

# MEDIA GUIDE

2009-2010





TIME  
CABLE

NHL.COM

# Protect your budget...

## with Time Warner Cable!

- **Road Runner® High-Speed Online** – TURBO speeds, reliable service, and a constant connection
- **Digital Cable** – The home of FREE HD and exclusives like Start Over
- **Digital Phone Service** – unlimited calling plans to fit your life and budget

*Call now for special savings! 800.934.4181*



**TIME WARNER CABLE**

THE POWER OF YOU™

[timewarnercable.com](http://timewarnercable.com)



Time Warner Cable is a Columbus Blue Jackets  
Championship Partner.

DIGITAL CABLE



HIGH-SPEED ONLINE



DIGITAL PHONE

Some services not available in some areas. LOONEY TUNES characters, names and all related indicia are trademarks of Warner Bros. © 2009.





Go Jackets



Cheering makes me hungry



10% off because I'm a VIP

**Show your Blue Jackets pride.**



**Blue Jackets Banking  
exclusively from Huntington.**

- Blue Jackets checks\* and Visa® Check Card
- Free Online Banking and Bill Pay
- 10% discount at the FOX Sports Ohio Blue Line\*\*

Visit [BlueJacketsBanking.com](http://BlueJacketsBanking.com)



A bank invested in people.®

\*Some charges may apply. Blue Jackets Banking is available with any new or existing Huntington personal checking account. \*\*10% discount at the FOX Sports Ohio Blue Line, discount not available with discounts, sales or purchases of Game Worn or Game Used Merchandise. Blue Jackets and Columbus Blue Jackets are the property of the COHOC Ltd Partnership and the National Hockey League and are used with permission. Huntington is the official financial services provider of the Columbus Blue Jackets. Member FDIC. ® Huntington® and A bank invested in people® are federally registered service marks of Huntington Bancshares Incorporated. ©2009 Huntington Bancshares Incorporated.

# TABLE OF CONTENTS

2009-10 Schedule	4
Ticket Information	5
Blue Jackets-Nationwide Arena Staff Directory	6-7
John P. McConnell	8
Executive Staff Profiles	9-12

## HOCKEY OPERATIONS

General Manager Scott Howson	14
Assistant General Manager Chris MacFarland	15
Dir. of Hockey Ops and Player Per. Don Boyd	15
Head Coach Ken Hitchcock	16-17
Coaching Staff Profiles	18-20
Hockey Operations Profiles	21-23
Medical Staff Profiles	24-25
Training Staff Profiles	25-26
Equipment Staff Profiles	26

## CARRY THE FLAG

Blue Jackets & Nationwide Arena Staff	28-32
Broadcast Information	33
Television Broadcast Team Profiles	34
Radio Broadcast Team Profiles	35
Blue Jackets Foundation	36
In The Community	37
Fan Development	38
Dispatch Ice Haus	39
Nationwide Arena	40-41
Arena Event Level Map & Directions	42

## THE PLAYERS

Training Camp Roster/Pronunciation Guide	44-45
Player Profiles	
Boll, Jared	46-47
Brassard, Derick	48-49
Chimera, Jason	50-51
Commodore, Mike	52-53
Dorsett, Derek	54-55
Filatov, Nikita	56-57
Garon, Mathieu	58-59
Hejda, Jan	60-61
Huselius, Kristian	62-63
Klesla, Rostislav	64-65
Mason, Steve	66-67
Methot, Marc	68-69
Modin, Fredrik	70-71
Murray, Andrew	72-73
Nash, Rick	74-77
Pahlsson, Samuel	78-79
Russell, Kris	80-81
Torres, Raffi	82-83
Tyutin, Fedor	84-85
Umberger, R.J.	86-87
Vermette, Antoine	88-89
Voracek, Jakub	90-91
Blunden, Michael	92

Clitsome, Grant	93
Frischmon, Trevor	94
Holden, Nick	95
LaCosta, Daniel	96
Lalande, Kevin	97
MacKenzie, Derek	98
Mayorov, Maksim	99
Pelletier, Pascal	100
Picard, Alexandre	101
Roy, Mathieu	102
Sestito, Tom	103
Sigalet, Jonathan	104
Player Personnel	
Calvert - Kubalik	105
Legein - Moore	106
Plekhanov - Regner	107
Future Jackets	
Atkinson - Collins	108
Delisle - Hansen	109
Larkin - Mozyakin	110
Neuber - Ruth	111
Savard - Tkachenko	112
Vogelhuber - York	113
Syracuse Crunch-AHL Affiliate	114-116
Gwinnett Gladiators-ECHL Affiliate	117

## SEASON IN REVIEW

NHL Standings	120
NHL Leaders	121-122
NHL Team Rankings	123
Blue Jackets Season Notes	124-126
In Overtime/Shootouts	127
CBJ Final Statistics	128
CBJ First & Second Half Statistics	129
CBJ Home & Road Statistics	130
CBJ Statistics By Division	131
CBJ Game-By-Game Results	132-133
CBJ Statistical Breakdown	134-135
CBJ Special Teams Game-By-Game	136-137
CBJ Ice Time & Face-off Percentage	138
CBJ Season Highs & Lows	139-140
CBJ Injury Report	141
CBJ Season Transactions	142

## VS. THE NHL

Anaheim Ducks	144-145
Atlanta Thrashers	146-147
Boston Bruins	148-149
Buffalo Sabres	150-151
Calgary Flames	152-153
Carolina Hurricanes	154-155
Chicago Blackhawks	156-157
Colorado Avalanche	158-159
Dallas Stars	160-161
Detroit Red Wings	162-163



# TABLE OF CONTENTS

Edmonton Oilers	164-165
Florida Panthers	166-167
Los Angeles Kings	168-169
Minnesota Wild	170-171
Montreal Canadiens	172-173
Nashville Predators	174-175
New Jersey Devils	176-177
New York Islanders	178-179
New York Rangers	180-181
Ottawa Senators	182-183
Philadelphia Flyers	184-185
Phoenix Coyotes	186-187
Pittsburgh Penguins	188-189
St. Louis Blues	190-191
San Jose Sharks	192-193
Tampa Bay Lightning	194-195
Toronto Maple Leafs	196-197
Vancouver Canucks	198-199
Washington Capitals	200-201
FOX Sports Ohio Blue Line Stores	202

## RECORDS BOOK

All-time Statistics	204-211
Record by Season	212-214
Individual Leaders by Season	215-216
Top Single Seasons	217-219
All-time Leaders	220-222
Team Records	223-227
Player Records	228-229
2007-08 Final Statistics & Notes	230
2007-08 Game-By-Game Results	231
2006-07 Final Statistics & Notes	232
2006-07 Game-By-Game Results	233
2005-06 Final Statistics & Notes	234
2005-06 Game-By-Game Results	235
2003-04 Final Statistics & Notes	236
2003-04 Game-By-Game Results	237
2002-03 Final Statistics & Notes	238
2002-03 Game-By-Game Results	239
2001-02 Final Statistics & Notes	240
2001-02 Game-By-Game Results	241
2000-01 Final Statistics & Notes	242
2000-01 Game-By-Game Results	243
BlueJackets.com	244

## STANLEY CUP PLAYOFFS

2009 Playoff Statistics	246
All-Time Playoff Statistics	247
Team Playoff Records	248-251
Player Playoff Records	252-253
Playoff Personnel & Franchise Firsts	254

## HISTORY

John H. McConnell	256
About the Blue Jackets	257

Franchise Timeline	258-262
All-time Transactions	263-267
All-time Player Register	268-277
All-time Numerical Roster	278-279
Entry Draft History	280-281
Personnel & Franchise Firsts	282-283
Blue Jackets Honor Roll	284-285

## MEDIA INFORMATION

CBJ Communications Staff	288
Media Information	289
NHL Directory & Roster of Officials	290
NHL Information	291-293
NHL Critical Dates Calendar	294
How to Figure	295
2008-09 NHL Composite Schedule	296-298



## CREDITS

Produced by the Columbus Blue Jackets  
Communications Department:

VP of Public Relations ..... Todd Sharrock  
Director of Communications ..... Karen Davis  
Mgr. of Communications ..... Ryan Holtmann

Layout, design & editorial assistance by the  
Columbus Blue Jackets Creative Services  
Department:

Dir. of Creative Services ..... Jason Rothwell  
Layout & Design ..... Will Bennett  
..... Sharon McMullen  
Photography ..... Jamie Sabau, Getty Images,  
..... Greg Bartram

The information contained in this publication was compiled by the Columbus Blue Jackets® Hockey Club and is intended for the personal or editorial use of the media and fans. Any commercial use of this information is prohibited without the written consent of the Columbus Blue Jackets Hockey Club. All NHL and team logos depicted within this publication are the property of NHL Enterprises, Inc. and the respective teams and may not be reproduced for commercial purposes without the prior written consent of NHL Enterprises, Inc.

## SEPTEMBER

SUN	MON	TUES	WED	THUR	FRI	SAT
13	14	★ PIT 7:30	15	16	★ MIN 8:00	★ NSH 8:00
20	★ MIN 7:00	★ BOS 7:00	22	★ PIT 7:00	25	★ BOS 7:00
★ NSH 7:00	28	29	30			

## OCTOBER

SUN	MON	TUES	WED	THUR	FRI	SAT
				1	2	★ MIN 7:00
4	★ VAN 10:00	5	6	7	★ SJ 10:30	★ PHX 9:00
11	12	★ CGY 7:00	13	14	15	★ LA 7:00
18	19	★ CGY 9:30	20	★ EDM 9:30	21	★ ANA 10:00
★ LA 9:00	25	26	★ PHX 7:00	★ PIT 7:00	29	30

## NOVEMBER

SUN	MON	TUES	WED	THUR	FRI	SAT
★ WSH 5:00	1	2	3	★ SJ 7:00	★ ATL 7:00	★ CAR 7:00
8	9	10	★ DET 7:00	★ ANA 7:00	12	13
15	★ EDM 7:00	16	17	18	★ DAL 8:30	★ NSH 8:00
22	★ NYR 7:00	★ MTL 7:30	23	★ OTT 7:30	24	★ CGY 7:00
29	★ STL 7:00	30				

## DECEMBER

SUN	MON	TUES	WED	THUR	FRI	SAT
		★ CHI 8:00	1	★ TOR 7:00	2	★ COL 7:00
6	7	8	★ FLA 7:00	★ NSH 8:00	9	★ ANA 7:00
13	★ NSH 7:00	★ MIN 8:00	14	★ PHX 7:00	15	★ COL 9:00
20	★ PHX 9:00	21	★ DAL 8:30	22	23	★ DET 7:00
27	★ DET 7:00	★ NYI 7:00	28	★ NYI 7:00	29	★ NYI 7:00

- HOME GAME      □ AWAY GAME  
 □ ON FS OHIO      □ ON VERSUS  
 ALL TIMES EASTERN    ★ PRE-SEASON GAME  
 ■ 2010 WINTER OLYMPIC BREAK

## JANUARY

SUN	MON	TUES	WED	THUR	FRI	SAT
					1	★ COL 7:00
3	4	★ VAN 10:00	5	★ EDM 9:00	★ CGY 9:00	9
★ DAL 7:00	★ STL 7:00	★ PHX 8:00	11	★ CHI 8:30	12	★ MIN 9:00
17	★ STL 7:00	★ PHX 7:00	18	★ BOS 7:00	19	★ MIN 9:00
24	25	★ NSH 7:00	26	★ LA 7:00	27	★ STL 8:00
31						

## FEBRUARY

SUN	MON	TUES	WED	THUR	FRI	SAT
	1	★ COL 9:00	2	★ DAL 7:00	3	★ BUF 7:00
7	8	9	★ SJ 7:00	★ ANA 7:00	★ VAN 7:00	13
★ CHI 5:00	14	15	16	17	18	19
21	22	23	24	25	26	27
28						

## MARCH

SUN	MON	TUES	WED	THUR	FRI	SAT
	1	★ VAN 7:00	2	3	4	★ SJ 10:30
7	★ LA 10:30	★ ANA 10:00	8	★ ATL 7:00	9	★ STL 7:00
14	★ EDM 7:00	15	16	17	★ MIN 7:00	★ NSH 8:00
21	22	★ NJ 7:00	23	★ CHI 7:00	24	★ NYI 7:00
★ CHI 7:00	28	★ TB 7:00	29	30	31	

## APRIL

SUN	MON	TUES	WED	THUR	FRI	SAT
				★ DET 7:30	1	★ WSH 7:00
4	★ STL 8:00	5	★ DET 7:30	6	★ DET 7:00	7





## Individual Game Prices

LEVEL	PRICE
GLASS LEVEL	\$200
TIME WARNER CABLE HD LOUNGE	\$185
CLUB LEVEL 1	\$100
CLUB LEVEL 2	\$90
CLUB LEVEL 3	\$75
100 LEVEL	\$83
100 LEVEL	\$79
100 LEVEL	\$75
100 LEVEL	\$57

LEVEL	PRICE
200 LEVEL	\$44
200 LEVEL	\$36
200 LEVEL	\$26
200 LEVEL	\$20
HUNTINGTON GREEN SEATS*	\$10
AAA SKY TERRACE	
LOGE BOXES	
TERRACE TABLES	
PARTY TOWERS	

For ticket information and pricing call 1-800-NHL-COLS

**\*Huntington Green Seats: A minimum of 250 seats available for just \$10 every game day at the Nationwide Arena Ticket Office two hours prior to each game.**

**NATIONWIDE ARENA TICKET OFFICE:** The Nationwide Arena Ticket Office is open daily throughout the season for advance ticket sales. Ticket Office hours are: Monday - Friday, 10 a.m. to 6 p.m.; Saturday, 10 a.m. to 4 p.m.; Sunday (event days only) two hours prior to the event. The Ticket Office is located at the southwest corner of Nationwide Arena next to Cotters Restaurant.

**FOX SPORTS OHIO BLUE LINE, THE CHILLER LOCATIONS:** Fans can purchase tickets to all Blue Jackets home games at the FOX Sports Ohio Blue Line at a reduced service charge at The Mall at Tuttle Crossing and ticket outlets at the Chiller Easton, Chiller Dublin, Chiller North.

**TICKETMASTER AND ORDERING ON THE WEB:** Tickets are available at all Ticketmaster Ticket Centers and by phone at 1-800-745-3000. Fans can also purchase tickets online at BlueJackets.com and ticketmaster.com.

**SEASON AND GROUP TICKETS:** Full Season, 20, 10 and six game plans are available by calling 1-800-NHL-COLS or stopping by the Nationwide Arena Ticket Office. Group sales packages, including special benefits and fund-raising opportunities, are available for groups of 10 or more. In addition, the Toyota Tower and Dispatch Media Group Party Towers are available to groups of 24 to 48 people. Call 1-800-NHL-COLS for more information.

**OWNERSHIP**

Majority Owner/Governor: - - - - - John P. McConnell

**EXECUTIVE STAFF**

President/Alternate Governor: - - - - - Mike Priest  
 Sr. VP of Business Operations: - - - - - Larry Hoepfner  
 Sr. VP/General Counsel: - - - - - Greg Kirstein  
 VP of Corporate Development: - - - - - Cameron Scholvin  
 VP of Marketing: - - - - - Marc Gregory  
 VP of Public Relations: - - - - - Todd Sharrock  
 Chief Financial Officer: - - - - - T.J. LaMendola  
 VP of Premium Seating Sales: - - - - - Paul D'Auto

**HOCKEY OPERATIONS**

General Manager: - - - - - Scott Howson  
 Assistant General Manager: - - - - - Chris MacFarland  
 Dir. of Hockey Ops & Player Personnel: - - - - - Don Boyd  
 Director of Pro Scouting: - - - - - Bob Strumm  
 Director of Amateur Scouting: - - - - - Paul Castron  
 Asst. Director of Amateur Scouting: - - - - - John Williams  
 Amateur Scouts: - - - - - Sam McMaster,  
 - - - - - Brian Bates,  
 - - - - - Andrew Dickson  
 Pro Scout: - - - - - Peter Dineen  
 Professional European Scout: - - - - - Kjell Larsson  
 Regional Scouts: - - - - - John McNamara,  
 - - - - - Bryan Raymond  
 - - - - - Rob Riley,  
 - - - - - Andrew Shaw,  
 - - - - - Artem Telepin,  
 - - - - - Milan Tichy  
 Video Scout: - - - - - Bryan Stewart  
 Manager of Team Services: - - - - - Julie Gamble  
 Assistant Video Scout: - - - - - Scott Harris  
 Manager of Hockey Administration: - - - - - Josh Flynn

**COACHING STAFF**

Head Coach: - - - - - Ken Hitchcock  
 Assistant Coaches: - - - - - Gary Agnew,  
 - - - - - Gord Murphy,  
 - - - - - Claude Noel  
 Goaltending Coach: - - - - - Dave Rook  
 Strength & Conditioning Coach: - - - - - Barry Brennan  
 Development Coach: - - - - - Tyler Wright  
 Video Coordinator: - - - - - Dan Singleton  
 Performance Psychologist: - - - - - Dr. Kimberley Amirault

**TRAINING & EQUIPMENT STAFF**

Head Athletic Trainer: - - - - - Mike Vogt  
 Assistant Athletic Trainer: - - - - - Mark Teeples  
 Assistant Athletic Trainer: - - - - - Chris Strickland  
 Equipment Manager: - - - - - Tim LeRoy  
 Assistant Equipment Manager: - - - - - Jamie Healy  
 Equipment Assistant: - - - - - Jason Stypinski

**BUSINESS OPERATIONS**

Director of Communications: - - - - - Karen Davis  
 Dir. of Event Presentation/Production: - - - - -  
 - - - - - Kimberly Kershaw  
 Dir. of Marketing & Fan Development: - - - - - J.D. Kershaw  
 Dir. of Community Development: - - - - - Wendy Bradshaw  
 Director of Creative Services: - - - - - Jason Rothwell  
 Director of Human Resources: - - - - - Kelley Walton  
 Senior Graphic Designer: - - - - - Will Bennett  
 Graphic Designer: - - - - - Sharon McMullen  
 Manager of Communications: - - - - - Ryan Holtmann  
 Manager of Multimedia: - - - - - Ryan Mulcrone  
 Manager of Partnership Marketing: - - - - - Josh Hafer  
 Manager of Partnership Marketing: - - - - - Erin Gibbons  
 Manager of Partnership Marketing: - - - - - Becky Ackford  
 Premium Seating Relationship Mgr.: - - - - - Rachel Mayfield  
 Corporate Sales Analyst: - - - - - Craig Smith  
 Corporate Development Account Executives: - - - - -  
 - - - - - Jerry Angel,  
 - - - - - A.J. Poole,  
 - - - - - Matt Tremblay  
 Premium Seating Manager: - - - - - Amanda Horning  
 Managers of Production: - - - - - David Bakalik,  
 - - - - - David Traube  
 Manager of Event Presentation: - - - - - Lynn Truitt  
 Video Broadcast Engineer: - - - - - Rick Shepherd  
 Graphics Coordinator: - - - - - Andy Hookman  
 Payroll Manager: - - - - - Christine Parthemore  
 Human Resources Assistant: - - - - - Whitney Mitchell  
 Manager of Fan Development: - - - - - Joel Siegman  
 Manager of Marketing: - - - - - Nate Ferrall  
 Mgr. of Marketing, Youth & Amateur Hockey: - - - - - Gordy Haggard  
 Partnership Activation Manager: - - - - - Mike Kerrigan  
 Manager of Community Development: - - - - - Kate Furman  
 Mascot Coordinator: - - - - - Jason Zumpano  
 Administrative Asst.: - - - - - April Lester  
 Legal Assistant: - - - - - Rachel Phillips  
 Paralegal: - - - - - Ken Erney



## FINANCE

Controller: ----- Jeremy Manly  
 Assistant Controller: ----- Jason LaPlace  
 Staff Accountant: ----- Nora Ludwig  
 Accounts Payable Coordinators: ---- Beth Carpenter,  
 ----- Lindsay Rice  
 Director of Information Technology: --- Jim Connolly  
 Manager of Information Technology: --- John Gruber  
 Systems Analyst: ----- Matthew DeStephen  
 Receptionist/Office Coordinator: ----- Beth Carlisle

## TICKET OPERATIONS

Dir. of Ticket Ops/Customer Service: --- Mark Morris  
 Director of Ticket Sales & Service: --- Joe Ondrejko  
 Mgr. of Season Ticket Sales & Service: - Corey Rowe  
 Inside Sales Manager: ----- Luke Burket  
 Senior Group Event Specialist: ----- Andy Hire  
 Group Event Specialists: ----- MacKenzie Crawford,  
 ----- Grant Jamieson,  
 ----- Amber Krill,  
 ----- Sarah Lehman,  
 ----- Kevin Wharff  
 Season Ticket Sales Acct. Executives: - Dave Ambrogi,  
 ----- Jarrod Cole,  
 ----- Dan Forman,  
 ----- Meghan Marks,  
 ----- Kevin Masters,  
 ----- Drew Ribarchak  
 Season Ticket Account Rep.: ----- Brandon Haas,  
 ----- Jessica Graham,  
 ----- Aly Johnston,  
 ----- Michael Pellegrini  
 Ticket Operations Coordinators: ----- Abby Miller  
 Ticket Operations Manager: ----- Nick Hewlett  
 Inside Sales Representatives: ----- Cecil Brown,  
 ----- Andrew Gibson,  
 ----- Zach Newberry,  
 ----- Jarrod Ranone,  
 ----- Jay Reichert,  
 ----- Kevin Rohrbacher,  
 ----- Katie Ronske,  
 ----- Jennifer Scrimenti,  
 ----- Blake Williams

## BROADCASTING

Director of Broadcasting: ----- Russ Mollohan  
 FS Ohio Play-By-Play Announcer: ----- Jeff Rimer  
 FS Ohio Color Analyst: ----- Bill Davidge  
 Radio Play-By-Play Announcer: --- George Matthews  
 Radio Color Analyst: ----- Bob McElligott

## NATIONWIDE ARENA MANAGEMENT

General Manager: ----- Eric Granger  
 Director of Operations: ----- Scott Lofton  
 Director of Event Services: ----- Blake Schilling  
 Assistant Director of Operations: --- Brad Cleveland  
 Guest Services Manager: ----- Adam Borland  
 Ticket Office Manager: ----- Cait Schumann  
 Assistant Ticket Office Manager: - - Alexandra Hilditch  
 Marketing Manager: ----- Jim Riley  
 Event Coordinators: ----- Leah Sanft,  
 ----- Brian Tarajack  
 Event Services Coordinator: ----- Traci Hamm  
 Maintenance Supervisor: ----- Mark Greiner  
 Chief Engineer: ----- Marc Lovett  
 Conversion Manager: ----- Bill Hunt  
 Ice Technician: ----- Ian Huffman  
 Receptionist: ----- Carol Hall



## JOHN P. McCONNELL

MAJORITY OWNER, GOVERNOR

John P. McConnell is chairman and chief executive officer of Worthington Industries and majority owner of the Columbus Blue Jackets National Hockey League franchise. He serves on the NHL's Board of Governors. A member of Worthington's Board of Directors since 1990, McConnell became vice chairman in 1992 and was named chief executive officer in March of 1993. In September of 1996, he was named chairman of the board.

McConnell began his career at Worthington in 1975 as a general laborer. He worked as a sales representative for two of Worthington's divisions. McConnell served as corporate personnel director and was instrumental in administering the company's highly recognized employee-based policies. He was appointed vice president and general manager of what was the company's largest steel facility in Columbus, Ohio in 1985.

McConnell serves on the board of directors for OhioHealth and is chairman of the Columbus Blue Jackets Foundation. He has been active in numerous community organizations, having served on the boards of the Greater Columbus Chamber of Commerce, Nationwide Children's Hospital, the YMCA and the Columbus Zoological Association.

Worthington Industries is a leading diversified metal processing company with annual sales of

approximately \$2.6 billion. The Columbus, Ohio, based company is North America's premier value-added steel processor and a leader in manufactured metal products such as light gauge metal framing for commercial and residential construction, framing systems and stairs for mid-rise buildings; pressure cylinder products such as propane, oxygen and helium tanks, hand torches, camping cylinders, and scuba tanks; current and past model automotive service stampings; metal ceiling grid systems; steel pallets and racks; and laser welded blanks, metal ceiling grid systems, pressure cylinders, automotive past model service stampings and laser welded blanks.

The company employs 6,400 people and operates 61 facilities in 10 countries. Worthington Industries has been named a "100 Best Companies to Work For" four times by Fortune magazine.

Founded in 1955, the company operates under a long-standing corporate philosophy rooted in the golden rule, with earning money for its shareholders as the first corporate goal. This philosophy is an unwavering commitment to the customer, supplier, and shareholder, and serves as the Company's foundation for one of the strongest employee/employer partnerships in American industry.





## MIKE PRIEST

PRESIDENT, ALTERNATE GOVERNOR

Mike Priest was named president of the Columbus Blue Jackets on April 19, 2007. As the club's top executive, he oversees all aspects of the franchise operations and the management of Nationwide Arena. He serves as an alternate governor for the club on all league-related matters. He also serves as the president of JMAC, Inc., the parent company of the Blue Jackets, since 2001.

Priest joined JMAC, Inc. as vice president, controller in 1996 and was promoted to vice president and chief financial officer in 1997. JMAC, Inc. is the private family holding company of John P. McConnell and the McConnell family, majority owner of the Blue

Jackets. JMAC also directs numerous investments and charitable activities for the McConnell family.

Priest began his career in 1986 with the public accounting firm of Meaden & Moore, CPAs. During his tenure with Meaden & Moore, he earned his Certified Public Accountant certificate and achieved partner level.

A native of south central Ohio, Priest graduated cum laude from The Ohio State University with a bachelor's degree in business administration in 1986.

Priest resides in Dublin, Ohio with his wife and two children.



## LARRY HOEPFNER

SENIOR VICE PRESIDENT OF BUSINESS OPERATIONS

Larry Hoepfner joined the Columbus Blue Jackets as senior vice president of business operations in June 2005. He oversees the business initiatives of the Blue Jackets and Nationwide Arena, with a particular emphasis on the corporate and ticket sales and service efforts and broadcasting partnerships with FOX Sports Ohio and the Blue Jackets Radio Network. He is also actively involved in all facets of the organization's business efforts, including the guest services, merchandising, marketing, promotions, client services, communications, fan development, community development and event presentation departments.

Hoepfner joined the Blue Jackets after spending eight years at FSN Florida, where he most recently served as vice president of advertising sales. He oversaw sales for the cable sports affiliate and its relationships with the Florida Panthers, Florida

Marlins, Tampa Bay Rays and the University of Miami, as well as FSN programming that included among others NASCAR and The Best Damn Sports Show Period. He joined the organization in 1997 as vice president of marketing and affiliate sales for then-SportsChannel Florida.

Prior to his stint with FSN Florida, Hoepfner was the director of consumer marketing in the southeast region for Continental Cablevision from 1988-97 and the director of marketing for Hauser Communications in Minneapolis and Washington, D.C. from 1982-88.

A native of Peoria, Illinois who graduated from Forest Park High School in Cincinnati, Hoepfner attended Miami University in Oxford and earned a bachelor's degree in Mass Communications in 1979. He received his master's of business administration at the University of Miami (Florida) in 1996.



## GREG KIRSTEIN

SENIOR VICE PRESIDENT AND GENERAL COUNSEL

Greg Kirstein is the senior vice president and general counsel for the Columbus Blue Jackets organization and oversees all legal matters for the club as well as its human resources department. He joined the club as general counsel in 1998, bringing with him over 16 years of experience as a litigator and additional expertise in the sports field. He spent over a decade working with the firms Vorys, Sater, Seymour and Pease (1982-87), Squire, Sanders and Dempsey (1987-93) and Ray, Alton and Kirstein (1993-98), while also representing minor league baseball's Columbus Clippers and the East Coast Hockey League's Columbus Chill.

A native of Pittsburgh, he received a bachelor's degree in journalism from The Ohio State University in 1977 and spent three years as a sports writer with

The Pittsburgh Press and Miami Herald. He graduated from the Duquesne University School of Law in 1982. He took a one-year hiatus from practicing law to serve as the assistant athletic director at Temple University from 1985-86.

Kirstein was also one of the original board members and founders of Chiller LLC, the company which operates the Blue Jackets' suburban ice rinks, and served as its president from 1998-2000. He currently serves as a commissioner of the Capital Hockey Conference, Columbus' varsity high school conference, and sits on the Ohio High School Athletic Association's hockey advisory committee.

He and his wife, Joyce, have a daughter, Katie, and son, Matt. The family resides in Dublin.



## PAUL D'AIUTO

VICE PRESIDENT OF PREMIUM SEATING

Paul D'Aiuto joined the Columbus Blue Jackets organization as executive director of sales in August 1999, served as vice president of corporate development and was named vice president of premium seating in June 2008.

D'Aiuto has over two decades of experience in the sports industry. Prior to joining the Blue Jackets, he was as the managing director of corporate sponsorships for the Nashville Predators during the club's inaugural NHL season in 1998-99. He also spent five years with the Tampa Bay Lightning as director and later vice president of marketing, joining

the club in 1993 following its inaugural NHL season.

In addition to his duties with the Blue Jackets, D'Aiuto also holds a seat on the Columbus Zoological Park Association Board. A 1984 graduate of State University College at Brockport (NY) with a bachelor's degree in marketing, he has also worked with the New Jersey Devils and Buffalo Sabres organizations. His wife, Becky, is the daughter of longtime NHL player and coach Wayne Cashman. The couple has three daughters, Lindsay, MacKenzie and Caroline, and resides in Westerville.



## MARC GREGORY

VICE PRESIDENT OF MARKETING

Marc Gregory was named vice president of marketing for the Columbus Blue Jackets in May 2006. He joined the organization as director of advertising and promotions in 1999 and was promoted to executive director of marketing in 2004. In his current role, he oversees all advertising, promotions and marketing initiatives, as well as the creative services, broadcasting and fan development departments of the Blue Jackets and Nationwide Arena.

Gregory came to Columbus after spending five years with the LPGA's Giant Eagle Classic. He began his stint as a sales/marketing & operations

coordinator before serving as the senior tournament coordinator directing the sales, marketing, public relations and operations efforts surrounding the event.

A native of Youngstown, Ohio, he is a 1994 graduate of the University of Michigan, where he served as the hockey sports information director while working in the university's Athletic Department. He and his wife, Melissa, are the parents of daughters, Emerson and Kellyn, and reside in Powell.



## T.J. LAMENDOLA

CHIEF FINANCIAL OFFICER

T.J. LaMendola joined the Columbus Blue Jackets in 1999 as director of finance and was named chief financial officer for the organization in July 2001. His responsibilities include the oversight of budgeting, forecasting, financial reporting, internal controls, risk management and information technology for both the Blue Jackets and Nationwide Arena.

In addition to his duties with the club, he also serves as the treasurer for the Columbus Blue Jackets Foundation and is a member of the National Hockey League Pension Society Board of Directors. He is also a member of the Public Relations Advisory Council for the Ohio Society of Certified Public Accountants.

LaMendola came to the Blue Jackets from Karrington Health Inc., where he served as the controller for the \$50 million public company and was responsible for day-to-day finances from 1997-99. He began his career in public accounting with Deloitte & Touche LLP and spent nearly five years specializing in both manufacturing and service organizations.

A native of Dayton, Ohio, LaMendola attended Miami University in Oxford and earned a bachelor's degree in accounting in 1992. He became a Certified Public Accountant a year later. He and his wife, Sue, are the parents of three sons, Nicholas, Christopher and Andrew. The family resides in Dublin.





## CAMERON SCHOLVIN

VICE PRESIDENT OF CORPORATE DEVELOPMENT

Cameron Scholvin joined the Columbus Blue Jackets as vice president of corporate development in July 2008 after spending 11 years with the Orlando Magic, where he most recently served as vice president of corporate partnerships for both the NBA franchise and its official training facility, the RDV Sportsplex. He began his tenure with the Magic as a member of the corporate sales team before being elevated to director of the department.

Prior to joining the Magic, Scholvin had been an account supervisor with Synergy Sports Marketing for two years and began his career in the sports industry

with the Washington Bullets and the Washington Capitals in 1994.

Scholvin is a native of Muncy, Pennsylvania and attended Princeton University, where he played quarterback on the Tigers football team and graduated in 1994 with a degree in U.S. History. He currently sits on the Board of Directors for Children's Hunger Alliance.

Scholvin and his wife, Rebekah, are the parents of three sons, Tate, Charles, and Maverick; and a daughter, Elizabeth. The family resides in Columbus.



## TODD SHARROCK

VICE PRESIDENT OF PUBLIC RELATIONS

Todd Sharrock was named vice president of public relations for the Columbus Blue Jackets in May 2006. He originally joined the organization as director of communications in February 2000 and was named executive director of communications in July 2005. He oversees the communications and community development departments for the Blue Jackets including all media relations efforts, publications, player relations, multimedia operations and community initiatives.

Sharrock, 42, came to Columbus after spending five seasons with the Houston Aeros, joining the expansion International Hockey League club in 1994 and serving as the director of communications through the 1998-99 season. He also served as a media relations consultant for Houston NFL Holdings LLC during its successful bid to acquire an expansion National Football League franchise which became the Texans.

Prior to his stint in Houston, he served as the

assistant director of public relations for the NHL's Dallas Stars during the 1993-94 season, the club's first in Texas after relocating from Minneapolis-St. Paul. He began his career as director of public relations with the Dallas Freeze of the Central Hockey League in 1992.

A native of Galion, Ohio, Sharrock attended The Ohio State University, where he earned a bachelor's degree in journalism in 1990 and a master's degree in sport management in 1992. While attending OSU, he was a student assistant in the sports information office and served as the hockey sports information director in 1991-92.

He currently serves on the Advisory Council for the Greater Columbus Sports Commission and is a member of the National Hockey League Public Relations Advisory Council. Sharrock and his wife, Krystal, are the parents of a son, Landry. The family resides in New Albany.



C O L U M B U S   B L U E   J A C K E T S

**HOCKEY OPERATIONS**



## SCOTT HOWSON

GENERAL MANAGER

Scott Howson was named the second general manager in Columbus Blue Jackets history on June 15, 2007 and oversees all aspects of the club's hockey operations efforts.

Since his arrival, the Blue Jackets have enjoyed the best two seasons in franchise history. Following an 80-point season in 2007-08, the club went 41-31-10 for a club record 92 points and earned the first Stanley Cup Playoffs berth in franchise history in 2008-09.

Howson came to Columbus after spending seven years with the Edmonton Oilers. He joined the Oilers in June 2000 as assistant to the general manager and was named assistant general manager a year later. In that role, he was responsible for all aspects of the club's hockey administration, including player contracts, personnel decisions, the collective bargaining agreement, its American Hockey League affiliates and the salary cap.

During his six seasons with the Oilers, the club posted five-straight winning campaigns from 2000-06, averaged 37 wins and 89 points per season, topped 90 points four times and advanced to the 2006 Stanley Cup Final, where they were defeated in seven games by the Carolina Hurricanes.

Prior to his arrival in Edmonton, Howson spent six years with the Oilers' American Hockey League affiliates. As general manager of the Cape Breton Oilers from 1994-96, he oversaw the franchise's move to Hamilton in 1996 and was the Bulldogs'

general manager from 1996-03. During that time, he led Hamilton to a pair of berths in the Calder Cup Finals (1997, 2003) and a conference semi-finals appearance in 2002.

Born on April 9, 1960 in Toronto, Ontario, Howson played three seasons in the Ontario Hockey League as a forward with the Kingston Canadiens from 1978-81, serving as team captain and earning OHL All-Star honors. Following his junior career, he signed a free agent contract with the New York Islanders and spent the next five years playing at various levels throughout the organization.

During his rookie season in 1981-82, he was named the International Hockey League's Rookie of the Year after registering 55-65-120 in 71 games with the Toledo Goaldiggers. He was the league's second-leading scorer that year and helped Toledo capture the league championship. Howson also won a Central Hockey League title with the Indianapolis Checkers in 1982-83. He made his NHL debut with the Islanders during the 1984-85 season and tallied 4-1-5 and two penalty minutes in eight games. He added 1-2-3 and two penalty minutes in 10 games the following season before retiring as a player in 1986.

Howson earned his bachelor's degree in 1987 from York University and is a 1990 graduate of the university's Osgoode Hall Law School. He and his wife, Antoinette Mongillo, are the parents of a son, Max, and daughters, Rebekah and Joanna.





## CHRIS MacFARLAND

ASSISTANT GENERAL MANAGER

Chris MacFarland has been a member of the Columbus Blue Jackets hockey operations department since prior to the 1999-00 NHL season and was named assistant general manager of the club in July 2008.

MacFarland is responsible for assisting General Manager Scott Howson in all hockey-related matters including scouting, player contract research and negotiations, salary cap management and arbitration, collective bargaining agreement administration, budgeting and team scheduling issues.

He is also the organization's liaison to the National Hockey League regarding matters pertaining to the collective bargaining agreement and oversees the hockey operations efforts of the club's minor league affiliates – the Syracuse Crunch of the American Hockey League and Gwinnett Gladiators of the ECHL.

He originally joined the Blue Jackets in 1999, served as the club's manager of hockey operations from 2001-07 and was promoted to the position of assistant to the general manager in July 2007. He began his career as intern in the National Hockey League's New York office from 1993-94 and continued to work in the league's NHL Productions office while attending law school.

MacFarland was born on March 28, 1970 in the Bronx, New York. He played college hockey at Pace University, where he received a bachelor's degree in business in 1992 and graduated from the university's law school in 1998.

MacFarland and his wife, Chandra, are the parents of sons, Jake, Gavin and Sawyer, and daughter, Cara. The family resides in Powell.



## DON BOYD

DIRECTOR OF HOCKEY OPERATIONS AND PLAYER PERSONNEL

Don Boyd is the director of hockey operations and player personnel for the Columbus Blue Jackets. He has been a member of the organization since 1999 and was named director of player personnel in August 2005. In his current role, he works directly with General Manager Scott Howson on all issues related to the club's player personnel including player evaluation and player assignments within the organization, the NHL entry draft, player movement and free agency.

He is responsible for the development, implementation and oversight of the club's amateur and professional player evaluation programs in North America and Europe. In addition, he oversees the club's prospect development program at the minor professional and amateur levels. He also works with Howson and Head Coach Ken Hitchcock in the coordination of the club's main training camp, as well as all rookie and development camps.

Boyd has three decades of experience as a hockey executive, coach and scout at the college, major junior and professional levels. He spent his first six seasons with the Blue Jackets as the club's director of amateur scouting and was responsible for overseeing all amateur scouting efforts by the club in North America and Europe.

He joined the club after serving as an amateur scout with the St. Louis Blues. Prior to joining the Blues, he was a member of the scouting staffs of the Ottawa Senators (1995-97) and Quebec Nordiques (1989-93). In addition to his work in the NHL, Boyd has extensive coaching and management experience at the college and major junior level.

He served as head coach of Regina of the Western Hockey League (1982-83) and was head coach and general manager of London (1983-86), Sault Ste. Marie (1986-89) and Newmarket/Sarnia (1993-95) of the Ontario Hockey League. He began his coaching career as a graduate assistant at the University of Michigan (1979-80) and was an assistant coach at the University of North Dakota (1980-82), including the 1981-82 season in which the Fighting Sioux won the NCAA title.

A native of Dryden, Ontario, Boyd is a 1976 graduate of Bowling Green State University, where he played varsity hockey. He also received his master's of education degree from the University of North Dakota in 1982.

He and his wife, Linda, are the parents of daughter, Melissa, a graduate of Bowling Green State University; and son Josh, who is currently attending BGSU and is a member of the varsity hockey team. The family resides in Columbus.



## KEN HITCHCOCK

HEAD COACH

Ken Hitchcock was named the fourth head coach in Columbus Blue Jackets history on Nov. 22, 2006. He has compiled a 511-345-127 record in 983 regular season games with the Blue Jackets, Philadelphia Flyers and Dallas Stars during his NHL coaching career. In 11 full seasons behind the bench, he has led his teams to nine Stanley Cup Playoffs appearances, six division titles (Dallas, Central Division: 1996-01; Philadelphia, Atlantic Division: 2003-04) and a pair of second place finishes, while recording at least 40 wins nine times and 100 points on eight occasions. He has also led his teams to a 66-55 record in the Stanley Cup Playoffs, including a 16-7 mark in 1998-99 when he guided the Stars to the Stanley Cup.

Hitchcock has compiled a 103-96-27 record in 226 games since joining the Blue Jackets, leading the club to its first Stanley Cup Playoffs appearance with a franchise-best 41-31-10 record (92 pts.) in 2008-09. He became the 13th coach in NHL history to record 500 wins when the Jackets earned a 4-3 shootout win at Toronto on Feb. 19, 2009 and currently stands 11th on the all-time wins list. On Apr. 5, 2008 at St. Louis, he became the 20th coach in NHL history to coach in 900 or more games.

Hitchcock began his professional coaching career as an assistant coach with the Flyers from 1990-93 before spending two-plus seasons as the head coach of the Kalamazoo Wings/Michigan K-Wings, Dallas' International Hockey League affiliate. He took over as head coach of the Stars midway through the 1995-96 season and in 1996-97 led them to the Central Division title. That year, Dallas became just the ninth team in NHL history to go from last place to first place in one season. The club's 38-point improvement from 66 to 104 was tied for the fifth-best in league history.

Hitchcock spent parts of five seasons in Dallas, compiling a 277-166-60 regular season record and 47-33 playoff mark. He led his teams to five Central Division titles, two President's Trophies (1997-98, 1998-99) and two Western Conference championships (1999, 2000) in addition to the 1999 Stanley Cup. He holds Stars franchise records for wins (277), playoff wins (47), playoff winning percentage (.588) and in 1998-99 led the club to

franchise single season records for wins, points and highest winning percentage with a 51-19-12 mark and 114 points (.695). He was nominated for the Jack Adams Award three times (1997, 1998, 1999) and served as the Western Conference's head coach in three All-Star Games (1997, 1998, 1999).

On May 14, 2002, he was named Flyers head coach and led the club to a 131-83-40 record and a 19-18 mark in the playoffs. Philadelphia posted three-straight 100-point seasons from 2002-06, captured the Atlantic Division title in 2003-04 and advanced to the 2004 Eastern Conference Finals. On Mar. 21, 2006, Hitchcock guided the Flyers to a 2-1 win over New Jersey, becoming the fifth-fastest coach in NHL history to record 400 wins (736 games). He also served as an assistant coach for the Eastern Conference in the 2003 and 2004 All-Star Games.

Hitchcock has also represented Canada at numerous international competitions. He was named head coach of Team Canada for the 2008 World Championships and led the squad to the silver medal. He has also been an associate coach for Team Canada at the 2002 and 2006 Olympic Games, winning the gold medal at the 2002 Games in Salt Lake City, and will again serve in that capacity at the 2010 Games in Vancouver. He helped Team Canada win the World Cup of Hockey Tournament in 2004 as an associate coach and was an assistant on gold medal-winning squads at the 2002 World Championships and the 1987 World Junior Championships.

Prior to joining the professional ranks, Hitchcock was one of the winningest coaches in the history of the Western Hockey League. From 1984-90, he led the Kamloops Blazers to a 291-125-15 record with his .693 winning percentage ranking second in WHL history. He was the league's Coach of the Year in 1986-87 and 1989-90 and was also named the Canadian Major Junior Coach of the Year in 1989-90 after leading Kamloops to the WHL championship and a third place finish in the Memorial Cup Tournament.

A native of Edmonton, Alberta, Hitchcock was born on December 17, 1951. He resides in Columbus.



## NHL COACHES WITH 500 OR MORE WINS

RK.	COACH	RECORD	STANLEY		TEAMS
			CUPS	YEARS	
1.	Scotty Bowman	1,244-574-323	9	1967-02	St. Louis, Montreal, Buffalo, Pittsburgh, Detroit
2.	Al Arbour	782-577-248	4	1970-08	St. Louis, NY Islanders
3.	Dick Irvin	692-527-230	4	1928-56	Chicago, Toronto, Montreal
4.	Mike Keenan	671-550-163	1	1984-09	Philadelphia, Chicago, NY Rangers, St. Louis, Vancouver, Boston, Florida, Calgary
5.	Pat Quinn*	657-481-180	0	1978-	Philadelphia, Los Angeles, Vancouver, Toronto
6.	Bryan Murray	620-465-154	0	1981-08	Washington, Detroit, Florida, Anaheim, Ottawa
7.	Ron Wilson*	552-461-160	0	1993-	Anaheim, Washington, San Jose, Toronto
8.	Billy Reay	542-385-175	0	1957-77	Toronto, Chicago
9.	Jacques Lemaire*	540-412-176	1	1983-	Montreal, New Jersey, Minnesota
10.	Jacques Martin*	517-406-175	0	1986-	St. Louis, Ottawa, Florida
11.	<b>Ken Hitchcock*</b>	<b>511-345-127</b>	<b>1</b>	<b>1995-</b>	<b>Dallas, Philadelphia, Columbus</b>
12.	Pat Burns	501-353-165	1	1988-05	Montreal, Toronto, Boston, New Jersey
13.	Hector "Toe" Blake	500-255-159	8	1955-68	Montreal

\*denotes active coaches

## REGULAR SEASON

## PLAYOFFS

YEAR	TEAM	LEAGUE	REGULAR SEASON					PLAYOFFS				RESULT	
			GP	W	L	O/T	PTS.	PCT.	GP	W	L		PCT.
1984-85	Kamloops	WHL	71	52	17	2	106	.746	15	10	5	.667	Lost Finals
1985-86	Kamloops	WHL	72	49	19	4	102	.708	16	14	2	.875	Won Finals
1986-87	Kamloops	WHL	72	55	14	3	113	.785	13	8	5	.615	Lost Div. Finals
1987-88	Kamloops	WHL	72	45	21	1	91	.632	18	12	6	.667	Lost Finals
1988-89	Kamloops	WHL	72	34	33	5	73	.507	16	8	8	.500	Lost Div. Finals
1989-90	Kamloops	WHL	72	56	16	0	112	.778	17	14	3	.824	Won Finals
1991-93	Philadelphia	NHL Assistant Coach											
1993-94	Kalamazoo	IHL	81	48	26	0/7	103	.636	5	1	4	.200	Lost 1st Round
1994-95	Kalamazoo	IHL	81	43	24	0/14	100	.617	16	10	6	.625	Lost Conf. Finals
1995-96	Michigan	IHL	40	19	10	11/0	49	.613	...	...	...	...	Did Not Qualify
	Dallas	NHL	43	15	23	5	35	.407	...	...	...	...	Did Not Qualify
1996-97	Dallas	NHL	82	48	26	8	104	.634	7	3	4	.429	Lost 1st Round
1997-98	Dallas	NHL	82	49	22	11	109	.665	17	10	7	.588	Lost Conf. Finals
1998-99	Dallas	NHL	82	51	19	12	114	.695	23	16	7	.696	Won Stanley Cup
1999-00	Dallas	NHL	82	43	29	10	102	.658	23	14	9	.609	Lost Finals
2000-01	Dallas	NHL	82	48	26	8	106	.634	10	4	6	.400	Lost 2nd Round
2001-02	Dallas	NHL	50	23	21	6	56	.520	...	...	...	...	Did Not Qualify
2002-03	Philadelphia	NHL	82	45	24	13	107	.652	13	6	7	.462	Lost 2nd Round
2003-04	Philadelphia	NHL	82	40	27	15	101	.616	18	11	7	.611	Lost Conf. Finals
2004-05	Philadelphia	NHL Season Cancelled											
2005-06	Philadelphia	NHL	82	45	26	11	101	.616	6	2	4	.333	Lost in 1st round
2006-07	Philadelphia	NHL	8	1	6	1	3	.186	...	...	...	...	Did Not Qualify
	COLUMBUS	NHL	62	28	29	5	61	.492	...	...	...	...	Did Not Qualify
2007-08	COLUMBUS	NHL	82	34	36	12	80	.486	...	...	...	...	Did Not Qualify
2008-09	COLUMBUS	NHL	82	41	31	10	92	.569	4	0	4	.000	Lost in 1st round
<b>NHL TOTALS</b>			<b>983</b>	<b>511</b>	<b>345</b>	<b>127</b>		<b>.597</b>	<b>121</b>	<b>66</b>	<b>55</b>	<b>.545</b>	





## GARY AGNEW

ASSISTANT COACH

Gary Agnew joined the Columbus Blue Jackets as an assistant coach in July 2006 and also served as the club's interim head coach from November 14-22, 2006. He spent the previous six seasons as the head coach of the Syracuse Crunch, the club's American Hockey League affiliate. During his tenure, he became the winningest and longest-serving coach in Crunch history as he led the club to a 220-177-43-40 mark in 480 games (.545 winning percentage).

Agnew guided the Crunch to its first division and regular season conference titles in 2001-02 with a 39-23-13-5 mark, which set a then club record for points in a season with 96. In 2005-06, Syracuse set numerous franchise marks including wins (47) and points (102) with a 47-25-5-3 record.

Prior to joining the Crunch, he spent 10 seasons as a head coach in the Ontario Hockey League, the last three with the London Knights. Agnew began his

coaching career with London in 1990-91 before moving to the Kingston Frontenacs in 1994-95. He returned to the Knights for the 1997-98 season and coached them to a Western Division Title. In 664 OHL games, he posted a 329-282-53 record and was named OHL Coach of the Year and First Team All-Star Coach in both the 1992-93 and 1997-98 seasons.

Before beginning his coaching career, he played collegiately at the University of New Brunswick (CIAU) and professionally with the Fredericton Express (AHL) and Milwaukee Admirals (IHL). He has a Masters' Degree in Coaching from the University of Western Ontario.

Agnew was born on May 24, 1960 in Niagara Falls, Ontario. He and his wife, Barbara, are the parents of a son, Brett, and daughter, Lindsay. The family resides in Dublin.



## GORD MURPHY

ASSISTANT COACH

Gord Murphy joined the Columbus Blue Jackets as an assistant coach on July 9, 2002, after an outstanding playing career that spanned 14 NHL seasons. As a defenseman with the Philadelphia Flyers, Boston Bruins, Florida Panthers and Atlanta Thrashers, he collected 85 goals and 238 assists for 323 points with 655 penalty minutes in 862 regular season games. His best campaign was 1993-94 when he notched a career-high 14-29-43 in 84 games with Florida. He also played in 53 career Stanley Cup Playoff games, tallying 3-16-19 and 35 penalty minutes. He was a member of the Panthers team that won the Eastern Conference championship and advanced to the 1996 Stanley Cup Final.

Murphy, who was Philadelphia's 10th pick, 189th overall, in the 1985 Entry Draft, played junior hockey for Oshawa of the Ontario Hockey League and was

named to the Memorial Cup All-Star Team in 1986-87. He turned pro in 1987-88 with the American Hockey League's Hershey Bears and helped the club win the 1988 Calder Cup Championship. He made his NHL debut in 1988-89 and spent three-plus years with Philadelphia before being traded to Boston late in the 1991-92 campaign. In the summer of 1993, Murphy was claimed in the Expansion Draft by the Panthers and went on to play six seasons with Florida before going to the expansion Atlanta Thrashers in 1999. He wrapped up his career in 2001-02 with the Bruins and their AHL affiliate in Providence.

Murphy was born in Willowdale, Ontario on Feb. 23, 1967. He and his wife, Nicole, are the parents of sons, Tyler and Connor, and daughter, Lexi. The family resides in Upper Arlington.



## CLAUDE NOEL

ASSISTANT COACH

Claude Noel joined the Columbus Blue Jackets as an assistant coach on June 28, 2007, after spending four seasons as the head coach of the Milwaukee Admirals, the American Hockey League affiliate of the Nashville Predators. During that time, he led the club to a 183-94-12-31 regular season record, three 100-point seasons and two West Division titles. He also compiled a 33-21 record in the Calder Cup Playoffs, including two appearances in the Finals (2004, 2006). During the 2003-04 season, the club compiled a 46-24-7-3 record and went 16-6 in the playoffs en route to capturing the organization's first Calder Cup championship. That year, Noel was named the AHL's Coach of the Year.

Noel began his coaching career with the ECHL's Roanoke Valley Rebels in 1990-91 and served as the head coach and director of hockey operations of the ECHL's Dayton Bombers from 1991-93. In 1993, he joined the Kalamazoo Wings (later Michigan K-Wings), International Hockey League affiliate of the Dallas

Stars, as an assistant coach to current Blue Jackets Head Coach Ken Hitchcock. He succeeded Hitchcock behind the bench during the 1995-96 season and served in that capacity through the 1997-98 campaign. From 1998-02, he was an assistant coach with the Admirals and in 2002-03 was named ECHL Coach of the Year with the Toledo Storm before returning to Milwaukee as head coach prior to the 2003-04 season.

A native of Kirkland, Ontario, Noel appeared in seven games as a forward with the Washington Capitals during the 1979-80 season. He spent most of his playing career in the AHL and IHL and was named the latter's Most Valuable Player in 1982-83 after leading the Toledo Goaldiggers to the Turner Cup championship. He wrapped up his playing career with Milwaukee in 1987-88.

Noel and his wife, Lynda, are the parents of sons, Christopher and Sheldon.



## DAVE ROOK

GOALTENDING COACH

Dave Rook was named goaltending coach of the Columbus Blue Jackets on June 30, 2009. He joined the club after spending the previous three years as a goaltending consultant for the St. Louis Blues organization. In addition to his work with St. Louis' affiliates and goaltending prospects, he served as the goaltending coach for the Ontario Hockey League's London Knights from 2003-09.

During his tenure with the Knights, he worked with current Blue Jackets goaltender Steve Mason, who won the Calder Memorial Trophy as the NHL's rookie of the year and earned Second Team NHL All-Star honors in 2008-09. In 2006-07, Mason was named the OHL Goaltender of the Year and a year later

he was again one of the league's top players and earned Most Valuable Player and Top Goaltender honors helping Team Canada win the gold medal at the 2008 World Junior Championships.

A native of London, Ontario, Rook played professionally in Europe for five seasons from 1991-96 before embarking on his teaching and consulting career. He worked for the London Nationals Junior B team from 1996-2003 before joining the Knights prior to the 2003-04 season. The following season, London captured the 2005 Memorial Cup championship.

Rook and his wife, Krista, are the parents of sons, Cameron and Tyler. The family resides in London, Ontario.



**BARRY  
BRENNAN**  
STRENGTH AND  
CONDITIONING COACH

Barry Brennan joined the Columbus Blue Jackets as strength and conditioning coach prior to the 2005-06 season. He is responsible for designing, implementing and monitoring the team's training programs, while overseeing off-ice training and physical testing sessions of potential draft prospects. He joined the club after spending four years as strength and conditioning coach with the Syracuse Crunch, where he worked under current Blue Jackets Assistant Coach Gary Agnew.

Prior to joining the organization, he held the position under Hall of Fame Head Coach and General Manager Brian Kilrea of the Ottawa 67's (OHL). During his tenure, the 67's won numerous division, conference and league championships and made two Memorial Cup appearances.

A native of Ottawa, Ontario, Brennan is a Certified Specialist in Sport Conditioning (SSC) through the International Sports Science Association. In addition, he is a registered coach with Boxing Ontario and the Canadian Boxing Association and is also recognized by the National Coaching Certification Program (NCCP), Hockey Canada's Trainer Certification Program (HTCP) and a professional member of the National Strength and Conditioning Association (NSCA). He resides in Columbus.



**TYLER  
WRIGHT**  
DEVELOPMENT COACH

Former Columbus Blue Jackets center Tyler Wright rejoined the organization's hockey operations department in July 2007 when he was named development coach for the club. In his role he primarily works with young players throughout the organization, assisting with the development of prospects playing in the professional minor leagues, various major junior leagues and college hockey.

Wright was selected by Columbus in the 2000 Expansion Draft and spent four-plus seasons with the club. He registered 57 goals and 51 assists for 108 points with 436 penalty minutes in 309 games as a Blue Jacket and ranks second on the club in career penalty minutes and hat tricks (three) and fifth in games played. He also served as an alternate captain during the 2000-01, 2001-02 and 2003-04 seasons. His best campaign was the inaugural 2000-01 season when he posted a career-high 16-16-32 and a team-leading 140 penalty minutes.

He appeared in 613 games in 13 NHL seasons, tallying 79-70-149 and 854 penalty minutes with the Blue Jackets, Anaheim Ducks, Pittsburgh Penguins and Edmonton Oilers. Edmonton's first pick, 12th overall, in the 1991 NHL Entry Draft, he also represented Team Canada at the 1992 and 1993 (gold medal) World Junior Championships and 2002 World Championships.

Wright was born on April 6, 1973 in Kamsack, Saskatchewan. He and his wife, Christina, are the parents of daughters, Kennady and Ava, and son, Tanner. The family resides in Vernon, British Columbia.



**DAN  
SINGLETON**  
VIDEO COORDINATOR

Dan Singleton joined the Blue Jackets in September 2000 as video coordinator. He came to Columbus after spending the previous six years as the video coordinator for the Michigan State University hockey team.

Born in Boulder, Colorado, he grew up in Ottawa, Ontario. He attended McGill University in Montreal and earned a bachelor's degree in physical education in 1994. He then went to Michigan State, where he earned a master's degree in sports psychology in 1998.

Singleton and his wife, Karin, son, Braeden, and daughter, Claire, reside in Gahanna.



**KIMBERLEY  
AMIRAULT**  
PERFORMANCE  
CONSULTANT

Dr. Kimberley Amirault is a widely recognized performance consultant who has worked with hundreds of corporate executives, world-class athletes and elite coaches, including the New York Rangers, New York Knicks, the Canadian Women's Hockey Team, the Canadian Speedskating Team, and the Canadian Cross Country Ski Team.

Dr. Amirault is currently the Lead Olympic Specialist for Sport Psychology for the Canadian Olympic Committee for the 2010 Olympics; the Director of Sport Psychology at the Canadian Sport Centre in Calgary; and an inspiring international keynote speaker who motivates individuals towards achieving their full potential in sports, business, and life. In 2008, she was selected by The Women's Executive Network (WXN)<sup>TM</sup> as one of "Canada's Most Powerful Women: Top 100" for her wide range of inspiring accomplishments.





**BOB  
STRUMM**  
DIRECTOR OF  
PRO SCOUTING

Bob Strumm was named director of pro scouting for the Columbus Blue Jackets in July 2001 after spending the previous two years with the club as a pro scout. His responsibilities with the Blue Jackets continue to involve scouting the NHL and overall pro player evaluation. He brings over 30 years of experience in hockey administration.

His career began in 1976 as the assistant to the president of the Western Hockey League. He began a successful run as a general manager in the WHL with the Billings Bighorns (1977-79) and also served as GM of the Regina Pats (1979-86) and Spokane Chiefs (1987-90). His teams captured four regular season and playoff division championships and one WHL Championship Trophy (1980 with Regina). He also received international acclaim as general manager of the 1981-82 Canadian team, which won Canada's first World Junior Hockey Championship.

In 1990-91, Strumm served as an assistant to the general manager of the Detroit Red Wings and then spent two years managing an independent player scouting service. In 1993, he joined the International Hockey League's Las Vegas Thunder as the club's general manager and served in that capacity for six years. Strumm, who holds a Master's of Business Administration degree, is the proud father of daughters, Brianna and Kristie, and son, Bobby.



**JOHN  
WILLIAMS**  
ASSISTANT DIRECTOR OF  
AMATEUR SCOUTING

John Williams was named assistant director of amateur scouting for the Columbus Blue Jackets in September 2007. He joined the Columbus Blue Jackets as an amateur scout during the summer of 2000 with 15 years of experience in junior hockey. After a playing career at Yale University was cut short by injury, his initial job came with London (OHL) in 1985. In two seasons with the Knights, he worked under Blue Jackets Director of Amateur Scouting Don Boyd, the Knights' head coach at the time. In 1987, he joined the Sault Ste. Marie Greyhounds (OHL) as the club's assistant head scout and spent the next 10 years with the team, which won the Memorial Cup in 1993.

A native of London, Ontario, he graduated from the University of Western Ontario in 1987. Williams and his wife, Kelly, reside in Birch Bay, Washington with son, Kap, and daughter, Emily.



**PAUL  
CASTRON**  
DIRECTOR OF  
AMATEUR SCOUTING

Paul Castron was named the Columbus Blue Jackets' director of amateur scouting on July 21, 2006 and his responsibilities include overseeing all amateur scouting efforts by the club in North America and Europe. He served as the club's director of player development from 2002-06, managing the development of Blue Jackets players and draft picks competing at the junior hockey and collegiate levels as well as progress of any personnel performing in Europe. He was also actively involved in the development process within the club's minor professional affiliate system.

Castron joined the Blue Jackets as an amateur scout in 1999 after spending eight years as a member of the Ottawa Senators scouting staff. He brought invaluable experience in the building and development of an expansion franchise as his tenure with Ottawa included the acquisition of several players who have become NHL standouts, including Alexei Yashin, Marian Hossa and Daniel Alfredsson.

Castron played four seasons of college hockey at St. Lawrence University, where he registered 56-86-142 and 135 penalty minutes in 131 career games and earned his degree in sociology. He went on to play professionally in the minor leagues and Europe, including four years as a player/coach in Sweden prior to joining the Senators organization.

He and his wife, Terri, reside in Canton, Michigan.



**BRIAN  
BATES**  
AMATEUR SCOUT

Brian Bates has been a member of the Columbus Blue Jackets scouting staff since the inaugural 2000-01 season. He joined the club as a regional scout and has served as a full-time amateur scout since 2005. Bringing nearly 30 years of experience to the organization, he scouts players at the high school, junior and college ranks in the United States and Canada.

Bates grew up in Dryden, Ontario and played hockey at Bemidji State College before an injury ended his career. He then served in a variety of scouting and player evaluation capacities at various levels of hockey before scouting primarily in the major junior ranks with London, Sault Ste. Marie and Newmarket/Sarnia of the Ontario Hockey League and Regina of the Western Hockey League. He has also scouted for the Quebec Nordiques, Ottawa Senators and St. Louis Blues. He resides in Minneapolis, Minnesota with his wife, Jo Anne, and son, Chris.



**ANDREW  
DICKSON**  
AMATEUR SCOUT

Andrew Dickson joined the Columbus Blue Jackets organization as an amateur scout prior to the 2008-09 season after spending nine years as an assistant coach at Colgate University, where his primary responsibilities included working with the forwards and playing a major role in the program's recruiting efforts. During his tenure at Colgate, he helped the Raiders to two NCAA tournament appearances, ECAC Hockey regular season titles in 2004 and 2006 and three straight 20-win seasons for the first time in school history.

Dickson played four seasons at Colgate from 1989-93, serving as team captain and leading the club in scoring as a senior in 1992-93 with 15-28-43 in 34 games. He was also a key member of the 1989-90 team that won the ECAC regular-season and tournament championships and advanced to the NCAA championship game.

He played professional hockey from 1993 to 1999 in several leagues throughout the world, including stints in England and Germany. He then began his coaching career in 1999 at Colgate, where he received a bachelor's degree in economics in 1993. He and his wife, Alison, are the parents of a son, Brock.



**PETER  
DINEEN**  
PRO SCOUT

Peter Dineen has served as a pro scout for the Columbus Blue Jackets since 1999. Prior to joining the organization, he served as a professional scout for the Boston Bruins from 1997-99. He spent the previous three seasons as the director of player personnel for the Houston Aeros of the International Hockey League. The Ottawa, Ontario native served a one-year stint as the head pro scout for the Florida Panthers in 1993-94 and also served in scouting roles with the Philadelphia Flyers and Minnesota North Stars.

A former eighth round pick by the Flyers in the 1980 Entry Draft, Dineen spent much of his 11-year career in the AHL and also logged games in the NHL with the Los Angeles Kings and Detroit Red Wings. He comes from a very respected hockey family. His father, Bill, is a longtime scout who served as head coach of the Flyers and World Hockey Association Houston Aeros and won a pair of Stanley Cup championships as a player with the Detroit Red Wings (1954, 1955). His brothers, Kevin, Gord, Shawn and Jerry all played professionally and remain active in the game. He and his wife, Brandy, are the parents of a daughter, Bailey, and reside in Lake George, New York.



**KJELL  
LARSSON**  
PROFESSIONAL  
EUROPEAN SCOUT

Kjell Larsson spent 25 years coaching in Sweden and France before joining the Columbus Blue Jackets as the club's European scout in 1999. From 1970 to 1986, Larsson played an integral role in the development of Swedish hockey. In 1976, he coached Team Sweden in the Canada Cup and in 1984 guided the team at the Olympic Games played at Sarajevo, Yugoslavia. From 1986 to 1994, he was the head coach of Team France where his teams successfully qualified for the Olympic Games in Calgary, Alberta ('88), Albertville, France ('92) and Lillehammer, Norway ('94).

Larsson oversees all European scouting efforts for the Blue Jackets. He and his wife, Monica, reside in Nykoping, Sweden.



**SAM  
MCMASTER**  
AMATEUR SCOUT

Sam McMaster has been a member of the Columbus Blue Jackets organization since 1999, serving as an amateur scout. In that role, he is responsible for evaluating junior players throughout Western Canada and the U.S. for the Blue Jackets.

A highly respected judge of talent with over 20 years of NHL experience working in hockey operations for several teams, McMaster served as the general manager of the Los Angeles Kings from 1994-97. He also spent many successful years as an administrator and in junior hockey. While working in the Ontario Hockey League, he served as the general manager of the Sudbury Wolves and the Sault Ste. Marie Greyhounds, helping his teams to 10 playoff berths in 11 seasons, three regular season championships and one playoff championship.

A native of Vancouver, British Columbia, he and his wife, Colleen, reside in Vernon, British Columbia.



**JOSH FLYNN**  
MGR OF HOCKEY ADMINISTRATION



**JULIE GAMBLE**  
MGR OF TEAM SERVICES



**SCOTT HARRIS**  
ASSISTANT VIDEO SCOUT



**JOHN MCNAMARA**  
REGIONAL SCOUT



**BRYAN RAYMOND**  
REGIONAL SCOUT



**ROB RILEY**  
REGIONAL SCOUT



**ANDREW SHAW**  
REGIONAL SCOUT



**BRYAN STEWART**  
VIDEO SCOUT



**ARTEM TELEPIN**  
REGIONAL SCOUT



**MILAN TICHY**  
REGIONAL SCOUT







**JOSEPH  
RUANE, D.O.**  
MEDICAL DIRECTOR

Dr. Joseph Ruane is the medical director for the Columbus Blue Jackets and has been a member of the club's medical team since the inaugural 2000-01 season. He serves as the medical director of the McConnell Spine, Sport and Joint Center and is an assistant clinical professor of Medicine at The Ohio State University College of Medicine.

He graduated from the Philadelphia College of Osteopathic Medicine and served his residency at Doctors Hospital, where he was chief resident on Family Medicine. He completed a Fellowship in Sports Medicine with Horizon Orthopedic, the team physicians for Major League Baseball's Cleveland Indians.

Dr. Ruane has earned several awards for excellence in teaching and clinical service, and is published in peer-reviewed journals and texts. He is a co-founder of OhioHealth's Sports Medicine Institute.



**LARRY  
WATSON, M.D.**  
TEAM PHYSICIAN

Dr. Larry Watson earned his medical degree at Marshall University School of Medicine, Huntington, West Virginia. He did his residency in Orthopedic Surgery at The Ohio State University, and Fellowship in Sports Medicine at the University of Western Ontario University Hospital, London, Ontario. He is a board certified orthopedic surgeon who has practiced in Columbus since 1992.

Dr. Watson is published in several medical texts and journals and has been the team physician for multiple professional, college, high school and club athletic organizations. He specializes in sports injuries and arthroscopic surgery of the shoulder and knee, and was recently voted best orthopedic surgeon and top sports orthopedist in Central Ohio by his peers. Dr. Watson is a proud member of the OhioHealth Sports Medicine Institute.



**JASON  
DAPORE, D.O.**  
TEAM PHYSICIAN

Dr. Jason Dapore received his medical degree from the Ohio University College of Osteopathic Medicine. After completing his medical internship, he served as chief resident for Doctors Hospital Family Medicine program.

Dr. Dapore completed his Primary Care Sports Medicine Fellowship at The Ohio State University and was recently named Preceptor of the Year by the Doctors Hospital Family Practice program. His practice is dedicated to comprehensive non-operative musculoskeletal care from acute injuries to chronic musculoskeletal pain.

Dr. Dapore is a proud member of the OhioHealth Sports Medicine Institute.



**MARK  
TRIFFON, M.D.**  
TEAM PHYSICIAN

Dr. Mark Triffon earned his Doctorate Degree in Medicine from The Ohio State University, College of Medicine and Public Health. He completed a residency in orthopedic surgery at the University of Southern California, Los Angeles, and a Fellowship in Sports Medicine at the Minneapolis Sports Medicine Center, Minneapolis, Minnesota.

Dr. Triffon is the head team physician for Rahal Letterman Racing and assists with care of Major League Soccer's Columbus Crew and numerous local high schools. Prior to his tenure as an assistant professor of orthopedic surgery at the Ohio State University, he was a clinical instructor of orthopedics and rehabilitation at Vanderbilt University. He specializes in fractures, pediatrics, sports medicine and shoulder, elbow and knee disorders. Dr. Triffon is a proud member of the OhioHealth Sports Medicine Institute.

## MEDICAL SUPPORT STAFF:

### DENTISTRY:

BRUCE BALOY, D.D.S  
DANTE COLISIMO, D.D.S

### NEUROPSYCHOLOGIST:

ROBERT BORNSTEIN, PHD

### OPHTHALMOLOGY:

JOHN STECHSCHULTE, M.D.  
KEN CAHILL, M.D.  
ALICE EPITROPOULOS, M.D.  
CURT KELLEY, M.D.  
KARL PAPPAS, M.D.



**ROBERT  
HINKLE, D.D.S.**  
TEAM PHYSICIAN

Dr. Robert Hinkle graduated with honors from the Ohio State University College of Dentistry. He completed his specialty training in oral and maxillofacial surgery at Charity Hospital, New Orleans and Louisiana State University Medical Center in Shreveport, Louisiana. He is board certified by the American Board of Oral and Maxillofacial Surgery, and is a Fellow of the American College of Dentists.

Dr. Hinkle is the founder and director of The Excellence in Dentistry Study Club and has maintained a private practice in Dublin, Ohio since 1990. He lectures nationally and internationally and has published articles and chapters for academic textbooks on a variety of oral



**RICHARD  
SCHEETZ, D.D.S., M.D.**  
TEAM PHYSICIAN

Dr. Richard Scheetz completed his dental and maxillofacial training at the Ohio State University College of Dentistry where he graduated first in his dental class. During dental school and his residency training, he earned a Master's Degree in Anatomy. He is Board Certified by the American Board of Oral and Maxillofacial Surgery, a Fellow of the American Academy of Cosmetic Surgery, and a Fellow of the International College of Dentists.

Dr. Scheetz is affiliated with the Ophthalmology, Otolaryngology, and Maxillofacial Surgery Department of Grant Hospital and fulfills the role as Adjunct Clinical Professor in the Department of Oral and Maxillofacial Surgery at The Ohio State University.



**MIKE  
VOGT**  
HEAD ATHLETIC  
TRAINER

Mike Vogt joined the Columbus Blue Jackets as the head athletic trainer during the summer of 2008 after spending seven seasons with the Minnesota Wild as the club's assistant athletic trainer. During the lock-out season of 2004-2005, Vogt served as the head athletic trainer for the University of Minnesota's Men's Hockey Team.

Prior to joining the Wild, Mike served as the head athletic trainer/strength and conditioning coach for the WNBA's Minnesota Lynx and the head athletic trainer/strength and conditioning coach for the two-time ABL Champion Columbus Quest. Mike also served as an athletic trainer for the Columbus Xoggz soccer team and many area high school teams.

A native of Canton, Ohio, Vogt earned a Bachelor of Science degree from The Ohio State University in 1994 as well as a certification as a certified strength and conditioning specialist in 1999. He is an active member of the National Athletic Trainer's Association, Minnesota Athletic Trainer's Association, Ohio Athletic Trainer's Association, Professional Hockey Athletic Trainer's Association, and the National Strength and Conditioning Association. He and his wife, Monica, reside in Upper Arlington with their son, Cole, and daughter, Olivia.



**CHRIS  
STRICKLAND**  
ASSISTANT  
ATHLETIC TRAINER

Chris Strickland joined the Columbus Blue Jackets as assistant athletic trainer in 2008 after spending four years with the Colorado Rockies Baseball Club where he was named the 2007 Colorado Rockies Player Developmental Man of the Year. His experience also includes five years in the NBA with the Minnesota Timberwolves, Cleveland Cavaliers and Dallas Mavericks, as well as serving as the head athletic trainer with the Saint Paul Saints Baseball Club and in professional indoor lacrosse.

He is a graduate of the University of North Texas, where he received a degree in kinesiology and biology with an emphasis in sports medicine. He is currently working on a master's of science degree in rehabilitative services from The California University of Pennsylvania.

A nationally certified athletic trainer, he is a member of the NATA, the Southwest Athletic Trainers Association and has been active in the Professional Baseball Athletic Trainers Society for the last four years. He and his wife Zenia are the parents of three daughters, Azul, Genesis and Cielo.



**MARK  
TEEPLES**  
ASSISTANT  
ATHLETIC TRAINER

Mark Teeples has been the assistant athletic trainer for the Columbus Blue Jackets since the 2005-06 season and is an Athletic Trainer with OhioHealth Sports Medicine. Prior to joining the club, he spent four seasons working on the training staff of the NFL's Baltimore Ravens and was a training staff intern with the Blue Jackets during the 2001-02 season.

Teeples is a 2001 graduate of The Ohio State University and a member of the Ohio Athletic Trainers Association and a certified member of the National Athletic Trainers Association. He and his wife, Erin, and son, Matthew, reside in Clintonville.



**TIM  
LEROY**  
EQUIPMENT MANAGER

Tim LeRoy joined the Columbus Blue Jackets as equipment manager prior to the inaugural 2000-01 season and has over 20 years of experience in professional hockey. He came to Columbus after spending six years with the Florida Panthers, most recently as the club's associate equipment manager.

The Kalamazoo, Michigan native began his career with the International Hockey League's Kalamazoo Wings as an assistant equipment manager from 1987-90. He then spent three years with the Kansas City Blades, San Jose's IHL affiliate, from 1990-93. LeRoy and his wife, Angie, and son, Kolter, reside in Westerville.



**JAMIE  
HEALY**  
ASSISTANT  
EQUIPMENT MANAGER

Jamie Healy has served as the assistant equipment manager for the Columbus Blue Jackets since prior to the inaugural 2000-01 season. Prior to coming to Columbus, he spent the 1999-00 season as equipment manager for the East Coast Hockey League champion Peoria Rivermen.

A native of Kalamazoo, Michigan, he has also served as the equipment manager for the Alexandria Warthogs (WPHL, 1998-99) and Kalamazoo Wings (IHL, 1993-95). His family includes wife, Darlene, and sons, Garrett, and Brendan. The family resides in New Albany.



**JASON  
STYPINSKI**  
EQUIPMENT ASSISTANT

Jason Stypinski joined the Blue Jackets as an equipment assistant prior to the 2005-06 season. Prior to joining the club, he served as a facilities director for the Chiller Ice Rinks and also worked Blue Jackets games as a locker room attendant for visiting teams playing at Nationwide Arena. Stypinski spent several years as an equipment manager in the ECHL, serving in that capacity for the Peoria Rivermen (2000-01), Jackson Bandits (1999-00) and Columbus Chill (1996-99).


He and his wife, Megan, and daughter, Brynne, reside in Columbus.






COLUMBUS BLUE JACKETS

**CARRY THE FLAG**



**Becky Ackford**  
Manager of Partnership  
Marketing



**Dave Ambrogi**  
Season Ticket Sales  
Account Executive



**Jerry Angel**  
Corporate Development  
Account Executive



**David Bakalik**  
Manager of Production




**Will Bennett**  
Senior Graphic Designer




**Wendy Bradshaw**  
Director of Community  
Development



**Cecil Brown**  
Inside Sales  
Representative



**Luke Burket**  
Inside Sales Manager



**Beth Carlisle**  
Receptionist/Office  
Coordinator



**Beth Carpenter**  
Accounts Payable  
Coordinator



**Jarrod Cole**  
Season Ticket Sales  
Account Executive




**Jim Connolly**  
Director of Information  
Technology



**MacKenzie  
Crawford**  
Group Event Specialist




**Karen Davis**  
Director of  
Communications



**Matthew DeStephen**  
Systems Analyst




**Ken Erney**  
Paralegal




**Dan Forman**  
Season Ticket Sales  
Account Executive




**Kate Furman**  
Manager of Community  
Development



**Erin Gibbons**  
Manager of Partnership  
Marketing




**Andrew Gibson**  
Inside Sales  
Representative



**Jessica Graham**  
Season Ticket Account  
Representative



**John Gruber**  
Manager of Information  
Technology



**Brandon Haas**  
Season Ticket Account  
Representative



**Josh Hafer**  
Manager of Partnership  
Marketing




**Gordy Haggard**  
Manager of Marketing,  
Youth & Amateur Hockey



**Nick Hewlett**  
Ticket Operations  
Manager



**Andy Hire**  
Senior Group Event  
Specialist




**Ryan Holtmann**  
Manager of  
Communications




**Andy Hookman**  
Graphics Coordinator



**Amanda Horning**  
Premium Seating  
Manager



**Grant Jamieson**  
Group Event Specialist




**Aly Johnston**  
Season Ticket Account  
Representative




**Mike Kerrigan**  
Partnership Activation  
Manager




**J.D. Kershaw**  
Director of Marketing &  
Fan Development




**Kimberly Kershaw**  
Director of Event  
Presentation/Production



**Amber Krill**  
Group Event Specialist



**Jason LaPlace**  
Assistant Controller



**Sarah Lehman**  
Group Event Specialist



**April Lester**  
Administrative Assistant



**Nora Ludwig**  
Staff Accountant





**Jeremy Manly**  
Controller



**Meghan Marks**  
Season Ticket Sales  
Account Executive




**Kevin Masters**  
Season Ticket Sales  
Account Executive




**Rachel Mayfield**  
Premium Seating  
Relationship Manager



**Sharon McMullen**  
Graphic Designer



**Abby Miller**  
Ticket Operations  
Coordinators




**Whitney Mitchell**  
Human Resources  
Assistant




**Russ Mollohan**  
Director of Broadcasting



**Mark Morris**  
Director of Ticket  
Operations/Customer  
Service



**Ryan Mulcrone**  
Manager of Multimedia




**Zach Newberry**  
Inside Sales  
Representative




**Joe Ondrejko**  
Director of Ticket Sales  
& Service



**Christine  
Parthemore**  
Payroll Manager



**Michael Pellegrini**  
Season Ticket Account  
Representative




**Rachel Phillips**  
Legal Assistant



**A.J. Poole**  
Corporate Development  
Account Executive



**Jarrod Ranone**  
Inside Sales  
Representative



**Jay Reichert**  
Inside Sales  
Representative



**Drew Ribarchak**  
Season Ticket Sales  
Account Executive



**Lindsay Rice**  
Accounts Payable  
Coordinator




**Kevin Rohrbacher**  
Inside Sales  
Representative




**Katie Ronske**  
Inside Sales  
Representative



**Jason Rothwell**  
Director of Creative  
Services



**Corey Rowe**  
Manager of Season  
Ticket Sales & Service



**Jennifer Scrimenti**  
Inside Sales  
Representative



**Rick Shepherd**  
Video Broadcast  
Engineer



**Joel Siegman**  
Manager of Fan  
Development



**Craig Smith**  
Corporate Sales Analyst



**David Traube**  
Manager of Production



**Matt Tremblay**  
Corporate Development  
Account Executive



**Lynn Truitt**  
Manager of Event  
Presentation




**Kelley Walton**  
Director of Human  
Resources



**Kevin Wharff**  
Group Event Specialist



**Blake Williams**  
Inside Sales  
Representative



**Jason Zumpano**  
Mascot Coordinator

## NATIONWIDE ARENA STAFF



**Jeff Baumgartner**  
Building Engineer



**James Bloomfield**  
Building Engineer



**Adam Borland**  
Guest Services Manager




**Brad Cleveland**  
Assistant Director of  
Operations



**Moneett Edgington**  
Ticket Seller

## NATIONWIDE ARENA STAFF




**Rob Gannon**  
Building Engineer



**Eric Granger**  
General Manager




**Mark Greiner**  
Maintenance Supervisor



**Carol Hall**  
Receptionist



**Robert Hamlin**  
Building  
Maintenance/Painter




**Traci Hamm**  
Event Services  
Coordinator



**Joe Hedlund**  
Building Engineer




**Alexandra Hilditch**  
Assistant Ticket Office  
Manager



**Ian Huffman**  
Ice Technician



**William Hunt**  
Conversion Manager




**Chad Kemp**  
Building Maintenance



**Scott Lofton**  
Director of Operations




**Marc Lovett**  
Chief Engineer



**Todd Martin**  
Building Maintenance



**Steve Moore**  
Building Maintenance



**Eric Richison**  
Building Engineer



**Jim Riley**  
Marketing Manager




**Leah Sanft**  
Event Coordinator




**Blake Schilling**  
Director of Event  
Services



**Cait Schumann**  
Ticket Office Manager



**Christina Swaim**  
Ticket Seller



**Brian Tarajack**  
Event Coordinator



**Robert Trott**  
Building  
Maintenance/Painter



## BLUE JACKETS RADIO NETWORK

Fans can catch all the action of Blue Jackets hockey on the Columbus Blue Jackets Radio Network, which boasts 22 stations across Ohio and West Virginia. The network, featuring the broadcast team of George Matthews and Bob McElligott, will carry all 82 regular season and eight preseason games on flagship stations Sports Radio 1460 The Fan (WBNS-AM) and CD101 (WWCD 101.1 FM).

Fans can also tune in via the Blue Jackets Radio Network affiliates – WARF AM 1350 Akron; WATH AM 970 Athens; WBLL AM 1390 Bellefontaine; WQCT AM 1520 Bryan; WILE AM 1270 Cambridge; WBEX AM 1490 Chillicothe; WEOL AM 930 Elyria; WFIN AM 1330 Findlay; WMOH AM 1450 Hamilton; WLOH AM 1320 Lancaster; WMOA AM 1490 Marietta; WMRN AM 1490 Marion; WTIG AM 990 Massillon/Canton; WJAW FM 100.9 McConnellsville; WMPD AM 1390 Middleport; WCLT AM 1430 Newark; WNXT AM 1260 Portsmouth; WMOV AM 1360 Ravenswood, West Virginia; WCHO AM 1250 Washington Court House; and WHIZ AM 1240 Zanesville.

## BLUE JACKETS ON FOX SPORTS OHIO

FOX Sports Ohio is the official television home of Blue Jackets hockey and will televise live 75 games during the 2009-10 regular season, including 50 in High Definition. FOX Sports Ohio brings the excitement of the NHL to over 5.2 million homes across Ohio, as well as parts of Kentucky and West Virginia. Play-by-play duties will once again be handled by veteran broadcaster Jeff Rimer with Bill Davidge providing color analysis. FOX Sports Ohio's game night coverage also includes pre-game and post-game editions of "Blue Jackets Live," featuring Jeff Hogan, Ray Crawford, John Michael and Bill Davidge.

## 2009-10 BLUE JACKETS TELEVISION SCHEDULE

Date	Day	Opponent	Time	Network	Date	Day	Opponent	Time	Network
Oct. 3	Sat.	MINNESOTA	7:00 p.m.	FS Ohio	Jan. 2	Sat.	COLORADO	7:00 p.m.	FS Ohio
5	Mon.	at Vancouver	10:00 p.m.	FS Ohio	7	Thu.	at Edmonton	9:00 p.m.	FS Ohio
8	Thu.	at San Jose	10:30 p.m.	FS Ohio	8	Fri.	at Calgary	9:00 p.m.	FS Ohio
10	Sat.	at Phoenix	9:00 p.m.	FS Ohio	10	Sun.	DALLAS	7:00 p.m.	FS Ohio
17	Sat.	LOS ANGELES	7:00 p.m.	FS Ohio	12	Tue.	at St. Louis	8:00 p.m.	FS Ohio
20	Tue.	at Calgary	9:30 p.m.	FS Ohio	14	Thu.	at Chicago	8:30 p.m.	FS Ohio
22	Thu.	at Edmonton	9:30 p.m.	FS Ohio	16	Sat.	CHICAGO	2:00 p.m.	FS Ohio
24	Sat.	at Anaheim	10:00 p.m.	FS Ohio	18	Mon.	ST. LOUIS	7:00 p.m.	FS Ohio
25	Sun.	at Los Angeles	9:00 p.m.	FS Ohio	19	Tue.	at Philadelphia	7:00 p.m.	FS Ohio
28	Wed.	PHOENIX	7:00 p.m.	FS Ohio	21	Thu.	at Boston	7:00 p.m.	FS Ohio
30	Fri.	PITTSBURGH	7:00 p.m.	FS Ohio	23	Sat.	at Minnesota	9:00 p.m.	FS Ohio
Nov. 1	Sun.	at Washington	5:00 p.m.	FS Ohio	26	Tue.	NASHVILLE	7:00 p.m.	FS Ohio
4	Wed.	SAN JOSE	7:00 p.m.	FS Ohio	28	Thu.	LOS ANGELES	7:00 p.m.	FS Ohio
5	Thu.	at Atlanta	7:00 p.m.	FS Ohio	30	Sat.	at St. Louis	8:00 p.m.	FS Ohio
7	Sat.	CAROLINA	7:00 p.m.	FS Ohio	Feb. 2	Tue.	at Colorado	9:00 p.m.	FS Ohio
11	Wed.	DETROIT	7:00 p.m.	FS Ohio	4	Thu.	DALLAS	7:00 p.m.	FS Ohio
13	Fri.	ANAHEIM	7:00 p.m.	FS Ohio	6	Sat.	BUFFALO	7:00 p.m.	FS Ohio
16	Mon.	EDMONTON	7:00 p.m.	FS Ohio	10	Wed.	SAN JOSE	7:00 p.m.	FS Ohio
19	Thu.	at Dallas	8:30 p.m.	FS Ohio	12	Fri.	VANCOUVER	7:00 p.m.	FS Ohio
21	Sat.	at Nashville	8:00 p.m.	FS Ohio	14	Sun.	CHICAGO	5:00 p.m.	FS Ohio
23	Mon.	at NY Rangers	7:00 p.m.	FS Ohio	Mar. 2	Tue.	VANCOUVER	7:00 p.m.	FS Ohio
24	Tue.	at Montreal	7:30 p.m.	FS Ohio	6	Sat.	at San Jose	10:30 p.m.	FS Ohio
26	Thu.	at Ottawa	7:30 p.m.	FS Ohio	8	Mon.	at Los Angeles	10:30 p.m.	FS Ohio
28	Sat.	CALGARY	7:00 p.m.	FS Ohio	9	Tue.	at Anaheim	10:00 p.m.	FS Ohio
30	Mon.	ST. LOUIS	7:00 p.m.	FS Ohio	11	Thu.	ATLANTA	7:00 p.m.	FS Ohio
Dec. 1	Tue.	at Chicago	8:00 p.m.	VS	13	Sat.	ST. LOUIS	7:00 p.m.	FS Ohio
3	Thu.	TORONTO	7:00 p.m.	FS Ohio	19	Fri.	MINNESOTA	7:00 p.m.	FS Ohio
5	Sat.	COLORADO	7:00 p.m.	FS Ohio	20	Sat.	at Nashville	8:00 p.m.	FS Ohio
9	Wed.	FLORIDA	7:00 p.m.	FS Ohio	23	Tue.	at New Jersey	7:00 p.m.	FS Ohio
10	Thu.	at Nashville	8:00 p.m.	FS Ohio	25	Thu.	CHICAGO	7:00 p.m.	FS Ohio
12	Sat.	ANAHEIM	7:00 p.m.	FS Ohio	27	Sat.	NEW YORK	7:00 p.m.	FS Ohio
14	Mon.	NASHVILLE	7:00 p.m.	FS Ohio	28	Sun.	at Chicago	7:00 p.m.	FS Ohio
17	Thu.	PHOENIX	7:00 p.m.	FS Ohio	30	Tue.	TAMPA BAY	7:00 p.m.	FS Ohio
19	Sat.	at Colorado	9:00 p.m.	FS Ohio	Apr. 1	Thu.	at Detroit	7:30 p.m.	FS Ohio
21	Mon.	at Phoenix	9:00 p.m.	FS Ohio	3	Sat.	WASHINGTON	7:00 p.m.	FS Ohio
23	Wed.	at Dallas	8:30 p.m.	FS Ohio	7	Wed.	at Detroit	7:30 p.m.	FS Ohio
26	Sat.	at Detroit	7:00 p.m.	FS Ohio	9	Fri.	DETROIT	7:00 p.m.	FS Ohio
28	Mon.	DETROIT	7:00 p.m.	VS					
29	Tue.	at NY Islanders	7:00 p.m.	FS Ohio					
31	Thu.	NASHVILLE	7:00 p.m.	FS Ohio					

All Times Eastern (Times Subject to Change)

FS Ohio – Broadcast on FOX Sports Ohio

VS – Broadcast on Versus



## JEFF RIMER

FOX SPORTS OHIO PLAY-BY-PLAY

Jeff Rimer brings over three decades of broadcasting experience to Blue Jackets telecasts on FOX Sports Ohio and has covered the NHL for 30 years, including the past 19 seasons calling play-by-play action on television for the Blue Jackets, Florida Panthers and Washington Capitals. In addition, he is a regular guest on radio programs across North America and formally co-hosted the internationally-syndicated "Inside the NHL" radio program with John Davidson.

A native of Toronto, Rimer began his broadcasting career with CFAC-Radio in Calgary and then spent over four years working for the Canadian Broadcast Company, including serving as the network's gymnastics commentator during the 1976 Summer Olympic Games in Montreal. He also served as the sports director at CFCF-Radio in Montreal for eight

years and hosted Canadiens pre- and post-game shows.

Rimer called play-by-play action for the Capitals on Home Team Sports (HTS) and WDCA-TV from 1983-93. During that time, he also served as the sports director at WBAL-Radio in Baltimore, hosting pre- and post-game shows for Orioles baseball, co-hosted syndicated college basketball shows with Billy Packer and Maryland Head Coach Gary Williams and was a sideline reporter for Maryland Terrapins football. He was awarded a regional Emmy Award for his play-by-play work and won a United Press International National Broadcasting Award for his work at WBAL.

Rimer and his wife, Ferrel, reside in Dublin and are the parents of son, Josh, and daughter, Kylie.



## BILL DAVIDGE

FOX SPORTS OHIO COLOR ANALYST

Bill Davidge marks his ninth year as a Blue Jackets color analyst with a move to the television booth after providing commentary on the Blue Jackets Radio Network since the 2000-01 inaugural season. He brings over 30 years of hockey experience as a player, scout and coach to game broadcasts and will continue to be a contributor on the "Blue Jackets Live" pre-game show on FOX Sports Ohio.

Prior to joining the broadcast team, Davidge spent the 1999-00 season as a scout for the club. From 1995-99, he served as part-time scout for the Florida Panthers and also was a part-time scout for the Detroit Red Wings from 1990-94.

Davidge played four years of college hockey at Ohio State University, earning scholar-athlete recognition in each of his seasons as a Buckeye before graduating with honors in 1976. After serving the 1977-78 season as a graduate assistant coach at Miami (Ohio) University, he was hired as an assistant coach and served in that capacity for eight seasons. In 1985, he was promoted to head coach and spent four seasons behind the bench before retiring to spend more time with his family and continuing to teach at Miami as a professor in the physical education department.

A native of Dunville, Ontario, he is the father of two sons, Rob, and Willy J., and a daughter, Miranda. He splits his residence between Columbus and Oxford.



## GEORGE MATTHEWS

RADIO PLAY-BY-PLAY

George Matthews has served as the radio play-by-play voice of Blue Jackets hockey since the inaugural 2000-01 season. Entering his 34th season of hockey broadcasting, Matthews brings his passionate broadcast style to the Blue Jackets Radio Network and flagship stations WBNS-AM (1460 The Fan) and WWCD-FM 101.1 (CD101). In addition to calling play-by-play action, he also is a regular contributor to the "Breakfast with the Blue Jackets" radio show that airs weekly on 1460 The Fan during the hockey season. Last season, Matthews was a featured subject in the NHL Network's inaugural series, "Voices."

His broadcasting career has also included play-by-play work for the AHL's PEI Senators, as well as the Canadian Intercollegiate Athletic Union (CIAU) National Championships, the Royal Bank Cup (Canada's Junior A Hockey Championship) and the Allen Cup (Canada's senior hockey championship). His experience in television includes a stint of national play-by-play work for Rogers Cable. In addition to his work behind the microphone, Matthews spent 23 years as a school teacher in his hometown of Summerside, Prince Edward Island.



## BOB McELLIOTT

RADIO COLOR ANALYST

Bob McElligott joined the Columbus Blue Jackets broadcast team as radio color analyst in July 2009. In addition to his in-game duties, McElligott will serve as a host on both the radio pre- and post-game shows, as well as club ancillary programming. He will also be a regular contributor on BlueJackets.com, the club's official website, through video features on Jackets TV as well as editorial content.

Before moving to Columbus, McElligott spent the past 10 seasons serving as the broadcaster for the Syracuse Crunch, the Blue Jackets' American Hockey League affiliate. In addition to calling the action on radio and television for the Crunch, he produced a regular Crunch feature for the Blue Jackets Radio Network and called play-by-play action during several Blue Jackets games over the past nine years.

Beyond his work with the AHL club, the Somerset, Pennsylvania native was the radio and television voice of the Syracuse Chiefs, the current International Baseball League affiliate of the Washington Nationals. Also during his time in Syracuse, he hosted a weekly one-hour radio show and was a morning sports anchor on radio stations WSEN-FM, WFBL-AM and WOLF-FM. In addition, he broadcast Syracuse University football and basketball games for ESPN 360, as well as a variety of college and high school sports for Time Warner Cable.

Prior to his arrival in Syracuse, McElligott worked with the ECHL's Johnstown Chiefs as well as six years calling baseball action in the Carolina League (Single A) with Kinston, Wilmington, Prince William and Salem. He and his wife, Kathy, are the parents of sons, Matthew and Braden.





## OVER \$2.5 MILLION DONATED TO LOCAL NON-PROFIT ORGANIZATIONS SINCE 2000

The Columbus Blue Jackets Foundation, the charitable arm of the hockey club, is a vehicle through which the franchise's professional athletes, coaches and staff contribute time and financial resources to organizations supporting the Foundation's four pillars of giving: Pediatric Cancer, Education, Children's Health & Safety and the Development of Youth & Amateur Hockey. With your help and support, the Foundation raises funds that positively impact the lives of those in need throughout the community.

To learn more about the philanthropic initiatives and programs supported by the Blue Jackets Foundation or to make an online donation, visit: [BlueJacketsFoundation.org](http://BlueJacketsFoundation.org).



The Columbus Blue Jackets Foundation Family Resource Center at Nationwide Children's Hospital

### COLUMBUS BLUE JACKETS FOUNDATION FAMILY RESOURCE CENTER AT NATIONWIDE CHILDREN'S HOSPITAL

The Columbus Blue Jackets Foundation Family Resource Center at Nationwide Children's Hospital is a 5,000 square foot space which provides all of the amenities of a home away from home for all patients and their families. The Resource Center, which is decorated in an imaginative Blue Jackets hockey theme, features kitchen, laundry and exercise facilities, classrooms and wireless internet access so that parents can tend to day to day needs while remaining close to their hospitalized child.

### HATS FOR HEROES


Hats For Heroes is the Foundation's signature program which raises money for the fight against pediatric cancer through the sale of a branded baseball cap and other fundraisers. To date, more than 18,000 hats have been sold generating over \$800,000 to help fund programs at Nationwide Children's Hospital including Stinger's Bravery Beads and Sibling Support. The players actively support the program by visiting young patients in the hospital and hosting Heroes and their families at games and special events. This program is proudly supported by the Fraternal Order of Police Lodge #9 and Relay Gear.

### GAME NIGHT FUNDRAISING

**NEW!** 50/50 Raffle - The Foundation proudly supports local charities and is introducing the 50/50 Raffle this season to further these efforts. The raffle will be held during regular-season Friday, Saturday, and Sunday home games. Up to 20,000 tickets available for \$1 each will be sold by volunteers throughout the arena each night. Proceeds will be split between the winner and participating charity.

GameTime Auctions - Bid on autographed memorabilia to benefit the Foundation at the booth on the main concourse - Section 115.

Foundation Kiosk at Section 110 - Buy a ticket to win autographed memorabilia or purchase Hats For Heroes merchandise. Special game features include: Holiday Puck Surprise, St. Patrick's Day Jersey Auction and the end of the season's Game Worn Jersey Raffle.



Blue Jackets RW Jared Boll with Hero Olivia Langwasser

## THE BLUE JACKETS ARE COMMITTED TO “STICKING WITH THE COMMUNITY”

The Columbus Blue Jackets Community Development department is committed to a variety of grassroots outreach programs designed to have a positive impact all across the state of Ohio. The players, coaches, broadcasters and mascot Stinger make over 500 appearances each year at various community events, public speaking engagements and hockey clinics.



In partnership with  OhioHealth

The program features classroom-ready lesson plans, adaptable overtime activities, the popular BOOK JACKETS reading incentive program



Blue Jackets RW R.J. Umberger at the Krumm Park Recreation Center re-opening

### BLUE JACKETS AT SCHOOL IN PARTNERSHIP WITH OHIOHEALTH

Teachers throughout the state of Ohio will have the opportunity to bring the excitement of Blue Jackets hockey to their classroom for free with the team's online education program – Blue Jackets at School in partnership with OhioHealth. The program features classroom-ready lesson plans, adaptable overtime activities, the popular BOOK JACKETS reading incentive program presented by Univar, and clear curriculum connection in the areas of language, science, social studies, and health/nutrition/physical education. All lessons were developed to coordinate with the Ohio Academic Content Standards. Visit [www.BlueJacketsAtSchool.com](http://www.BlueJacketsAtSchool.com) to bring the Blue Jackets to your school today.

### DEVELOPMENT OF YOUTH HOCKEY

The Blue Jackets Foundation is committed to breaking the barrier of entry by giving all children the opportunity to participate in youth hockey. The Foundation awards financial support and scholarships for deserving youth involved in the sport of hockey.

In addition, a Blue Jackets Foundation Equipment Bank, located at the Easton Chiller, gives all children interested in trying hockey the opportunity to borrow a full set of hockey gear for their classes. To date, the Foundation has also donated over 26,000 Blue Jackets sport helmets to local youth to promote sport safety. All skaters are encouraged to utilize one of these branded helmets during all public skate and class sessions.

For information on all of the team's community programs, please call 614-246-3707.

THE BIGGEST ASSIST  
HAPPENS OFF THE ICE™



The Blue Jackets Fan Development Department strives to give back to the community and increase participation in the sport through various programs and events that teach the fundamentals of hockey to people of all ages in a safe and professional environment. For more information, call 614-246-4159.



### JUNIOR JACKETS PRESENTED BY DONATOS

The Columbus Blue Jackets "Junior Jackets" program is dedicated to developing interest and participation in ice hockey throughout central Ohio. Junior Jackets is a joint effort between the Blue Jackets, Dispatch Ice Haus, and the Chiller Ice Rinks. Our professional instructors are committed to providing Ohio's premier initiation program in a fun, safe, and positive environment. In addition to basic skills, it helps prepare kids for team and league play with the focus on having fun while playing in a team setting.



### STREET JACKETS PROGRAM

Street Jackets, a member of the NHL Street Program, is a grassroots program that allows kids to learn the basic skills of hockey on the playgrounds or in the gymnasiums of community-based facilities through the donation of equipment, training sessions and manuals. There is no cost to the facilities for this program and all that kids need to participate is a pair of sneakers. The Blue Jackets further support this program with clinics and a championship tournament at the end of the year.



### HOCKEY SCHOOL

### BLUE JACKETS HOCKEY SCHOOL

The Columbus Blue Jackets Hockey School has been designed to provide the highest quality training and instruction to its participants. Done in a camp curriculum atmosphere, the sessions offer players of every age and skill level the best value and experience in a positive learning environment. The camps take place at Chiller North and often feature appearances from Blue Jackets players and members of the Blue Jackets coaching staff.



### OHIO AAA BLUE JACKETS

The Ohio AAA Blue Jackets program was formed to create, develop and maintain an elite hockey program in Ohio focused on player development that provides the training and environment for players to fully develop and enhance their skills. This program also aims to provide the elite player with the support necessary to grow and succeed as a student-athlete, and also assist and promote player advancement to the junior and collegiate levels. The program currently fields teams at the Midget Major (18-under), Midget Minor (16-under), Bantam Major, Bantam Minor, Pee Wee Major, and Pee Wee Minor levels.



### BLUE JACKETS BREAKAWAY PRESENTED BY MEDICAL MUTUAL OF OHIO

Blue Jackets Breakaway is a series of events held in conjunction with much larger events throughout Ohio from April to September. Breakaway is a "hockey carnival" which includes street hockey, Stinger, inflatables, audio system, ticketing information, and more. The mission of Blue Jackets Breakaways is to work closely with communities throughout Ohio to provide a first-class experience while introducing people to NHL hockey and the Columbus Blue Jackets.



### OHIO HIGH SCHOOL STATE HOCKEY CHAMPIONSHIP

For the eighth straight year, the Columbus Blue Jackets and Nationwide Arena will host the Ohio High School Athletic Association's state ice hockey tournament March 13 & 14, 2010. Semifinal games will be played on Saturday, with the state championship game taking place on Sunday.





One outstanding feature that sets Nationwide Arena apart as a premier sports and entertainment facility is the Dispatch Ice Haus, the practice rink attached to the main arena. The Blue Jackets hold the distinction as the first team in the National Hockey League to have its practice rink located at the same location where it plays its games. This unique configuration has since been used as a model for new NHL buildings.

The Dispatch Ice Haus is a 63,000-square foot facility located on the west side of Nationwide Arena. It contains four separate team locker rooms and one officials room. As the practice home of the Blue Jackets and the official home rink of the Ohio Junior Blue Jackets Tier 1 AAA hockey program and several Central Ohio high school teams, the Dispatch Ice Haus features fixed seating for 750 people and an overall capacity of 1,500.

In addition, the facility is also used for youth hockey, figure skating, public skating and private rentals. During Blue Jackets games, fans may check out the action within the Ice Haus from the open viewing areas located on the main concourse and inside the arena's pub.

In addition to the Dispatch Ice Haus in downtown Columbus, other facilities within the family of Chiller Ice Rinks include three suburban locations that each feature dual rinks – Chiller Dublin, Chiller Easton, and Chiller North. For more information on any of the Chiller Ice Rinks, visit [www.thechiller.com](http://www.thechiller.com).



## DISPATCH ICE HAUS

200 W. Nationwide Blvd.  
Columbus, OH 43215  
(614) 246-3380

## CHILLER DUBLIN

7001 Dublin Park Dr.  
Dublin, OH 43016  
(614) 764-1000

## CHILLER EASTON

3600 Chiller Lane  
Columbus, OH 43219  
(614) 475-7575

## CHILLER NORTH

8144 Highfield Dr.  
Lewis Center, OH 43035  
(740) 549-0009



In addition to being known as home of the Columbus Blue Jackets, Nationwide Arena is also the destination of choice by many of the nation's top-grossing touring acts. Last season's spectrum of entertainment offerings ranged from pop idols Miley Cyrus and the Jonas Brothers to legends like Billy Joel & Elton John and Fleetwood Mac. The debut of arena tours for Radio City Christmas Spectacular and Cirque du Soleil's Saltimbanco also rounded out the schedule.

Other highlights of last year's special events included first-time visits by Nickelback, the Steve Miller Band and New Kids On The Block. In addition, several acts including Trans-Siberian Orchestra, Dancing with the Stars, Cheetah Girls, Yanni and Keith Urban made return trips to Nationwide Arena.



Besides exciting NHL action and the hottest concerts, the arena also annually hosts a wide range of premier events including Professional Bull Riders, Sesame Street Live, Harlem Globetrotters, World Wrestling Entertainment, Monster Jam, Ringling Bros. and Barnum & Bailey Circus and Disney on Ice, just to name a few.

Another marquee attraction during 2009 was the third straight year of Ultimate Fighting Championship. After setting mixed martial arts records in March 2007 with UFC 68 The Uprising, Ultimate Fighting Championship has returned to Columbus with consecutive major pay-per-view events, UFC 82 Pride of a Champion in 2007 and UFC 96 Jackson vs. Jardine in 2008.



High school hockey action is also set for March 2010 as the Ohio High School Athletic Association (OHSAA) state ice hockey championships will be held at Nationwide Arena for the eighth consecutive year.

As a multipurpose sports and entertainment venue, Nationwide Arena holds the distinction as the first NHL building to have the team's practice facility attached to the arena where the team



business and entertainment destination attracting residents, tenants and visitors from across the

heart of downtown Columbus. This entertainment district features a variety of restaurants, premier office space, exciting entertainment venues, residential space and acres of parks and green space. Together, the Arena District and Nationwide Arena provide a very inviting



plays its games. In addition to serving as the Blue Jackets official practice facility, the Dispatch Ice Haus also offers hockey, public skating and is available for private rental. The Dispatch Ice Haus serves as home of the AAA Ohio Blue Jackets hockey program and several central Ohio high school teams.

Nationwide Arena is the centerpiece of the Arena District, a 75-acre dynamic, mixed-use development located in the

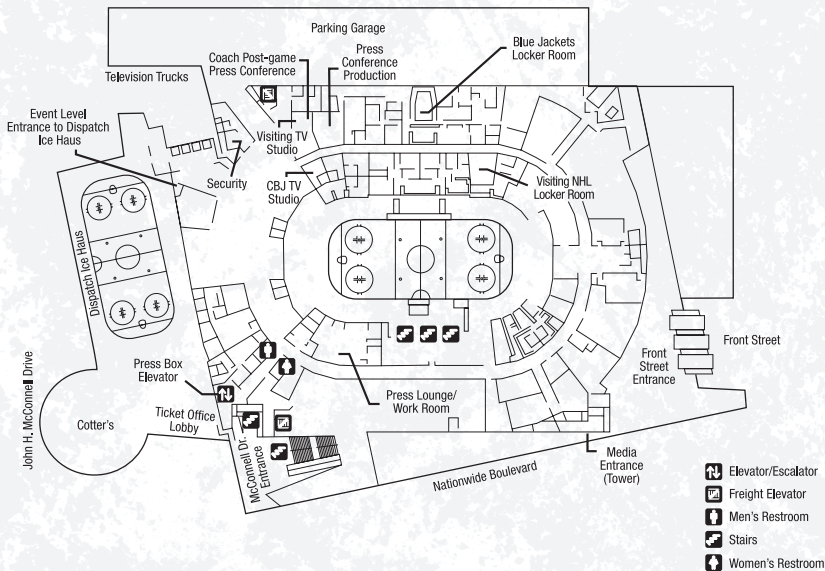


country. With its reputation as a "must play" venue for top touring acts, quality family entertainment and specialty sporting events, Nationwide Arena attracts an average of more than one million guests annually.

Nationwide Arena is an SMG-managed facility. Headquartered in the Philadelphia area, SMG provides facility services to more than 210 venues controlling over 1.5 million entertainment seats worldwide.



## NATIONWIDE ARENA EVENT LEVEL MAP



## DIRECTIONS TO NATIONWIDE ARENA AND THE DISPATCH ICE HAUS

Nationwide Arena is located at 200 West Nationwide Blvd. on the north side of downtown Columbus.

## FROM THE AIRPORT

Take International Gateway to I-670 West/US-62 West/Cassady Ave. exit. Take I-670 to Neil Avenue exit. Turn left at intersection onto Neil Avenue. Proceed to the signed event parking entrances.

## FROM THE NORTH

South on I-71 to I-670 West. Exit at Neil Avenue. Turn left at intersection onto Neil Avenue. Proceed to the signed event parking entrances.

## FROM THE SOUTH

I-71 North merging with I-70 East to the Front Street exit. Turn left on Front Street and proceed north to Event Parking.

## FROM THE EAST

I-70 West to the Fourth Street exit (US-23 North, exit No. 100B). Continue going straight to the exit ramp on Fulton Street. Proceed west until Fulton ends then turn right on Front Street. Proceed north to the designated parking areas.

## FROM THE WEST

I-70 East to West Broad Street exit (US-40, exit No. 97). Turn left on West Broad Street. Proceed east to Front Street. Turn left onto Front Street. Proceed north on Front Street to the designated parking areas.



C O L U M B U S   B L U E   J A C K E T S

**PLAYERS**

## TRAINING CAMP ROSTER

NO.	FORWARDS	HT	WT	DOB	BIRTHPLACE	SHOT	LAST SEASON	LGE	GP	G	A	PTS	+/-	PIM
81	Agozzino, Andrew*	5-9	188	1-5-91	Kleinburg, ON	L	Niagara	OHL	67	27	29	56	-10	88
83	Archibald, Darren*	6-3	208	2-9-90	Newmarket, ON	L	Barrie	OHL	68	25	24	49	13	35
88	Aulin, Jared	6-0	192	3-15-82	Calgary, AB	R	Did not play							
40	Boll, Jared	6-3	210	5-13-86	Charlotte, NC	R	COLUMBUS	NHL	75	4	10	14	-6	180
12	Blunden, Michael	6-4	211	12-15-86	Toronto, ON	R	Rockford Syracuse	AHL	37	3	7	10	-1	42
16	Brassard, Derick	6-1	190	9-22-87	Hull, QC	L	COLUMBUS	NHL	31	10	15	25	12	17
69	Calvert, Matt*	5-10	180	12-24-89	Brandon, MB	L	Brandon	WHL	58	28	39	67	10	58
74	Caria, Matt*	6-0	201	8-16-88	Sault Ste. Marie, ON	L	Sault Ste. Marie Plymouth	OHL	30	10	25	35	-6	57
25	Chimera, Jason	6-2	216	5-2-79	Edmonton, AB	L	COLUMBUS	NHL	49	8	14	22	8	41
62	Clark, Andrew*	5-11	178	4-8-88	Brandon, MB	L	Brandon	WHL	72	40	38	78	19	34
15	Dorsett, Derek	5-11	187	12-20-85	Kindersley, SK	R	COLUMBUS Syracuse	NHL	52	4	1	5	-1	150
28	Filatov, Nikita	6-0	185	5-25-90	Moscow, RUS	R	COLUMBUS Syracuse	NHL	8	4	0	4	3	0
38	Frischmon, Trevor	6-0	202	8-5-81	Ham Lake, MN	R	Syracuse	AHL	39	16	16	32	0	24
72	Harvey, Kevin*	6-2	197	9-14-84	Hamilton, ON	L	Syracuse Reading	AHL	80	5	20	25	-1	57
90	Higgins, Chris*	5-11	185	4-30-86	Lynnfield, MA	L	Boston	HEA	42	14	34	48	17	42
20	Huselius, Kristian	6-2	184	11-10-78	Osterhaninge, SWE	L	COLUMBUS	NHL	74	21	35	56	1	44
94	Jordan, Taylor*	6-6	195	2-8-90	Wynyard, SK	R	Portland	WHL	49	2	5	7	-12	154
68	Kubalik, Tomas*	6-2	194	5-1-90	Plzen, CZE	R	Plzen	Czech	32	1	1	2	-9	64
57	Legeln, Stefan*	5-10	185	11-24-88	Oakville, ON	R	Syracuse	AHL	26	1	0	1	-1	4
24	Mackenzie, Derek	5-11	182	6-11-81	Sudbury, ON	L	COLUMBUS Syracuse	NHL	1	0	0	0	-1	2
65	Mappin, Cass*	6-1	181	12-20-90	Big Valley, AB	R	Red Deer	WHL	56	17	22	39	-12	81
43	Mayorov, Maksim	6-2	213	3-26-89	Andizhan, RUS	L	COLUMBUS Syracuse	NHL	3	0	0	0	0	0
64	McBride, Brock*	5-10	192	10-18-86	Cornwall, ON	R	St. Lawrence Hartford	ECAC	74	13	19	32	24	95
80	Miller, Tim*	6-0	190	3-6-87	Davisburg, MI	L	Michigan Syracuse	CCHA	41	10	11	21	10	59
54	Mirasty, Jon	5-10	221	6-4-82	Meadow Lake, SK	L	Syracuse	AHL	58	0	0	0	0	227
33	Modin, Fredrik	6-4	218	10-8-74	Sundsvall, SWE	L	COLUMBUS	NHL	50	9	16	25	2	28
92	Murovich, Tyler*	5-8	178	12-4-89	Pittsburgh, PA	L	Saginaw	OHL	67	27	36	63	16	67
17	Murray, Andrew	6-2	210	11-6-81	Selkirk, MB	L	COLUMBUS	NHL	67	8	3	11	-6	10
61	Nash, Rick	6-4	218	6-16-84	Brampton, ON	L	COLUMBUS	NHL	78	40	39	79	11	52
59	Neuber, Kyle*	6-2	225	3-22-89	Sarnia, ON	R	Mississauga	OHL	59	9	3	12	1	135
26	Pahlsson, Samuel	6-0	203	12-17-77	Ange, SWE	L	Anaheim Chicago	NHL	52	5	10	15	-16	32
27	Pelletier, Pascal	5-11	197	6-16-83	Labrador City, NF	R	Chicago Rockford	NHL	13	2	1	3	-1	2
21	Picard, Alexandre	6-2	206	10-9-85	Les Saules, QC	L	COLUMBUS Syracuse	NHL	7	0	0	0	-4	0
63	Ray, Zak*	6-1	196	12-14-89	Mississauga, ON	L	Salem	EMJHL	21	8	15	23	n/a	34
23	Sestito, Tom	6-5	228	9-28-87	Rome, NY	L	Syracuse	AHL	52	8	12	20	0	168
48	Steiner, Daniel	6-0	204	9-8-80	Bern, SWI	R	Lugano	Swiss	50	24	16	40	n/a	40
91	Tanski, Scott*	6-1	186	4-19-90	Athabasca, AB	R	Brampton	OHL	63	18	28	46	24	37
14	Torres, Raffi	6-0	223	10-8-81	Toronto, ON	L	COLUMBUS	NHL	51	12	8	20	-4	23
18	Umberger, R.J.	6-2	219	5-3-82	Pittsburgh, PA	L	COLUMBUS	NHL	82	26	20	46	-10	53
50	Vermette, Antoine	6-1	200	7-20-82	St. Agapit, QC	L	Ottawa	NHL	62	9	19	28	-12	42
93	Voracek, Jakub	6-2	213	8-15-89	Kladno, CZE	L	COLUMBUS	NHL	17	7	6	13	5	8



NO.	DEFENSE	HT	WT	DOB	BIRTHPLACE	SHOT	LAST SEASON	LGE	GP	G	A	PTS	+/-	PIM
77	Bezzo, Paul*	6-2	189	10-26-90	Simcoe, ON	R	Owen Sound	OHL	67	1	14	15	9	113
52	Blomqvist, Anton*	6-4	189	3-7-90	Kristianstad, SWE	L	Malmo	SWE-2	13	0	3	3	-2	8
							Malmo Jr.	SWE Jr.	31	2	14	16	3	73
85	Brodie, Cam*	6-1	215	7-1-88	White Rock, BC	R	Vernon	BCHL	17	1	5	6	n/a	10
							Merritt	BCHL	19	2	5	7	n/a	55
							Burnaby	BCHL	24	3	8	11	n/a	44
44	Clitsome, Grant	6-0	210	4-14-85	Gloucester, ON	L	Syracuse	AHL	73	4	15	19	-4	74
22	Commodore, Mike	6-5	235	11-7-79	Fort Saskatchewan, AB	R	COLUMBUS	NHL	81	5	19	24	11	100
73	Delisle, Steven*	6-6	209	7-30-90	Levise, QC	R	Gatineau	QMJHL	63	5	25	30	-14	94
86	Filangieri, Tim*	6-1	210	8-18-87	Islip Terrace, NY	L	Boston College	HEA	35	0	8	8	9	24
							Syracuse	AHL	1	0	0	0	-1	0
8	Hejda, Jan	6-3	229	6-18-78	Prague, CZE	L	COLUMBUS	NHL	82	3	18	21	23	38
29	Holden, Nick	6-4	200	5-15-87	St. Albert, AB	L	Syracuse	AHL	61	4	18	22	-11	46
97	Klesla, Rostislav	6-3	220	3-21-82	Novy Jicin, CZE	L	COLUMBUS	NHL	34	1	8	9	2	38
41	Liffiton, David	6-3	212	10-18-84	Windsor, ON	L	Esbjerg	Danish	16	1	4	5	n/a	14
82	Lynch, Doug	6-3	220	4-4-83	North Vancouver, BC	L	Vienna	Austria	52	13	16	29	-5	58
89	McAvoy, Spencer*	6-3	187	8-22-88	St. Albert, AB	R	Swift Current	WHL	71	5	39	44	6	71
3	Method, Marc	6-3	230	6-21-85	Ottawa, ON	L	COLUMBUS	NHL	66	4	13	17	7	55
49	Moore, John*	6-2	197	11-19-90	Winnetka, IL	L	Chicago	USHL	57	14	25	39	-7	50
46	Plekhanov, Andrey	6-2	210	7-12-86	Nizhnekamsk, RUS	R	Syracuse	AHL	54	2	17	19	-4	50
53	Reese, Dylan	6-1	205	8-29-84	Pittsburgh, PA	R	San Antonio	AHL	75	1	27	28	0	64
45	Regner, Brent*	6-0	185	5-17-89	Westlock, AB	R	Vancouver	WHL	70	15	52	67	65	42
84	Roeder, Kevin*	5-9	205	1-19-86	Glenview, IL	R	Miami	CCHA	39	2	4	6	5	24
36	Roy, Mathieu	6-2	215	8-10-83	St-Georges, QC	R	Springfield	AHL	59	2	15	17	-20	120
10	Russell, Kris	5-10	185	5-2-87	Red Deer, AB	L	COLUMBUS	NHL	66	2	19	21	-10	28
							Syracuse	AHL	14	3	5	8	-3	0
58	Savard, David*	6-1	200	10-22-90	St. Hyacinthe, QC	R	Moncton	QMJHL	68	9	35	44	29	33
47	Sigalet, Jonathan	6-1	199	2-12-86	Vancouver, BC	L	Syracuse	AHL	19	5	6	11	13	16
51	Tyutin, Fedor	6-3	218	7-19-83	Izhevsk, RUS	L	COLUMBUS	NHL	82	9	25	34	1	81
NO.	GOALTENDERS	HT	WT	DOB	BIRTHPLACE	CATCH	LAST SEASON	LGE	GP	MIN	W-L-T	GAA	SV%	
32	Garon, Mathieu	6-2	202	1-9-78	Chandler, QC	R	Edmonton	NHL	15	814	6-8-0	3.17	.895	
							Pittsburgh	NHL	4	206	2-1-0	2.91	.894	
30	LaCosta, Dan	6-2	203	3-28-86	Labrador City, NF	L	COLUMBUS	NHL	3	156	2-0-0	1.54	.950	
							Syracuse	AHL	45	2469	19-18-2	2.79	.913	
35	Lalande, Kevin	6-0	188	2-19-87	Kingston, ON	L	Quad City	AHL	6	340	4-1-1	1.94	.929	
							Syracuse	AHL	15	848	9-5-1	2.26	.927	
							Las Vegas	ECHL	21	1338	13-7-2	2.39	.925	
34	Loverock, Andrew*	6-3	190	7-29-89	Elmvale, ON	L	Sudbury	OHL	52	2862	20-21-3	3.67	.903	
1	Mason, Steve	6-4	220	5-29-88	Oakville, ON	R	COLUMBUS	NHL	61	3664	33-20-7	2.29	.916	
							Syracuse	AHL	3	184	2-1-0	1.63	.937	
66	Tucker, Jamie*	5-11	160	4-18-91	Victoria, BC	L	Vancouver	WHL	22	1233	18-1-1	1.51	.936	

\* denotes player attended Rookie Camp in Traverse City, MI., Sept. 5-9

## PRONUNCIATION GUIDE

Jared Aulin ----- OH-lihn  
 Paul Bezzo ----- BEH-zoh  
 Anton Blomqvist ----- AHN-tawn BLOHM-kvihst  
 Derick Brassard ----- bruH-SAHRD  
 Matt Caria ----- KAIR-ree-uh  
 Jason Chimera ----- chih-MAIR-uh  
 Steven Delisle ----- duh-LIHL  
 Derek Dorsett ----- dohr-SEHT  
 Tim Filangieri ----- fihl-an-jee-AIR-ree  
 Nikita Filatov ----- nih-KEE-tuh FIHL-uh-tawf  
 Trevor Frischmon ----- FRIHSH-muhn  
 Mathieu Garon ----- MA-tyew Gah-ROHN  
 Jan Hejda ----- YAHN HAY-dah  
 Kristian Huselius ----- hoo-SAY-lee-uhs  
 Rostislav Klesla ----- RAH-stih-slahv KLEHS-luh  
 Tomas Kubalik ----- koo-BAHL-ihk  
 Dan LaCosta ----- luh-KAWS-tuh  
 Kevin Lalande ----- lah-LAWND  
 Stefan Legein ----- STEH-fehn LEE-jehn  
 David Liffiton ----- LIH-fih-tuhn

Maksim Mayorov ----- mak-SEEHM ma-YOHR-awf  
 Marc Methot ----- muh-THAHT  
 Jan Mirasty ----- miH-RASS-tee  
 Fredrik Modin ----- moh-DEEN  
 Kyle Neuber ----- NOO-ber  
 Samuel Pahlsson ----- PAWL-suhn  
 Pascal Pelletier ----- pas-KAL PEHL-tyay  
 Andrey Plekhanov ----- pleh-HAHN-awf  
 Alexandre Picard ----- piH-CAHRD  
 Brent Regner ----- REHG-nuhr  
 Kevin Roeder ----- ROH-duhr  
 Mathieu Roy ----- MA-tyew WAH  
 David Savard ----- suh-VAHRD  
 Tom Sestito ----- sehs-TEE-toh  
 Jonathan Sigalet ----- SIHG-uh-leht  
 Raffi Torres ----- RA-fee TOHR-ehz  
 Fedor Tyutin ----- FEH-dohr TOO-tihn  
 Antoine Vermette ----- AN-twuhn vuhr-MEHT  
 Jakub Voracek ----- YAH-kub VOHR-uh-chehk



# JARED BOLL

40  
RIGHT WING



#### GAME HIGHS

G: 1 (9x), 4/11/09 vs. MIN  
A: 2, 1/3/08 at LA  
PTS: 2 (2x), 1/9/09 at WSH  
PIM: 22, 10/30/08 at COL

#### NHL FIRSTS

GP: 10/5/07 vs. ANA  
G: 10/10/07 vs. PHX  
A: 1/3/08 at LA

#### BLUE JACKETS FIRSTS

GP: 10/5/07 vs. ANA  
G: 10/10/07 vs. PHX  
A: 1/3/08 at LA



## CAREER RECORD

YEAR	TEAM	LEAGUE	GP	TOI	G	A	PTS	+/-	PIM
2003-04	Lincoln	USHL	57	n/a	6	8	14	-12	176
2004-05	Lincoln	USHL	59	n/a	23	24	47	0	294
2005-06	Plymouth	OHL	65	n/a	19	22	41	-7	205
2006-07	Plymouth	OHL	66	n/a	28	27	55	23	198
2007-08	Columbus	NHL	75	8:00	5	5	10	-4	226
2008-09	Columbus	NHL	75	8:53	4	10	14	-6	180
CBJ/NHL TOTALS			150	8:27	9	15	24	-10	406
OHL TOTALS			131	...	47	49	96	16	403
USHL TOTALS			116	...	29	32	61	-12	470

## REGULAR SEASON

GP	TOI	G	A	PTS	+/-	PIM
57	n/a	6	8	14	-12	176
59	n/a	23	24	47	0	294
65	n/a	19	22	41	-7	205
66	n/a	28	27	55	23	198
75	8:00	5	5	10	-4	226
75	8:53	4	10	14	-6	180
150	8:27	9	15	24	-10	406
131	...	47	49	96	16	403
116	...	29	32	61	-12	470

## PLAYOFFS

GP	G	A	PTS	PIM
...	...	...	...	...
4	1	3	4	25
13	2	4	6	21
20	6	4	10	66
...	...	...	...	...
1	0	0	0	0
1	0	0	0	0
33	8	8	16	87
4	1	3	4	25

## V S . T H E N H L

TEAM	GP	G	A	PTS	PIM	TEAM	GP	G	A	PTS	PIM	TEAM	GP	G	A	PTS	PIM	
ANA	8	0	0	0	39	DET	12	0	2	2	14	OTT	2	0	0	0	5	
ATL	2	1	0	1	10	EDM	8	1	1	2	13	PHI	1	0	0	0	2	
BOS	2	0	0	0	12	FLA	2	0	0	0	5	PHX	8	1	0	1	21	
BUF	2	0	1	1	0	LA	8	0	2	2	9	PIT	2	0	0	0	2	
CGY	8	0	0	0	36	MIN	7	1	0	1	15	SJ	8	0	1	1	14	
CAR	2	0	1	1	5	MTL	2	0	0	0	5	STL	12	1	0	1	44	
CHI	11	1	1	2	25	NSH	11	0	1	1	23	TB	2	0	0	0	2	
COL	7	1	1	2	32	NJ	1	0	0	0	0	TOR	2	0	0	0	5	
CBJ	0	0	0	0	0	NYI	2	0	1	1	0	VAN	7	0	2	2	27	
DAL	8	1	0	1	41	NYR	0	0	0	0	0	WSH	3	1	1	2	27	
													TOT	150	9	15	24	406

HEIGHT: 6-3 WEIGHT: 210 SHOOTS: RIGHT BORN: MAY 13, 1986 (CHARLOTTE, NC)  
LAST AMATEUR CLUB: PLYMOUTH (OHL)

**2008-09:** Registered 4-10-14, 180 penalty minutes and was -6 in 75 games with Columbus... Ranked fifth in the NHL and led the team in penalty minutes... Set career highs in assists, points and games played (tied)... Missed five games Oct. 17-25 due to injury... Missed one game Nov. 1 due to suspension... Played the 100th game of his NHL career Dec. 17 vs. San Jose... Missed one game Jan. 3 due to injury... Scored the first power play goal of his NHL career and had his first multi-point game of the season with 1-1-2 Jan. 9 at Washington (Jose Theodore)... Scored a goal Jan. 20 at Edmonton... Lit the lamp Jan. 31 vs. Dallas... **PLAYOFFS:** Was scoreless in one playoff game... Made his Stanley Cup playoffs debut in Game 1 of the Western Conference Quarterfinals at Detroit on Apr. 16... **Games lost to injury:** 6... **Multi-point (goal) games:** 1 (0)... **Most Points:** 2 – Jan. 9 at Washington... **Most Goals:** 1 (4x) – Apr. 11 vs. Minnesota, most recent... **Most Assists:** 1 (10x) – Mar. 31 vs. Nashville, most recent... **Most PIM:** 22 – Oct. 30 at Colorado... **Most Shots:** 3 (2x) – Mar. 21 at Florida, most recent.

**CAREER: 2007-08:** Registered 5-5-10, 226 penalty minutes and was -4 in 75 games with Columbus during his rookie season... Finished second in the NHL in penalty minutes... Ranked eighth (tied) among NHL rookies and third (tied) on the team in game-winning goals (3)... Made his NHL debut and had a team-high 15 penalty minutes Oct. 5 vs. Anaheim... Scored the first goal of his NHL career and was +2 Oct. 10 vs. Phoenix (David Aebischer)... Missed one game Oct. 13 with a shoulder injury suffered Oct. 10 vs. Phoenix... Netted his first game-winning goal Oct. 25 vs. St. Louis... Recorded his first two NHL assists and first multi-point game of his career Jan. 3 at Los Angeles... Missed three games Feb. 13-17 due to illness... Had assists in back-to-back games Mar. 14-16... Missed three games Mar. 22-26 due to a hip injury suffered Mar. 19 at Detroit... **2006-07:** Tallied 28-27-55, 198 penalty minutes and was +23 in 66 games with Plymouth (OHL)... Was an alternate captain... Named Whalers' Labatt Blue Collar Player of the Year... Was awarded the Alice Iafate Award as the team's Overage Player of the Year along with Steve Ward... Added 6-6-12 and 100 penalty minutes in 25 playoff games, helping the Whalers win the OHL championship... **2005-06:** Collected 19-22-41 and 205 penalty minutes in 65 games with Plymouth (OHL)... Registered 2-4-6 with 21 penalty minutes in 13 playoff games... **2004-05:** Tallied 23-24-47, 294 penalty minutes and was "even" in 59 games with Lincoln (USHL)... Added 1-3-4 and 25 penalty minutes in four playoff games... **2003-04:** Registered 6-8-14 and 176 penalty minutes in 57 games with Lincoln (USHL).


**CAREER TRANSACTIONS:** Columbus' fourth pick, 101st overall, in the 2005 Entry Draft.





# DERICK BRASSARD

16  
CENTER



## GAME HIGHS

G: 1 (11x), 12/18/08 at DAL  
A: 2 (2x), 11/18/08 vs. EDM  
PTS: 2 (5x), 12/7/08 at ANA  
PIM: 5, 12/18/08 at DAL

## NHL FIRSTS

GP: 1/11/08 vs. STL  
G: 2/2/08 vs. MIN  
A: 1/20/08 at COL

## BLUE JACKETS FIRSTS

GP: 1/11/08 vs. STL  
G: 2/2/08 vs. MIN  
A: 1/20/08 at COL

## CAREER RECORD

YEAR	TEAM	LEAGUE
2003-04	Drummondville	QMJHL
2004-05	Drummondville	QMJHL
2005-06	Drummondville	QMJHL
2006-07	Drummondville	QMJHL
2007-08	Syracuse	AHL
	Columbus	NHL
2008-09	Columbus	NHL
CBJ/NHL TOTALS		
AHL TOTALS		
QMJHL TOTALS		

## REGULAR SEASON

GP	TOI	G	A	PTS	+/-	PIM
10	n/a	0	1	1	-1	0
69	n/a	25	51	76	-6	25
58	n/a	44	72	116	19	92
14	n/a	6	19	25	6	24
42	n/a	15	36	51	9	51
17	9:03	1	1	2	-4	6
31	14:25	10	15	25	12	17
48	12:31	11	16	27	8	23
42	...	15	36	51	9	51
151	...	75	143	218	18	141

## PLAYOFFS

GP	G	A	PTS	PIM
7	0	0	0	0
6	1	5	6	6
7	5	4	9	10
12	9	15	24	12
13	4	9	13	10
...	...	...	...	...
...	...	...	...	...
...	...	...	...	...
13	4	9	13	10
32	15	24	39	28

## V S . T H E N H L

TEAM	GP	G	A	PTS	PIM	TEAM	GP	G	A	PTS	PIM	TEAM	GP	G	A	PTS	PIM
ANA	2	2	1	3	0	DET	2	0	0	0	2	OTT	0	0	0	0	0
ATL	1	0	0	0	0	EDM	2	1	2	3	0	PHI	0	0	0	0	0
BOS	0	0	0	0	0	FLA	0	0	0	0	0	PHX	5	2	1	3	4
BUF	1	1	0	1	0	LA	2	0	0	0	0	PIT	0	0	0	0	0
CGY	1	1	0	1	0	MIN	3	1	1	2	2	STL	2	0	0	0	2
CAR	0	0	0	0	0	MTL	1	0	0	0	2	SJ	4	0	2	2	4
CHI	4	0	3	3	0	NSH	5	0	2	2	2	TBL	0	0	0	0	0
COL	2	1	2	3	0	NJ	0	0	0	0	0	TOR	0	0	0	0	0
CBJ	0	0	0	0	0	NYI	1	0	0	0	0	VAN	3	0	1	1	0
DAL	4	2	0	2	5	NYR	1	0	1	1	0	WSH	2	0	0	0	0
												TOT	48	11	16	27	23

HEIGHT: 6-1 WEIGHT: 190 SHOOTS: LEFT BORN: SEPT. 22, 1987 (HULL, QC)  
LAST AMATEUR CLUB: DRUMMONDVILLE (QMJHL)

**2008-09:** Collected 10-15-25, 17 penalty minutes and was +12 in 31 games with Columbus... Scored three power play goals and one game-winning goal... Was "plus" or "even" in 26-of-31 games... Was seventh among NHL rookies in plus/minus rating and ranked tied for 21st in points... Netted his first NHL power play goal Oct. 11 at Phoenix (Ilya Bryzgalov)... Started season earning a point in his first three games (2-1-3)... Became second Blue Jacket player to score goals in the first two games of the season... Named NHL's Rookie of the Month for October as he notched 4-5-9 in 10 games... Had back-to-back multi-point games Oct. 30 at Colorado (1-1-2) and Nov. 1 vs. Chicago (0-2-2)... Missed one game Nov. 3 due to injury... Scored the first game-winning goal of his NHL career Nov. 8 vs. Calgary (Curtis McElhinney)... Registered 1-1-2 on Nov. 12 vs. Phoenix... Tallied 0-2-2 on Nov. 18 vs. Edmonton... Collected 3-4-7 during a five-game point streak Nov. 8-18... Earned 1-1-2 on Dec. 7 at Anaheim... Suffered season ending shoulder injury Dec. 18 at Dallas... **Games lost to injury:** 50... **Multi-point (goal) games:** 5 (0)... **Most Points:** 2 (5x) – Dec. 7 at Anaheim, most recent... **Most Goals:** 1 (10x) – Dec. 18 at Dallas, most recent... **Most Assists:** 2 (2x) – Nov. 18 vs. Edmonton, most recent... **Most PIM:** 5 – Dec. 18 at Dallas... **Most Shots:** 5 (2x) – Nov. 18 vs. Edmonton, most recent.

**CAREER: 2007-08:** Had 1-1-2, six penalty minutes and was -4 in 17 games with Columbus... Made his NHL debut and was scoreless in 6:36 of ice time Jan. 11 vs. St. Louis... Recorded his first NHL point with an assist (Fredrik Modin goal) Jan. 20 at Colorado... Scored his first NHL goal Feb. 2 vs. Minnesota (Niklas Backstrom)... Tallied 15-36-51, 51 penalty minutes and was +9 in 42 games with Syracuse (AHL)... Led the team in assists and was third on the club in points... Ranked fourth on the club in power play goals (6)... Was fourth (tied) among AHL rookies in points and third (tied) in assists... Was named the AHL Rookie of the Month in October after recording 4-12-16 in 12 games, finishing the month tops in the AHL in assists and points... Opened the AHL season with a six-game point streak (3-6-9)... Was selected to the AHL Canadian All-Star Team (did not play due to call up to Columbus)... Named AHL Rookie of the Month in April after recording 4-10-14 and was +7 in seven games... Added 4-9-13 and 10 penalty minutes in 13 playoff games for the Crunch... Led the team in playoff assists, while ranking second in goals (tied), points and power play goals... **2006-07:** Collected 6-19-25 and 24 penalty minutes in 14 games with Drummondville (QMJHL)... Missed most of the season with a shoulder injury... Added 9-15-24 and 12 penalty minutes in 12 games... **2005-06:** Tallied 44-72-116 and 92 penalty minutes in 58 games with Drummondville (QMJHL)... Was sixth in the league in assists and seventh in points... Named First Team QMJHL All-Star... Received the Michael Bossy Trophy as the league's best professional prospect... Added 5-4-9 and 10 penalty minutes in seven playoff games... Was selected to play in the Top Prospects Game... **2004-05:** Registered 25-51-76 and 25 penalty minutes in 58 games with Drummondville (QMJHL)... Added 1-5-6 and six penalty minutes in six playoff games... Was a member of Canada's Under-18 Team... **2003-04:** Had 0-1-1 in 10 games with Drummondville (QMJHL)... Was scoreless in seven playoff games... Was a member of Team Quebec in the Under-17 World Hockey Challenge.

**CAREER TRANSACTIONS:** Columbus' first pick, sixth overall, in the 2006 Entry Draft.



# JASON CHIMERA

25  
LEFT WING



#### GAME HIGHS

G: 2 (4x), 10/31/07 at LA  
A: 3, 3/25/07 vs. STL  
PTS: 3 (3x), 10/10/07 vs. PHX  
PIM: 19, 2/6/06 at VAN

#### NHL FIRSTS

GP: 12/9/00 vs. LA  
G: 12/18/01 at NYI  
A: 12/8/02 at ATL

#### BLUE JACKETS FIRSTS

GP: 10/9/05 at CHI  
G: 10/9/05 at CHI  
A: 11/11/05 vs. EDM

## CAREER RECORD

YEAR	TEAM	LEAGUE	GP	TOI	G	A	PTS	+/-	PIM
1996-97	Medicine Hat	WHL	71	n/a	16	23	39	n/a	64
1997-98	Medicine Hat	WHL	72	n/a	34	32	66	n/a	94
	Hamilton	AHL	4	n/a	0	0	0	n/a	8
1998-99	Medicine Hat	WHL	37	n/a	18	22	40	n/a	84
	Brandon	WHL	21	n/a	14	12	26	n/a	32
1999-00	Hamilton	AHL	78	n/a	15	13	28	n/a	77
2000-01	Edmonton	NHL	1	6:58	0	0	0	0	0
	Hamilton	AHL	78	n/a	29	25	54	n/a	93
2001-02	Edmonton	NHL	3	12:44	1	0	1	-3	0
	Hamilton	AHL	77	n/a	26	51	77	28	158
2002-03	Edmonton	NHL	66	10:46	14	9	23	-2	36
2003-04	Edmonton	NHL	60	10:07	4	8	12	-1	57
2004-05	AS Varese	Italy	15	n/a	7	3	10	n/a	34
2005-06	Phoenix	NHL	0	n/a	0	0	0	0	0
	Columbus	NHL	80	12:40	17	13	30	-10	95
2006-07	Columbus	NHL	82	15:22	15	21	36	2	91
2008-09	Columbus	NHL	49	16:14	8	14	22	8	41
CBJ TOTALS			292	...	54	65	119	-5	325
NHL TOTALS			422	13:51	73	82	155	-11	418
WHL TOTALS			201	...	82	89	171	...	274

## REGULAR SEASON

GP	TOI	G	A	PTS	+/-	PIM
71	n/a	16	23	39	n/a	64
72	n/a	34	32	66	n/a	94
4	n/a	0	0	0	n/a	8
37	n/a	18	22	40	n/a	84
21	n/a	14	12	26	n/a	32
78	n/a	15	13	28	n/a	77
1	6:58	0	0	0	0	0
78	n/a	29	25	54	n/a	93
3	12:44	1	0	1	-3	0
77	n/a	26	51	77	28	158
66	10:46	14	9	23	-2	36
60	10:07	4	8	12	-1	57
15	n/a	7	3	10	n/a	34
0	n/a	0	0	0	0	0
80	12:40	17	13	30	-10	95
82	15:22	15	21	36	2	91
49	16:14	8	14	22	8	41
292	...	54	65	119	-5	325
422	13:51	73	82	155	-11	418
201	...	82	89	171	...	274

## PLAYOFFS

GP	G	A	PTS	PIM
4	0	1	1	4
...	...	...	...	...
...	...	...	...	...
...	...	...	...	...
...	...	...	...	...
10	0	2	2	12
...	...	...	...	...
...	...	...	...	...
...	...	...	...	...
...	...	...	...	...
15	4	6	10	10
2	0	2	2	0
...	...	...	...	...
5	2	1	3	31
...	...	...	...	...
...	...	...	...	...
...	...	...	...	...
...	...	...	...	...
4	0	1	1	2
4	0	1	1	2
6	0	3	3	2
9	4	2	6	12

## V S . T H E N H L

TEAM	GP	G	A	PTS	PIM	TEAM	GP	G	A	PTS	PIM	TEAM	GP	G	A	PTS	PIM	
ANA	22	4	4	8	17	DET	33	4	11	15	30	OTT	6	0	2	2	6	
ATL	6	0	2	2	5	EDM	14	1	4	5	6	PHI	2	1	0	1	2	
BOS	5	1	0	1	2	FLA	3	2	0	2	4	PHX	20	6	8	14	6	
BUF	4	0	4	4	2	LA	19	5	2	7	22	PIT	5	0	0	0	2	
CGY	22	3	1	4	43	MIN	24	3	3	6	44	SJ	21	4	1	5	30	
CAR	5	0	0	0	2	MTL	6	1	1	2	8	STL	33	5	8	13	30	
CHI	34	4	8	12	24	NSH	34	8	3	11	30	TB	3	1	0	1	10	
COL	22	4	6	10	32	NSJ	5	0	0	0	6	TOR	8	0	2	2	0	
CBJ	7	1	0	1	0	NYI	7	3	0	3	4	VAN	23	7	2	9	29	
DAL	21	1	10	11	16	NYR	4	3	0	3	2	WSH	4	1	0	1	4	
													TOT	422	73	82	155	418




HEIGHT: 6-2    WEIGHT: 216    SHOOTS: LEFT    BORN: MAY 2, 1979 (EDMONTON, AB)  
LAST AMATEUR CLUB: BRANDON (WHL)

**2008-09:** Tallied 8-14-22, 41 penalty minutes and was +8 in 49 games with Columbus... Had one game-winning goal and one power play goal... Was one of two players (Jakub Voracek) to record a multi-point game (0-2-2) in the season opener Oct. 10 at Dallas... Tied his career high of +3 Oct. 10 at Dallas... Collected the 100th point of his Blue Jackets career Oct. 11 at Phoenix... Scored a goal in three-straight games Oct. 17-21... Opened the season recording a point in five of the first six games and seven of the first 10 games... Scored his 50th goal as a Blue Jacket Oct. 30 at Colorado... Registered 1-4-5 during a four-game point streak Nov. 7-14... Played the 400th game of his NHL career Dec. 7 at Anaheim... Scored the game-winning goal Dec. 13 vs. NY Islanders... Missed 16 games Dec. 18-Jan. 21 due to injury... Missed one game Feb. 21 due to injury... Missed 16 games Feb. 26-Mar. 31 due to injury... **PLAYOFFS:** Tallied 0-1-1 and two penalty minutes in four playoff games... Registered an assist in Game 4 of the Western Conference Quarterfinals vs. Detroit on Apr. 23... **Games lost to injury:** 33... **Multi-point (goal) games:** 3 (0)... **Most Points:** 2 (3x) – Nov. 14 at Buffalo, most recent... **Most Goals:** 1 (8x) – Feb. 13 vs. NY Islanders, most recent... **Most Assists:** 2 (2x) – Nov. 14 at Buffalo, most recent... **Most PIM:** 5 – Nov. 8 vs. Calgary... **Most Shots:** 6 (2x) – Nov. 7 vs. Montreal, most recent.

**CAREER: 2007-08:** Registered 14-17-31 and 98 penalty minutes in 81 games with Columbus... Played in 243-straight games Oct. 9, 2005-Apr. 5, 2008, breaking the previous club record of 194 set by David Vyborny from Oct. 17, 2002-Dec. 20, 2005... Missed the final regular season game due to a groin injury suffered Apr. 5 at St. Louis... Set career highs in penalty minutes and shots (198)... Was third on the team in goals, penalty minutes and shots, tied for third in game-winning goals and was fifth in points... Had at least one shot on goal in 174-of-81 games... Matched a career-high with 1-2-3 and was +3 Oct. 10 vs. Phoenix, his third career three-point game... Played the 300th game of his NHL career Oct. 23 at Chicago... Tied a single-game career-high in goals with two Oct. 31 at Los Angeles, the fourth multi-goal effort of his career... Named to the Team Canada roster for the World Championships on Apr. 8... Had 0-2-2 with six penalty minutes and was +3 in nine games to help Canada win the silver medal... **2006-07:** Registered 15-21-36, 91 penalty minutes and was +2 in 82 games with Columbus... Set career highs in assists, points and games played... Was one of only three players to play in all 82 games... Tied for the team lead in shorthanded goals (2)... Was fifth on the club in goals, game-winning goals, points, plus/minus rating and penalty minutes... Tied a Blue Jackets single-game record with 10 shots Apr. 7 vs. Anaheim... Netted the 50th goal of his career Mar. 30 at Chicago... Tallied the 50th assist and 100th point of his career Apr. 5 vs. Dallas... Collected 0-3-3 Mar. 25 vs. St. Louis to set a single-game career high in assists and tie a career high in points... Had 1-5-6, eight penalty minutes and was +4 in nine games at the World Championships... Helped Team Canada win gold medal... **2005-06:** Tallied 17-13-30 and 95 penalty minutes in 80 games with Columbus... Set career highs in goals... Ranked second on the club in game-winning goals (5) and games played (tied), was third in penalty minutes and shorthanded goals (1-tied), fourth in goals and fifth in shooting percentage (13.4 percent)... Nine of his 17 goals came in the third period, while 10 gave the Jackets a lead... Scored on his first shot as a Blue Jacket Oct. 9 at Chicago... **2004-05:** Notched 7-3-10 and 34 penalty minutes in 15 games with AS Varese (Italy)... Added 2-1-3 and 31 penalty minutes in five playoff games... **2003-04:** Recorded 4-8-12 and 57 penalty minutes in 60 games with Edmonton... Was "plus" or "even" in 48-of-60 games... Played the 100th game of his NHL career Jan. 2 at Minnesota... **2002-03:** Registered 14-9-23 and 36 penalty minutes in 66 games with Edmonton during his first full NHL season... Led Oilers and ranked second among NHL rookies in shooting percentage (15.6 percent)... Scored his first career shorthanded goal Mar. 28 vs. Columbus... Made Stanley Cup playoffs debut... Collected 0-2-2 and was +2 in two games vs. Dallas in Western Conference Quarterfinals... Tied for team lead in plus/minus (+2)... Tied for second on club in assists and tied for fourth in points... Played in the final two games of the series... Played his first career playoff game and collected first career playoff point with an assist in Game 5 at Dallas on Apr. 17... **2001-02:** Recorded 1-0-1 in three games with Edmonton... Scored the first goal of his NHL career Dec. 18 at NY Islanders (Chris Osgood)... Tallied 26-51-77, 158 penalty minutes and was +28 in 77 games with Hamilton (AHL)... Named to the AHL First All-Star Team... Voted a starter for the Canadian AHL All-Star Team... Finished fourth in the AHL in assists and fifth in points... Set a Hamilton single-season points record and his 51 assists ranked second-best in team history... Notched 4-6-10 and 10 penalty minutes in 15 playoff games... Helped the Bulldogs advanced to Calder Cup semifinals... **2000-01:** Made his NHL debut Dec. 9 vs. Los Angeles... Netted 29-25-54 and 93 penalty minutes in 78 games with Hamilton (AHL)... Ranked second on Bulldogs in goals, third in points and fifth in assists... Led Hamilton with eight game-winning goals... **1999-00:** Had 15-13-28 and 77 penalty minutes in 78 games with Hamilton (AHL)... First professional season... Ranked sixth on the club in goals... Registered 0-2-2 and 12 penalty minutes in 10 playoff games... **1998-99:** Combined to score 32-34-66 and 116 penalty minutes in 58 games with Medicine Hat and Brandon (WHL)... Registered 18-22-40 and 84 penalty minutes in 37 games for Medicine Hat... Tallied 14-12-26 and 32 penalty minutes in 21 games with Brandon... Finished third on Brandon in goals and sixth in points... Represented Team Canada at the World Junior Championships in Winnipeg, Manitoba... Recorded 2-2-4 and two penalty minutes in seven games... **1997-98:** Netted 34-32-66 and 93 penalty minutes in 72 games with Medicine Hat (WHL)... Led team in goals, assists and points... Co-winner of team's MVP award... Made his professional debut and played in four games for Hamilton (AHL)... Recorded eight penalty minutes... **1996-97:** Registered 16-23-39 and 64 penalty minutes in 71 games for Medicine Hat (WHL)... Added 0-1-1 and four penalty minutes in four playoff games.

**CAREER TRANSACTIONS:** Edmonton's fifth pick, 121st overall, in the 1997 Entry Draft... Acquired by Phoenix with a third round pick (later traded to Carolina – later traded to NY Rangers – NY Rangers selected Billy Ryan) in the 2004 Entry Draft from Edmonton in exchange for New Jersey's second round pick (previously acquired, Edmonton selected Geoff Paukovich) and Buffalo's fourth round pick (previously acquired, Edmonton selected Liam Reddox) in the 2004 Entry Draft on June 26, 2004... Acquired by Columbus with Cale Hulse and Michael Rupp from Phoenix in exchange for Geoff Sanderson and Tim Jackman on Oct. 8, 2005.



# MIKE COMMODORE

22  
DEFENSE



## GAME HIGHS

G: 1 (19x), 1/18/09 at VAN  
A: 2 (7x), 1/27/09 vs. DET  
PTS: 2 (9x), 1/27/09 vs. DET  
PIM: 17, 4/5/03 at EDM

## NHL FIRSTS

GP: 12/22/00 at FLA  
G: 12/23/00 at TB  
A: 1/27/01 at BOS

## BLUE JACKETS FIRSTS

GP: 10/10/08 at DAL  
G: 12/11/08 vs. NSH  
A: 10/17/08 vs. NSH

## CAREER RECORD

YEAR	TEAM	LEAGUE	GP	TOI	G	A	PTS	+/-	PIM
1997-98	North Dakota	WCHA	29	n/a	0	5	5	n/a	74
1998-99	North Dakota	WCHA	39	n/a	5	8	13	n/a	154
1999-00	North Dakota	WCHA	28	n/a	5	7	12	n/a	154
2000-01	New Jersey	NHL	20	12:46	1	4	5	5	14
	Albany	AHL	41	n/a	2	5	7	-7	59
2001-02	New Jersey	NHL	37	12:37	0	1	1	-12	30
	Albany	AHL	14	n/a	0	3	3	0	31
2002-03	Calgary	NHL	6	11:35	0	1	1	2	19
	Cincinnati	AHL	61	n/a	2	9	11	-12	210
	St. John	AHL	7	n/a	0	3	3	1	18
2003-04	Calgary	NHL	12	15:17	0	0	0	-4	25
	Lowell	AHL	37	n/a	5	11	16	-1	75
2004-05	Lowell	AHL	73	n/a	6	29	35	23	175
2005-06	Carolina	NHL	72	15:30	3	10	13	12	138
2006-07	Carolina	NHL	82	19:54	7	22	29	0	113
2007-08	Carolina	NHL	41	19:15	3	9	12	2	74
	Ottawa	NHL	26	16:33	0	2	-9	26	4
2008-09	Columbus	NHL	81	22:53	5	19	24	11	100
CBJ TOTALS			81	22:53	5	19	24	11	100
NHL TOTALS			377	18:01	19	68	87	7	539
AHL TOTALS			233	...	15	60	75	4	568
NCAA TOTALS			96	...	10	20	30	...	382

## REGULAR SEASON

GP	TOI	G	A	PTS	+/-	PIM
29	n/a	0	5	5	n/a	74
39	n/a	5	8	13	n/a	154
28	n/a	5	7	12	n/a	154
20	12:46	1	4	5	5	14
41	n/a	2	5	7	-7	59
37	12:37	0	1	1	-12	30
14	n/a	0	3	3	0	31
6	11:35	0	1	1	2	19
61	n/a	2	9	11	-12	210
7	n/a	0	3	3	1	18
12	15:17	0	0	0	-4	25
37	n/a	5	11	16	-1	75
73	n/a	6	29	35	23	175
72	15:30	3	10	13	12	138
82	19:54	7	22	29	0	113
41	19:15	3	9	12	2	74
26	16:33	0	2	-9	26	4
81	22:53	5	19	24	11	100
81	22:53	5	19	24	11	100
377	18:01	19	68	87	7	539
233	...	15	60	75	4	568
96	...	10	20	30	...	382

## PLAYOFFS

GP	G	A	PTS	PIM
...	...	...	...	...
...	...	...	...	...
...	...	...	...	...
...	...	...	...	...
20	0	2	2	19
...	...	...	...	...
11	1	2	3	18
25	2	2	4	33
...	...	...	...	...
...	...	...	...	...
4	0	2	2	0
4	0	0	0	18
4	0	0	0	18
53	2	6	8	70
11	1	2	3	18
...	...	...	...	...

## V S . T H E N H L

TEAM	GP	G	A	PTS	PIM	TEAM	GP	G	A	PTS	PIM	TEAM	GP	G	A	PTS	PIM
ANA	9	0	1	1	19	DET	8	0	3	3	12	OTT	15	1	3	4	15
ATL	22	1	4	5	38	EDM	9	0	2	2	25	PHI	15	0	2	2	13
BOS	19	1	4	5	23	FLA	22	0	5	5	6	PHX	12	0	0	0	10
BUF	13	1	5	6	14	LA	12	0	2	2	11	PIT	17	1	5	6	29
CGY	6	0	1	1	19	MIN	8	0	1	1	8	SJ	9	0	1	1	13
CAR	4	1	0	1	4	MTL	15	0	2	2	14	STL	11	1	1	2	12
CHI	8	0	2	2	8	NSH	10	1	3	4	20	TB	22	2	0	2	29
COL	7	1	3	4	15	NJ	13	0	4	4	26	TOR	18	2	2	4	18
CBJ	5	0	0	0	9	NYI	16	2	4	6	39	VAN	7	2	2	4	9
DAL	9	0	1	1	11	NYR	15	1	4	5	32	WSH	21	1	1	2	38
												TOT	377	19	68	87	539

HEIGHT: 6-5    WEIGHT: 235    SHOOTS: RIGHT    BORN: NOV. 7, 1979 (FORT SASKATCHEWAN, AB)  
LAST AMATEUR CLUB: NORTH DAKOTA (WCHA)

**2008-09:** Notched 5-19-24, 100 penalty minutes and was +11 in 81 games with Columbus... Led the team and ranked 14th (tied) in the NHL in blocked shots (162) and was 21st in hits (201)... Was second on the club in ice time (22:53), third (tied) in plus/minus rating, while ranking second among club defensemen in goals and points... Made his Blue Jackets debut Oct. 10 at Dallas... Played the 300th game of his NHL career Oct. 17 vs. Nashville... Registered assists in three-straight games Oct. 17-21... Tied a career high in assists and points with 0-2-2 Nov. 5 vs. Edmonton... Matched career high in assists and points with 0-2-2 Nov. 14 at Buffalo... Had 1-2-3 during a three-game point streak Dec. 11-14... Recorded 2-2-4 during a three-game point streak Dec. 31-Jan. 3... Tied his career high in points with 1-1-2 on Jan. 2 at Colorado... Was whistled for his 500th career NHL penalty minute Jan. 13 vs. Colorado... Tied career high in assists and points with 0-2-2 on Jan. 27 vs. Detroit... Missed one game Feb. 7 due to injury... Had assists in back-to-back games Mar. 7-10... **PLAYOFFS:** Was scoreless with 18 penalty minutes in four playoff games... Had 12 penalty minutes in Game 2 of the Western Conference Quarterfinals at Detroit on Apr. 18... **Games lost to injury:** 1... **Multi-point (goal) games:** 4 (0)... **Most Points:** 2 (4x) – Jan. 21 at Calgary, most recent... **Most Goals:** 1 (5x) – Feb. 14 at Carolina, most recent... **Most Assists:** 2 (3x) – Jan. 27 vs. Detroit, most recent... **Most PIM:** 7 – Dec. 18 at Dallas... **Most Shots:** 7 – Dec. 11 vs. Nashville.

**CAREER: 2007-08:** Combined to score 3-11-14, 100 penalty minutes and was -7 in 67 games with Carolina and Ottawa... Recorded 3-9-12, 74 penalty minutes and was +2 in 41 games with the Hurricanes... Had 0-2-2 and 26 penalty minutes in 26 games with the Senators... Missed four games Oct. 6-13 due to a torso injury... Blocked a season-high seven shots Nov. 23 vs. Tampa Bay... Missed 12 games Nov. 24-Dec. 18 due to a broken finger... Had points in back-to-back games Dec. 26-28 and Mar. 22-24... Added 0-2-2 in four playoff games... **2006-07:** Tallied 7-22-29 and 113 penalty minutes in 82 games with Carolina... Set career highs in goals, assists, points and games played... Led team in penalty minutes, blocked shots (141), shorthanded goals (2-tied) and shorthanded points (5-tied)... Led club defensemen in goals, assists and points... Was one of four Hurricanes to play in all 82 games... Ranked second on the club and 10th in the NHL in hits (214)... Scored a three-on-five shorthanded goal Oct. 20 at Buffalo... Played the 200th game of his NHL career Jan. 30 vs. Toronto... Named to Team Canada roster for the World Championships... Notched 0-2-2 and 14 penalty minutes in nine games to help Canada win the gold medal... **2005-06:** Registered 3-10-13, 138 penalty minutes and was +12 in 72 games with Carolina... Led the team and set a career high in penalty minutes... Led club defensemen in plus/minus rating... Played the 100th game of his NHL career Dec. 3 at Phoenix... Added 2-2-4 and 33 penalty minutes in 25 playoff games, helping the Hurricanes win the Stanley Cup... Led the team and was second in the league in hits during the playoffs (55)... **2004-05:** Tallied 6-29-35, 175 penalty minutes and was +23 in 73 games for Lowell (AHL)... Led team defensemen in assists, points and penalty minutes (second overall)... Added 1-2-3 and 18 penalty minutes in 11 playoff games... **2003-04:** Recorded 25 penalty minutes in 12 games with Calgary... Added 0-2-2 and 19 penalty minutes in 20 playoff games, helping the Flames reach the Stanley Cup Final... Made his Stanley Cup playoffs debut Apr. 13 vs. Vancouver... Recorded his first NHL playoff point with an assist Apr. 15 at Vancouver... Had 5-11-16 and 75 penalty minutes in 37 games with Lowell (AHL)... Ranked fourth on the club in penalty minutes... **2002-03:** Registered 0-1-1 and 19 penalty minutes in six games with Calgary... Combined to score 2-12-14 and 228 penalty minutes in 68 games with Cincinnati and St. John (AHL)... Tallied 2-9-11 and 210 penalty minutes in 61 games with Cincinnati... Had 0-3-3 and 18 penalty minutes in seven games with St. John... **2001-02:** Recorded 0-1-1 and 30 penalty minutes in 37 games with New Jersey... Added 0-3-3 and 31 penalty minutes in 14 games with Albany (AHL)... **2000-01:** Tallied 1-4-5, 14 penalty minutes and was +5 in 20 games with New Jersey... First professional season... Made his NHL debut Dec. 22 at Florida... Recorded his first NHL point with a goal Dec. 23 at Tampa Bay (Kevin Weekes)... Had 2-5-7 and 59 penalty minutes in 41 games with Albany (AHL)... **1999-00:** Notched 5-7-12 and 154 penalty minutes in 38 games with North Dakota (WCHA)... Led the league in penalty minutes... Named to WCHA All-Academic Team... Helped the Fighting Sioux win the national championship... **1998-99:** Had 5-8-13 and 154 penalty minutes in 39 games with North Dakota (WCHA)... Helped the club to the league's best regular season record (24-2-2)... Led the league in penalty minutes... Named to the WCHA All-Academic Team... **1997-98:** Tallied 0-5-5 and 74 penalty minutes in 29 games with North Dakota (WCHA) during his freshman season.

**CAREER TRANSACTIONS:** New Jersey's second pick, 42nd overall, in the 1999 Entry Draft... Acquired by Anaheim with Petr Sykora, Jean-Francois Damphousse and Igor Pohanka from New Jersey in exchange for Jeff Friesen, Oleg Tverdokvsky and Maxim Balmochnykh on July 6, 2002... Acquired by Calgary with Jean-Francois Damphousse from Anaheim in exchange for Rob Niedermayer on Mar. 11, 2003... Acquired by Carolina from Calgary in exchange for a third round pick (previously acquired, Calgary selected Gord Baldwin) in the 2005 Entry Draft... Acquired by Ottawa with Cory Stillman from Carolina in exchange for Joe Corvo and Patrick Eaves on Feb. 11, 2008... Signed by Columbus as a free agent on July 1, 2008.





# DEREK DORSETT

15  
RIGHT WING



#### GAME HIGHS

G: 1 (4x), 4/11/09 vs. MIN  
A: 1, 10/30/08 at COL  
PTS: 1 (5x), 4/11/09 vs. MIN  
PIM: 14, 10/14/08 at SJ

#### NHL FIRSTS

GP: 10/11/08 at PHX  
G: 10/21/08 vs. VAN  
A: 10/30/08 at COL

#### BLUE JACKETS FIRSTS

GP: 10/11/08 at PHX  
G: 10/21/08 vs. VAN  
A: 10/30/08 at COL



## CAREER RECORD

YEAR	TEAM	LEAGUE	GP	TOI	G	A	PTS	+/-	PIM
2004-05	Medicine Hat	WHL	51	n/a	5	11	16	11	108
2005-06	Medicine Hat	WHL	68	n/a	25	23	48	14	279
2006-07	Medicine Hat	WHL	61	n/a	19	45	64	17	206
2007-08	Syracuse	AHL	64	n/a	10	8	18	5	289
2008-09	Columbus	NHL	52	8:53	4	1	5	-1	150
	Syracuse	AHL	7	n/a	1	5	6	2	35
CBJ/NHL TOTALS			52	8:53	4	1	5	-1	150
AHL TOTALS			71	...	11	13	24	7	324
WHL TOTALS			180	...	49	79	128	42	593

## REGULAR SEASON

GP	TOI	G	A	PTS	+/-	PIM
51	n/a	5	11	16	11	108
68	n/a	25	23	48	14	279
61	n/a	19	45	64	17	206
64	n/a	10	8	18	5	289
52	8:53	4	1	5	-1	150
7	n/a	1	5	6	2	35
52	8:53	4	1	5	-1	150
71	...	11	13	24	7	324
180	...	49	79	128	42	593

## PLAYOFFS

GP	G	A	PTS	PIM
13	5	1	6	35
13	8	4	12	53
17	8	8	16	56
12	0	1	1	56
3	0	0	0	2
...	...	...	...	...
3	0	0	0	2
12	0	1	1	56
43	21	13	34	144

## V S . T H E N H L

TEAM	GP	G	A	PTS	PIM	TEAM	GP	G	A	PTS	PIM	TEAM	GP	G	A	PTS	PIM
ANA	3	0	0	0	15	DET	2	0	0	0	2	OTT	1	0	0	0	2
ATL	1	0	0	0	2	EDM	2	0	0	0	0	PHI	1	0	0	0	0
BOS	0	0	0	0	0	FLA	1	0	0	0	2	PHX	3	0	0	0	14
BUF	0	0	0	0	0	LA	3	0	0	0	0	PIT	1	0	0	0	10
CGY	3	0	0	0	14	MIN	3	2	0	2	2	SJ	3	0	0	0	19
CAR	0	0	0	0	0	MTL	0	0	0	0	0	STL	5	0	0	0	11
CHI	4	1	0	1	2	NSH	3	0	0	0	11	TB	1	0	0	0	0
COL	3	0	1	1	11	NJ	1	0	0	0	2	TOR	0	0	0	0	0
CBJ	0	0	0	0	0	NYI	0	0	0	0	0	VAN	3	1	0	1	22
DAL	3	0	0	0	7	NYR	1	0	0	0	0	WSH	1	0	0	0	2
												TOT	52	4	1	5	150

HEIGHT: 5-11 WEIGHT: 187 SHOOTS: RIGHT BORN: DEC. 20, 1986 (KINDERSLEY, SK)  
LAST AMATEUR CLUB: MEDICINE HAT (WHL)

**2008-09:** Recorded 4-1-5, 150 penalty minutes and was -1 in 52 games with Columbus... Was second on the club and led NHL rookies in penalty minutes... Ranked 17th (tied) overall in the NHL in penalty minutes... Made his Blue Jackets and NHL debut Oct. 11 at Phoenix... Scored the first goal, game-winning goal and point of his NHL career Oct. 21 vs. Vancouver (Roberto Luongo)... Tallied the first assist of his NHL career on a goal by Andrew Murray Oct. 30 at Colorado... Missed nine games Nov. 28-Dec. 14 due to injury... Had a season-high six shots and scored his second career NHL goal Jan. 10 vs. Minnesota... Missed three games Feb. 10-14 due to injury... Scored a goal Mar. 18 vs. Chicago... Notched 1-5-6, 35 penalty minutes and was +2 in seven games with Syracuse (AHL)... **PLAYOFFS:** Was scoreless with two penalty minutes in three playoff games... Made his Stanley Cup playoffs debut in Game 2 of the Western Conference Quarterfinals at Detroit on Apr. 18... **Games lost to injury:** 12... **Multi-point (goal) games:** 0 (0)... **Most Points:** 1 (5x) – Apr. 11 vs. Minnesota, most recent... **Most Goals:** 1 (4x) – Apr. 11 vs. Minnesota, most recent... **Most Assists:** 1 – Oct. 30 at Colorado... **Most PIM:** 14 – Oct. 14 at San Jose... **Most Shots:** 6 – Jan. 10 vs. Minnesota.


**CAREER: 2007-08:** Collected 10-8-18, 289 penalty minutes and was +5 in 64 games with Syracuse (AHL)... First professional season... Led the Crunch and was third in the AHL in penalty minutes... Had three power play goals... Registered 0-3-3 during a three-game point streak Mar. 19-26... Tallied season highs in goals, assists and points with 2-2-4 Apr. 6 at Rochester... Recorded a season-high 25 penalty minutes Apr. 8 at Lake Erie... Added 0-1-1 and 56 penalty minutes in 12 playoff games... Was second on the club in playoff penalty minutes... Tallied an assist on Trevor Frischmon's overtime, series-winning goal in Game 6 of the Western Conference quarterfinals Apr. 28 vs. Manitoba... Had 29 penalty minutes in Game 3 of the Western Conference semifinals May 6 vs. Toronto... **2006-07:** Notched 19-45-64, 206 penalty minutes and was +17 in 61 games with Medicine Hat (WHL)... Was second on the club in assists and third in points... Had seven power play goals and one shorthanded goal... Ranked third in the WHL in penalty minutes... Added 8-8-16 and 56 penalty minutes in 17 playoff games... Helped the Tigers claim the WHL Championship and advance to the championship game of the Memorial Cup... **2005-06:** Netted 25-23-48, 279 penalty minutes and was +14 in 68 games for Medicine Hat (WHL)... Set career highs in goals and penalty minutes... Added 8-4-12 and 53 penalty minutes in 13 playoff games... Named Tigers Playoff MVP... **2004-05:** Had 5-11-16, 108 penalty minutes and was +11 in 51 games for Medicine Hat (WHL)... Tallied 5-1-6 and 35 penalty minutes in 13 playoff games.

**CAREER TRANSACTIONS:** Columbus' ninth pick, 189th overall, in the 2006 Entry Draft.



# NIKITA FILATOV

28  
LEFT WING



#### GAME HIGHS

G: 3, 1/10/09 vs. MIN  
A: None  
PTS: 3, 1/10/09 vs. MIN  
PIM: None

#### NHL FIRSTS

GP: 10/17/08 vs. NSH  
G: 10/17/08 vs. NSH  
A: None

#### BLUE JACKETS FIRSTS

GP: 10/17/08 vs. NSH  
G: 10/17/08 vs. NSH  
A: None



## CAREER RECORD

YEAR	TEAM	LEAGUE	GP	TOI	G	A	PTS	+/-	PIM
2007-08	CSKA	Russia	5	n/a	0	0	0	-2	0
	CSKA-2	Russia-3	34	n/a	32	34	66	n/a	90
2008-09	Columbus	NHL	8	8:07	4	0	4	3	0
	Syracuse	AHL	39	n/a	16	16	32	0	24
CBJ/NHL TOTALS			8	8:07	4	0	4	3	0
AHL TOTALS			39	...	16	16	32	0	24
RUSSIAN TOTALS			5	...	0	0	0	-2	0
RUSSIA-3 TOTALS			34	...	32	34	66	...	90

## REGULAR SEASON

GP	TOI	G	A	PTS	+/-	PIM
5	n/a	0	0	0	-2	0
34	n/a	32	34	66	n/a	90
8	8:07	4	0	4	3	0
39	n/a	16	16	32	0	24
8	8:07	4	0	4	3	0
39	...	16	16	32	0	24
5	...	0	0	0	-2	0
34	...	32	34	66	...	90

## PLAYOFFS

GP	G	A	PTS	PIM
...	...	...	...	...
...	...	...	...	...
...	...	...	...	...
...	...	...	...	...
...	...	...	...	...
...	...	...	...	...
...	...	...	...	...
...	...	...	...	...

## V S . T H E N H L

TEAM	GP	G	A	PTS	PIM	TEAM	GP	G	A	PTS	PIM	TEAM	GP	G	A	PTS	PIM
ANA	0	0	0	0	0	DET	0	0	0	0	0	OTT	0	0	0	0	0
ATL	0	0	0	0	0	EDM	0	0	0	0	0	PHI	0	0	0	0	0
BOS	0	0	0	0	0	FLA	0	0	0	0	0	PHX	0	0	0	0	0
BUF	0	0	0	0	0	LA	0	0	0	0	0	PIT	0	0	0	0	0
CGY	0	0	0	0	0	MIN	1	3	0	3	0	SJ	0	0	0	0	0
CAR	0	0	0	0	0	MTL	0	0	0	0	0	STL	0	0	0	0	0
CHI	0	0	0	0	0	NSH	2	1	0	1	0	TB	0	0	0	0	0
COL	1	0	0	0	0	NJ	1	0	0	0	0	TOR	0	0	0	0	0
CBJ	0	0	0	0	0	NYI	0	0	0	0	0	VAN	1	0	0	0	0
DAL	0	0	0	0	0	NYR	1	0	0	0	0	WSH	1	0	0	0	0
												TOT	8	4	0	4	0



HEIGHT: 6-0 WEIGHT: 185 SHOOTS: RIGHT BORN: MAY 25, 1990 (MOSCOW, RUS)  
LAST AMATEUR CLUB: CSKA (RUSSIA)

**2008-09:** Collected 4-0-4 and was +3 in eight games with Columbus... Made his Blue Jackets and NHL debut and netted a goal Oct. 17 vs. Nashville (Pekka Rinne)... Became the first rookie in Blue Jackets history to record a hat trick with the club Jan. 10 vs. Minnesota (Josh Harding)... Was 18 years, 230 days at time of hat trick and was one of only two active NHL players to record a hat trick before his 19th birthday... The other was Pittsburgh's Jordan Staal, who holds the NHL record (age 18 years, 153 days vs. Toronto on Feb. 10, 2007)... Missed seven games Jan. 18-Feb. 3 due to injury... Recorded 16-16-32, 24 penalty minutes and was "even" in 39 games with Syracuse (AHL)... Ranked third on the Crunch in goals and was fourth in points... Scored four power play goals... Made his professional debut and scored a goal Oct. 10 at Rochester... Notched 2-1-3 Nov. 8 at Manitoba... Had a season high 0-3-3 Nov. 12 at Albany... Registered 2-6-8 during a four-game point streak Nov. 7-12... Tallied 1-1-2 Dec. 6 at Houston... Missed four games Feb. 13-18 due to illness... Missed seven games Feb. 25-Mar. 8 due to illness... Collected 1-1-2 Mar. 21 vs. Albany... Recorded 1-2-3 Mar. 28 at Lake Erie... Scored a pair of goals Mar. 29 at Toronto... Tallied 8-3-11, six penalty minutes and was +3 in seven games for Russia at the World Junior Championships... Ranked fourth (tied) in the tournament in points while helping Russia win the bronze medal... **Games lost to injury:** 7... **Multi-point (goal) games:** 1 (1)... **Most Points:** 3 – Jan. 10 vs. Minnesota... **Most Goals:** 3 – Jan. 10 vs. Minnesota... **Most Assists:** 0... **Most PIM:** 0... **Most Shots:** 5 – Jan. 10 vs. Minnesota.


**CAREER: 2007-08:** Scored 32-34-66, and 90 penalty minutes in 34 games with CSKA (Russia Jr.)... Saw action in five games with CSKA's Russian Elite League team... Represented Russia at the World Junior Championships... Tallied 4-5-9, 10 penalty minutes and was +7 in seven games to help Team Russia capture the bronze medal... Led the team in assists, points and plus/minus rating... Recorded 3-6-9, 29 penalty minutes and was +1 in six games during the World Under-18 Championships... Served as Russia's captain... Helped Russia win the silver medal... Named to the tournament's All-Star Team... Led his team in assists and points... **2006-07:** Had 4-5-9, six penalty minutes and was +4 in seven games at the World Under-18 Championships... Helped Russia claim the gold medal.

**CAREER TRANSACTIONS:** Columbus' first pick, sixth overall, in the 2008 Entry Draft.



# MATHIEU GARON

32  
GOALTENDER



#### GAME HIGHS

SV: 46, 3/6/04 at LA

SH: 48, 3/6/04 at LA

#### NHL FIRSTS

GP: 10/6/00 at NJ

W: 11/23/00 at ATL

#### BLUE JACKETS FIRSTS

GP: None

W: None

## CAREER RECORD

CAREER RECORD				REGULAR SEASON				PLAYOFFS						
YEAR	TEAM	LEAGUE	GP	W-L-T	MIN	GA	SO	GAA	GP	W-L	MIN	GA	SO	GAA
1995-96	Victoriaville	QMJHL	51	18-27-0	2,709	189	1	4.19	12	7-4	676	38	1	3.39
1996-97	Victoriaville	QMJHL	53	29-18-3	3,032	150	6	2.97	6	2-4	330	23	0	4.18
1997-98	Victoriaville	QMJHL	47	27-18-2	2,802	125	5	2.68	6	2-4	345	22	0	3.82
1998-99	Fredericton	AHL	40	14-22-2	2,222	114	3	3.08	6	1-1	208	12	0	3.47
1999-00	Quebec	AHL	53	17-28-3	2,884	149	2	3.10	1	0-0	20	3	0	8.82
2000-01	Montreal	NHL	11	4-5-1	589	24	2	2.44	...	...	...	...	...	...
	Quebec	AHL	31	16-13-1	1,768	86	1	2.92	8	4-4	459	22	1	2.88
2001-02	Montreal	NHL	5	1-4-0	261	19	0	4.37	...	...	...	...	...	...
	Quebec	AHL	50	21-15-12	2,988	136	2	2.73	3	0-3	198	12	0	3.63
2002-03	Montreal	NHL	8	3-5-0	482	16	2	1.99	...	...	...	...	...	...
	Hamilton	AHL	20	15-2-2	1,150	34	4	1.77	...	...	...	...	...	...
2003-04	Montreal	NHL	19	8-6-2	1,003	38	0	2.27	1	0-0	12	0	0	0.00
2004-05	Manchester	AHL	52	34-14-4	2,969	105	8	2.12	6	2-4	285	17	0	3.58
2005-06	Los Angeles	NHL	63	31-26-3	3,446	185	4	3.22	...	...	...	...	...	...
2006-07	Los Angeles	NHL	32	13-10-6	1,779	79	2	2.66	...	...	...	...	...	...
2007-08	Edmonton	NHL	47	26-18-1	2,658	118	4	2.66	...	...	...	...	...	...
2008-09	Edmonton	NHL	15	6-8-0	814	43	0	3.17	...	...	...	...	...	...
	Pittsburgh	NHL	4	2-1-0	206	10	0	2.91	1	0-0	24	0	0	0.00
NHL TOTALS			204	94-83-13	11,238	532	14	2.84	2	0-0	36	0	0	0.00
AHL TOTALS			246	117-94-24	13,981	624	20	2.68	24	7-12	1,170	66	1	3.39
QMJHL TOTALS			151	74-63-5	8,543	464	12	3.26	24	11-12	1,351	83	1	3.69

## V S . T H E N H L

TEAM	GP	MIN	W-L-OT	GA	SO	GAA	TEAM	GP	MIN	W-L-OT	GA	SO	GAA	TEAM	GP	MIN	W-L-OT	GA	SO	GAA
ANA	15	848	6-6-3	43	1	3.04	DET	7	371	3-4-0	20	0	3.23	OTT	3	72	0-2-0	4	0	1.86
ATL	2	120	2-0-0	0	2	0.00	EDM	8	455	2-5-1	27	0	3.56	PHI	3	179	1-2-0	11	0	3.69
BOS	4	240	3-1-0	7	1	1.75	FLA	5	308	2-2-1	11	0	2.14	PHX	10	508	5-3-1	20	2	2.36
BUF	7	339	1-6-0	19	0	3.36	LA	6	369	4-2-0	18	0	2.93	PIT	2	93	1-1-0	8	0	5.16
CGY	11	657	7-4-0	24	1	2.19	MIN	10	593	5-3-1	27	0	2.73	STL	10	616	8-2-0	26	0	2.53
CAR	3	172	1-2-0	9	1	3.14	MTL	1	59	0-1-0	3	0	3.05	SJ	13	663	2-6-1	40	0	3.61
CHI	9	462	6-3-0	22	0	2.85	NSH	8	416	2-6-0	28	0	4.03	TB	4	200	2-1-0	6	0	1.80
COL	12	573	6-4-0	30	0	3.14	NJ	4	224	1-1-1	8	0	2.14	TOR	3	127	1-1-0	9	0	3.94
CBJ	9	546	6-1-1	21	1	2.30	NYI	3	140	2-0-0	1	1	0.43	VAN	13	756	6-7-0	41	2	3.25
DAL	12	673	5-6-1	36	1	3.21	NYR	2	124	2-0-0	3	0	1.44	WSH	5	269	2-1-1	10	1	2.23
TOT	204	11,238	94-83-13	532	14	2.84	TOT	204	11,238	94-83-13	532	14	2.84							

HEIGHT: 6-2    WEIGHT: 202    CATCHES: RIGHT    BORN: JANUARY 9, 1978 (CHANDLER, QC)  
LAST AMATEUR CLUB: VICTORIAVILLE (QMJHL)

**2008-09:** Combined to go 8-9-0 with a 3.11 goals-against average and .894 save percentage with Edmonton and Pittsburgh... Went 6-8-0 with a 3.17 GAA and .895 SV% in 15 games with the Oilers... Posted three-straight wins Oct. 12-18... Had back-to-back wins Dec. 3-5... Played the 200th game of his NHL career Jan. 16 at Colorado... Went 2-1-0 with a 2.91 GAA and .894 SV% in four games with the Penguins... Made Penguins debut Jan. 31 at Toronto... Had 21 saves to notch first win with Pittsburgh Mar. 15 vs. Boston... Stopped 28 shots and was named game's third star in win Apr. 9 vs. NY Islanders... **PLAYOFFS:** Appeared in one game, stopping all eight shots he faced, in relief of Marc-Andre Fleury in Game 5 of the Stanley Cup Final at Detroit on June 6... **Games lost to injury:** 0... **Most Saves:** 37 – Jan. 16 at Edmonton... **Longest Winning Streak:** 3 – Oct. 12-18... **Longest Regulation Unbeaten Streak:** 3 – Oct. 12-18.

**CAREER: 2007-08:** Was 26-18-1 with a 2.66 GAA, .913 SV% and four shutouts in 47 games with Edmonton... Was ninth (tied) in shutouts in the NHL and was 18th in wins... Won the Oilers Molson Cup Award and named NHL's Second Star for the week ending Jan. 13 after going 3-0-0 with a 1.01 GAA and .968 SV% in three games... Was 14-1 in overtime, including 10-0 in shootouts... Stopped 30-of-32 shots (.938) in the shootout... The 10 shootout wins tie him with Ryan Miller (Buffalo, 2006-07) and Martin Brodeur (New Jersey, 2006-07) for the NHL record for most shootout wins in a season... Tied a career high in shutouts... Stopped all 29 shots he faced Nov. 14 at Vancouver... Had a four-game win streak Jan. 5-13... Faced two penalty shots, stopping Shane Doan Jan. 10 vs. Phoenix and allowed his first penalty shot goal as Eric Staal scored Jan. 18 at Carolina... Had a season high 40 saves, including 21 in the third period, Feb. 6 vs. Chicago... Posted wins in four-straight games Feb. 24-Mar. 2... Missed the season's final 11 games... Was a member of the silver medal winning Team Canada at the World Championships... **2006-07:** Posted a 13-10-6 record with a 2.66 GAA, .907 SV% and two shutouts in 32 games with Los Angeles... Led the club in wins, GAA, SV%, shutouts and games played... Posted a shutout with 40 saves Oct. 19 at Phoenix... Stopped all 26 shots he faced Jan. 3 vs. Columbus... Had a four-game win streak Mar. 12-23... Missed a total of 21 games due to injury... **2005-06:** Went 31-26-3 with a 3.22 GAA, .894 SV% and four shutouts in 63 games with Los Angeles... Set career highs in games, wins and shutouts... Became the fourth goaltender in Kings history to win 30-or-more games in a season... Ranked 10th in the NHL in wins... Named NHL Defensive Player of the Month for December with a 9-3-0 record, 2.40 GAA and .924 SV% in 12 games... Posted back-to-back shutouts Apr. 1-3... Played the 100th game of his NHL career Mar. 30 at Edmonton... **2004-05:** Posted a 34-14-4 record with a 2.12 GAA, .927 SV% and eight shutouts in 52 games with Manchester (AHL)... Led club in games played, wins and shutouts... Ranked second in the AHL in shutouts and was sixth in wins... Named to the AHL All-Star Classic... Went 2-4 with a 3.58 GAA in six playoff games... **2003-04:** Went 8-6-2 with a 2.27 GAA and .921 SV% in 19 games with Montreal... Had a five-game winning streak Jan. 13-Mar. 6... Faced a career high 48 shots Mar. 6 at Los Angeles... Appeared in one playoff game... **2002-03:** Was 3-5-0 with a 1.99 GAA, .940 SV% and two shutouts in eight games with Montreal... Posted a shutout with 25 saves Feb. 9 vs. Washington... Stopped all 33 shots he faced Mar. 31 vs. Carolina... Went 15-2-2 with a 1.77 GAA, .937 GAA and four shutouts in 20 games with Hamilton (AHL)... **2001-02:** Posted a 1-4-0 record with 4.37 GAA and .871 SV% in five games with Montreal... Was 21-15-12 with a 2.73 GAA, .918 SV% and two shutouts in 50 games with Hamilton (AHL)... Went 0-3 with a 3.63 GAA in three playoff games... **2000-01:** Had a 4-5-1 record with a 2.44 GAA, .897 SV% and two shutouts in 11 games with Montreal... Made his NHL debut in a relief appearance Oct. 6 at New Jersey... Earned the first win and shutout of his NHL career in his first career start Nov. 23 at Atlanta... Posted a shutout Jan. 12 at Atlanta... Joined Roman Cechmanek as the only two goaltenders in 2000-01 to win their first two NHL games by recording shutouts... Was 16-13-1 with a 2.92 GAA, .920 SV% and one shutout in 31 games with Quebec (AHL)... Named to Canadian Team for the AHL All-Star Classic... Went 4-4 with a 2.88 GAA and one shutout in eight playoff games... **1999-00:** Posted a 17-28-3 record with a 3.10 GAA, .898 SV% and two shutouts in 53 games with Quebec (AHL)... Led the club in games played... Appeared in one playoff game... **1998-99:** Was 14-22-2 with a 3.08 GAA, .904 SV% and three shutouts in 40 games with Fredericton (AHL)... First professional season... Was 1-1 with a 3.47 GAA in six playoff games... **1997-98:** Went 27-18-12 with a 2.68 GAA, .909 SV% and five shutouts in 47 games with Victoriaville (QMJHL)... Named Canadian Major Junior Goaltender of the Year... Named to the CHL First All-Star Team and was a First Team QMJHL All-Star... Went 2-4 with a 3.82 GAA in six playoff games... Was 2-3-0 with a 1.91 GAA and two shutouts in five games for Team Canada at World Junior Championships... **1996-97:** Posted a 29-18-3 record with a 2.97 GAA, .902 SV% and six shutouts in 53 games with Victoriaville (QMJHL)... Went 2-4 with a 4.18 GAA in six playoff games... **1995-96:** Had an 18-27-0 record with a 4.19 GAA, .875 SV% and one shutout in 51 games with Victoriaville (QMJHL)... Named the QMJHL Defensive Rookie of the Year... Named to the QMJHL All-Rookie team... Went 7-4 with a 3.39 GAA and one shutout in 12 playoff games.


**CAREER TRANSACTIONS:** Montreal's second pick, 44th overall, in the 1996 Entry Draft... Acquired by Los Angeles with San Jose's third round pick (previously acquired, Los Angeles selected Paul Baier) in the 2004 Entry Draft from Montreal for Radek Bonk and Cristobal Huet on June 26, 2004... Signed as a free agent by Edmonton on July 3, 2007... Acquired by Pittsburgh from Edmonton for Dany Sabourin, Ryan Stone and Pittsburgh's fourth round pick in the 2011 Entry Draft on January 17, 2009... Signed as a free agent by Columbus on July 1, 2009.





# JAN HEJDA

8  
DEFENSE



#### GAME HIGHS

G: 1 (4x), 3/24/09 at TB  
A: 2 (5x), 2/10/09 vs. COL  
PTS: 2 (5x), 2/10/09 vs. COL  
PIM: 6, 3/2/08 at EDM

#### NHL FIRSTS

GP: 11/3/06 vs. DAL  
G: 1/8/07 at LA  
A: 11/10/06 at CBJ

#### BLUE JACKETS FIRSTS

GP: 10/5/07 vs. ANA  
G: 10/30/08 at COL  
A: 10/10/07 vs. PHX



## CAREER RECORD

YEAR	TEAM	LEAGUE	GP	TOI	G	A	PTS	+/-	PIM
1997-98	Slavia Praha	Czech	44	n/a	2	5	7	n/a	51
1998-99	Slavia Praha	Czech	34	n/a	1	2	3	n/a	38
1999-00	Slavia Praha	Czech	26	n/a	1	2	3	-7	14
	Havírov Femax	Czech	7	n/a	0	2	2	3	6
	Stadion Liberec	Czech-2	1	n/a	0	0	0	-1	4
2000-01	Slavia Praha	Czech	38	n/a	2	6	8	12	70
	SK Kadan	Czech-2	8	n/a	1	0	1	-3	6
2001-02	Slavia Praha	Czech	42	n/a	9	8	17	24	52
2002-03	Slavia Praha	Czech	52	n/a	6	11	17	18	44
	Czech Republic	WC	9	n/a	0	0	0	2	4
2003-04	CSKA Moscow	Russia	60	n/a	1	5	6	-1	26
	Czech Republic	WC	7	n/a	1	1	2	5	8
2004-05	CSKA Moscow	Russia	60	n/a	2	11	13	0	59
	Czech Republic	WC	9	n/a	0	0	0	2	2
2005-06	Mytishi Khimik	Russia	50	n/a	3	12	15	8	56
	Czech Republic	WC	9	n/a	0	0	0	2	4
2006-07	Edmonton	NHL	39	20:23	1	8	9	-6	20
	Hamilton	AHL	5	n/a	0	3	3	6	21
2007-08	Columbus	NHL	81	21:07	0	13	13	20	61
2008-09	Columbus	NHL	82	22:22	3	18	21	23	38
CBJ TOTALS			163	...	3	31	34	43	99
NHL TOTALS			202	21:29	4	39	43	37	119
AHL TOTALS			5	...	0	3	6	21	...
CZECH ELITE TOTALS			243	...	21	36	57	...	275

## REGULAR SEASON

GP	TOI	G	A	PTS	+/-	PIM
44	n/a	2	5	7	n/a	51
34	n/a	1	2	3	n/a	38
26	n/a	1	2	3	-7	14
7	n/a	0	2	2	3	6
1	n/a	0	0	0	-1	4
38	n/a	2	6	8	12	70
8	n/a	1	0	1	-3	6
42	n/a	9	8	17	24	52
52	n/a	6	11	17	18	44
9	n/a	0	0	0	2	4
60	n/a	1	5	6	-1	26
7	n/a	1	1	2	5	8
60	n/a	2	11	13	0	59
9	n/a	0	0	0	2	2
50	n/a	3	12	15	8	56
9	n/a	0	0	0	2	4
39	20:23	1	8	9	-6	20
5	n/a	0	3	3	6	21
81	21:07	0	13	13	20	61
82	22:22	3	18	21	23	38
163	...	3	31	34	43	99
202	21:29	4	39	43	37	119
5	...	0	3	6	21	...
243	...	21	36	57	...	275

## PLAYOFFS

GP	G	A	PTS	PIM
5	0	0	0	6
...	...	...	...	...
...	...	...	...	...
...	...	...	...	...
11	3	0	3	12
...	...	...	...	...
9	1	1	2	14
17	5	8	13	12
...	...	...	...	...
...	...	...	...	...
...	...	...	...	...
...	...	...	...	...
9	2	3	5	24
...	...	...	...	...
...	...	...	...	...
...	...	...	...	...
...	...	...	...	...
3	0	0	0	2
...	...	...	...	...
3	0	0	0	2
...	...	...	...	...
3	0	0	0	2
42	9	9	18	44

## V S . T H E N H L

TEAM	GP	G	A	PTS	PIM	TEAM	GP	G	A	PTS	PIM	TEAM	GP	G	A	PTS	PIM
ANA	10	0	2	2	8	DET	16	0	1	1	10	OTT	3	0	0	0	0
ATL	3	0	0	0	2	EDM	8	0	0	0	10	PHI	1	1	0	1	2
BOS	3	0	0	0	2	FLA	3	0	1	1	0	PHX	9	0	3	3	4
BUF	3	0	0	0	0	LA	10	1	3	4	4	PIT	2	0	0	0	0
CGY	12	0	4	4	6	MIN	12	0	0	0	12	STL	15	0	4	4	14
CAR	2	0	1	1	2	MTL	3	0	2	2	4	SJ	10	0	3	3	10
CHI	15	0	2	2	10	NSH	14	0	1	1	9	TB	3	1	0	1	2
COL	10	1	4	5	2	NJ	1	0	0	0	0	TOR	3	0	0	0	4
CBJ	3	0	1	1	0	NYI	2	0	0	0	0	VAN	12	0	5	5	0
DAL	10	0	2	2	2	NYR	1	0	0	0	0	WSH	3	0	0	0	0
												TOT	202	4	39	43	119

HEIGHT: 6-3 WEIGHT: 229 SHOOTS: LEFT BORN: JUNE 18, 1978 (PRAGUE, CZE)  
LAST AMATEUR CLUB: SK KADAN (CZECH)

**2008-09:** Registered 3-18-21, 38 penalty minutes and was +23 in 82 games with Columbus... Ranked second on the club and 19th (tied) in the NHL in blocked shots (157)... Broke the franchise record he set for plus/minus rating and ranked tied for seventh among NHL defensemen in the category... Was 20th overall in the NHL in plus/minus rating... Set career highs in goals, assists, points and games played... Was third on the club in ice time (22:22), while ranking third among club defensemen in points... Was one of three players to play in all 82 games (Fedor Tyutin, R.J. Umberger)... Scored his first goal as a Blue Jacket and second of his NHL career Oct. 30 at Colorado... Registered his first multi-point game of the season with 0-2-2 Nov. 7 vs. Montreal... Had points in back-to-back games Nov. 7-8... Netted the game-winning goal Dec. 27 vs. Philadelphia... Tied a Blue Jackets single-game record with a +4 plus/minus rating Jan. 2 at Colorado... Registered points in back-to-back games Feb. 7-10... Earned his second multi-point game of the season with 0-2-2 Feb. 10 vs. Colorado... Tallied points in back-to-back games Mar. 24-26... **PLAYOFFS:** Collected two penalty minutes in three playoff games... Was injured in Game 3 of the Western Conference Quarterfinals vs. Detroit on Apr. 21 and missed Game 4... **Games lost to injury:** 0... **Multi-point (goal) games:** 2 (0)... **Most Points:** 2 (2x) – Feb. 9 vs. Colorado, most recent... **Most Goals:** 1 (3x) – Mar. 24 at Tampa Bay, most recent... **Most Assists:** 2 (2x) – Feb. 9 vs. Colorado, most recent... **Most PIM:** 4 – Feb. 3 vs. St. Louis... **Most Shots:** 5 – Feb. 19 at Toronto.

**CAREER: 2007-08:** Registered 0-13-13, 61 penalty minutes and was +20 in 81 games with Columbus... Set career highs in penalty minutes and shots (71)... Led the team in plus/minus rating... Ranked 10th (tied) among NHL defenseman and 24th (tied) overall in plus/minus rating... Was third on the club in time on ice average (21:07) and played in 20 or more minutes in 56-of-81 games... Ranked second among club defensemen in assists and penalty minutes... Had a plus/minus rating of +14 from Feb. 15-Mar. 18... Played the 100th game of his NHL career Feb. 19 at Toronto... Had 1-0-1 in seven games for the Czech Republic at the World Championships... **2006-07:** Tallied 1-8-9 and 20 penalty minutes in 39 games with Edmonton... First season in North America... Missed the season's final 15 games due to a shoulder injury... Registered the first point of his NHL career with an assist on Joffrey Lupul's goal Nov. 10 at Columbus... Scored the first goal (game-winner) of his NHL career Jan. 8 at Los Angeles (Dwayne Roloson)... Had 0-2-2 Feb. 6 vs. Vancouver for his first career multi-point game... Recorded 0-3-3 and 21 penalty minutes and was +6 in five games with Hamilton (AHL)... **2005-06:** Registered 3-12-15, 56 penalty minutes and was +8 in 56 games with Mytishi Khimik (Russia)... Added 2-3-5 and 24 penalty minutes in nine playoff games... Helped the Czech Republic win the silver medal at the World Championships... **2004-05:** Tallied 2-11-13 and 59 penalty minutes in 60 games with CSKA Moscow (Russia)... Helped Czech Republic claim the gold medal at the World Championships... **2003-04:** Tallied 1-5-6 and 26 penalty minutes in 60 games with CSKA Moscow (Russia)... Represented Czech Republic at the World Championships... **2002-03:** Registered 6-11-17, 44 penalty minutes and was +18 in 52 games with Slavia Praha (Czech)... Helped the club win the Czech Elite League championship... Led all defensemen in play-off scoring with 5-8-13 in 17 games... Represented Czech Republic at the World Championships... **2001-02:** Tallied 9-8-17, 52 penalty minutes and was +52 in 42 games with Slavia Praha (Czech)... Added 1-1-2 and 14 penalty minutes in nine playoff games... **2000-01:** Collected 2-6-8, 70 penalty minutes and was +12 in 38 games with Slavia Praha (Czech)... Had 1-0-1 and six penalty minutes in eight games with SK Kadan (Czech-2)... **1999-00:** Notched 1-2-3 and 14 penalty minutes in 26 games with Slavia Praha (Czech)... Began the season with Havirov Femax (Czech)... Collected 0-2-2, six penalty minutes and was +3 in seven games... **1998-99:** Had 1-2-3 and 38 penalty minutes in 34 games with Slavia Praha (Czech)... **1997-98:** Tallied 2-5-7 and 51 penalty minutes in 44 games with Slavia Praha (Czech)... Added six penalty minutes in five playoff games.

**CAREER TRANSACTIONS:** Buffalo's fourth pick, 106th overall, in the 2003 Entry Draft... Acquired by Edmonton from Buffalo in exchange for a seventh round pick (Nick Eno) in the 2007 Entry Draft on July 10, 2006... Signed by Columbus as a free agent on July 5, 2007.



# KRISTIAN HUSELIUS

20  
LEFT WING



## GAME HIGHS

G: 3, 12/13/07 at TB  
A: 4 (2x), 3/26/09 vs. CGY  
PTS: 5 (2x), 12/16/07 at STL  
PIM: 6 (2x), 2/29/08 at ANA

## NHL FIRSTS

GP: 10/4/01 at PHI  
G: 10/4/01 at PHI  
A: 10/24/01 vs. WSH

## BLUE JACKETS FIRSTS

GP: 10/10/08 at DAL  
G: 10/10/08 at DAL  
A: 10/17/08 vs. NSH



## CAREER RECORD

YEAR		TEAM	LEAGUE	GP	TOI	G	A	PTS	+/-	PIM	PLAYOFFS				
GP	TOI	G	A	PTS	+/-	PIM	GP	G	A	PTS	PIM				
1994-95		Hammarby Jr.	Sweden-Jr.	17	n/a	6	2	8	n/a	2	...	...	...	...	...
1995-96		Hammarby Jr.	Sweden-Jr.	25	n/a	13	8	21	n/a	14	...	...	...	...	...
		Hammarby	Sweden-2	6	n/a	1	0	1	n/a	0	...	...	...	...	...
1996-97		Farjestad	Sweden	13	n/a	2	0	2	2	4	5	1	0	1	0
1997-98		Farjestad	Sweden	34	n/a	2	1	3	0	2	11	0	0	0	0
		Farjestad	EuroHL	5	n/a	2	3	5	n/a	0	...	...	...	...	...
1998-99		Farjestad	Sweden	28	n/a	4	4	8	-5	4	...	...	...	...	...
		Farjestad	EuroHL	6	n/a	2	2	4	n/a	8	1	0	0	0	0
		Frolunda	Sweden	20	n/a	2	2	4	1	2	4	1	0	1	0
1999-00		Frolunda	Sweden	50	n/a	21	23	44	4	20	5	2	2	4	8
2000-01		Frolunda	Sweden	49	n/a	32	35	67	15	26	5	4	5	9	14
2001-02		Florida	NHL	79	16:55	23	22	45	-4	14	...	...	...	...	...
2002-03		Florida	NHL	78	17:20	20	23	43	-4	20	...	...	...	...	...
2003-04		Florida	NHL	76	14:14	10	21	31	-6	24	...	...	...	...	...
2004-05		Linkopings	Sweden	34	n/a	14	35	49	20	10	...	...	...	...	...
		Rapperswill	Swiss	...	...	...	...	...	...	...	4	1	3	4	2
2005-06		Florida	NHL	24	14:44	5	3	8	-11	4	...	...	...	...	...
		Calgary	NHL	54	14:55	15	24	39	2	36	7	2	4	6	4
2006-07		Calgary	NHL	81	17:23	34	43	77	21	26	6	0	2	2	4
2007-08		Calgary	NHL	81	17:41	25	41	66	10	40	7	0	4	4	6
2008-09		Columbus	NHL	74	19:31	21	35	56	1	44	4	1	1	2	4
		CBJ TOTALS		74	19:31	21	35	56	1	44	4	1	1	2	4
		NHL TOTALS		547	16:50	153	212	365	7	208	24	3	11	14	18
		SWEDEN TOTALS		228	...	77	100	177	37	68	30	8	7	15	22

## V S . T H E N H L

TEAM	GP	G	A	PTS	PIM	TEAM	GP	G	A	PTS	PIM	TEAM	GP	G	A	PTS	PIM
ANA	20	8	5	13	18	DET	17	5	4	9	6	OTT	16	2	6	8	10
ATL	18	6	6	12	4	EDM	29	9	13	22	14	PHI	17	7	3	10	4
BOS	16	1	6	7	10	FLA	3	0	1	1	2	PHX	17	5	8	13	8
BUF	16	5	5	10	4	LA	19	9	10	19	10	PIT	17	8	16	24	2
CGY	6	2	4	6	6	MIN	27	5	9	14	14	SJ	17	2	11	13	8
CAR	20	6	7	13	4	MTL	17	1	5	6	0	STL	19	6	10	16	14
CHI	20	8	16	14	12	NSH	21	9	12	21	4	TB	20	3	7	10	8
COL	29	8	12	20	4	NJ	16	0	6	6	2	TOR	16	2	2	4	2
CBJ	13	2	7	9	2	NYI	18	6	4	10	2	VAN	29	12	12	24	12
DAL	19	6	6	12	8	NYR	18	5	5	10	6	WSH	19	5	4	9	8
												TOT	547	153	212	365	208



HEIGHT: 6-2    WEIGHT: 184    SHOOTS: LEFT    BORN: NOV. 10, 1978 (OSTERHANINGE, SWE)  
LAST AMATEUR CLUB: HAMMARBY (SWEDEN)

**2008-09:** Recorded 21-35-56, 44 penalty minutes and was +1 in 74 games with Columbus... Was second on the club in points, assists and multi-point games, while ranking third in goals... Was second among club forwards in ice time (19:31)... Scored a goal in his Blue Jackets debut Oct. 10 at Dallas... Had 2-4-6 during a four-game point streak Oct. 14-21... Missed one game Nov. 8 due to injury... Notched 3-2-5 during a five-game point streak Nov. 15-26... Tallied 1-1-2 and the game-winning goal Dec. 1 vs. Vancouver... Played the 500th game of his NHL career Dec. 11 vs. Nashville... Scored two goals Jan. 2 at Colorado... Missed two games Jan. 6-9 due to injury... Registered 1-2-3 Jan. 13 vs. Colorado... Netted 1-7-8 during a five-game point streak Jan. 13-27... Missed one game Jan. 21 due to injury... Registered the 200th assist of his NHL career Feb. 7 vs. San Jose... Scored goals in back-to-back games Feb. 19-21... Scored goals in back-to-back games Mar. 12-13... Tied a single-game career high with 0-4-4 Mar. 26 vs. Calgary, the second four-assist game of his career... **PLAYOFFS:** Added 1-1-2 and four penalty minutes in four playoff games... Ranked second (tied) on the club in playoff goals and was third in playoff points... **Games lost to injury:** 8... **Multi-point (goal) games:** 11 (2)... **Most Points:** 4 – Mar. 26 vs. Calgary... **Most Goals:** 2 (2x) – Feb. 14 at Carolina, most recent... **Most Assists:** 4 – Mar. 26 vs. Calgary... **Most PIM:** 4 (2x) – Mar. 26 vs. Calgary, most recent... **Most Shots:** 7 (2x) – Mar. 28 at St. Louis, most recent.

**CAREER: 2007-08:** Tallied 25-41-66, 40 penalty minutes and was +10 in 81 games with Calgary... Set career highs in games played (tied) and penalty minutes... Ranked second on the club in points and game-winning goals (5) and was third in goals and assists... Played the 400th game of his NHL career Oct. 20 vs. Edmonton... Recorded career highs in goals and points (tied) with 3-2-5 and was +5 Dec. 13 at Tampa Bay... Set a career high in assists and points (tied) with 1-4-5 Dec. 16 at St. Louis... Had 5-8-13 during a four-game point streak Dec. 13-18... Named NHL's Second Star of the Week for Dec. 31-Jan. 6 after recording 4-5-9, including two game-winning goals... Recorded 0-6-6 during a five-game assist streak Feb. 9-19... Added 0-4-4 and six penalty minutes in seven playoff games... **2006-07:** Registered 34-43-77, 26 penalty minutes and was +21 in 81 games with Calgary... Set career highs in goals, assists, points, plus/minus rating and games played (tied)... Ranked second on the club in goals and shooting percentage (19.7), third in points and was fourth in assists... Was third in the NHL in shooting percentage... Recorded 20 multi-point games... Calgary went 18-7-4 when he scored a goal... Recorded the 100th assist of his career Dec. 5 vs. Carolina... Tallied the 200th point of his career Jan. 11 at Colorado... Had the third-longest point streak in the NHL that season with 10-11-21 during a 16-game streak from Jan. 9-Feb. 10... Scored the 100th goal of his career Feb. 17 vs. Colorado... Added 0-2-2 and four penalty minutes in six playoff games... **2005-06:** Combined to score 20-27-47 and 40 penalty minutes in 78 games with Florida and Calgary... Had 5-3-8 and four penalty minutes in 24 games with the Panthers... Notched 15-24-39, 36 penalty minutes and was +2 with the Flames... Ranked third on Calgary in goals, fourth in points and was fifth in power play goals (8) and assists (tied)... Played the 300th game of his career Mar. 26 at Dallas... Added 2-4-6 and four penalty minutes in seven playoff games... Was second on the club in playoff points (tied), assists and goals (tied)... Made his Stanley Cup playoffs debut Apr. 21 vs. Anaheim... **2004-05:** Tallied 14-35-49, 10 penalty minutes and was +20 in 34 games with Linköping (Sweden)... Led the club in assists and points and was third in goals... Added 1-3-4 and two penalty minutes in four playoff games with Rapperswil (Swiss)... **2003-04:** Registered 10-21-31 and 24 penalty minutes in 76 games with Florida... Scored a goal on his first shot of the season Oct. 9 vs. Carolina... Marked the third-consecutive season he scored a goal on his first shot of the season... Recorded the 100th point of his career Dec. 23 at Toronto... **2002-03:** Netted 20-23-43 and 20 penalty minutes in 78 games with Florida... Was third on the club in goals, assists and points... Tied for the league lead in game-tying goals (3)... **2001-02:** Tallied 23-22-45 and 14 penalty minutes in 79 games during his rookie season with Florida... Was a finalist for the Calder Trophy (Rookie of the Year)... Selected to the NHL All-Rookie Team... Led the Panthers in goals, while ranking second in assists (tied) and points... Ranked third among NHL rookies in goals, points, power play goals (6) and was fifth in shots (tied)... Named NHL Rookie of the Month for October after recording 9-2-11 during the month... Scored his first NHL goal on his first shot in his first NHL game Oct. 4 at Philadelphia (Roman Cechmanek)... Tallied his first NHL assist and added a goal Oct. 24 vs. Washington... Had seven goals during a five-game goal streak Oct. 24-31... Streak was the longest among NHL rookies that season... Selected to play in inaugural NHL YoungStars Game at All-Star Weekend in Los Angeles and scored two goals... Tallied 5-6-11 in nine games for Team Sweden at the World Championships... Was second in the tournament in points and third in goals (tied)... Helped Sweden win the bronze medal... **2000-01:** Recorded 32-35-67, 26 penalty minutes and was +15 in 49 games with Frolunda (Sweden)... Led the Swedish Elite League in goals, assists, points, power play goals (10), shorthanded goals (5) and game-winning goals (9)... Marked the first time in Swedish League history that a player led all six categories in one season... Added 4-5-9 and 14 penalty minutes in five playoff games... Led club in scoring... Recorded 2-3-5 in nine games for Sweden at the World Championships... Helped Sweden win the bronze medal... **1999-00:** Collected 21-23-44, 20 penalty minutes and was +4 in 50 games with Frolunda (Sweden)... Led club in goals and points... Added 2-2-4 and eight penalty minutes in five playoff games... Notched 4-1-5 and four penalty minutes in seven games for Sweden at the World Championships... **1998-99:** Recorded 4-4-8 and four penalty minutes in 28 games with Farjestad (Sweden)... Added 2-2-4 and two penalty minutes in 20 games with Frolunda (Sweden)... Had 1-0-1 in four playoff games... Played in two games for Sweden at the World Junior Championships... **1997-98:** Notched 2-1-3 and two penalty minutes in 34 games with Farjestad (Sweden)... Was scoreless in 11 playoff games... Tallied 1-4-5 and four penalty minutes in six games at the World Junior Championships... **1996-97:** Had 2-0-2, four penalty minutes and was +2 in 13 games with Farjestad (Sweden).

**CAREER TRANSACTIONS:** Florida's second pick, 47th overall, in the 1997 Entry Draft... Acquired by Calgary from Florida in exchange for Steve Montador and Dustin Johner on Dec. 2, 2005... Signed by Columbus as a free agent on July 2, 2008.



# ROSTISLAV KLESLA

97  
DEFENSE



#### GAME HIGHS

G: 2 (2x), 1/5/07 at ANA  
A: 3, 1/28/06 vs. NSH  
PTS: 3, 1/28/06 vs. NSH  
PIM: 15, 11/9/05 vs. STL

#### NHL FIRSTS

GP: 10/7/00 vs. CHI  
G: 10/12/00 at CGY  
A: 10/14/01 at CHI

#### BLUE JACKETS FIRSTS

GP: 10/7/00 vs. CHI  
G: 10/12/00 at CGY  
A: 10/14/01 at CHI

## CAREER RECORD

YEAR	TEAM	LEAGUE	GP	TOI	G	A	PTS	+/-	PIM
1997-98	HC Opava	Czech	46	n/a	13	16	29	n/a	87
1998-99	Sioux City	USHL	54	n/a	4	12	16	n/a	100
1999-00	Brampton	OHL	67	n/a	16	29	45	3	174
2000-01	Columbus	NHL	8	18:25	2	0	2	-1	6
	Brampton	OHL	45	n/a	18	36	54	22	59
2001-02	Columbus	NHL	75	18:52	8	8	16	-6	74
2002-03	Columbus	NHL	72	18:45	2	14	16	-22	71
2003-04	Columbus	NHL	47	18:19	2	11	13	-16	27
2004-05	HC Vsetin	Czech	41	n/a	7	17	24	3	136
	Hameenlinna	Finland	9	n/a	1	2	3	n/a	12
2005-06	Columbus	NHL	51	21:26	6	13	19	-4	75
2006-07	Columbus	NHL	75	22:54	9	13	22	-13	105
2007-08	Columbus	NHL	82	23:12	6	12	18	7	60
2008-09	Columbus	NHL	34	20:58	1	8	9	2	38
CBJ/NHL TOTALS			444	20:43	36	79	115	-53	456
OHL TOTALS			112	...	34	65	99	25	233

## REGULAR SEASON

GP	TOI	G	A	PTS	+/-	PIM
46	n/a	13	16	29	n/a	87
54	n/a	4	12	16	n/a	100
67	n/a	16	29	45	3	174
8	18:25	2	0	2	-1	6
45	n/a	18	36	54	22	59
75	18:52	8	8	16	-6	74
72	18:45	2	14	16	-22	71
47	18:19	2	11	13	-16	27
41	n/a	7	17	24	3	136
9	n/a	1	2	3	n/a	12
51	21:26	6	13	19	-4	75
75	22:54	9	13	22	-13	105
82	23:12	6	12	18	7	60
34	20:58	1	8	9	2	38
444	20:43	36	79	115	-53	456
112	...	34	65	99	25	233

## PLAYOFFS

GP	G	A	PTS	PIM
...	...	...	...	...
6	1	1	2	21
9	2	9	11	26
...	...	...	...	...
9	0	2	2	4
...	...	...	...	...
4	0	1	1	0
4	0	1	1	0
15	3	10	13	47

## V S . T H E N H L

TEAM	GP	G	A	PTS	PIM	TEAM	GP	G	A	PTS	PIM	TEAM	GP	G	A	PTS	PIM	
ANA	21	3	4	7	20	DET	37	3	5	8	28	OTT	4	0	1	1	10	
ATL	5	0	1	1	2	EDM	20	2	3	5	20	PHI	5	0	0	0	13	
BOS	5	0	2	2	0	FLA	6	0	1	1	6	PHX	23	2	2	4	28	
BUF	8	1	5	6	4	LA	24	0	2	2	20	PIT	8	1	1	2	17	
CGY	21	3	4	7	35	MIN	19	3	1	4	14	STL	35	4	8	12	53	
CAR	4	1	1	2	0	MTL	6	0	0	0	8	SJ	25	2	4	6	22	
CHI	34	4	9	13	44	NSH	37	2	12	14	31	TB	7	1	0	1	2	
COL	24	1	1	2	15	NJ	5	1	1	2	2	TOR	5	0	1	1	2	
CBJ	0	0	0	0	0	NYI	3	0	0	0	6	VAN	21	2	2	4	18	
DAL	18	0	4	4	24	NYR	8	0	1	1	12	WSH	6	0	3	3	0	
													TOT	444	36	79	115	456

HEIGHT: 6-3    WEIGHT: 220    SHOOTS: LEFT    BORN: MAR. 21, 1982 (NOVY JICIN, CZE)  
LAST AMATEUR CLUB: BRAMPTON (OHL)

**2008-09:** Notched 1-8-9, 38 penalty minutes and was +2 in 34 games with Columbus... Tallied his first goal of the season Oct. 25 at Minnesota... Played in 100-consecutive games Mar. 27, 2007-Nov. 1, 2008... Streak ended when he missed the Nov. 3 contest at NY Islanders... Missed four games Nov. 3-8 due to injury... Missed 16 games Nov. 15-Dec. 20 due to injury... Missed 11 games Jan. 6-31 due to injury... Missed 11 games Feb. 13-Mar. 5 due to injury... Missed six games Mar. 29-Apr. 10 due to injury... **PLAYOFFS:** Added 0-1-1 in four playoff games... Made his Stanley Cup playoffs debut in Game 1 of the Western Conference Quarterfinals at Detroit on Apr. 16... Registered his first career playoff point with an assist (Rick Nash goal) in Game 4 of the Western Conference Quarterfinals vs. Detroit on Apr. 23... **Games lost to injury:** 49... **Multi-point (goal) games:** 0 (0)... **Most Points:** 1 (8x) – Mar. 18 vs. Chicago, most recent... **Most Goals:** 1 – Oct. 25 at Minnesota... **Most Assists:** 1 (7x) – Mar. 18 vs. Chicago, most recent... **Most PIM:** 7 – Mar. 26 vs. Calgary... **Most Shots:** 6 – Nov. 1 vs. Chicago.


**CAREER: 2007-08:** Collected 6-12-18 and 60 penalty minutes and was +7 in 82 games with Columbus... Was one of two Blue Jackets to play in all 82 games (Nikolai Zherdev)... Set career highs in plus/minus rating, power play goals (3) and time on ice average (23:12)... Led the club in time on ice average and logged 20 or more minutes in 78-of-82 games... Ranked second on the club in plus/minus rating and was tied for fourth in power play goals... Was second among Blue Jackets' defensemen in goals, points, plus/minus rating, power play goals and shots (130)... Played in a Blue Jackets' season-high (overtime game) 31:45 of action Mar. 30 at Chicago... Tied a franchise record when he was +4 Mar. 9 vs. Tampa Bay, becoming the fifth player in club history to do so... Became the second player to play in 400 games as a Blue Jacket (David Vyborny) on Mar. 16 vs. Detroit... Collected the 100th point of his NHL career with a goal Jan. 17 at Phoenix... **2006-07:** Collected 9-13-22 and 105 penalty minutes in 75 games with Columbus... Led team defensemen in goals... Set career-highs in goals and points... Was fourth on the team in penalty minutes and fifth in shots (159)... Did not play in the first two games of the season – suspended... Netted his first career multi-goal game with 2-0-2 Nov. 9 at St. Louis... Played the 300th game of his NHL career Jan. 30 at Vancouver... Notched 1-0-1 and eight penalty minutes in four games for the Czech Republic at the World Championships... **2005-06:** Tallied 6-13-19 and 75 penalty minutes in 51 games with Columbus... Ranked fourth on the club in ice time (21:26)... Missed the first 12 games of the season due to a stress fracture in his right leg suffered in the preseason... Missed 16 games Nov. 11-Dec. 17 due to a broken hand suffered Nov. 9 vs. St. Louis... Missed the final three games of the season due to a groin injury... **2004-05:** Had 7-17-24 and 136 penalty minutes and was +3 in 41 games with HC Vsetin (Czech)... Tallied 1-2-3 with 12 penalty minutes in nine games with Hameenlinna (Finland)... **2003-04:** Had 2-11-13 and 27 penalty minutes in 47 games with Columbus... Finished third among club defensemen in goals, assists and points... Notched the first game-winning goal of his NHL career Jan. 2 at Tampa Bay (John Grahame)... Other goal came Feb. 23 at San Jose... Played the 200th game of his NHL career Mar. 27 at Nashville... **2002-03:** Had 2-14-16 and 71 penalty minutes in 72 games with Columbus... Named to the Topps/NHL YoungStars Game for the second consecutive season and played in the contest for the first time... Second among team defensemen in assists and third in points... Recorded first multi-point game of his NHL career with 0-2-2 Nov. 3 vs. Buffalo... Missed eight games Jan. 11-25 due to a sprained shoulder... **2001-02:** Had 8-8-16 and 74 penalty minutes in 75 games with Columbus during his rookie season... Named to the NHL All-Rookie Team... Selected to play in the Topps/NHL YoungStars Game, but was unable to play due to a shoulder injury... Led all NHL rookie defensemen in goals... Was second on the team in plus/minus rating among players with at least 50 games... Tied for fourth in the NHL and led all rookies in blocked shots (175)... Tallied his first career NHL assist (Grant Marshall goal) Oct. 14 at Chicago... Missed seven games Jan. 26-Feb. 9 due to a shoulder sprain... Recorded 1-2-3 in seven games for the Czech Republic at the World Championships in Sweden... **2000-01:** Registered 2-0-2 and six penalty minutes in eight games with Columbus... Scored the first goal of his NHL career in the Blue Jackets first-ever win Oct. 12 at Calgary (Mike Vernon)... Recorded 18-36-54 with 59 penalty minutes and was +22 in 45 games with Brampton (OHL)... Ranked second on the Battalion in points per game (1.20)... Finished fourth on the club in points, assists and power play goals... Added 2-9-11 with 26 penalty minutes in nine playoff games... Led the Battalion in assists and tied for second in points... Was named the top NHL prospect by The Hockey News... Helped the Czech Republic capture the gold medal at the World Junior Championships... Tallied 3-4-7 in seven games to lead all blueliners in scoring and was named the tournament's Top Defenseman... **1999-00:** Recorded 16-29-45, 174 penalty minutes and was +3 in 67 games with Brampton (OHL)... Named to the OHL's and the Canadian Hockey League's All-Rookie Teams... Won the CHL's Top Prospect Award... Ranked 10th among all OHL defensemen in scoring and second among first-year OHL blueliners... Set Brampton franchise records for goals, assists and points by a defenseman and penalty minutes... Selected to play in the OHL All-Star game... Ranked fourth on his team in scoring... Ranked second on the Central Scouting Service mid-term and final rankings... Participated in the NHL/CHL Top Prospects game, scoring a goal for Team Orr... Finished second in the hardest shot contest at the CHL Top Prospects Skills Competition... Finished third in the OHL's Western Conference Coaches' Poll for Best Bodychecker... **1998-99:** Recorded 4-12-16 with 100 penalty minutes in 54 games with Sioux City (USHL)... **1997-98:** Tallied 13-16-29 and 87 penalty minutes in 46 games with HC Opava (Czech).

**CAREER TRANSACTIONS:** Columbus' first pick, fourth overall, in the 2000 Entry Draft.



# STEVE MASON

1  
GOALTENDER



#### GAME HIGHS

GP: 47, 12/17/08 vs. SJ

SH: 48, 12/17/08 vs. SJ

#### NHL FIRSTS

GP: 11/5/08 vs. EDM

W: 11/5/08 vs. EDM

#### BLUE JACKETS FIRSTS

GP: 11/5/08 vs. EDM

W: 11/5/08 vs. EDM



## CAREER RECORD

YEAR	TEAM	LEAGUE
2005-06	London	OHL
2006-07	London	OHL
2007-08	London	OHL
	Kitchener	OHL
2008-09	Columbus	NHL
	Syracuse	AHL
NHL TOTALS		
AHL TOTALS		
OHL TOTALS		

## REGULAR SEASON

GP	W-L-T	MIN	GA	SO	GAA
12	5-3-0	497	22	0	2.66
62	45-13-4	3733	199	2	3.20
26	19-4-3	1569	73	2	2.79
16	13-3-0	961	33	1	2.06
61	33-20-7	3664	140	10	2.29
3	2-1-0	184	5	0	1.63
61	33-20-7	3664	140	10	2.29
3	2-1-0	184	5	0	1.63
116	82-23-7	6760	327	5	2.90

## PLAYOFFS

GP	W-L	MIN	GA	SO	GAA
4	0-1	150	7	0	2.80
16	9-7	931	54	0	3.48
...	...	...	...	...	...
5	5-0	313	10	1	1.92
4	0-4	239	17	0	4.27
...	...	...	...	...	...
4	0-4	239	17	0	4.27
...	...	...	...	...	...
25	14-8	1394	71	1	3.06

## V S . T H E N H L

TEAM	GP	MIN	W-L-OT	GA	SO	GAA	TEAM	GP	MIN	W-L-OT	GA	SO	GAA	TEAM	GP	MIN	W-L-OT	GA	SO	GAA						
ANA	2	120	1-1-0	5	1	2.50	DET	5	302	3-2-0	12	0	2.38	OTT	1	60	1-0-0	0	1	0.00						
ATL	1	60	1-0-0	0	1	0.00	EDM	3	180	2-1-0	8	1	2.67	PHI	1	60	1-0-0	0	1	0.00						
BOS	1	59	1-0-0	0	1	0.00	FLA	1	60	1-0-0	1	0	1.00	PHX	3	176	0-3-0	9	0	3.07						
BUF	0	0	0-0-0	0	0	0.00	LA	4	239	2-2-0	9	1	2.26	PIT	1	65	1-0-0	3	0	2.77						
CGY	4	244	2-1-1	8	1	1.97	MIN	3	184	1-1-1	9	0	2.93	STL	6	364	1-4-1	22	0	3.63						
CAR	1	60	1-0-0	1	0	1.00	MTL	1	65	1-0-0	3	0	2.77	SJ	2	122	1-1-0	4	0	1.97						
CHI	4	250	2-1-1	9	0	2.16	NSH	4	248	2-1-1	10	0	2.42	TB	1	63	0-0-1	2	0	1.90						
COL	2	119	2-0-0	4	0	2.02	NJ	1	59	0-1-0	2	0	2.03	TOR	1	65	1-0-0	3	0	2.77						
CBJ	0	0	0-0-0	0	0	0.00	NYI	1	60	1-0-0	1	0	1.00	VAN	3	185	2-1-0	10	0	3.24						
DAL	2	76	0-0-1	5	0	3.95	NYR	0	0	0-0-0	0	0	0.00	WSH	2	120	2-0-0	0	2	0.00						
															TOT	61	3664	33-20-7	140	10	2.29					



HEIGHT: 6-4 WEIGHT: 220 CATCHES: RIGHT BORN: MAY 29, 1988 (OAKVILLE, ON)  
LAST AMATEUR CLUB: KITCHENER (OHL)

**2008-09:** Went 33-20-7 with a 2.29 goals-against average, .916 save percentage and 10 shutouts in 61 games during his rookie season with Columbus... Won the Calder Trophy as the NHL rookie of the year... Finished as the runner-up for the Vezina Trophy as top goaltender in the NHL... Was named Second Team NHL All-Star and to the All-Rookie Team... Led the NHL and set a club record for shutouts... Set a franchise record for wins... Ranked second in the NHL in GAA, ninth (tied) in wins and 11th (tied) in SV%... Stopped 22-of-26 shots to earn his first NHL win in his first NHL game Nov. 5 vs. Edmonton... Became first rookie goaltender since Montreal's Jaroslav Halak (February 2007) to win the first three starts of his NHL career... Named NHL's Second Star of the Week for the week ending Nov. 9 after going 3-0-0 with a 2.61 GAA and .907 SV%... Stopped all 15 Thrashers' shots to post his first NHL shutout Nov. 22 at Atlanta... Had a shutout streak of 112:53 Nov. 15-26... Named NHL Rookie of the Month for November after posting a 5-2-1 record with a 2.09 GAA, .919 SV% and two shutouts in eight games... Stopped 47-of-48 shots Dec. 17 vs. San Jose... The 47-save effort was one save shy of the franchise record of 48, set twice (most recent, Pascal Leclaire, Jan. 14, 2006 at Florida, 52 shots against)... Became first goaltender in franchise history to post three-straight shutouts Dec. 27-31... Set the individual and club franchise record for longest shutout streak going 199:19 without allowing a goal (2:08 remaining in game Dec. 23 vs. Los Angeles-17:20 of the first period Jan. 2 at Colorado)... Won four-straight games Dec. 27-Jan.2... Named NHL Rookie of the Month for December after going 7-5-0 with a 1.41 GAA, .950 SV% and three shutouts in 12 December games... Stopped all 45 shots he faced to earn his sixth shutout Jan. 9 at Washington... Named to the NHL YoungStars Game presented by Upper Deck (did not play)... Had 19-consecutive starts, the third longest stretch in club history, Dec. 20-Feb. 3... Missed three games from Feb. 6-10 due to illness... Notched 35 saves to earn his ninth shutout Mar. 10 vs. Boston... Set a club record with his 10th shutout, stopping 33 shots Mar. 26 vs. Calgary... Went 2-1-0 with a 1.63 GAA and .937 SV% in three games with Syracuse (AHL)... Stopped 31-of-32 shots to earn his first professional win in his first professional game Oct. 29 at Grand Rapids... **PLAYOFFS:** Went 0-4 with a 4.27 GAA and .878 SV% in four games... Made his Stanley Cup playoffs debut in Game 1 of the Western Conference Quarterfinals at Detroit on Apr. 16... **Games lost to injury:** 3... **Most Saves:** 47 – Dec. 17 vs. San Jose... **Longest Winning Streak:** 4 – Dec. 27 – Jan. 2... **Longest Regulation Unbeaten Streak:** 5 (2x) – Mar. 18-28, most recent.

**CAREER: 2007-08:** Combined to go 32-7-3 with a 2.51 goals-against average, .916 save percentage and three shutouts in 42 games with London and Kitchener (OHL)... Ranked third in the OHL in wins, fourth in SV% and was fifth in GAA and shutouts (tied)... Was 19-4-3 with a 2.79 GAA, .916 SV% and two shutouts with the Knights... Went 13-3-0 with a 2.06 GAA and .915 SV% in 16 games after being acquired by Kitchener in January... Had a 5-0 record with a 1.92 GAA, .946 SV% and one shutout in five playoff games before suffering a knee injury that forced him to miss the remainder of the playoffs... Went 5-0-0 with a 1.19 GAA, .951 SV% and one shutout in five games for Team Canada at the World Junior Championships... Named the Most Valuable Player and Top Goaltender after leading Canada to its fourth-straight gold medal... Was recalled to Columbus three times, but did not see any game action... **2006-07:** Posted a 45-13-1-3 record with a 3.20 GAA and a .914 SV% in 62 with London (OHL)... Led the Knights to their fourth consecutive Hamilton Spectator Trophy, along with the team's fourth consecutive Holody Trophy Midwest Division Championship... His 45 regular season wins set an OHL record amongst goaltenders... Was named OHL Goaltender of the Year... Was named the OHL Goalie of the Month for November... Named the OHL Player of the Week and the ADT CHL Goalie of the Week, for the week ending Mar. 27... Was invited to the Team Canada World Junior Selection Camp... **2005-06:** Went 5-3-0 with a 2.66 GAA and a .931 SV% in 12 games with London (OHL)... Had a record of 0-1 and a 2.80 GAA in four playoff appearances.

**CAREER TRANSACTIONS:** Columbus' second pick, 69th overall, in the 2006 Entry Draft.



# MARC METHOT

3  
DEFENSE



#### GAME HIGHS

G: 1 (4x), 1/20/09 at EDM  
A: 1 (17x), 3/28/09 at STL  
PTS: 2, 10/18/08 at NSH  
PIM: 17, 1/21/09 at CGY

#### NHL FIRSTS

GP: 2/25/07 vs. NSH  
G: 10/18/08 at NSH  
A: 3/2/07 at DAL

#### BLUE JACKETS FIRSTS

GP: 2/25/07 vs. NSH  
G: 10/18/08 at NSH  
A: 3/2/07 at DAL

## CAREER RECORD

YEAR	TEAM	LEAGUE	GP	TOI	G	A	PTS	+/-	PIM
2002-03	London	OHL	68	n/a	2	13	15	0	46
2003-04	London	OHL	63	n/a	2	9	11	39	66
2004-05	London	OHL	67	n/a	4	12	16	52	88
2005-06	Syracuse	AHL	70	n/a	2	11	13	4	75
2006-07	Columbus	NHL	20	14:37	0	4	4	5	12
	Syracuse	AHL	59	n/a	1	15	16	13	58
2007-08	Syracuse	AHL	66	n/a	7	6	13	10	130
	Columbus	NHL	9	14:13	0	0	0	-1	8
2008-09	Columbus	NHL	66	17:57	4	13	17	7	55
	CBJ/NHL TOTALS		95	16:53	4	17	21	11	75
	AHL TOTALS		195	...	10	32	42	27	263
	OHL TOTALS		198	...	8	34	42	91	200

## REGULAR SEASON

GP	TOI	G	A	PTS	+/-	PIM
68	n/a	2	13	15	0	46
63	n/a	2	9	11	39	66
67	n/a	4	12	16	52	88
70	n/a	2	11	13	4	75
20	14:37	0	4	4	5	12
59	n/a	1	15	16	13	58
66	n/a	7	6	13	10	130
9	14:13	0	0	0	-1	8
66	17:57	4	13	17	7	55
95	16:53	4	17	21	11	75
195	...	10	32	42	27	263
198	...	8	34	42	91	200

## PLAYOFFS

GP	G	A	PTS	PIM
14	2	4	6	6
15	0	3	3	18
13	1	1	2	20
5	0	0	0	8
...	...	...	...	...
...	...	...	...	...
13	0	6	6	14
...	...	...	...	...
4	0	0	0	2
4	0	0	0	2
13	0	6	6	14
42	3	8	11	44

## V S . T H E N H L

TEAM	GP	G	A	PTS	PIM	TEAM	GP	G	A	PTS	PIM	TEAM	GP	G	A	PTS	PIM
ANA	6	0	0	0	2	DET	8	0	4	4	2	OTT	1	0	0	0	2
ATL	1	0	0	0	0	EDM	4	1	0	1	2	PHI	0	0	0	0	0
BOS	1	0	0	0	0	FLA	1	0	0	0	2	PHX	5	0	0	0	0
BUF	1	0	0	0	0	LA	5	0	0	0	6	PIT	1	0	0	0	0
CGY	4	0	0	0	23	MIN	4	0	1	1	4	STL	8	0	3	3	2
CAR	1	0	0	0	0	MTL	1	1	0	1	2	SJ	4	0	0	0	2
CHI	7	0	1	1	4	NSH	8	1	1	2	2	TB	1	0	0	0	0
COL	4	0	1	1	2	NJ	1	0	0	0	0	TOR	1	0	0	0	4
CBJ	0	0	0	0	0	NYI	2	1	0	1	2	VAN	5	0	2	2	2
DAL	7	0	2	2	10	NYR	1	0	0	0	0	WSH	2	0	2	2	0
												TOT	95	4	17	21	75

HEIGHT: 6-3    WEIGHT: 230    SHOOTS: LEFT    BORN: JUNE 21, 1985 (OTTAWA, ON)  
LAST AMATEUR CLUB: LONDON (OHL)

**2008-09:** Recorded 4-13-17, 55 penalty minutes and was +7 in 66 games with Columbus... Scored his first NHL goal and added an assist for the first multi-point game of his NHL career Oct. 18 at Nashville (Dan Ellis)... Set career highs in goals, assists, points and games played... Missed one game Nov. 12 due to injury... Had 0-3-3 during a career long three-game point streak Nov. 28-Dec. 1... Had assists in back-to-back games Jan. 9-10... Tied the longest point streak of his career with a three-game assist streak Jan. 31-Feb. 13... Missed three-games Feb. 6-10 during the streak due to illness... Missed two games Mar. 13-15 due to injury... **PLAYOFFS:** Was scoreless with two penalty minutes in four playoff games... Made his Stanley Cup playoffs debut in Game 1 of the Western Conference Quarterfinals at Detroit on Apr. 16... **Games lost to injury:** 6... **Multi-point (goal) games:** 1 (0)... **Most Points:** 2 – Oct. 18 at Nashville... **Most Goals:** 1 (4x) – Jan. 20 at Edmonton, most recent... **Most Assists:** 1 (13x) – Mar. 28 at St. Louis, most recent... **Most PIM:** 17 – Jan. 21 at Calgary... **Most Shots:** 3 (4x) – Dec. 7 at Anaheim, most recent.

**CAREER: 2007-08:** Was scoreless with eight penalty minutes in nine games with Columbus... Was +2 in 18:56 of action Jan. 17 at Phoenix... Added 7-6-13, 130 penalty minutes and was +10 in 66 games with Syracuse (AHL)... Set career highs in goals and penalty minutes... Was third among Crunch defenseman in goals and sixth overall in penalty minutes and plus/minus rating... Had 3-0-3 during a two-game goal streak Feb. 15-16... Added 0-6-6 and 14 penalty minutes in 13 playoff games... Was fourth on the club in playoff assists... **2006-07:** Collected 0-4-4, 12 penalty minutes and was +5 in 20 games with Columbus... Was third on the club in plus/minus rating... Made his NHL debut Feb. 25 vs. Nashville... Collected his first career NHL point with an assist (Sergei Fedorov goal) and was +2 Mar. 2 at Dallas... Notched 1-15-16, 13 penalty minutes and was +13 in 58 games with Syracuse (AHL)... Was third on the club in plus/minus rating... **2005-06:** Registered 2-11-13 and 75 penalty minutes in 70 games for Syracuse (AHL)... First professional season... Added eight penalty minutes in five playoff games... **2004-05:** Tallied 4-12-16, 88 penalty minutes and was +52 in 67 games with London (OHL)... Set career highs in goals and points... Was fourth on the Knights in plus/minus rating... **2003-04:** Collected 2-9-11, 66 penalty minutes and was a +39 in 63 games with London (OHL)... Tallied three assists in 15 playoff games... **2002-03:** Registered 2-13-15 and 46 penalty minutes in his first season with London (OHL)... Added 2-4-6 and six penalty minutes in 14 playoff games.

**CAREER TRANSACTIONS:** Columbus' eighth pick, 200th overall, in the 2003 Entry Draft.



# FREDRIK MODIN

**33**  
LEFT WING



## GAME HIGHS

G: 3 (3x), 1/28/06 at PHI  
A: 3 (2x), 3/30/00 vs. OTT  
PTS: 4, 11/17/99 at ATL  
PIM: 15, 3/22/03 at PHX

## NHL FIRSTS

GP: 10/5/96 vs. ANA  
G: 11/7/96 at OTT  
A: 10/22/96 vs. SJ

## BLUE JACKETS FIRSTS

GP: 10/6/06 vs. VAN  
G: 10/21/06 at PIT  
A: 10/7/06 at CHI



## CAREER RECORD

YEAR	TEAM	LEAGUE	GP	TOI	G	A	PTS	+/-	PIM
1991-92	Sundsvall	Sweden-2	11	n/a	1	0	1	n/a	0
1992-93	Sundsvall	Sweden-2	30	n/a	5	7	12	n/a	12
1993-94	Sundsvall	Sweden-2	30	n/a	16	15	31	n/a	36
1994-95	Brynäs IF Galve	Sweden	38	n/a	9	10	19	n/a	33
1995-96	Brynäs IF Galve	Sweden	22	n/a	4	8	12	n/a	22
1996-97	Toronto	NHL	76	n/a	6	7	13	-14	24
1997-98	Toronto	NHL	74	n/a	16	16	32	-5	32
1998-99	Toronto	NHL	67	13:34	16	15	31	14	35
1999-00	Tampa Bay	NHL	80	15:32	22	26	48	-26	18
2000-01	Tampa Bay	NHL	76	17:15	32	24	56	-1	48
2001-02	Tampa Bay	NHL	54	19:05	14	17	31	0	27
2002-03	Tampa Bay	NHL	76	17:35	17	23	40	7	43
2003-04	Tampa Bay	NHL	82	18:12	29	28	57	31	32
2004-05	Timrå IK	Sweden	43	n/a	12	24	36	n/a	58
2005-06	Tampa Bay	NHL	77	19:35	31	23	54	5	56
	Sweden	Olympics	7	n/a	2	1	3	0	6
2006-07	Columbus	NHL	79	19:06	22	20	42	-3	50
2007-08	Columbus	NHL	23	16:50	6	6	12	1	20
2008-09	Columbus	NHL	50	16:52	9	16	25	2	28
CBJ TOTALS			152	...	37	42	79	0	98
NHL TOTALS			814	16:49	220	221	441	11	413
SWEDEN TOTALS			103	...	25	42	67	...	113

## REGULAR SEASON

GP	TOI	G	A	PTS	+/-	PIM
11	n/a	1	0	1	n/a	0
30	n/a	5	7	12	n/a	12
30	n/a	16	15	31	n/a	36
38	n/a	9	10	19	n/a	33
22	n/a	4	8	12	n/a	22
76	n/a	6	7	13	-14	24
74	n/a	16	16	32	-5	32
67	13:34	16	15	31	14	35
80	15:32	22	26	48	-26	18
76	17:15	32	24	56	-1	48
54	19:05	14	17	31	0	27
76	17:35	17	23	40	7	43
82	18:12	29	28	57	31	32
43	n/a	12	24	36	n/a	58
77	19:35	31	23	54	5	56
7	n/a	2	1	3	0	6
79	19:06	22	20	42	-3	50
23	16:50	6	6	12	1	20
50	16:52	9	16	25	2	28
152	...	37	42	79	0	98
814	16:49	220	221	441	11	413
103	...	25	42	67	...	113

## PLAYOFFS

GP	G	A	PTS	PIM
...	...	...	...	...
...	...	...	...	...
...	...	...	...	...
14	4	4	8	6
...	...	...	...	...
8	0	0	0	6
...	...	...	...	...
...	...	...	...	...
...	...	...	...	...
11	2	0	2	18
23	8	11	19	10
7	1	1	2	8
5	0	0	0	6
...	...	...	...	...
...	...	...	...	...
4	1	0	1	0
51	11	11	22	40
21	5	5	10	14

## V S . T H E N H L

TEAM	GP	G	A	PTS	PIM
ANA	23	5	5	10	14
ATL	32	14	15	29	20
BOS	31	10	7	17	14
BUF	32	4	5	9	14
CGY	22	2	10	12	12
CAR	38	15	17	32	14
CHI	34	10	4	14	22
COL	24	8	7	15	12
CBJ	7	1	1	2	6
DAL	29	3	9	12	18

TEAM	GP	G	A	PTS	PIM
DET	38	7	7	14	18
EDM	22	3	7	10	8
FLA	36	10	14	24	12
LA	25	5	5	10	10
MIN	13	2	2	4	8
MTL	31	6	11	17	23
NSH	21	4	5	9	4
NJ	30	10	9	19	12
NYI	30	9	9	18	10
NYR	27	15	12	27	8

TEAM	GP	G	A	PTS	PIM
OTT	32	5	8	13	24
PHI	30	12	4	16	4
PHX	29	7	7	14	27
PIT	32	11	7	18	14
STL	31	11	7	18	21
SJ	25	5	6	11	10
TB	7	2	1	3	4
TOR	24	4	8	12	16
VAN	21	6	3	9	16
WSH	38	14	9	23	18
TOT	814	220	221	441	413



HEIGHT: 6-4      WEIGHT: 218      SHOOTS: LEFT      BORN: OCT. 8, 1974 (SUNDSVALL, SWE)  
LAST AMATEUR CLUB: SUNDSVALL (SWEDEN-2)

**2008-09:** Registered 9-16-25, 28 penalty minutes and was +2 in 50 games with Columbus... Scored a pair of power play goals... Missed six games Oct. 21-Nov. 1 due to injury... Played the 800th game of his NHL career Jan. 10 vs. Minnesota... Missed one game Jan. 27 due to injury... Missed eight games Feb. 16-Mar. 3 due to injury... Missed the regular season's final 17 games due to injury... **PLAYOFFS:** Tallied 1-0-1 in four playoff games... Scored a goal in Game 4 of the Western Conference Quarterfinals vs. Detroit on Apr. 23... **Games lost to injury:** 32... **Multi-point (goal) games:** 3 (0)... **Most Points:** 2 (2x) – Jan. 3 at St. Louis, most recent... **Most Goals:** 1 (9x) – Feb. 10 vs. Colorado, most recent... **Most Assists:** 2 – Oct. 17 vs. Nashville... **Most PIM:** 2 (14x) – Feb. 14 at Carolina, most recent... **Most Shots:** 6 (2x) – Nov. 18 vs. Edmonton, most recent.


**CAREER:** Is a member of the Triple Gold Club, which comprises the 22 players who have won the three most prestigious championships in world hockey: Olympic gold, Stanley Cup and World Championship gold... **2007-08:** Recorded 6-6-12, 20 penalty minutes and was +1 in 23 games with Columbus... Added two power play goals and one game-winning goal... Tallied the 200th assist of his career Oct. 5 vs. Anaheim... Missed six games Oct. 17-27 due to a groin injury... Missed 35 games Nov. 4-Jan. 17 due to a back injury suffered Nov. 1 at Anaheim... Returned for five games and scored two goals... Missed six games Jan. 31-Feb. 10 due to a hamstring injury suffered Jan. 29 vs. Phoenix... Missed four games Mar. 2-9 due to a groin injury suffered Mar. 1 (diagnosis)... Missed one game Mar. 18 due to an illness... Played the 100th game of his Blue Jackets career Mar. 16 vs. Detroit... Missed the season's final seven games due to a concussion suffered Mar. 22 vs. Detroit... **2006-07:** Tallied 22-20-42 and 50 penalty minutes in 79 games in his first season with Columbus... Ranked second in goals, game-winning goals (4) and shots (220), while ranking third (tied) in points and fourth in shooting percentage (10.0)... Recorded his third-straight 20-goal season and fifth overall... Scored his first point as a Blue Jacket with an assist on Jaroslav Balastik's goal Oct. 7 at Chicago... Scored first goal with Columbus Oct. 21 at Pittsburgh... Tied a club single-game record with a career-high 10 shots Nov. 24 at Philadelphia... Played his 700th career NHL game and had a goal Jan. 5 at Anaheim... Scored his 200th NHL goal Mar. 15 at Anaheim... Tallied his first multi-goal game as a Blue Jacket with 2-0-2, including the game-winner, Mar. 20 vs. Chicago... Netted his 20th goal of the season and his 400th career point Mar. 25 vs. St. Louis... **2005-06:** Tallied 31-23-54, 56 penalty minutes and was +5 in 77 games with Tampa Bay... Set a career high in penalty minutes... Tied for second on the club in goals and shooting percentage (14.0), was fifth in points, seventh in assists and penalty minutes and was second in plus/minus rating... Had 12 power play goals, one shorthanded goal and four game-winning goals... Tallied 30 goals for the second time in his career... Recorded his third career hat trick Jan. 28 at Philadelphia... Had 4-5-9 during a six-game point streak Mar. 17-Apr. 3... Had 4-4-8 during a five-game point streak Nov. 20-27... Tallied 2-1-3 in eight games to help Sweden earn the gold medal at the 2006 Olympic Games... **2004-05:** Scored 4-4-8 for Team Sweden at World Cup of Hockey en route to earning First Team all-tournament status... Led Sweden in goals and points... Played with Timra IK (Sweden) and appeared in 43 games with 12-24-36 and 58 penalty minutes... **2003-04:** Notched 29-28-57, 32 penalty minutes and was +31 in 82 games with Tampa Bay... Set career highs in games played, assists, points and plus/minus rating... Ranked fourth in the NHL in plus/minus rating... Had 17 multi-point games and eclipsed the 20-goal mark for the first time since 2000-01... Netted his second career hat trick Jan. 3 vs. Philadelphia... Tallied 0-2-2 Nov. 11 vs. Carolina for his 50th career multi-point game... Recorded 8-11-19 with 10 penalty minutes in 23 playoff games to help Lightning win the Stanley Cup... Set career highs in playoff games played, goals, assists, points, plus/minus rating (+7), power play goals (3), game-winning goals (2), shots (50), shooting percentage (16.0), and ice time (20:46)... Finished fourth on the club in assists, third in points, and tied for first in plus-minus (eighth in NHL)... Scored the game-winning goal in Game 7 of the Eastern Conference Finals vs. Philadelphia... **2002-03:** Tallied 17-23-40, 43 penalty minutes and was +7 in 76 games with Tampa Bay... Assisted on Dave Andreychuk's 249th (Nov. 11 vs. Phoenix) and 250th (Nov. 15 vs. San Jose) career power-play goals, which tied and broke Phil Esposito's NHL career record... Scored first career shorthanded goal Jan. 28 at Philadelphia (Roman Cechmanek)... Skated in 500th career NHL game Mar. 31 at Boston... Had 2-0-2 with 18 penalty minutes in 11 playoff games... Was second on the club in penalty minutes and third in shots (27)... Recorded first career playoff goal in Game 2 of the Eastern Conference Quarterfinals vs. Washington (Olaf Kolzig) on Apr. 12... **2001-02:** Netted 14-17-31, 27 penalty minutes and was "even" in 54 games with Tampa Bay... Missed 26 games due to a wrist injury... Second on club in game-winning goals (4) and ice-time among forwards (19:05)... Had six multi-point games... Set career high with 4-5-9 during an eight-game point streak Nov. 21-Dec. 8... **2000-01:** Had 32-24-56 and 48 penalty minutes in 76 games with Tampa Bay... Led team in goals, power-play goals (8), shots (217) and shooting percentage (14.8)... Tied for team lead in game-winning goals (4) and was second in points... Was named to his first All-Star Game and recorded 0-4-4, which tied the second highest assist total in All-Star history... Won NHL's Hardest Shot Competition at All-Star Game (102.1 mph)... Collected first career hat-trick Oct. 22 at NY Rangers (Mike Richter)... Had 14 multi-point games... Tied career-long goal scoring streak with six goals in four games Oct. 15-22... Had 3-2-5 with 10 penalty minutes in nine games at the World Championships in Germany in 2001... **1999-00:** Netted 22-26-48 and 18 penalty minutes in 80 games with Tampa Bay... Tied for first on the team in games played, was second on the club in goals and points and tied for second in assists... Ranked first on the team in game-winning goals (5) and shots (167)... Had 1-3-4 Nov. 17 at Atlanta... Scored 3-1-4 and four penalty minutes in seven games for Sweden at the World Championships in 2000... **1998-99:** Recorded 16-15-31, 35 penalty minutes and was +14 in 67 games with Toronto... Added six penalty minutes in eight playoff games... **1997-98:** Had 16-16-32, 32 penalty minutes in 74 games with Toronto... Ranked third on the team in game-winning goals (4) and tied for fourth in goals... Recorded 3-3-6 and two penalty minutes in five games for Sweden at the World Championships... **1996-97:** Had 6-7-13 and 24 penalty minutes in 76 games of his rookie season with Toronto... Made his NHL debut Oct. 5 vs. Anaheim... Recorded his first NHL point/assist Oct. 22 vs. San Jose... Scored first NHL goal Nov. 7 at Ottawa... Recorded 2-0-2 for his first multi-point game Dec. 23 vs. Pittsburgh... **1995-96:** Tallied 4-8-12 and 22 penalty minutes in 22 games for Brynas Galve (Sweden)... Tied for second on the club in penalty minutes and assists... Tallied 1-1-2 and four penalty minutes at the World Championships... **1994-95:** Registered 9-10-19 and 33 penalty minutes in 38 games for Brynas Galve (Sweden)... Ranked third on the team in goals and fifth in points... **1993-94:** Had 16-15-31 and 36 penalty minutes in 30 games with Sundsvall (Sweden-2)... Helped Sweden win a silver medal at the World Junior Championships... Had 2-2-4 and two penalty minutes in seven games.

**CAREER TRANSACTIONS:** Toronto's third pick, 64th overall, in the 1994 Entry Draft... Acquired by Tampa Bay from Toronto in exchange for Cory Cross and a seventh round pick (Ivan Kolozvary) in the 2001 Entry Draft on Oct. 1, 1999... Acquired by Columbus along with Fredrik Norrena from Tampa Bay in exchange for Marc Denis on June 30, 2006.



# ANDREW MURRAY

17  
CENTER



## GAME HIGHS

G: 1 (14x), 3/7/09 at DET  
A: 1 (7x), 4/11/09 vs. MIN  
PTS: 2, 3/30/08 at CHI  
PIM: 4, 3/30/08 at CHI

## NHL FIRSTS

GP: 12/27/07 at NSH  
G: 1/2/08 at ANA  
A: 2/19/08 at TOR

## BLUE JACKETS FIRSTS

GP: 12/27/07 at NSH  
G: 1/2/08 at ANA  
A: 2/19/08 at TOR



## CAREER RECORD

YEAR	TEAM	LEAGUE	GP	TOI	G	A	PTS	+/-	PIM
2000-01	Selkirk	MJHL	64	n/a	46	56	102	n/a	72
2001-02	Bemidji State	CHA	35	n/a	15	15	30	n/a	22
2002-03	Bemidji State	CHA	36	n/a	9	18	27	2	38
2003-04	Bemidji State	CHA	25	n/a	6	14	20	n/a	41
2004-05	Bemidji State	CHA	32	n/a	16	22	38	11	30
2005-06	Syracuse	AHL	77	n/a	13	16	29	4	73
2006-07	Syracuse	AHL	72	n/a	10	12	22	-8	62
2007-08	Syracuse	AHL	34	n/a	13	2	15	3	15
	Columbus	NHL	39	11:42	6	4	10	0	12
2008-09	Columbus	NHL	67	11:16	8	3	11	-6	10
CBJ/NHL TOTALS			106	11:25	14	7	21	-6	22
AHL TOTALS			183	...	36	30	66	-1	150
NCAA TOTALS			128	...	46	69	115	...	131

## REGULAR SEASON

GP	TOI	G	A	PTS	+/-	PIM
64	n/a	46	56	102	n/a	72
35	n/a	15	15	30	n/a	22
36	n/a	9	18	27	2	38
25	n/a	6	14	20	n/a	41
32	n/a	16	22	38	11	30
77	n/a	13	16	29	4	73
72	n/a	10	12	22	-8	62
34	n/a	13	2	15	3	15
39	11:42	6	4	10	0	12
67	11:16	8	3	11	-6	10
106	11:25	14	7	21	-6	22
183	...	36	30	66	-1	150
128	...	46	69	115	...	131

## PLAYOFFS

GP	G	A	PTS	PIM
...	...	...	...	...
...	...	...	...	...
...	...	...	...	...
...	...	...	...	...
6	0	1	1	17
...	...	...	...	...
...	...	...	...	...
...	...	...	...	...
...	...	...	...	...
6	0	1	1	17
...	...	...	...	...

## V S . T H E N H L

TEAM	GP	G	A	PTS	PIM	TEAM	GP	G	A	PTS	PIM	TEAM	GP	G	A	PTS	PIM	
ANA	5	1	1	2	0	DET	10	1	0	1	2	OTT	2	0	0	0	0	
ATL	0	0	0	0	0	EDM	6	0	1	1	0	PHI	1	1	0	1	0	
BOS	1	0	0	0	2	FLA	1	0	0	0	0	PHX	4	0	0	0	0	
BUF	0	0	0	0	0	LA	6	0	0	0	0	PIT	1	0	0	0	0	
CGY	6	0	0	0	0	MIN	4	0	1	1	0	STL	9	1	0	1	4	
CAR	2	0	0	0	2	MTL	2	1	0	1	0	SJ	7	1	0	1	0	
CHI	9	1	2	3	4	NSH	9	0	1	1	6	TB	2	0	0	0	0	
COL	3	2	0	2	0	NJ	0	0	0	0	0	TOR	2	0	1	1	0	
CBJ	0	0	0	0	0	NYI	2	1	0	1	0	VAN	5	2	0	2	0	
DAL	3	2	0	2	0	NYR	1	0	0	0	0	WSH	3	0	0	0	2	
													TOT	106	14	7	21	22

HEIGHT: 6-2 WEIGHT: 210 SHOOTS: LEFT BORN: NOV. 6, 1981 (SELKIRK, MB)  
LAST AMATEUR CLUB: BEMIDJI STATE (CHA)

**2008-09:** Tallied 8-3-11, 10 penalty minutes and was -6 in 67 games with Columbus... Scored three game-winning goals and one power play goal... Ranked fourth (tied) on the club in game-winning goals... Established career highs in goals, points and games played... Scored a goal in the season opener Oct. 10 at Dallas... Recorded points in back-to-back games Oct. 27-30... Scored the first game-winning goal of his NHL career Oct. 30 at Colorado (Andrew Raycroft)... Missed two games Dec. 18-20 due to injury... Registered the first power play goal of his NHL career Dec. 27 vs. Anaheim (Antero Niittymaki)... Missed two games Jan. 13-16 due to injury... Had the game-winning goal Feb. 10 vs. Colorado... Missed one game Feb. 13 due to injury... Scored the game-winning goal Feb. 18 vs. St. Louis... Played the 100th game of his NHL career Mar. 24 at Tampa Bay... **Games lost to injury:** 5... **Multi-point (goal) games:** 0 (0)... **Most Points:** 1 (11x) – Apr. 11 vs. Minnesota, most recent... **Most Goals:** 1 (8x) – Mar. 7 at Detroit, most recent... **Most Assists:** 1 (3x) – Apr. 11 vs. Minnesota, most recent... **Most PIM:** 2 (5x) – Mar. 10 vs. Boston, most recent... **Most Shots:** 4 – Feb. 3 vs. St. Louis.

**CAREER: 2007-08:** Recorded 6-4-10, 12 penalty minutes and was “even” in 39 games with Columbus... Made NHL debut Dec. 27 at Nashville... Scored the first goal of his NHL career Jan. 2 at Anaheim (Jean-Sebastien Giguere)... Added his second two games later Jan. 5 at San Jose... Missed six games Jan. 11-20 due to a concussion suffered Jan. 8 at St. Louis... Collected his first NHL assist (Nikolai Zherdev goal) Feb. 19 at Toronto... Had 1-1-2 during a two-game point streak Feb. 29-Mar. 2... Recorded his first multi-point game of his NHL career with 1-1-2 Mar. 30 at Chicago... Added 13-2-15, 15 penalty minutes and was +3 in 34 games with Syracuse (AHL)... Tied a career-high in goals... **2006-07:** Collected 10-12-22 and 62 penalty minutes in 72 games with Syracuse (AHL)... Tied for the team lead in shorthanded goals (3) and added two power play goals... **2005-06:** Registered 13-16-29, 73 penalty minutes and was +4 in 77 games with Syracuse (AHL)... First professional season... Had five multi-point games, including two multi-goal games, and scored two shorthanded goals... Added 0-1-1 and 17 penalty minutes in six playoff games... **2004-05:** Finished his collegiate career scoring 16-22-38, 30 penalty minutes and was +11 in 32 games with Bemidji State (CHA)... His 16 goals were his collegiate-high... **2003-04:** Tallied 6-14-20 and 41 penalty minutes in 25 games during his junior season at Bemidji State (CHA)... **2002-03:** Racked up 9-18-27, 38 penalty minutes and was +2 in 36 games for Bemidji State (CHA)... Led team in assists and was second in points... Scored four power play goals, one shorthanded goal and one game-winning goal... **2001-02:** Collected 15-15-30 and 22 penalty minutes in 35 games with Bemidji State (CHA)... Tied for the team lead in power play goals (6) and game-winning goals (2), while ranking second in points... Named to All-CHA Rookie Team... **2000-01:** Registered 46-56-102 and 72 penalty minutes in 64 games for Selkirk (MJHL)... Led the team in goals and points while ranking second in assists... Scored 14 power play goals, three shorthanded goals and six game-winning goals... Named Selkirk's Most Valuable Player, Best Local Player and Iron Man... Won the Top Scorer Award... Was a MJHL First-Team All-Star.

**CAREER TRANSACTIONS:** Columbus' 11th pick, 242nd overall, in the 2001 Entry Draft.



# RICK NASH

61  
RIGHT WING



#### GAME HIGHS

G: 3 (4x), 3/7/09 at DET  
A: 4, 3/26/09 vs. CGY  
PTS: 4 (3x), 3/26/09 vs. CGY  
PIM: 9 (2x), 4/7/07 vs. ANA

#### NHL FIRSTS

GP: 10/10/02 vs. CHI  
G: 10/10/02 vs. CHI  
A: 10/25/02 vs. SJ

#### BLUE JACKETS FIRSTS

GP: 10/10/02 vs. CHI  
G: 10/10/02 vs. CHI  
A: 10/25/02 vs. SJ

## CAREER RECORD

YEAR	TEAM	LEAGUE	GP	TOI	G	A	PTS	+/-	PIM
2000-01	London	OHL	58	n/a	31	35	66	-18	56
2001-02	London	OHL	54	n/a	32	40	72	-16	88
2002-03	Columbus	NHL	74	13:56	17	22	39	-27	78
2003-04	Columbus	NHL	80	17:37	41	16	57	-35	87
2004-05	HC Davos	Swiss	44	n/a	26	20	46	n/a	83
2005-06	Columbus	NHL	54	n/a	31	23	54	5	51
	Canada	Olympics	6	n/a	0	1	1	-2	10
2006-07	Columbus	NHL	75	19:11	27	30	57	-8	73
2007-08	Columbus	NHL	80	20:29	38	31	69	2	95
2008-09	Columbus	NHL	78	21:09	40	39	79	11	52
CBJ/NHL TOTALS			441	18:29	194	161	355	-52	436
OHL TOTALS			112	...	63	75	138	-34	144

## REGULAR SEASON

GP	TOI	G	A	PTS	+/-	PIM
58	n/a	31	35	66	-18	56
54	n/a	32	40	72	-16	88
74	13:56	17	22	39	-27	78
80	17:37	41	16	57	-35	87
44	n/a	26	20	46	n/a	83
54	n/a	31	23	54	5	51
6	n/a	0	1	1	-2	10
75	19:11	27	30	57	-8	73
80	20:29	38	31	69	2	95
78	21:09	40	39	79	11	52
441	18:29	194	161	355	-52	436
112	...	63	75	138	-34	144

## PLAYOFFS

GP	G	A	PTS	PIM
4	3	3	6	8
12	10	9	19	21
...	...	...	...	...
...	...	...	...	...
15	9	2	11	26
...	...	...	...	...
...	...	...	...	...
...	...	...	...	...
...	...	...	...	...
4	1	2	3	2
4	1	2	3	2
16	13	12	25	29

## V S . T H E N H L

TEAM	GP	G	A	PTS	PIM	TEAM	GP	G	A	PTS	PIM	TEAM	GP	G	A	PTS	PIM
ANA	23	8	12	20	31	DET	38	21	16	37	38	OTT	5	3	0	3	4
ATL	5	2	2	4	6	EDM	23	11	8	19	26	PHI	4	1	1	2	2
BOS	5	1	1	2	6	FLA	5	2	1	3	2	PHX	22	12	11	23	18
BUF	6	3	2	5	2	LA	22	9	10	19	14	PIT	6	1	4	5	7
CGY	22	4	12	16	24	MIN	20	6	5	11	24	STL	34	17	10	27	24
CAR	6	2	4	6	8	MTL	5	2	2	4	2	SJ	21	8	5	13	26
CHI	38	20	20	40	39	NSH	34	14	7	21	29	TB	6	0	3	3	8
COL	21	7	7	14	18	NJ	3	1	1	2	4	TOR	5	2	1	3	4
CBJ	0	0	0	0	0	NYI	5	2	2	4	6	VAN	23	13	8	21	26
DAL	22	11	6	17	24	NYR	6	5	0	5	4	WSH	6	6	0	6	0
												TOT	441	194	161	355	436



HEIGHT: 6-4    WEIGHT: 218    SHOOTS: LEFT    BORN: JUNE 16, 1984 (BRAMPTON, ON)  
LAST AMATEUR CLUB: LONDON (OHL)

**2008-09:** Recorded 40-39-79, 52 penalty minutes and was +11 in 78 games with Columbus... Was the recipient of the National Hockey League Foundation Player Award, presented annually to a player "in recognition of his commitment and service to charities in his community"... Led the club in goals for the fifth-straight season and points for the second year in a row... Set club records for points, multi-goal games (6-tied), multi-point games (24) and shorthanded goals (5), while his 40 goals were one shy of his career high and club record 41 he had in 2003-04... Ranked fifth (tied) in the NHL in goals, 18th (tied) in points, second (tied) in shorthanded goals, 14th (tied) in takeaways (70) and 19th in shots (263)... Led the Jackets in assists, points, shorthanded goals, shots, shooting percentage (15.2), multi-goal games (six) and multi-point games, while ranking second in game-winning goals (five) and third in power play goals... Is the franchise's all-time leader in goals (194), points (355), power play goals (61), game-winning goals (29), shots on goal (1,413) and multi-goal games (29)... Scored the overtime, game-winning goal in the season opener Oct. 10 at Dallas... Had 4-1-5 during a three-game goal/point streak Oct. 17-21... Tallied 0-5-5 during a four-game point streak Nov. 1-7... Scored goals in five-straight games and collected 5-3-8 Nov. 12-22... Notched the 300th point of his NHL career Dec. 4 at San Jose... Became the third player in franchise history to play in 400 games as a Blue Jacket Dec. 31 at Anaheim... Collected 1-3-4 and was +4 to set a career high in points and tied the club single-game record for plus/minus rating Jan. 2 at Colorado... Missed four games Jan. 9-16 due to injury... Became the club's all-time leading point scorer with 318 points in 405 games with 1-2-3 Jan. 18 at Vancouver... Played in his fourth NHL All-Star Game and tallied 1-2-3 for the Western Conference Jan. 25 in Montreal... Scored the third hat trick of his NHL career, including the overtime, game-winner, Jan. 27 vs. Detroit (Chris Osgood)... Registered a goal and an assist in three-straight games Feb. 18-Feb. 21... Set the franchise record for hat tricks with his fourth career three-goal game Mar. 7 at Detroit (Chris Osgood, Ty Conklin)... All three goals were unassisted, marking the first "unassisted" hat trick since Maurice "Rocket" Richard accomplished the feat Mar. 14, 1948 at NY Rangers... It was his third career hat trick against the Red Wings, his second at Joe Louis Arena and second against Detroit in 2008-09... Became only the second player in the last 40 years with two hat tricks against the Red Wings in one season (Elias Sports Bureau)... With the hat trick, Nash became one of only three players to record more than one hat trick at Joe Louis Arena in the building's history (Dino Ciccarelli had three in his career, while John Anderson and Nash each have two to their credit)... Set a career high in assists and tied a career high in points with 0-4-4 Mar. 26 vs. Calgary... Was the NHL's Third Star of the Month for March after recording 10-7-17 and leading the club to a 9-4-2 record... **PLAYOFFS:** Added 1-2-3 in four playoff games... Made his Stanley Cup playoffs debut in Game 1 of the Western Conference Quarterfinals at Detroit on Apr. 16... Collected his first point of his playoff career with an assist (R.J. Umberger goal) in Game 3 of the Western Conference Quarterfinals vs. Detroit on Apr. 21... Scored the first goal of his playoff career and added an assist in Game 4 of the Western Conference Quarterfinals vs. Detroit on Apr. 23 (Chris Osgood)... **Games lost to injury:** 4... **Multi-point (goal) games:** 24 (6)... **Most Points:** 4 (2x) - Mar. 26 vs. Calgary, most recent... **Most Goals:** 3 (2x) - Mar. 7 at Detroit, most recent... **Most Assists:** 4 - Mar. 26 vs. Calgary... **Most PIM:** 4 (3x) - Mar. 1 at Vancouver, most recent... **Most Shots:** 9 (3x) - Mar. 24 at Tampa Bay, most recent.

**CAREER: 2007-08:** Collected 38-31-69, 95 penalty minutes and was +2 in 80 games with Columbus... Led club in goals, points, power play goals (10), shorthanded goals (4), game-winning goals (6), shots on goal (329) and takeaways (56), while ranking second in assists... Set career highs in penalty minutes and shots... Ranked 11th (tied) in the NHL in goals, fifth (tied) in shorthanded goals and was sixth in shots... Set a club single-season record for shots on goal... Scored his second career hat trick Dec. 31 vs. Edmonton (Dwayne Roloson)... Had at least one shot on goal in all but one game (Dec. 12 vs. Colorado)... Named fifth team captain in franchise history Mar. 12... Won the Blue Jackets "Three Stars of the Game" Award... Opened the season setting a career-high in points with 2-2-4 Oct. 5 vs. Anaheim... It marked the second time in franchise history that a player scored two goals in the season opening game (Dan Fritsche, 2005-06)... Collected 6-3-9 during a five-game goal streak Oct. 17-25... Registered his 50th career multi-point game with 1-1-2 Oct. 17 vs. Dallas... Had 1-1-2 and tied a Blue Jackets single-game record with 10 shots on goal Oct. 31 at Los Angeles... Played the 300th game of his NHL career Nov. 12 vs. Nashville... Collected his 100th career NHL assist Nov. 18 vs. Detroit... Missed two games Dec. 26-27 due to an illness... Scored 2-1-3, including the game-winning goal, and tied a Blue Jackets record with 10 shots on goal Jan. 17 at Phoenix... Also recorded the 1,000th shot of his NHL career in the same game... Was selected to his third All-Star Game, which was played at Atlanta's Philips Arena on Jan. 27... Set an All-Star Game record when he scored just 0:12 into the game, surpassing the previous mark for fastest goal to start the game of 0:19 by Detroit's Ted Lindsay in 1950... Added his second goal in the second period to become the first player to score two or more goals in consecutive All-Star Games (recorded 2-2-4 at 2007 All-Star Game)... Became the 15th player in All-Star Game history to record a hat trick with his third goal in the third period... Named to Team Canada roster for World Championships on Apr. 8... Collected 6-7-13 with six penalty minutes and was +9 in nine games to help Canada win the silver medal... Was second (tied) in the tournament in goals and third (tied) in points... Named to the All-Tournament Team... **2006-07:** Recorded 27-30-57 and 73 penalty minutes in 75 games with Columbus... Led the club in goals, power play goals (9), game-winning goals (5), shots (228) and shooting percentage (11.8), while ranking second in assists and points... Missed two games Nov. 22-24 due to a lower body injury... Scored his 100th career goal and had an assist Dec. 16 vs. Chicago... Missed five games Jan. 9-16 due to a back injury suffered Jan. 5 at Anaheim... Had 2-2-4 at the All-Star Game in Dallas on Jan. 24... Scored the first shorthanded goal of his NHL career Feb. 24 at NY Rangers (Henrik Lundqvist)... Had 6-5-11 and four penalty minutes and was +8 in nine games for Team Canada at the World Championships... Was named MVP of the tournament, while helping Canada win the gold medal... **2005-06:** Tallied 31-23-54, 51 penalty minutes and was +5 in 54 games with Columbus... Led the club in goals, power play goals (11-tied) and shooting percentage (18.2, 14th in NHL), ranked second (tied) in points, shots on goal (170) and multi-point games (17), third in game-winning goals (4) and plus/minus rating and fourth (tied) in assists... Scored 31-23-54 in 51 games after Dec. 17 (with goals in 25 of the 51 contests) when he returned from ankle and knee injuries that forced him to miss 28 of the first 31 games of the

season... Improved his plus/minus rating by 40 from 2003-04 (-35 to 5)... Had 1-1-2 Apr. 15 vs. Chicago to become the first player since 2002-03 (Keith Tkachuk, 31 goals in 56 games), and just the sixth in the last 10 years, to record 30 goals in a season when playing in fewer than 60 games... Collected his first career hat trick and set a franchise record with 10 shots Apr. 7 at Detroit (Manny Legace)... Had 9-7-16 during a nine-game point streak Dec. 30-Jan. 16, which tied the franchise record set by Andrew Cassels (4-9-13 from Nov. 1-17, 2002)... His goal 0:10 seconds into the game Jan. 11 vs. Pittsburgh was the fastest to start a game and period in franchise history (Andrew Cassels, 0:16 into 1st period Mar. 15, 2003 vs. Minnesota)... Tallied 0-1-1 in six games for Team Canada at the Winter Olympic Games in Turin, Italy... Missed 11 games Oct. 7-29 due to a high ankle sprain... Missed 17 games Nov. 4-Dec. 15 due to a sprained knee... **2004-05:** Had 26-20-46 and 83 penalty minutes in 44 games with HC Davos (Swiss)... Ranked second in the league in goals... Added 9-2-11 and 26 penalty minutes in 15 playoff games... Helped HC Davos win the Spengler Cup... Won a silver medal with Team Canada at the World Championships... Tallied 9-6-15 and eight penalty minutes and was +7 in nine games... Led the tournament in goals, ranked second in points and was named to the All-Tournament Team... **2003-04:** Tallied 41-16-57 and 87 penalty minutes in 80 games with Columbus... Shared "Rocket" Richard Trophy with Calgary's Jarome Iginla and Atlanta's Ilya Kovalchuk as NHL's top goal scorer... Youngest player in NHL history to win goal scoring title... Led the NHL with 19 power play goals... First teenager to net 40 goals in the NHL since 1987-88 (Jimmy Carson)... Set franchise record for goals and power play goals in a season... Eighth-most career goals by a teenager in NHL history (58)... Represented Western Conference at 2004 NHL All-Star Game... First teenager to play in the NHL All-Star Game since Quebec's Owen Nolan (19 years, 340 days) and Pittsburgh's Jaromir Jagr (19 years, 337 days) in the 1992 contest... Nash was 19 years, 237 days old on the day of the game... Nash was the youngest All-Star Game participant since Toronto's Wendel Clark (19 years, 102 days) in 1986... **2002-03:** Tallied 17-22-39 and 78 penalty minutes in 74 games with Columbus... Youngest player in the NHL... Led all NHL rookies in power play points with 16... Ranked second (tied) in points, power play goals, power play assists (10) and shots (154), was third (tied) in assists, and fourth in goals and shooting percentage (11.0) among NHL rookies... Became just the eighth No. 1 overall draft pick to score in his first-ever NHL game with his goal Oct. 10 vs. Chicago (Jocelyn Thibault)... He was also the first No. 1 overall draft pick to score in his first game in his draft year since Mario Lemieux in 1984... Named NHL Rookie of the Month for November after collecting 4-5-9 in 14 games... Named to the Topps/YoungStars Game as part of the NHL's All-Star Weekend... Had a hand in all three of the Western Conference's goals (2-1-3) in an 8-3 loss... Scored a pair of goals Nov. 9 vs. NY Rangers, marking his first multi-goal and multi-point game in the NHL... Tallied the first assist of his NHL career (Ray Whitney goal) Oct. 25 vs. San Jose... Scored the first power play goal of his NHL career Dec. 7 at Los Angeles (Felix Potvin)... Became fourth youngest NHL player to score in overtime with tally Mar. 6 vs. Vancouver (Alexander Auld)... **2001-02:** Collected 32-40-72 and 88 penalty minutes in 54 games with London (OHL)... Named an alternate captain for the Knights... Named OHL Player of the Week for Dec. 4-9 after recording 4-3-7 in three games... Recorded a hat trick on Dec. 6 vs. Sarnia... Posted 11-15-26 during a 12-game point streak Nov. 22-Jan. 18... Led the Knights in goals and ranked second in points... Named to the OHL's Third All-Star Team... Performed at the CHL/NHL Top Prospects Game in Saskatoon... Helped Team Canada win the silver medal at the World Junior Championships in the Czech Republic... **2000-01:** Registered 31-35-66 and 56 penalty minutes in 58 games with London (OHL)... Captured OHL Rookie of the Year honors... Selected to the OHL First All-Rookie Team and CHL All-Rookie Team... Led the Knights in goals (second among OHL rookies) and was second in points.

**CAREER TRANSACTIONS:** Columbus' first pick, first overall, in the 2002 Entry Draft.

## HONORS & AWARDS

### NHL FOUNDATION AWARD

(Community Service) – 2008-09

### OLYMPICS – Team Canada 2006

Tallied 0-1-1 with 10 PIM in six games.

### MAURICE "ROCKET" RICHARD TROPHY

(Top Goal Scorer) – 2003-04

### NHL YOUNGSTARS GAME – 2002-03

Tallied 2-1-3 for Western Conference in 8-3 loss.

### CALDER MEMORIAL TROPHY

(Rookie of the Year) – 2002-03 – Finalist

### NHL ALL-ROOKIE TEAM – 2002-03

## NHL ALL-STAR GAME

**2008-09** – Scored one goal and had two assists for the Western Conference in a 12-11 shootout loss at Bell Centre in Montreal, Quebec.

**2007-08** – Set an All-Star Game record when he scored just 0:12 into the game, surpassing the previous mark for fastest goal to start the game of 0:19 by Detroit's Ted Lindsay in 1950; Added his second goal in the second period to become the first player to score two or more goals in consecutive All-Star Games (recorded 2-2-4 at 2007 All-Star Game); Became the 15th player in All-Star Game history to record a hat trick with his third goal in the third period for the Western Conference in an 8-7 loss at Philips Arena in Atlanta.

**2006-07** – Scored two goals and added two assists to help the Western Conference to a 12-9 victory at the All-Star Game in Dallas on Jan. 24.

**2003-04** – Fired off three shots for Western Conference in 6-4 loss at game played at Xcel Energy Center in St. Paul,

**CAREER POINTS STREAKS**

\*three games or more

Gm	Date	G-A-Pts
9	Dec. 30, 2005-Jan. 16, 2006	9-7-16
8	Nov. 20-Dec. 6, 2003	8-2-10
6	Mar. 9-22, 2008	3-7-10
6	Nov. 14-24, 2007	5-5-10
5	Mar. 1-10, 2009	6-2-8
5	Dec. 27, 2008-Jan. 3, 2009	2-8-10
5	Nov. 12-22, 2008	5-3-8
5	Feb. 21-Mar. 2, 2008	4-1-5
5	Oct. 17-25, 2007	6-3-9
5	Jan. 27-Feb. 11, 2004	3-4-7
5	Jan. 8-15, 2003	3-5-8
4	Nov. 1-7, 2008	0-5-5
4	Feb. 10-17, 2008	3-3-6
4	Mar. 25-Apr. 1, 2006	5-2-7
4	Mar. 9-15, 2006	3-3-6
4	Nov. 7-9, 2002	2-3-5
3	Mar. 26-29, 2009	2-5-7
3	Feb. 18-21, 2009	3-3-6
3	Nov. 29-Dec. 4, 2008	3-2-5
3	Oct. 17-21, 2008	4-1-5
3	Jan. 5-11, 2008	2-1-3
3	Dec. 1-5, 2007	2-2-4
3	Mar. 17-22, 2007	1-3-4
3	Feb. 8-14, 2007	1-3-4
3	Dec. 14-18, 2006	3-4-7
3	Nov. 4-10, 2006	1-2-3
3	Oct. 6-9, 2006	3-3-6
3	Apr. 15-18, 2006	2-2-4
3	Jan. 27-Feb. 1, 2006	2-2-4
3	Dec. 17-21, 2005	3-0-3
3	Dec. 23-27, 2003	3-0-3
3	Oct. 25-30, 2003	4-0-4
3	Oct. 11-16, 2003	3-1-4
3	Mar. 17-22, 2003	2-1-3
3	Feb. 5-12, 2003	1-2-3

**CAREER GOAL-SCORING STREAKS**

\*three games or more

Gm	Date	Goals
6	Dec. 30, 2005-Jan. 11, 2006	7
5	Nov. 12-22, 2008	5
5	Nov. 14-23, 2008	5
5	Oct. 17-25, 2008	6
5	Nov. 26-Dec. 6, 2003	6
3	Feb. 18-21, 2009	3
3	Oct. 17-21, 2008	4
3	Dec. 14-18, 2006	3
3	Mar. 25-31, 2006	5
3	Dec. 17-21, 2005	3
3	Dec. 23-27, 2003	3
3	Oct. 25-30, 2003	4
3	Oct. 11-16, 2003	3
3	Jan. 10-13, 2003	3

**NHL'S YOUNGEST GOAL LEADERS**

Player	Team	Age	Season	Goals
Rick Nash	CBJ	19 yrs., 291 days	2003-04	41
Wayne Gretzky	EDM	21 yrs., 68 days	1981-82	92
Bobby Hull	CHI	21 yrs., 77 days	1959-60	39
Charlie Conacher	TOR	21 yrs., 92 days	1930-31	32
Wayne Gretzky	EDM	22 yrs., 67 days	1982-83	71
Mike Bossy	NYI	22 yrs., 69 days	1978-79	69

**PLAYERS WHO SCORED 30 OR MORE GOALS IN A SEASON IN WHICH THEY PLAYED IN FEWER THAN 60 GAMES SINCE 1990-91**

Player	Team	Season	GP	Goals
Rick Nash	CBJ	2005-06	54	31
Keith Tkachuk	STL	2002-03	56	31
Mario Lemieux	PIT	2000-01	43	35
Eric Lindros	PHI	1996-97	52	32
Tomas Sandstrom	PIT	1995-96	58	35
Ray Sheppard	DET	1994-95	43	30
Owen Nolan	QUE	1994-95	46	30
Alex Zhamnov	WIN	1994-95	48	30
Marian Gaborik	MIN	2006-07	48	30
Jaromir Jagr	PIT	1994-95	48	32
Peter Bondra	WSH	1994-95	47	34
Cam Neely	BOS	1993-94	49	50
Gary Roberts	CGY	1992-93	58	38
Pat LaFontaine	BUF	1991-92	57	46

**TEENAGERS WHO SCORED 40 OR MORE GOALS IN NHL HISTORY**

Player	Team	Age	Season	Goals
Jimmy Carson	LA	19	1987-88	55
Wayne Gretzky	EDM	19	1979-80	51
Dale Hawerchuk	WIN	18	1981-82	45
Mario Lemieux	PIT	19	1984-85	43
Rick Nash	CBJ	19	2003-04	41
Brian Bellows	MIN	19	1983-84	41
Dale Hawerchuk	WIN	19	1982-83	40
Sylvain Turgeon	HAR	19	1983-84	40

**MULTI-POINT GAMES**

Two-Goal Games:	26	Apr. 4, 2009 at Nashville – most recent
Two-Assist Games:	22	Mar. 26, 2009 vs. Calgary – most recent
Two-Point Games:	88	Apr. 8, 2009 at Chicago – most recent
Three-Goal Games:	4	Mar. 7, 2009 at Detroit – most recent
Three-Assist Games:	4	Mar. 26, 2009 vs. Calgary – most recent
Three-Point Games:	22	Mar. 26, 2009 vs. Calgary – most recent
Four-Point Games:	3	Mar. 26, 2009 vs. Calgary – most recent

**MOST GOALS BY A PLAYER DRAFTED IN THE 2002 NHL ENTRY DRAFT**

Player	Team	Selected	GP	Goals
Rick Nash	CBJ	Columbus, 1st pick, 1st overall	441	194
Alexander Semin	WSH	Washington, 1st pick, 13th overall	254	108
Joffrey Lupul	ANA	Anaheim, 1st pick, 7th overall	372	102
Christopher Higgins	MTL	Montreal, 1st pick, 14th overall	282	84
Jarret Stoll	LA	Edmonton, 3rd pick, 36th overall	360	77
Matt Stajan	TOR	Toronto, 2nd pick, 57th overall	390	71
Matthew Lombardi	PHX	Calgary, 3rd pick, 90th overall	366	70
Petr Prucha	PHX	NY Rangers, 8th pick, 240th overall	256	65
Alexander Steen	STL	Toronto, 1st pick, 24th overall	314	56



# SAMUEL PAHLSSON

26  
CENTER



## GAME HIGHS

G: 2 (4x), 10/11/06 vs. NYI  
A: 2 (5x), 3/15/07 vs. STL  
PTS: 3, 3/9/03 vs. DET  
PIM: 12, 2/17/07 at LA

## NHL FIRSTS

GP: 10/5/00 vs. OTT  
G: 10/20/00 at CGY  
A: 10/9/00 vs. FLA

## BLUE JACKETS FIRSTS

GP: None  
G: None  
A: None

## CAREER RECORD

YEAR	TEAM	LEAGUE	GP	TOI	G	A	PTS	+/-	PIM
1994-95	MoDo	Sweden	1	n/a	0	0	0	0	0
1995-96	MoDo	Sweden	36	n/a	1	3	4	n/a	8
	MoDo Jr.	Sweden Jr.	30	n/a	10	11	21	n/a	26
1996-97	MoDo	Sweden	49	n/a	8	9	17	n/a	83
	MoDo Jr.	Sweden Jr.	5	n/a	2	6	8	n/a	2
1997-98	MoDo	Sweden	23	n/a	6	11	17	0	24
1998-99	MoDo	Sweden	50	n/a	17	17	34	19	44
1999-00	MoDo	Sweden	47	n/a	16	11	27	5	87
	MoDo	EuroHL	4	n/a	1	0	1	1	0
2000-01	Boston	NHL	17	14:19	1	1	2	-5	6
	Anaheim	NHL	59	14:14	3	4	7	-9	14
2001-02	Anaheim	NHL	80	16:24	6	14	20	-16	26
2002-03	Anaheim	NHL	34	13:20	4	11	15	10	18
	Cincinnati	AHL	13	n/a	1	7	8	7	24
2003-04	Anaheim	NHL	82	16:51	8	14	22	-2	52
2004-05	Frolunda	Sweden	48	n/a	6	18	24	13	56
2005-06	Anaheim	NHL	82	16:30	11	10	21	-1	34
	Sweden	Olympics	8	n/a	2	2	4	-1	8
2006-07	Anaheim	NHL	82	17:22	8	18	26	-4	42
2007-08	Anaheim	NHL	56	18:46	6	9	15	-2	34
2008-09	Anaheim	NHL	52	18:30	5	10	15	-16	32
	Chicago	NHL	13	17:24	2	1	3	-1	2
NHL TOTALS			557	16:36	54	92	146	-46	260
AHL TOTALS			13	...	1	7	8	7	24
SWEDEN TOTALS			254	...	54	69	123	37	302

## REGULAR SEASON

GP	TOI	G	A	PTS	+/-	PIM
1	n/a	0	0	0	0	0
36	n/a	1	3	4	n/a	8
30	n/a	10	11	21	n/a	26
49	n/a	8	9	17	n/a	83
5	n/a	2	6	8	n/a	2
23	n/a	6	11	17	0	24
50	n/a	17	17	34	19	44
47	n/a	16	11	27	5	87
4	n/a	1	0	1	1	0
17	14:19	1	1	2	-5	6
59	14:14	3	4	7	-9	14
80	16:24	6	14	20	-16	26
34	13:20	4	11	15	10	18
13	n/a	1	7	8	7	24
82	16:51	8	14	22	-2	52
48	n/a	6	18	24	13	56
82	16:30	11	10	21	-1	34
8	n/a	2	2	4	-1	8
82	17:22	8	18	26	-4	42
56	18:46	6	9	15	-2	34
52	18:30	5	10	15	-16	32
13	17:24	2	1	3	-1	2
557	16:36	54	92	146	-46	260
13	...	1	7	8	7	24
254	...	54	69	123	37	302

## PLAYOFFS

GP	G	A	PTS	PIM
...	...	...	...	...
4	0	0	0	0
...	...	...	...	...
...	...	...	...	...
9	3	0	3	6
13	3	3	6	10
13	3	3	6	8
3	1	1	2	2
...	...	...	...	...
...	...	...	...	...
21	2	4	6	12
...	...	...	...	...
...	...	...	...	...
14	4	7	11	24
16	2	3	5	18
...	...	...	...	...
21	3	9	12	20
6	0	0	0	0
...	...	...	...	...
17	2	3	5	4
81	9	19	28	54
...	...	...	...	...
53	13	13	26	48

## V S . T H E N H L

TEAM	GP	G	A	PTS	PIM	TEAM	GP	G	A	PTS	PIM	TEAM	GP	G	A	PTS	PIM
ANA	1	0	0	0	0	DET	26	4	5	9	10	OTT	9	1	1	2	4
ATL	9	1	1	2	0	EDM	26	1	2	3	6	PHI	6	1	1	2	4
BOS	5	0	1	1	0	FLA	9	0	3	3	2	PHX	43	1	10	11	22
BUF	6	0	1	1	2	LA	44	5	5	10	36	PIT	5	0	0	0	0
CGY	28	3	4	7	8	MIN	23	4	3	7	4	STL	28	3	7	10	12
CAR	11	1	3	4	6	MTL	8	1	3	4	4	SJ	47	3	9	12	26
CHI	27	3	5	8	10	NSH	27	4	1	5	18	TB	8	0	2	2	6
COL	25	2	3	5	12	NJ	7	2	0	2	0	TOR	7	0	1	1	4
CBJ	30	1	7	8	14	NYI	7	3	0	3	0	VAN	26	4	4	8	10
DAL	43	3	7	10	24	NYR	8	1	2	3	8	WSH	8	2	1	3	8
TOT	557	54	92	146	260	TOT	557	54	92	146	260						



HEIGHT: 6-0 WEIGHT: 203 SHOOTS: LEFT BORN: DEC. 17, 1977 (ANGE, SWE)  
LAST AMATEUR CLUB: MODO JR. (SWEDEN JR.)

**2008-09:** Combined to record 7-11-18, 34 penalty minutes and was -17 in 65 games with Anaheim and Chicago... Tallied 5-10-15 and 32 penalty minutes in 52 games with the Ducks... Played the 500th game of his NHL career Oct. 24 at Ottawa... Had assists in back-to-back games Dec. 7-10... Skated in a season high 23:10 of ice time Dec. 19 at Edmonton... Had a season high 0-2-2 Jan. 27 at Phoenix... Collected 2-1-3 and two penalty minutes in 13 games with the Blackhawks... Chicago went 8-2-3 when he was in the lineup... Missed 18 games Feb. 2-Mar. 17 due to injury... **PLAYOFFS:** Added 2-3-5 and four penalty minutes in 17 playoff games, helping the Blackhawks reach the Western Conference Final... Notched 1-1-2 in Game 4 of the Western Conference Quarterfinals at Calgary on Apr. 22... Collected 1-1-2 in Game 3 of the Western Conference Final vs. Detroit on May 22... **Games lost to injury:** 18... **Multi-point (goal) games:** 1 (0)... **Most Points:** 2 – Jan. 27 at Phoenix... **Most Goals:** 1 (7x) – Apr. 3 vs. Nashville, most recent... **Most Assists:** 2 – Jan. 27 at Phoenix... **Most PIM:** 4 – Nov. 5 vs. St. Louis... **Most Shots:** 4 (3x) – Apr. 3 vs. Nashville, most recent.

**CAREER: 2007-08:** Tallied 6-9-15 and 34 penalty minutes in 56 games with Anaheim... Missed the first five games of the season recovering from offseason sports hernia surgery, snapping a streak of 275-consecutive games played, which is an Anaheim franchise record... Fired a career high eight shots on goal Oct. 28 vs. Edmonton... Missed 21 games Dec. 27-Feb. 8 with an abdominal injury... Recorded 1-4-5 during a career high (tied) four-game point streak Mar. 9-15... Was scoreless in six playoff games... **2006-07:** Collected 8-18-26 and 42 penalty minutes in 82 games with Anaheim... Was a finalist for the Frank J. Selke Trophy, awarded annually to the forward who demonstrates the most skill in the defensive component of the game... Ranked eighth in the NHL in face-offs won (802) and was ninth in face-offs taken (1,523)... Led the club in hits (181)... Set career highs in assists, points and games played (tied)... Tied a single game career high with 2-0-2 Oct. 11 vs. NY Islanders... Played the 400th game of his NHL career Jan. 11 at Dallas... Added 3-9-12 and 20 penalty minutes in 21 playoff games, helping the Ducks win the Stanley Cup... Led the NHL in playoff hits (79), plus/minus rating (+10) and face-off wins (246)... **2005-06:** Registered 11-10-21 and 34 penalty minutes in 82 games with Anaheim... Set career highs in goals and games played (tied)... Collected the 100th point of his NHL career Dec. 2 at Los Angeles... Had five goals during a three-game goal scoring streak Mar. 31-Apr. 4... Added 2-3-5 and 18 penalty minutes in 16 playoff games... Had 2-2-4 in eight games for Sweden at the Winter Olympic Games... Helped Sweden win the gold medal... **2004-05:** Notched 6-18-24, 56 penalty minutes and was +13 in 48 games with Frolunda (Sweden)... **2003-04:** Tallied 8-14-22 and 52 penalty minutes in 82 games with Anaheim... Set career highs in games played (tied) and penalty minutes... Notched the first two-goal game of his career Mar. 3 vs. Minnesota... Skated for Team Sweden in the World Cup of Hockey... **2002-03:** Notched 4-11-15, 18 penalty minutes and was +10 in 34 games with Anaheim... Added 2-4-6 and 12 penalty minutes in 21 playoff games, helping the Ducks reach the Stanley Cup Final... Had 1-7-8, 24 penalty minutes and was +7 in 13 games with Cincinnati (AHL)... **2001-02:** Recorded 6-14-20 and 26 penalty minutes in 80 games with Anaheim... Collected his first multi-point game of his NHL career with 0-2-2 Oct. 21 vs. Vancouver... **2000-01:** Combined to score 4-5-9 and 20 penalty minutes in 76 games with Boston and Anaheim... Had 1-1-2 and six penalty minutes in 17 games with the Bruins... Tallied 3-4-7 and 14 penalty minutes in 59 games with the Ducks... Registered the first point of his NHL career with an assist (Mikko Eloranta goal) Oct. 9 vs. Florida... Scored the first goal of his NHL career Oct. 20 at Calgary (Fred Braithwaite)... **1999-00:** Notched 16-11-27, 87 penalty minutes and was +5 in 47 games with MoDo (Sweden)... Added 3-3-6 and eight penalty minutes in 13 playoff games... Had 1-0-1 and was +1 in four games with MoDo (EuroHL)... Added 1-1-2 and two penalty minutes in two playoff games... **1998-99:** Recorded 17-17-34, 44 penalty minutes and was +19 in 50 games with MoDo (Sweden)... Set career highs in games played, goals, assists, points and plus/minus rating... Added 3-3-6 and 10 penalty minutes in 13 playoff games... **1997-98:** Collected 6-11-17 and 24 penalty minutes in 23 games with MoDo (Sweden)... Added 3-0-3 and six penalty minutes in nine playoff games... **1996-97:** Had 8-9-17 and 83 penalty minutes in 49 games with MoDo (Sweden)... Notched 2-6-8 and two penalty minutes in five games with MoDo Jr. (Sweden Jr.)... **1995-96:** Tallied 1-3-4 and eight penalty minutes in 36 games with MoDo (Sweden)... Was scoreless in four playoff games... Recorded 10-11-21 and 26 penalty minutes in 30 games with MoDo Jr. (Sweden Jr.)... **1994-95:** Was scoreless in one game with MoDo (Sweden).

**CAREER TRANSACTIONS:** Colorado's 10th pick, 176th overall, in the 1996 Entry Draft... Acquired by Boston with Brian Rolston, Martin Grenier and New Jersey's first round pick (previously acquired, Boston selected Martin Samuelsson) in the 2000 Entry Draft from Colorado in exchange for Raymond Bourque and Dave Andreychuk on Mar. 6, 2000... Acquired by Anaheim from Boston in exchange for Patrick Traverse and Andrei Nazarov on Nov. 18, 2000... Acquired by Chicago with Logan Stephenson and future considerations from Anaheim in exchange for James Wisniewski and Petri Kontiola on Mar. 4, 2009... Signed as a free agent by Columbus on July 1, 2009.



# KRIS RUSSELL

10  
DEFENSE



#### GAME HIGHS

G: 2, 1/22/08 at DAL  
A: 2 (2x), 3/3/09 vs. LA  
PTS: 2 (4x), 3/3/09 vs. LA  
PIM: 12, 3/26/09 vs. CGY

#### NHL FIRSTS

GP: 10/5/07 vs. ANA  
G: 1/22/08 at DAL  
A: 10/5/07 vs. ANA

#### BLUE JACKETS FIRSTS

GP: 10/5/07 vs. ANA  
G: 1/22/08 at DAL  
A: 10/5/07 vs. ANA

## CAREER RECORD

YEAR	TEAM	LEAGUE	GP	TOI	G	A	PTS	+/-	PIM
2003-04	Medicine Hat	WHL	55	n/a	4	15	19	-1	30
2004-05	Medicine Hat	WHL	72	n/a	26	35	61	29	37
2005-06	Medicine Hat	WHL	55	n/a	14	33	47	8	19
2006-07	Medicine Hat	WHL	59	n/a	32	37	69	14	56
2007-08	Columbus	NHL	67	14:47	2	8	10	-12	14
2008-09	Columbus	NHL	66	16:07	2	19	21	-10	28
	Syracuse	AHL	14	n/a	3	5	8	-3	0
CBJ/NHL TOTALS			133	15:26	4	27	31	-22	42
AHL TOTALS			14	...	3	5	8	-3	0
WHL TOTALS			241	...	76	120	196	50	142

## REGULAR SEASON

GP	TOI	G	A	PTS	+/-	PIM
55	n/a	4	15	19	-1	30
72	n/a	26	35	61	29	37
55	n/a	14	33	47	8	19
59	n/a	32	37	69	14	56
67	14:47	2	8	10	-12	14
66	16:07	2	19	21	-10	28
14	n/a	3	5	8	-3	0
133	15:26	4	27	31	-22	42
14	...	3	5	8	-3	0
241	...	76	120	196	50	142

## PLAYOFFS

GP	G	A	PTS	PIM
20	3	2	5	4
10	2	1	3	4
13	4	8	12	11
23	4	15	19	24
...	...	...	...	...
4	1	1	2	2
...	...	...	...	...
4	1	1	2	2
...	...	...	...	...
66	13	26	39	43

## V S . T H E N H L

TEAM	GP	G	A	PTS	PIM	TEAM	GP	G	A	PTS	PIM	TEAM	GP	G	A	PTS	PIM
ANA	6	1	2	3	0	DET	10	0	1	1	2	OTT	2	0	0	0	0
ATL	1	0	0	0	0	EDM	6	0	1	1	2	PHI	1	0	1	1	0
BOS	2	0	0	0	0	FLA	2	0	1	1	0	PHX	6	0	0	0	2
BUF	1	0	1	1	0	LA	8	1	3	4	2	PIT	2	0	0	0	0
CGY	6	0	3	3	12	MIN	4	0	1	1	0	STL	13	0	2	2	12
CAR	2	0	1	1	0	MTL	1	0	0	0	0	SJ	8	0	0	0	0
CHI	11	0	2	2	4	NSH	12	0	2	2	2	TB	2	0	1	1	0
COL	7	0	1	1	0	NJ	1	0	0	0	0	TOR	1	0	0	0	0
CBJ	0	0	0	0	0	NYI	1	0	1	1	0	VAN	6	0	1	1	2
DAL	8	2	2	4	0	NYR	0	0	0	0	0	WSH	3	0	0	0	2
												TOT	133	4	27	31	42

HEIGHT: 5-10 WEIGHT: 185 SHOOTS: LEFT BORN: MAY 2, 1987 (CAROLINE, AB)  
LAST AMATEUR CLUB: MEDICINE HAT (WHL)

**2008-09:** Registered 2-19-21, 28 penalty minutes and was -10 in 66 games with Columbus... Tied for third among club defensemen in points... Set career highs in goals (tied), assists and points... Collected 1-1-2 Dec. 7 at Anaheim... Registered 1-3-4 during a three-game point streak Dec. 7-13... Scored the game-winning goal Dec. 29 at Los Angeles... Had assists in three-straight games (0-3-3) Jan. 18-21... Played the 100th game of his Blue Jackets and NHL career Jan. 30 vs. Ottawa... Notched assists in three-straight games (0-3-3) Feb. 13-16... Tallied 0-2-2 Mar. 3 vs. Los Angeles... Recorded 3-5-8 and two power play goals in 14 games with Syracuse (AHL)... Had three multi-point games, including 0-2-2 Nov. 8 vs. Manitoba... **PLAYOFFS:** Added 1-1-2 in four playoff games... Made his Stanley Cup playoffs debut in Game 1 of the Western Conference Quarterfinals at Detroit on Apr. 16... Recorded his first Stanley Cup playoffs point with an assist (Kristian Huselius goal) and scored his first goal in Game 4 of the Western Conference Quarterfinals vs. Detroit on Apr. 23 (Chris Osgood)... **Games lost to injury:** 0... **Multi-point (goal) games:** 2 (0)... **Most Points:** 2 (2x) – Mar. 3 vs. Los Angeles, most recent... **Most Goals:** 1 (2x) – Dec. 29 at Los Angeles, most recent... **Most Assists:** 2 – Mar. 3 vs. Los Angeles... **Most PIM:** 12 – Mar. 26 vs. Calgary... **Most Shots:** 4 (2x) – Mar. 29 vs. St. Louis, most recent.


**CAREER: 2007-08:** Collected 2-8-10 and 14 penalty minutes in 67 games with Columbus... First professional season... Jackets were 6-1-1 when he recorded a point... Made his NHL debut and recorded his first NHL point with an assist (Rick Nash goal) Oct. 5 vs. Anaheim... Played in a season-high 20:43 Jan. 20 at Colorado... Scored his first two NHL goals, including the game-winner, Jan. 22 at Dallas (Mike Smith)... Missed five games Mar. 19-28 due to a groin injury suffered Mar. 18 vs. Calgary... Had at least one shot on goal in 49-of-67 games... **2006-07:** Tallied 32-37-69, 56 penalty minutes and was +14 in 59 games with Medicine Hat (WHL)... Set career highs in goals, assists, points and penalty minutes... Won the Four Broncos Trophy as the Western Hockey League Player of the Year... Won the Bill Hunter Memorial Trophy as the league's Defenseman of the Year for the second-consecutive year... Was a WHL First All-Star Team selection... Led the Tigers in goals and points... Led WHL defensemen in scoring... Scored a team-high 22 power play goals... Racked up 4-15-19 and was +4 in 23 playoff games... Led the club to the Western Hockey League championship... **2005-06:** Scored 14-33-47, 19 penalty minutes and was +8 in 55 games with Medicine Hat (WHL)... Won the Bill Hunter Memorial Trophy as the WHL Defenseman of the Year... Won the Brad Hornung Trophy as the WHL's Most Sportsmanlike Player of the Year... Finished seventh in the WHL in points amongst defensemen... Tied for third among WHL defensemen in goals... Added 4-8-12 and 11 penalty minutes in 13 playoff games... Ranked fifth among WHL defensemen in points and tied for second in goals... Registered 1-3-4 and was +6 at the World Junior Championships... Helped Team Canada win the gold medal... Ranked eighth among defensemen in points and tied for eighth in plus/minus rating in the tournament... **2004-05:** Scored 26-35-61, 37 penalty minutes and was +29 in 72 games with Medicine Hat (WHL)... Was ninth in the WHL in plus/minus rating... Led all WHL defensemen in goals and ranked third in points... Scored more goals than any defenseman in the entire CHL (OHL, QMJHL, & WHL)... Ranked No. 95 North American skater in Central Scouting Year End Rankings... **2003-04:** Recorded 4-15-19 and 30 penalty minutes in 55 games with Medicine Hat (WHL)... Added 3-2-5 and four penalty minutes in 20 playoff games... Helped Medicine Hat win the WHL Championship... Skated in four games with Medicine Hat at the 2004 Memorial Cup.

**CAREER TRANSACTIONS:** Columbus' third pick, 67th overall, in the 2005 Entry Draft.



# RAFFI TORRES

14  
LEFT WING



#### GAME HIGHS

G: 2 (9x), 3/21/09 at FLA  
A: 3 (2x), 10/25/07 vs. MIN  
PTS: 3 (2x), 10/25/07 vs. MIN  
PIM: 15, 4/3/04 at VAN

#### NHL FIRSTS

GP: 11/24/01 vs. ANA  
G: 10/9/03 vs. SJ  
A: 1/3/02 vs. PIT

#### BLUE JACKETS FIRSTS

GP: 11/1/08 vs. CHI  
G: 11/29/08 vs. WSH  
A: 11/5/08 vs. EDM

## CAREER RECORD

YEAR	TEAM	LEAGUE
1998-99	Brampton	OHL
1999-00	Brampton	OHL
2000-01	Brampton	OHL
2001-02	NY Islanders	NHL
	Bridgeport	AHL
2002-03	NY Islanders	NHL
	Bridgeport	AHL
	Hamilton	AHL
2003-04	Edmonton	NHL
2004-05	Edmonton	AHL
2005-06	Edmonton	NHL
2006-07	Edmonton	NHL
2007-08	Edmonton	NHL
2008-09	Columbus	NHL
CBJ TOTALS		
NHL TOTALS		
AHL TOTALS		
OHL TOTALS		

## REGULAR SEASON

GP	TOI	G	A	PTS	+/-	PIM
62	n/a	35	27	62	-27	32
68	n/a	43	48	91	6	40
55	n/a	33	37	70	16	76
14	7:35	0	1	1	2	6
59	n/a	20	10	30	-5	45
17	7:40	0	5	5	0	10
49	n/a	17	15	32	6	54
11	n/a	1	7	8	-3	14
80	12:38	20	14	34	12	65
67	n/a	21	25	46	4	165
82	13:24	27	14	41	4	50
82	14:19	15	19	34	-7	88
32	17:00	5	6	11	-4	36
51	12:05	12	8	20	-4	23
51	12:05	12	8	20	-4	23
358	13:04	79	67	146	3	278
186	...	59	57	116	2	278
185	...	111	112	223	-5	148

## PLAYOFFS

GP	G	A	PTS	PIM
...	...	...	...	...
6	5	2	7	23
8	7	4	11	19
...	...	...	...	...
20	8	9	17	26
...	...	...	...	...
23	6	1	7	29
...	...	...	...	...
...	...	...	...	...
22	4	7	11	16
...	...	...	...	...
...	...	...	...	...
4	0	2	2	2
4	0	2	2	2
26	4	9	13	18
43	14	10	24	55
14	12	6	18	42

## V S . T H E N H L

TEAM	GP	G	A	PTS	PIM	TEAM	GP	G	A	PTS	PIM	TEAM	GP	G	A	PTS	PIM	
ANA	17	4	4	8	6	DET	19	6	3	9	18	OTT	5	1	1	2	0	
ATL	6	2	2	4	4	EDM	5	1	2	3	7	PHI	8	1	1	2	2	
BOS	4	2	0	2	0	FLA	5	4	0	4	2	PHX	16	4	0	4	12	
BUF	4	1	1	2	0	LA	16	4	3	7	15	PIT	7	0	2	2	4	
CGY	30	2	3	5	25	MIN	28	3	8	11	24	STL	19	2	5	7	12	
CAR	5	0	1	1	2	MTL	9	2	0	2	11	SJ	14	3	1	4	13	
CHI	19	5	3	8	13	NSH	17	2	6	8	15	TB	3	0	1	1	0	
COL	26	6	6	12	16	NJ	4	1	0	1	0	TOR	5	0	1	1	2	
CBJ	13	3	3	6	4	NYI	3	0	2	2	5	VAN	29	12	4	16	49	
DAL	15	5	4	9	6	NYR	2	2	0	2	2	WSH	5	1	0	1	9	
													TOT	358	79	67	146	278



HEIGHT: 6-0    WEIGHT: 216    SHOOTS: LEFT    BORN: OCT. 8, 1981 (TORONTO, ON)  
LAST AMATEUR CLUB: BRAMPTON (OHL)

**2008-09:** Registered 12-8-20, 23 penalty minutes and was -4 in 51 games with Columbus... Led the team and was tied for 20th in the NHL in game-winning goals (6)... Injured during a preseason game Sept. 29 vs. Chicago and missed the first 10 games of season... Made his Blue Jackets debut Nov. 1 vs. Chicago and had a game-high 10 hits... Collected 0-2-2 Nov. 5 vs. Edmonton... Scored his first goal as a Blue Jacket, the game-winner, Nov. 29 vs. Washington... Tallied a point in back-to-back games (1-1-2) Nov. 28-29... Missed 19 games Dec. 4-Jan. 13 due to injury... Registered points in back-to-back games (1-1-2) Feb. 10-13... Scored the game-winner Feb. 26 at Edmonton... Recorded 1-1-2 Mar. 3 vs. Los Angeles... Lit the lamp with the game-winning goal Mar. 10 vs. Boston... Also had the game-winning goal Mar. 13 at Chicago... Notched a two-goal game, including the game-winner, Mar. 21 at Florida... Scored the game-winner Mar. 31 vs. Nashville... **PLAYOFFS:** Added 0-2-2 in four playoff games... Tallied 0-2-2 in Game 4 of the Western Conference Quarterfinals vs. Detroit on Apr. 23... **Games lost to injury:** 29... **Multi-point (goal) games:** 3 (1)... **Most Points:** 2 (3x) – Mar. 21 at Florida, most recent... **Most Goals:** 2 – Mar. 21 at Florida... **Most Assists:** 2 – Nov. 5 vs. Edmonton... **Most PIM:** 5 – Feb. 26 at Edmonton... **Most Shots:** 4 (3x) – Apr. 8 at Chicago, most recent.

**CAREER: 2007-08:** Registered 5-6-11 and 36 penalty minutes in 32 games with Edmonton... Tied a single-game career high with two goals Oct. 18 at Phoenix... Tied a single-game career high with 0-3-3 Oct. 25 vs. Minnesota... Fired a career high 10 shots on goal Nov. 7 at Colorado... Played the 300th game of his NHL career Nov. 28 at Colorado... Had 2-2-4 during a four-game point streak Nov. 28-Dec. 3... Had his streak of 215-consecutive games played come to an end when he was a healthy scratch Dec. 7 vs. St. Louis... Missed 49 games due to a knee injury suffered Dec. 15 at Detroit... Underwent surgery to repair knee injury on Jan. 18 and missed the remainder of the season... **2006-07:** Scored 15-19-34 and 88 penalty minutes in 82 games with Edmonton... Set a career high in assists... Was one of three Oilers to play in all 82 games... Was third on the club in hits (114), ranked fifth in goals and penalty minutes and was sixth in assists and points... Played the 200th game of his NHL career Oct. 21 vs. Detroit... Recorded the 100th point of his NHL career Dec. 19 vs. Colorado... **2005-06:** Collected 27-14-41, 50 penalty minutes and was +4 in 82 games with Edmonton... Was one of three Oilers to play in all 82 games... Was second on the club in goals, third in hits (110) and sixth in points... Set career highs in goals and points... Had 5-4-9 during a career high six-game scoring streak Oct. 25-Nov. 4... Tied a single-game career high with 0-3-3 Nov. 4 at St. Louis... Added 4-7-11 and 16 penalty minutes in 22 playoff games, helping the Oilers reach the Stanley Cup Final... Was fifth in the NHL in playoff hits (47)... **2004-05:** Notched 21-25-46, 165 penalty minutes and was +4 in 67 games with Edmonton (AHL)... Led the team in points (tied), was second in goals, assists and power play goals (8), while ranking third in penalty minutes and shots on goal (173)... Became the first Road Runner to register a hat trick when he scored a team record four goals Nov. 24 vs. Milwaukee... Three of the four goals came in the third period, establishing a franchise record for most goals in a period... **2003-04:** Registered 20-14-34, 65 penalty minutes and was +12 in 80 games with Edmonton... Set a career high in plus/minus rating... Ranked second on the club in goals, third in power play goals (5) and fifth in points... Scored the first goal of his NHL career and added an assist Oct. 9 vs. San Jose (Evgeni Nabokov)... Represented Oilers and scored a goal at NHL YoungStars Game during All-Star Weekend Feb. 7 at Xcel Energy Center in Minnesota... **2002-03:** Recorded 0-5-5 and 10 penalty minutes in 17 games with NY Islanders... Combined to score 18-22-40 and 68 penalty minutes in 60 games with Bridgeport and Hamilton (AHL)... Netted his first career AHL hat trick Jan. 30 vs. Worcester... Added 6-1-7 and 29 penalty minutes in 23 playoff games, helping Hamilton reach the Calder Cup Finals... **2001-02:** Recorded 0-1-1, six penalty minutes and was +2 in 14 games with NY Islanders... Made his NHL debut Nov. 24 vs. Anaheim... Tallied first career NHL point with an assist (Mark Parrish goal) Jan. 3 vs. Pittsburgh... Registered 20-10-30 and 45 penalty minutes in 59 games with Bridgeport (AHL)... Was sixth on the club in goals... Added 8-9-17 and 26 penalty minutes in 20 playoff games... Was fourth on the club in playoff points, helping the Sound Tigers advance to the Calder Cup Finals... Scored the game-winning goal in Game 7 of the AHL Eastern Conference Finals vs. Hamilton... **2000-01:** Tallied 33-37-70, 76 penalty minutes and was +16 in 55 games with Brampton (OHL)... Was named to the OHL Second All-Star Team... Added 7-4-11 and 19 penalty minutes in eight playoff games... Notched 3-2-5 in seven games for Team Canada at the World Championships... Tallied the bronze medal winning goal in Canada's 2-1 overtime win against Sweden... **1999-00:** Notched 43-48-91, 40 penalty minutes and was +6 in 68 games with Brampton (AHL)... Set career highs in goals, assists, points and games played... Named to the OHL Second All-Star Team... Played in the CHL Top Prospects Game... Added 5-2-7 and 23 penalty minutes in six playoff games... **1998-99:** Collected 35-27-62 and 32 penalty minutes in 62 games with Brampton... Was named to the OHL All-Rookie Team.

**CAREER TRANSACTIONS:** NY Islanders' second pick, fifth overall, in the 2000 Entry Draft... Acquired by Edmonton with Brad Isbister from NY Islanders in exchange for Janne Niinimaa and Washington's second round pick (previously acquired, NY Islanders selected Evgeni Tunik) in the 2003 Entry Draft on Mar. 11, 2003... Acquired by Columbus from Edmonton in exchange for Gilbert Brule on July 1, 2008.



# FEDOR TYUTIN

51  
DEFENSE



## GAME HIGHS

G: 2, 11/28/08 at DET  
A: 3, 1/22/08 vs. ATL  
PTS: 3, 1/22/08 vs. ATL  
PIM: 17, 1/3/09 at STL

## NHL FIRSTS

GP: 2/12/04 at PHI  
G: 3/13/04 at FLA  
A: 2/16/04 vs. OTT

## BLUE JACKETS FIRSTS

GP: 10/10/08 at DAL  
G: 11/1/08 vs. CHI  
A: 10/14/08 at SJ

## CAREER RECORD

YEAR	TEAM	LEAGUE	GP	TOI	G	A	PTS	+/-	PIM
2000-01	St. Petersburg	Russia	34	n/a	2	4	6	n/a	20
2001-02	Guelph	OHL	53	n/a	19	40	59	17	54
2002-03	St. Petersburg	Russia	10	n/a	1	1	2	2	16
	Ak Bars Kazan	Russia	10	n/a	0	0	0	2	8
2003-04	NY Rangers	NHL	25	20:08	2	5	7	-4	14
	Hartford	AHL	43	n/a	5	9	14	7	50
2004-05	Hartford	AHL	13	n/a	2	1	3	0	10
	St. Petersburg	Russia	35	n/a	5	3	8	-3	24
2005-06	NY Rangers	NHL	77	20:33	6	19	25	1	58
	Russia	Olympics	8	n/a	0	1	1	n/a	4
2006-07	NY Rangers	NHL	66	20:02	2	12	14	-8	44
2007-08	NY Rangers	NHL	82	20:26	5	15	20	5	43
2008-09	Columbus	NHL	82	23:30	9	25	34	1	81
	CBJ TOTALS		82	23:30	9	25	34	1	81
	NHL TOTALS		332	21:07	24	76	100	-5	240
	AHL TOTALS		56	...	7	10	17	7	60
	RUSSIA TOTALS		89	...	8	8	16	...	68
	OHL TOTALS		53	...	19	40	59	...	54

## REGULAR SEASON

## PLAYOFFS

GP	TOI	G	A	PTS	+/-	PIM	GP	G	A	PTS	PIM
...	...	...	...	...	...	...	9	2	8	10	8
...	...	...	...	...	...	...	5	0	0	0	4
...	...	...	...	...	...	...	16	0	5	5	18
...	...	...	...	...	...	...	...	...	...	...	...
...	...	...	...	...	...	...	4	0	1	1	0
...	...	...	...	...	...	...	10	0	5	5	8
...	...	...	...	...	...	...	10	0	3	3	4
...	...	...	...	...	...	...	4	0	0	0	0
...	...	...	...	...	...	...	4	0	0	0	0
...	...	...	...	...	...	...	28	0	9	9	12
...	...	...	...	...	...	...	16	0	5	5	18
...	...	...	...	...	...	...	5	0	0	0	4
...	...	...	...	...	...	...	9	2	8	10	8

## V S . T H E N H L

TEAM	GP	G	A	PTS	PIM	TEAM	GP	G	A	PTS	PIM	TEAM	GP	G	A	PTS	PIM
ANA	6	0	4	4	4	DET	8	2	2	4	4	OTT	13	1	2	3	10
ATL	14	0	4	4	8	EDM	6	1	3	4	0	PHI	26	1	7	8	17
BOS	11	0	1	1	4	FLA	14	2	1	3	12	PHX	6	0	2	2	8
BUF	13	2	3	5	6	LA	6	0	1	1	0	PIT	27	2	8	10	14
CGY	6	0	1	1	6	MIN	6	0	0	0	2	STL	7	3	3	6	19
CAR	11	0	3	3	6	MTL	13	0	5	5	8	SJ	6	0	4	4	2
CHI	8	1	1	2	12	NSH	10	0	2	2	8	TB	14	1	2	3	8
COL	6	0	0	0	8	NJ	28	0	4	4	22	TOR	12	1	2	3	8
CBJ	2	0	0	0	0	NYI	23	3	8	11	8	VAN	6	0	0	0	8
DAL	6	2	1	3	10	NYR	1	0	0	0	0	WSH	17	2	2	4	18
												TOT	332	24	76	100	240

HEIGHT: 6-3 WEIGHT: 218 SHOOTS: LEFT BORN: JULY 19, 1983 (IZHEVSK, RUS)  
LAST AMATEUR CLUB: GUELPH (OHL)

**2008-09:** Notched 9-25-34, 81 penalty minutes and was +1 in 82 games with Columbus... Led club defensemen in goals, assists and points... Led the club in ice time (23:30)... Was one of three players to play in all 82 games (Jan Hejda, R.J. Umberger)... Established career highs in goals, assists, points and games played (tied)... Made his Blue Jackets debut Oct. 10 at Dallas... Had 1-3-4 during a four-game point streak Nov. 1-7... Tallied the first multi-goal game of his NHL career with 2-0-2 Nov. 28 at Detroit... Tallied 0-2-2 Dec. 7 at Anaheim... Registered 1-1-2 Jan. 9 at Washington... Played the 300th game of his NHL career Jan. 31 vs. Dallas... Had a three-game goal scoring streak (3-1-4) for the first-time in his career Jan. 31-Feb. 6... Notched 1-1-2 Feb. 18 vs. St. Louis... Had 0-1-1 and tied the franchise record for plus/minus rating (+4) Mar. 7 at Detroit... Registered the 100th point of his NHL career with a goal Mar. 29 vs. St. Louis... **PLAYOFFS:** Was scoreless in four playoff games... **Games lost to injury:** 0... **Multi-point (goal) games:** 5 (1)... **Most Points:** 2 (5x) – Feb. 18 vs. St. Louis, most recent... **Most Goals:** 2 – Nov. 28 at Detroit... **Most Assists:** 2 – Dec. 7 at Anaheim... **Most PIM:** 17 – Jan. 3 at St. Louis... **Most Shots:** 6 (3x) – Jan. 31 vs. Dallas, most recent.

**CAREER: 2007-08:** Registered 5-15-20, 43 penalty minutes and was +5 in 82 games with NY Rangers... Set career highs in games played and plus/minus rating... Led the Rangers and ranked 11th in the NHL in hits (218)... Was third on the club in blocked shots (110) and ranked third among team defensemen in goals and points... Had a season-high 10 hits Mar. 27 vs. New Jersey... Set a single-game career high in assists and points with 0-3-3 Jan. 22 vs. Atlanta... Tied a career-high with seven shots on goal and played the 200th game of his NHL career Dec. 16 vs. Phoenix... Added 0-3-3 and four penalty minutes in 10 playoff games... Had 0-1-1 and was +3 in six games at the World Championships... Helped Russia win the gold medal...

**2006-07:** Collected 2-12-14 and 44 penalty minutes in 66 games with NY Rangers... Was second on the club in hits (149)... Had 0-3-3 during a three-game assist streak Oct. 30-Nov. 2... Had a season high seven hits Feb. 15 at Carolina... Missed 16 games Mar. 3-Apr. 3 due to a knee injury suffered on Mar. 1 vs. Pittsburgh... Added 0-5-5 and eight penalty minutes in 10 playoff games... Led club defensemen in playoff assists... Tied for third on the club in playoff hits (21)...

**2005-06:** Notched 6-19-25, 58 penalty minutes and was +1 in 77 games with NY Rangers... Set career highs in goals, assists, points and penalty minutes... Led club defensemen in power play goals (4) and ranked second in points... Was fourth overall in blocked shots (115) and fifth in hits (65)... Ranked 10th among NHL rookie defensemen in points... Played the 100th game of his NHL career and had an assist Apr. 13 at Pittsburgh... Recorded 1-3-4 during a four-game point streak Oct. 15-20... Had 0-1-1 and four penalty minutes in eight games for Team Russia at the Olympic Games in Turin, Italy... **2004-05:** Tallied 2-1-3 and 10 penalty minutes in 13 games with Hartford (AHL)... Scored two goals Nov. 13 vs. Providence... Finished the season with St. Petersburg (Russia)... Had 5-3-8 and 24 penalty minutes in 35 games... **2003-04:** Collected 2-5-7 and 14 penalty minutes in 25 games with NY Rangers... Made his NHL debut Feb. 12 at Philadelphia... Tallied his first NHL point with an assist (Bobby Holik goal) Feb. 16 vs. Ottawa... Scored his first NHL goal, a shorthanded tally, Mar. 13 at Florida (Roberto Luongo)... Had his first multi-point game of his NHL career with 0-2-2 Mar. 21 at Pittsburgh... Recorded 5-9-14, 50 penalty minutes and was +7 in 43 games with Hartford (AHL)... Added 0-5-5 and 18 penalty minutes in 16 playoff games...

**2002-03:** Combined to score 1-1-2, 24 penalty minutes and had a cumulative plus/minus rating of +4 in 20 games with St. Petersburg and Ak Bars Kazan (Russia)... Netted 1-1-2 and 16 penalty minutes with St. Petersburg... Registered eight penalty minutes and was +2 in 10 games with Ak Bars Kazan... Added four penalty minutes in five playoff games... Collected 0-3-3 and 12 penalty minutes in six games at the World Championships, helping Russia win the gold medal... **2001-02:** Tallied 19-40-59, 54 penalty minutes and was +17 in 53 games with Guelph (OHL)... Tied for third on the club in assists and was fourth in points... Was second among team defensemen in goals, assists and points... Ranked third among OHL defensemen and was sixth among OHL rookies in points... Named OHL Rookie of the Month for November... Added 2-8-10 and eight penalty minutes in nine playoff games... Recorded 1-0-1, two penalty minutes and was +4 in seven games at the World Junior Championships... Helped Russia win the gold medal... **2000-01:** Notched 2-4-6 and 20 penalty minutes in 34 games with St. Petersburg (Russia)... Tallied 1-4-5 and 18 penalty minutes in six games for Team Russia at the World U-18 Championships.

**CAREER TRANSACTIONS:** NY Rangers' second pick, 40th overall, in the 2001 Entry Draft... Acquired by Columbus with Christian Backman from NY Rangers in exchange for Nikolai Zherdev and Dan Fritsche July 2, 2008.






HEIGHT: 6-2    WEIGHT: 219    SHOOTS: LEFT    BORN: MAY 3, 1982 (PITTSBURGH, PA)  
LAST AMATEUR CLUB: OHIO STATE (CCHA)

**2008-09:** Collected 26-20-46, 53 penalty minutes and was -10 in 82 games with Columbus... Was one of three players to play in all 82 games (Jan Hejda, Fedor Tyutin)... Led the club in power play goals, ranked second in goals and multi-goal games (five) and was fourth in points... Set career highs in goals and games played... Netted an assist in his Blue Jackets debut Oct. 10 at Dallas... Notched the 50th goal of his NHL career Nov. 1 vs. Chicago... Collected 5-1-6 during a five-game point streak Oct. 30-Nov. 7... Scored a pair of goals Nov. 3 at NY Islanders... Notched 2-0-2 Nov. 14 at Buffalo... Had 1-3-4 during a four-game point streak Nov. 22-29... Scored the game-winning goal Dec. 17 vs. San Jose... Notched his first three-point game as a Blue Jacket with 1-2-3 Dec. 18 at Dallas... Scored the game-winning goal Jan. 9 at Washington... Had a multi-goal game Jan. 21 at Calgary... Scored two goals 1:29 apart in the second period Feb. 16 vs. Dallas, the fastest two goals scored by a player in Blue Jackets history... Registered 2-1-3 Mar. 7 at Detroit... **PLAYOFFS:** Added 3-0-3 in four playoff games... Led the club in playoff goals and points (tied)... Scored the first playoff goal in Blue Jackets history in Game 1 of the Western Conference Quarterfinals at Detroit on Apr. 16 (Chris Osgood)... Scored the first home playoff goal in club history in Game 3 of the Western Conference Quarterfinals vs. Detroit on Apr. 21 (Chris Osgood)... **Games lost to injury:** 0... **Multi-point (goal) games:** 9 (5)... **Most Points:** 3 (2x) – Mar. 7 at Detroit, most recent... **Most Goals:** 2 (5x) – Mar. 7 at Detroit, most recent... **Most Assists:** 2 (2x) – Mar. 13 at Chicago, most recent... **Most PIM:** 5 (3x) – Mar. 31 vs. Nashville, most recent... **Most Shots:** 7 (3x) – Feb. 24 at Calgary, most recent.

**CAREER: 2007-08:** Collected 13-37-50, 19 penalty minutes and was even in 74 games with Philadelphia... Set career highs in assists and points... Missed the first two games of the season due to a finger injury... Recorded back-to-back multi-point games with 1-3-4 Nov. 23-24... Set single-game career highs in goals, assists (tied) and points with 3-2-5 Dec. 11 vs. Pittsburgh... The three goals marked the first hat trick of his career... Registered 1-3-4 during a four-game point streak Jan. 10-16... Collected the 100th point of his NHL career and played the 200th game of his NHL career Jan. 24 vs. Pittsburgh... Missed six games Mar. 18-29 due to a knee injury suffered Mar. 16 at Pittsburgh... Added 10-5-15, 10 penalty minutes and was +7 in 17 playoff games, helping the Flyers advance to the Eastern Conference Final... Led club in goals and plus/minus rating, while ranking second in points... Was fourth in the league in playoff goals, seventh (tied) in game-winning playoff goals and was 10th (tied) in playoff points... **2006-07:** Registered 16-12-28 and 41 penalty minutes in 81 games with Philadelphia... Set a career high in penalty minutes... Ranked third on the club in goals... Scored a pair of goals Nov. 16 at Los Angeles... Played the 200th game of his NHL career Dec. 2 vs. New Jersey... Notched 2-0-2 Feb. 12 vs. Detroit and Feb. 27 at NY Islanders... Had four goals during a three-game goal streak Feb. 27-Mar. 4... **2005-06:** Notched 20-18-38, 18 penalty minutes and was +9 in 73 games with Philadelphia... Made his NHL debut Oct. 30 at Ottawa... Registered his first NHL point with an assist (Joni Pitkanen goal) Nov. 8 vs. Boston... Scored his first NHL goal Nov. 22 vs. Tampa Bay (Sean Burke)... Added 1-0-1 and two penalty minutes in five playoff games... Had 3-7-10, eight penalty minutes and was +4 in eight games with Philadelphia (AHL)... **2004-05:** Tallied 21-44-65, 36 penalty minutes and was +19 in 80 games with Philadelphia (AHL)... Named the Phantoms Rookie of the Year... Led the club in assists and points... Ranked first among AHL rookies in assists, was third in points and plus/minus rating, while ranking fifth in goals... Set Phantoms rookie records for goals and points in a season... Was one of two Phantoms to play in all 80 games... Named AHL Rookie of the Month for November... **2003-04:** Did not play due to a contract dispute... **2002-03:** Recorded 26-27-53 and 16 penalty minutes in 43 games at Ohio State (CCHA)... Set career highs in goals, assist, points and games played... Named to the NCAA West Second All-American Team and CCHA First All-Star Team... Was a finalist for the Hobey Baker Award... Named to the Academic All-Big Ten Team... Led the Buckeyes in goals, assists, points, power play goals (9), game-winning goals (8) and shots (217)... Ranked second in the nation in game-winning goals... **2001-02:** Collected 18-21-39 and 31 penalty minutes in 39 games for Ohio State (CCHA)... Named to the Academic All-Big Ten Team... Led the Buckeyes in goals, assists, points, power play goals (5) and shots (169)... Competed for the United States at the World Junior Championships... **2000-01:** Registered 14-23-37 and 18 penalty minutes in 32 games with Ohio State (CCHA)... Named CCHA Rookie of the Year and to the CCHA All-Rookie Team... Led the Buckeyes in assists, points and shots (122)... Competed for the United States at the World Junior Championships... **1999-00:** Recorded 33-35-68 and 20 penalty minutes in 57 games with the United States National Development Team... **1998-99:** Notched 21-21-42 and 32 penalty minutes in 50 games with the United States National Development Team.

**CAREER TRANSACTIONS:** Vancouver's first pick, 16th overall, in the 2001 Entry Draft... Acquired by NY Rangers with Martin Grenier from Vancouver in exchange for Martin Rucinsky Mar. 9, 2004... Signed as a free agent by Philadelphia June 16, 2004... Acquired by Columbus with a fourth round pick in 2008 Entry Draft (Drew Olson) from Philadelphia in exchange for a first round pick (Luca Sbisa) and third round pick (Marc-Andre Bourdon) in the 2008 Entry Draft on June 20, 2008.



# ANTOINE VERMETTE

50  
CENTER



#### GAME HIGHS

G: 3, 4/3/08 at TOR  
A: 3, 1/20/09 vs. WSH  
PTS: 4, 4/3/08 at TOR  
PIM: 8, 12/10/06 at CBJ

#### NHL FIRSTS

GP: 10/9/03 vs. MTL  
G: 12/4/03 at TB  
A: 10/18/03 at SJ

#### BLUE JACKETS FIRSTS

GP: 3/7/09 at DET  
G: 3/12/09 vs. PIT  
A: 3/7/09 at DET

## CAREER RECORD

YEAR	TEAM	LEAGUE	GP	TOI	G	A	PTS	+/-	PIM
1998-99	Quebec	QMJHL	57	n/a	9	17	26	7	32
1999-00	Victoriaville	QMJHL	71	n/a	30	41	71	-12	87
2000-01	Victoriaville	QMJHL	71	n/a	57	62	119	50	102
2001-02	Victoriaville	QMJHL	4	n/a	0	2	2	1	6
2002-03	Binghamton	AHL	80	n/a	34	28	62	-2	57
2003-04	Ottawa	NHL	57	11:59	7	7	14	5	16
	Binghamton	AHL	3	n/a	0	0	0	-3	6
2004-05	Binghamton	AHL	78	n/a	28	45	73	20	36
2005-06	Ottawa	NHL	82	12:35	21	12	33	17	44
2006-07	Ottawa	NHL	77	15:42	19	20	39	-2	52
2007-08	Ottawa	NHL	81	17:35	24	29	53	3	51
2008-09	Ottawa	NHL	62	18:03	9	19	28	-12	42
	Columbus	NHL	17	19:29	7	6	13	5	8
CBJ TOTALS			17	19:29	7	6	13	5	8
NHL TOTALS			376	15:25	87	93	180	16	213
AHL TOTALS			161	...	62	73	135	15	99
QMJHL TOTALS			203	...	96	122	218	46	227

## REGULAR SEASON

GP	TOI	G	A	PTS	+/-	PIM
57	n/a	9	17	26	7	32
71	n/a	30	41	71	-12	87
71	n/a	57	62	119	50	102
4	n/a	0	2	2	1	6
80	n/a	34	28	62	-2	57
57	11:59	7	7	14	5	16
3	n/a	0	0	0	-3	6
78	n/a	28	45	73	20	36
82	12:35	21	12	33	17	44
77	15:42	19	20	39	-2	52
81	17:35	24	29	53	3	51
62	18:03	9	19	28	-12	42
17	19:29	7	6	13	5	8
17	19:29	7	6	13	5	8
376	15:25	87	93	180	16	213
161	...	62	73	135	15	99
203	...	96	122	218	46	227

## PLAYOFFS

GP	G	A	PTS	PIM
13	0	0	0	2
6	0	1	1	6
9	4	6	10	14
22	10	16	26	10
14	2	9	11	10
4	0	1	1	4
...	...	...	...	...
6	1	4	5	10
10	2	0	2	4
20	2	3	5	6
4	0	0	0	4
...	...	...	...	...
4	0	0	0	10
42	4	4	8	28
20	3	13	16	20
50	14	23	37	32

## V S . T H E N H L

TEAM	GP	G	A	PTS	PIM
ANA	4	0	0	0	2
ATL	16	3	6	9	6
BOS	30	10	7	17	18
BUF	32	6	8	14	16
CGY	7	0	1	1	2
CAR	16	4	6	10	18
CHI	8	5	2	7	2
COL	3	0	2	2	4
CBJ	4	0	2	2	10
DAL	4	2	1	3	4

TEAM	GP	G	A	PTS	PIM
DET	6	0	1	1	6
EDM	4	1	1	2	0
FLA	18	6	2	8	2
LA	4	1	0	1	6
MIN	5	1	2	3	0
MTL	33	7	3	10	22
NSH	6	1	2	3	4
NJ	16	4	7	11	10
NYI	17	1	5	6	6
NYR	17	1	4	5	12

TEAM	GP	G	A	PTS	PIM
OTT	0	0	0	0	0
PHI	18	6	1	7	10
PHX	4	1	1	2	0
PIT	19	7	5	12	11
STL	6	3	2	5	4
SJ	4	0	1	1	0
TB	19	7	4	11	6
TOR	32	7	10	17	24
VAN	5	0	2	2	4
WSH	19	3	5	8	4
TOT	376	87	93	180	213

HEIGHT: 6-1    WEIGHT: 200    SHOOTS: LEFT    BORN: JULY 20, 1982 (ST. AGAPIT, QC)  
LAST AMATEUR CLUB: VICTORIAVILLE (QMJHL)

**2008-09:** Combined to score 16-25-41, 50 penalty minutes and a cumulative plus/minus rating of -7 in 79 games with Ottawa and Columbus... Notched 9-19-28 and 42 penalty minutes in 62 games with the Senators... Collected 7-6-13, eight penalty minutes and was +5 in 17 games with the Blue Jackets after being acquired from Ottawa in exchange for Pascal Leclaire and a second round pick (Robin Lehner) in the 2009 Entry Draft on Mar. 4... Ranked sixth in the NHL in face-off percentage (57.7 percent)... Finished fifth on the club in goals, assists and points... Collected 1-2-3 Nov. 1 at Tampa Bay... Talled 0-3-3 Jan. 20 vs. Washington... Had back-to-back games with 1-1-2 Feb. 12-14... Made his Blue Jackets debut and registered an assist Mar. 7 at Detroit... Recorded points in his first four games with the club (3-3-6)... Scored two goals Mar. 13 at Chicago... Had goals in back-to-back games Mar. 18-21, including the game-winner Mar. 18 vs. Chicago... Collected 1-1-2 Apr. 8 at Chicago... **PLAYOFFS:** Was scoreless with 10 penalty minutes in four playoff games... **Games lost to injury:** 0... **Multi-point (goal) games:** 12 (1)... **Most Points:** 3 – Jan. 27 vs. New Jersey... **Most Goals:** 2 – Mar. 13 at Chicago... **Most Assists:** 3 – Jan. 27 vs. New Jersey... **Most PIM:** 4 (3x) – Mar. 31 vs. Nashville, most recent... **Most Shots:** 7 – Oct. 22 vs. Florida.


**CAREER: 2007-08:** Collected 24-29-53, 51 penalty minutes and was +3 in 81 games with Ottawa... Finished fourth on the club in scoring... Had career highs in goals, assists and points... Ranked sixth in the NHL in face-off percentage (56.7)... Had 12 multi-point games... Recorded his first multi-point game of the season Nov. 1 vs. Atlanta... Recorded the first hat trick of his NHL career and first career four-point game Apr. 3 at Toronto (Vesa Toskala)... Missed one game due to injury... Recorded the 100th point of his NHL career with an assist Dec. 7 at Dallas... Was scoreless with four penalty minutes in four playoff games... **2006-07:** Recorded 19-20-39 and 52 penalty minutes in 77 games with Ottawa... Had 10 multi-point games... Missed five games due to injury... Added 2-3-5 and six penalty minutes in 20 playoff games, helping the Senators reach the Stanley Cup Final... Was unsuccessful against Jean-Sebastien Giguere in his and club's first playoff penalty shot in Game 5 of the Stanley Cup Final at Anaheim on June 6... **2005-06:** Talled 21-12-33, 44 penalty minutes and was +17 in 82 games with Ottawa... Finished first on team and ranked second in NHL in shorthanded goals (6)... Was one of five Senators to play in all 82 games... Played the 100th game of his NHL career Jan. 14 at Edmonton... Had a four-game goal streak Mar. 19-25... Added 2-0-2 and four penalty minutes in 10 playoff games... Scored the first two playoff goals of his career in Game 3 of the Eastern Conference Quarterfinals at Tampa Bay on Apr. 25 (John Grahame)... **2004-05:** Collected 28-45-73, 36 penalty minutes and was +20 in 78 games with Binghamton (AHL)... Finished second on the club in assists and was third in points... Recorded the second hat trick of his AHL career Mar. 12 at Albany, scoring shorthanded, on the power-play and at even strength... Had his club record 106-consecutive games played streak come to an end Dec. 4... Added 1-4-5 and 10 penalty minutes in six playoff games... Led club in playoff points... **2003-04:** Registered 7-7-14, 16 penalty minutes and was +5 in 57 games with Ottawa... Made his NHL debut Oct. 9 at Montreal... Recorded the first point of his NHL career with an assist (Chris Neil goal) Oct. 18 at San Jose... Scored the first goal of his NHL career Dec. 4 at Tampa Bay (empty net)... Missed 17 games due to injury... Added 0-1-1 and four penalty minutes in four playoff games... Made his Stanley Cup playoffs debut in Game 1 of the Eastern Conference Quarterfinals at Toronto on Apr. 8... Recorded first career playoff point with an assist (Mike Fisher goal) in Game 3 of the Eastern Conference Quarterfinals vs. Toronto on Apr. 18... Was scoreless with six penalty minutes in three games for Binghamton (AHL)... **2002-03:** Talled 34-28-62 and 57 penalty minutes in 80 games with Binghamton (AHL)... Led the club in goals and points... Scored the first goal of his professional career in his first professional game Oct. 11 vs. Bridgeport... Recorded the first hat trick of his professional career Mar. 7 at Albany... Named AHL rookie of the month for March... Named to the AHL All-Rookie team... Led all AHL rookies in goals... Only Binghamton player to appear in all 80 regular-season and all 14 playoff games... Added 2-9-11 and 10 penalty minutes in 14 playoff games... Led the club in playoff assists and was second in playoff points... **2001-02:** Notched 0-2-2, six penalty minutes and was +1 in four games with Victoriaville (QMJHL)... Missed most of season due to a neck injury... Added 10-16-26 and 10 penalty minutes in 22 playoff games, helping Victoriaville reach the Memorial Cup championship game... Attended Canada's national junior team evaluation camp, where he sustained his injury... **2000-01:** Collected 57-62-119, 102 penalty minutes and was +50 in 71 games for Victoriaville (QMJHL)... Finished second on club in goals and points... Added 4-6-10 and 14 penalty minutes in nine playoff games... **1999-00:** Talled 30-41-71 and 87 penalty minutes in 71 games with Victoriaville (QMJHL)... Added 0-1-1 and six penalty minutes in six playoff games... **1998-99:** Recorded 9-17-26, 32 penalty minutes and was +7 in 57 games with Quebec (QMJHL)... Was scoreless with two penalty minutes in 13 playoff games.

**CAREER TRANSACTIONS:** Ottawa's third pick, 55th overall, in the 2000 Entry Draft... Acquired by Columbus from Ottawa in exchange for Pascal Leclaire and a second round pick (Robin Lehner) in the 2009 Entry Draft on Mar. 4, 2009.



# JAKUB VORACEK

93  
RIGHT WING



#### GAME HIGHS

G: 1 (9x), 3/3/09 vs. LA  
A: 3, 1/10/09 vs. MIN  
PTS: 3, 1/10/09 vs. MIN  
PIM: 5, 12/18/08 at DAL

#### NHL FIRSTS

GP: 10/10/08 at DAL  
G: 10/10/08 at DAL  
A: 10/10/08 at DAL

#### BLUE JACKETS FIRSTS

GP: 10/10/08 at DAL  
G: 10/10/08 at DAL  
A: 10/10/08 at DAL

## CAREER RECORD

YEAR	TEAM	LEAGUE	GP	TOI	G	A	PTS	+/-	PIM
2004-05	HC Kladno	CZE (U18)	30	n/a	23	39	62	20	44
	HC Kladno	CZE (U20)	16	n/a	5	7	12	0	6
2005-06	HC Kladno	CZE (U20)	46	n/a	21	38	59	17	54
2006-07	Halifax	QMJHL	59	n/a	23	63	86	-7	26
2007-08	Halifax	QMJHL	53	n/a	33	68	101	21	42
2008-09	Columbus	NHL	80	12:39	9	29	38	11	44
CBJ/NHL TOTALS			80	12:39	9	29	38	11	44
QMJHL TOTALS			112	...	56	131	187	14	68
CZECH (U20) TOTALS			62	...	26	45	71	17	60

## REGULAR SEASON

GP	TOI	G	A	PTS	+/-	PIM
30	n/a	23	39	62	20	44
16	n/a	5	7	12	0	6
46	n/a	21	38	59	17	54
59	n/a	23	63	86	-7	26
53	n/a	33	68	101	21	42
80	12:39	9	29	38	11	44
80	12:39	9	29	38	11	44
112	...	56	131	187	14	68
62	...	26	45	71	17	60

## PLAYOFFS

GP	G	A	PTS	PIM
7	5	4	9	14
1	1	0	1	2
6	7	4	11	2
12	7	17	24	6
15	5	13	18	14
4	0	1	1	8
4	0	1	1	8
27	12	30	42	20
7	8	4	12	4

## V S . T H E N H L

TEAM	GP	G	A	PTS	PIM	TEAM	GP	G	A	PTS	PIM	TEAM	GP	G	A	PTS	PIM	
ANA	3	0	1	1	2	DET	6	1	3	4	4	OTT	1	1	0	1	0	
ATL	1	0	0	0	0	EDM	4	0	3	3	0	PHI	1	0	0	0	0	
BOS	1	0	0	0	0	FLA	1	0	0	0	0	PHX	4	0	1	1	4	
BUF	1	0	0	0	0	LA	4	1	0	1	0	PIT	2	0	0	0	0	
CGY	4	1	2	3	14	MIN	4	0	3	3	2	STL	6	0	1	1	0	
CAR	1	0	0	0	2	MTL	1	0	0	0	0	SJ	3	0	1	1	4	
CHI	6	0	4	4	2	NSH	6	1	1	2	6	TB	1	0	0	0	0	
COL	4	2	1	3	0	NJ	1	0	0	0	0	TOR	1	0	1	1	0	
CBJ	0	0	0	0	0	NYI	2	0	1	1	2	VAN	4	0	2	2	2	
DAL	4	1	3	4	0	NYR	1	1	0	1	0	WSH	2	0	1	1	0	
													TOT	80	9	29	38	44




HEIGHT: 6-2 WEIGHT: 213 SHOOTS: LEFT BORN: AUG. 15, 1989 (KLADNO, CZE)  
LAST AMATEUR CLUB: HALIFAX (QMJHL)

**2008-09:** Recorded 9-29-38, 44 penalty minutes and was +11 in 80 games during his rookie season with Columbus... Ranked second among NHL rookies in assists, eighth (tied) in plus/minus rating and 10th (tied) in points... Was third on the club in assists and plus/minus rating (tied)... Became first Blue Jackets player to record more than one point in his first NHL game when he scored a goal and added an assist (Derick Brassard goal) in the season opener Oct. 10 at Dallas (Marty Turco)... Tallied 0-2-2 Oct. 21 vs. Vancouver... Collected 0-2-2 Nov. 5 vs. Edmonton... Scored a goal and was +3 Nov. 28 at Detroit... Notched points in back-to-back games Dec. 17-18... Registered 1-4-5 during a three-game point streak Jan. 9-13... Had a career high 0-3-3 Jan. 10 vs. Minnesota... Scored the game-winning goal in a 1-0 victory Jan. 30 vs. Ottawa... Missed one game Feb. 7 due to injury... Collected 0-2-2 Feb. 13 vs. Detroit... Had a pair of assists Mar. 13 at Chicago... **PLAYOFFS:** Added 0-1-1 and eight penalty minutes in four playoff games... Made his Stanley Cup playoffs debut in Game 1 of the Western Conference Quarterfinals at Detroit on Apr. 16... Registered his first playoff point with an assist on the first goal (R.J. Umberger) in Blue Jackets playoff history in the same game... **Games lost to injury:** 1... **Multi-point (goal) games:** 6 (0)... **Most Points:** 3 – Jan. 10 vs. Minnesota... **Most Goals:** 1 (9x) – Mar. 3 vs. Los Angeles, most recent... **Most Assists:** 3 – Jan. 10 vs. Minnesota... **Most PIM:** 12 – Mar. 26 vs. Calgary... **Most Shots:** 6 – Nov. 1 vs. Chicago.

**CAREER: 2007-08:** Recorded 33-68-101, 42 penalty minutes and was +21 in 53 games with Halifax (QMJHL)... Was second in the QMJHL in assists (tied) and third in points... Scored six power play goals and four game-winning goals... Named QMJHL Offensive Player of the Month for October after recording 3-23-26 in 10 games... Named QMJHL Offensive Player of the Month for January after registering 6-13-19 in nine games... Earned Second Team All-QMJHL honors... Led the Mooseheads in goals, assists, points and plus/minus rating... Added 5-13-18 and 14 penalty minutes in 15 playoff games... Tied for the team lead in playoff assists, while ranking third in points... **2006-07:** Registered 23-63-86 and 26 penalty minutes in 59 games with Halifax (QMJHL)... Led the club in points and assists... Set a Mooseheads single season record for assists... Won the Michel Bergeron Trophy as the league's top offensive rookie... Named to the All-Rookie team... Was selected to play in the All-Star Game... Selected to play in the CHL Top Prospects Game... Named QMJHL Rookie of the Month for October after recording 6-12-18 in 11 games during the month... Added a team-leading 7-17-24 and six penalty minutes in 12 playoff games... Represented the Czech Republic at the World Junior Championships... Tallied 1-2-3 and four penalty minutes in six games... **2005-06:** Notched 21-38-59, 54 penalty minutes and was +17 in 46 games with HC Kladno (Czech)... Added 7-4-11 and two penalty minutes in six playoff games... **2004-05:** Collected 5-7-12 and six penalty minutes in 16 games with HC Kladno (Czech)... Added 1-0-1 and two penalty minutes in one playoff game... Notched 23-39-62, 44 penalty minutes and was +20 in 30 games with HC Kladno (Czech Under-18)... Added 5-4-9 and 14 penalty minutes in seven playoff games.

**CAREER TRANSACTIONS:** Columbus' first pick, seventh overall, in the 2007 Entry Draft.



# MICHAEL BLUNDEN

RIGHT WING

HEIGHT: 6-4 WEIGHT: 211 SHOOTS: RIGHT  
 BORN: DEC. 15, 1986 (TORONTO, ON)  
 LAST AMATEUR CLUB: ERIE (OHL)

**2008-09:** Combined to score 12-19-31 and 30 penalty minutes in 76 games with Rockford and Syracuse (AHL)... Scored six power play goals... Had 3-7-10 and 42 penalty minutes in 37 games with the IceHogs... Had points in back-to-back games Dec. 13-19 and Dec. 27-29... Recorded 9-12-21 and 68 penalty minutes in 39 games with the Crunch... Had 1-2-3 during a three-game point streak Jan. 17-22... Collected 2-1-3 during a three-game point streak Feb. 28-Mar. 6... Notched 3-3-6 during a three-game point streak Mar. 28-Apr. 3... Tied a career high with 2-1-3 and was +3 Mar. 28 vs. Lake Erie.

**CAREER: 2007-08:** Was scoreless in one game with Chicago... Tallied 16-21-37, 83 penalty minutes and was +4 in 74 games with Rockford (AHL)... Set career highs in assists and points... Ranked fifth on the club in assists and points... Had a career high 0-3-3 Nov. 18 at Toronto... Collected 1-4-5 during a season high three-game point streak Dec. 22-31... Added 1-3-4 and 35 penalty minutes in 12 playoff games... **2006-07:** Was scoreless with 10 penalty minutes in nine games with Chicago... Made his NHL debut Oct. 25 vs. Vancouver... Notched 4-5-9, 15 penalty minutes and was +7 in 17 games with Norfolk (AHL)... Registered his first multi-goal game with two goals Nov. 25 vs. Philadelphia... Suffered a season-ending shoulder injury Dec. 15 at Binghamton... **2005-06:** Tallied 46-38-84, 63 penalty minutes and was +1 in 60 games with Erie (OHL)... Set career highs in goals, assists and points... Ranked sixth in the OHL in goals and seventh in power play goals (24)... Led the Otters in goals, points and power play goals, while ranking third in assists... Became just the second player in franchise history to be selected as the individual winner of the team's Most Valuable Player and Player of the Year Awards... Skated for Team OHL in the Canada vs. Russia Challenge... Was selected to play in the OHL All-Star Game... Recorded 1-5-6, two penalty minutes and was +4 in 11 games with Norfolk (AHL)... Made his professional debut and had an assist Mar. 25 vs. Portland... Was scoreless in one playoff game... Recorded 2-3-5, eight penalty minutes and was +3 in six games for Team Canada at the World Junior Championships... Helped Canada win the gold medal... **2004-05:** Collected 22-19-41 and 75 penalty minutes in 61 games with Erie (OHL)... Ranked second on the Otters in power play goals (10) and was third in goals and points... Tallied 6-3-9 during a career long seven-game point streak Jan. 15-Feb. 4... Selected to participate in the CHL/NHL Top Prospects Game... Represented the OHL in the CHL Canada-Russia Challenge... Was scoreless in two playoff games... **2003-04:** Notched 22-17-39, 53 penalty minutes and was +3 in 52 games with Erie (OHL)... Ranked third on the club in goals and power play goals (11), while ranking sixth in points... Was scoreless in three playoff games... **2002-03:** Had 10-7-17 and 55 penalty minutes in 63 games with Erie (OHL)... Was nominated for the Emms Family Award as the OHL's top rookie... Named the Erie Rookie of the Year and Most Improved Player.


**CAREER TRANSACTIONS:** Chicago's second pick, 43rd overall, in the 2005 Entry Draft... Acquired by Columbus from Chicago in exchange for RW Adam Pineault on Jan. 10, 2009.

## CAREER RECORD

## REGULAR SEASON

## PLAYOFFS

YEAR	TEAM	LEAGUE	GP	TOI	G	A	PTS	+/-	PIM	GP	G	A	PTS	PIM
2002-03	Erie	OHL	63	n/a	10	7	17	-11	55	...	...	...	...	...
2003-04	Erie	OHL	52	n/a	22	17	39	3	53	3	0	0	0	0
2004-05	Erie	OHL	61	n/a	22	19	41	-9	75	2	0	0	0	2
2005-06	Erie	OHL	60	n/a	46	38	84	1	63	...	...	...	...	...
	Norfolk	AHL	11	n/a	1	5	6	4	2	1	0	0	0	0
2006-07	Chicago	NHL	9	11:23	0	0	0	-5	10	...	...	...	...	...
	Norfolk	AHL	17	n/a	4	5	9	7	15	...	...	...	...	...
2007-08	Chicago	NHL	1	7:51	0	0	0	-1	0	...	...	...	...	...
	Rockford	AHL	74	n/a	16	21	37	4	83	12	1	3	4	35
2008-09	Rockford	AHL	37	n/a	3	7	10	-1	42	...	...	...	...	...
	Syracuse	AHL	39	n/a	9	12	21	-5	68	...	...	...	...	...
	NHL TOTALS		10	11:02	0	0	0	-6	10	...	...	...	...	...
	AHL TOTALS		178	...	33	50	83	9	210	13	1	3	4	35
	OHL TOTALS		236	...	100	81	181	-16	246	5	0	0	0	2



# GRANT CLITSONE

DEFENSE

HEIGHT: 6-0 WEIGHT: 210 SHOOTS: LEFT  
BORN: APR. 14, 1985 (GLOUCESTER, ON)  
LAST AMATEUR CLUB: CLARKSON (ECAC)

**2008-09:** Collected 4-15-19 and 74 penalty minutes in 73 games with Syracuse (AHL)... First professional season... Scored a shorthanded goal... Tallied his first professional point with an assist Oct. 25 vs. Rochester... Scored his first professional goal Dec. 26 at Binghamton... Tallied the game-winning goal Jan. 23 vs. Toronto... Recorded 1-1-2 Feb. 11 at Toronto... Notched 0-2-2 Apr. 8 at Binghamton.

**CAREER: 2007-08:** Registered 5-17-22, 28 penalty minutes and was +19 in 39 games during his senior season at Clarkson (ECAC)... Led club defensemen in goals, assists and points... Tied for fifth overall on the team in points... Added two power play goals and one shorthanded goal... Helped the Golden Knights win the ECAC regular season championship... Was named Second-Team RBK All-American, First-Team ECAC All-Star defenseman and was a NCAA East Regional Team selection... Boasted the best plus/minus rating among all ECAC hockey players... Named to the ECAC Hockey All-Academic Team... Appeared in one playoff game for Syracuse (AHL)... **2006-07:** Tallied 7-12-19 with 38 penalty minutes and was +13 in 38 games with Clarkson (ECAC)... Led club defensemen in goals, assists (tied) and points... Helped the Golden Knights win the ECAC tournament championship... Tallied one of the Knights' six shorthanded goals of the season in 6-3 win Nov. 4 at Dartmouth... **2005-06:** Collected 2-17-19 and 20 penalty minutes in 34 games with Clarkson (ECAC)... Finished second among Clarkson defensemen assists and points... Sat out quarterfinal series at Cornell with a severe arm injury... Named to the ECAC weekly honor roll Oct. 17... **2004-05:** Tallied 2-11-13 and 36 penalty minutes in 39 games during his freshman season at Clarkson (ECAC)... Led Golden Knights defensemen in points... His first collegiate goal was the game-winner in a 5-3 victory Oct. 17 vs. Wayne State... **2003-04:** Scored 13-26-39 and 67 penalty minutes in 55 games with Nepean (CJHL)... Nepean was the CJHL Champion and won the Fred Page Cup... Was named Second-Team CJHL All-Star and was a runner-up for the CJHL Defensive Defenseman... Tied for first among defensemen in playoff scoring.

**CAREER TRANSACTIONS:** Columbus' 12th pick, 271st overall, in the 2004 Entry Draft.

## CAREER RECORD

YEAR	TEAM	LEAGUE
2003-04	Nepean	CJHL
2004-05	Clarkson	ECAC
2005-06	Clarkson	ECAC
2006-07	Clarkson	ECAC
2007-08	Clarkson	ECAC
	Syracuse	AHL
2008-09	Syracuse	AHL
AHL TOTALS		
NCAA TOTALS		
CJHL TOTALS		

## REGULAR SEASON

GP	TOI	G	A	PTS	+/-	PIM
55	n/a	13	26	39	n/a	67
39	n/a	2	11	13	n/a	36
34	n/a	2	17	19	n/a	20
38	n/a	7	12	19	13	38
39	n/a	5	17	22	19	28
...	...	...	...	...	...	...
73	n/a	4	15	19	-4	74
73	...	4	15	19	-4	74
150	...	16	57	73	32	122
55	...	13	26	39	...	67

## PLAYOFFS

GP	G	A	PTS	PIM
...	...	...	...	...
...	...	...	...	...
...	...	...	...	...
...	...	...	...	...
...	...	...	...	...
1	0	0	0	0
...	...	...	...	...
...	...	...	...	...
...	...	...	...	...
...	...	...	...	...







# NICK HOLDEN

DEFENSE

HEIGHT: 6-4    WEIGHT: 200    SHOOTS: LEFT  
 BORN: MAY, 15, 1987 (ST. ALBERT, AB)  
 LAST AMATEUR CLUB: CHILLIWACK (WHL)

**2008-09:** Collected 4-18-22 and 46 penalty minutes in 61 games with Syracuse (AHL)... First professional season... Ranked second among club defensemen in points... Scored two power play goals... Recorded first professional point with an assist Dec. 19 at Binghamton... Registered 0-5-5 during a five-game point streak Jan. 22-Feb. 18... Missed eight games Jan. 30-Feb. 14 due to a leg injury... Tallied his first professional goal, the game-winner, Feb. 22 at Hamilton... Notched 0-5-5 during a four-game point streak Mar. 13-21.

**CAREER: 2007-08:** Collected 22-38-60, 54 penalty minutes and was +5 in 70 games with Chilliwack (WHL)... Led WHL defensemen in goals and ranked third in points... Ranked second on the club in power play goals (14) and fourth in points... Served as Bruins team captain... Added 1-3-4 in four playoff games... Made his professional debut with Syracuse (AHL)... Recorded two penalty minutes and was +1 Apr. 6 at Rochester... **2006-07:** Notched 8-23-31 and 62 penalty minutes in 67 games with Chilliwack (WHL)... Led club defensemen in goals, assists and points... Added 1-1-2 and six penalty minutes in five playoff games.

**CAREER TRANSACTIONS:** Signed as a free agent by Columbus on Mar. 28, 2008.

## CAREER RECORD

YEAR	TEAM	LEAGUE	REGULAR SEASON						PLAYOFFS					
			GP	TOI	G	A	PTS	+/-	PIM	GP	G	A	PTS	PIM
2006-07	Chilliwack	WHL	67	n/a	8	23	31	-8	62	5	1	1	2	6
2007-08	Chilliwack	WHL	70	n/a	22	38	60	5	54	4	1	3	4	0
	Syracuse	AHL	1	n/a	0	0	0	1	2	...	...	...	...	...
2008-09	Syracuse	AHL	61	n/a	4	18	22	-11	46	...	...	...	...	...
AHL TOTALS			62	...	4	18	22	-10	48	...	...	...	...	...
WHL TOTALS			137	...	30	61	91	-3	116	9	2	4	6	6



# DAN LACOSTA

GOALTENDER

HEIGHT: 6-2 WEIGHT: 203 CATCHES: LEFT  
BORN: MAR. 28, 1986 (LABRADOR CITY, NF)  
LAST AMATEUR CLUB: BARRIE (OHL)

**2008-09:** Went 2-0-0 with a 1.54 goals-against average, .950 save percentage and one shutout in three games with Columbus... Won his first career NHL start, stopping 28-of-30 shots Feb. 7 vs. San Jose... Earned his first career NHL shutout in his second career start with 31 saves Feb. 10 vs. Colorado... Stopped 17-of-19 shots in relief of Fredrik Norrena Oct. 18 at Nashville... Was 19-18-2 with a 2.79 goals-against average, .913 save percentage and two shutouts in 45 games with Syracuse (AHL)... Had 40 or more saves on four occasions and 30 or more saves 14 times... Opened the season with five-consecutive wins Oct. 10-25... Posted wins in four-straight games Jan. 6-23... Recorded season-high 44 saves on 46 shots Nov. 15 vs. Chicago... Stopped all 36 shots he faced to post his first shutout of the season Nov. 22 vs. Albany... Recorded 29 saves to notch his second shutout of the season Jan. 22 at Rochester... Had back-to-back 40-plus save performances Mar. 6-8.

**CAREER: 2007-08:** Made his NHL debut and stopped all five shots he faced Mar. 25 at Nashville... Posted a 9-2-3 record with a 2.12 goals-against average, .932 save percentage and one shutout in 15 games with Syracuse (AHL)... Went 7-4-1 with a 2.15 GAA and .932 SV% in 14 games with Elmira (ECHL)... **2006-07:** Went 5-7-1 with a 2.82 GAA, .894 SV% and three shutouts in 19 games with Syracuse (AHL)... Was 3-5-1 with a 3.45 GAA and .874 SV% in 10 games with Dayton (ECHL)... **2005-06:** Posted a 36-17-1 with a 2.55 GAA and six shutouts in 59 games with Barrie (OHL)... Set career highs in games played, wins and goals-against average... Ranked second in the OHL in GAA and shutouts, while ranking third in wins and fourth (tied) in SV%... Added a 5-5 record and a 3.12 GAA in 11 playoff games... **2004-05:** Combined to play in 46 games with a 25-12-4 record and a 2.86 GAA with Owen Sound and Barrie (OHL)... Was 15-7-2 with a 2.95 GAA in 25 games with Owen Sound... Had a 10-5-2 record and 2.73 GAA in 21 games with Barrie... Went 1-2 with a 3.07 GAA in five playoff games... **2003-04:** Went 17-10-1 with a 2.72 GAA and four shutouts in 37 games for Owen Sound (OHL)... **2002-03:** Had an 8-10-3 record with a 3.72 GAA in 28 games for Owen Sound (OHL)... Appeared in one playoff game, allowing one goal in one game.

**CAREER TRANSACTIONS:** Columbus' fourth pick, 93rd overall, in the 2004 Entry Draft.

## CAREER RECORD

## REGULAR SEASON

## PLAYOFFS

YEAR	TEAM	LEAGUE	GP	W-L-T	MIN	GA	SO	GAA	GP	W-L	MIN	GA	SO	GAA
2002-03	Owen Sound	OHL	28	8-10-3	1321	82	0	3.72	1	0-0	23	1	0	2.61
2003-04	Owen Sound	OHL	37	17-10-1	1810	82	4	2.72	...	...	...	...	...	...
2004-05	Owen Sound	OHL	25	15-7-2	1423	70	0	2.95	...	...	...	...	...	...
	Barrie	OHL	21	10-5-2	1054	48	1	2.73	5	1-2	215	11	0	3.07
2005-06	Barrie	OHL	59	36-17-1	3340	142	6	2.55	11	5-5	654	34	0	3.12
2006-07	Dayton	ECHL	10	3-5-1	556	32	0	3.45	...	...	...	...	...	...
	Syracuse	AHL	19	5-7-1	852	40	3	2.82	...	...	...	...	...	...
2007-08	Columbus	NHL	1	0-0-0	13	0	0	0.00	...	...	...	...	...	...
	Syracuse	AHL	15	9-2-3	848	30	1	2.12	...	...	...	...	...	...
	Elmira	ECHL	14	7-4-1	754	27	0	2.15	...	...	...	...	...	...
2008-09	Columbus	NHL	3	2-0-0	156	4	1	1.54	...	...	...	...	...	...
	Syracuse	AHL	45	19-18-2	2469	115	2	2.79	...	...	...	...	...	...
	CBJ/NHL TOTALS		4	2-0-0	169	4	1	1.42	...	...	...	...	...	...
	AHL TOTALS		79	33-27-6	4169	185	6	2.66	...	...	...	...	...	...
	ECHL TOTALS		24	10-9-2	1310	59	0	2.70	...	...	...	...	...	...
	OHL TOTALS		170	86-49-9	8948	424	11	2.84	17	6-4-3	892	46	0	3.09



# KEVIN LALANDE

GOALTENDER

HEIGHT: 6-0 WEIGHT: 188 CATCHES: LEFT  
 BORN: FEB. 19, 1987 (KINGSTON, ON)  
 LAST AMATEUR CLUB: BELLEVILLE (OHL)

**2008-09:** Combined to post a 13-6-2 record with a 2.17 goals-against average, .928 save percentage and one shutout in 21 games with Quad City and Syracuse (AHL)... Went 4-1-1 with a 1.94 GAA, .929 SV% and one shutout in six games with the Flames... Stopped all 24 shots he faced Jan. 29 vs. Houston... Was 9-5-1 with a 2.26 GAA and a .927 SV% in 15 games with the Crunch... Had a club-high 48 saves Mar. 14 vs. Rochester... Named Rbk/AHL Player of the Week for the week ending Mar. 15 after going 3-0-0 with a 1.00 goals against average and .974 save percentage... Stopped 29-of-30 shots Mar. 24 at Manitoba.

**CAREER: 2007-08:** Went 2-3-0 with a 3.34 goals-against average and .888 save percentage in seven games with Quad City... Made his professional debut Oct. 12 vs. Milwaukee... Earned his first professional win with 21 saves Oct. 21 at Grand Rapids... Was 17-5-4 with a 2.05 GAA, .932 SV% and three shutouts in 27 games with Las Vegas (ECHL)... Ranked second in the ECHL in GAA and SV%, while ranking third (tied) in shutouts... Stopped all 18 shots Nov. 25 vs. Phoenix... Had 32 saves to earn a shutout Jan. 25 at Utah... Named ECHL Goaltender of the Week for the week ending Jan. 27 after going 2-0-0 with a 0.50 GAA, .982 SV% and one shutout... Stopped 25-of-25 shots Feb. 13 at Stockton... Went 13-6 with a 2.52 GAA, .908 SV% and three shutouts in 20 playoff games... Led the Wranglers to the Kelly Cup championship... **2006-07:** Posted a 27-17-3 record with a 3.01 GAA, .919 SV% and three shutouts in 48 games with Erie (OHL)... Ranked third in the OHL in SV%, sixth (tied) in shutouts and seventh in wins and GAA... Was 10-5 with a 2.55 GAA, .931 SV% and one shutout in 15 playoff games... **2005-06:** Went 24-17-5 with a 3.08 GAA, .916 SV% and three shutouts in 50 games with Erie (OHL)... Ranked second (tied) in the OHL in SV% and was sixth (tied) in shutouts... Was selected to the OHL All-Star Game... **2004-05:** Posted a 15-11-3 record with a 2.64 GAA, .920 SV% and one shutout in 30 games with Erie (OHL)... Was 0-2 with a 4.00 GAA and .896 SV% in two playoff games... **2003-04:** Was 1-2-0 with a 6.77 GAA and .833 SV% in three games with Erie (OHL).

**CAREER TRANSACTIONS:** Calgary's fifth pick, 128th overall, in the 2005 Entry Draft... Acquired by Columbus from Calgary in exchange for a fourth round pick in the 2009 Entry Draft.

## CAREER RECORD

## REGULAR SEASON

## PLAYOFFS

YEAR	TEAM	LEAGUE	GP	W-L-T	MIN	GA	SO	GAA	GP	W-L	MIN	GA	SO	GAA
2003-04	Belleville	OHL	3	1-2-0	133	15	0	6.77	...	...	...	...	...	...
2004-05	Belleville	OHL	30	15-11-3	1797	79	1	2.64	2	0-2	120	8	0	4.00
2005-06	Belleville	OHL	50	24-17-5	2789	143	3	3.08	...	...	...	...	...	...
2006-07	Belleville	OHL	48	27-17-3	2772	139	3	3.01	15	10-5	989	42	1	2.55
2007-08	Quad City	AHL	7	2-3-0	360	20	0	3.34	...	...	...	...	...	...
	Las Vegas	ECHL	27	17-5-4	1607	55	3	2.05	20	13-6	1142	48	3	2.52
2008-09	Quad City	AHL	6	4-1-1	340	11	1	1.94	...	...	...	...	...	...
	Syracuse	AHL	15	9-5-1	848	32	0	2.26	...	...	...	...	...	...
	Las Vegas	ECHL	21	9-8-0	1181	47	3	2.39	...	...	...	...	...	...
AHL TOTALS			28	15-9-2	1548	63	1	2.44	...	...	...	...	...	...
ECHL TOTALS			48	26-13-4	2788	102	6	2.20	20	13-6	1142	48	3	2.52
OHL TOTALS			131	67-47-11	7491	376	7	3.01	17	10-7	1109	50	1	2.71



# DEREK MACKENZIE

CENTER

HEIGHT: 5-11 WEIGHT: 182 SHOOTS: LEFT  
BORN: JUNE 11, 1981 (SUDBURY, ON)  
LAST AMATEUR CLUB: SUDBURY (OHL)

**2008-09:** Was scoreless with two penalty minutes in one game with Columbus... Tallied 22-30-52, 50 penalty minutes and was "even" in 64 games with Syracuse (AHL)... Served as an alternate captain... Led the team in goals (tied) and power play goals (9), while ranking second in assists and points... Missed 10 games after ankle surgery on Oct. 15... Had a season high 1-2-3 Nov. 15 vs. Chicago... Scored a pair of goals Nov. 16 at Wilkes-Barre/Scranton... Registered shorthanded goals in back-to-back games Feb. 11-13... Tallied 5-1-6 during a five-game goal/point streak Feb. 4-13, a club, season high goal streak... Notched 0-3-3 Mar. 21 vs. Albany... Played the 500th game of his AHL career Apr. 4 vs. Rochester... Recorded 1-7-8 during a seven-game point streak Mar. 25-Apr. 8.

**CAREER: 2007-08:** Collected 2-0-2 with eight penalty minutes and was -2 in 17 games with Columbus... Scored his first career NHL goal Mar. 9 vs. Tampa Bay (Mike Smith)... Added his second goal Mar. 30 at Chicago... Recorded 25-24-49 with 46 penalty minutes and was +6 in 62 games with Syracuse (AHL)... Tied for the club lead in goals, was fourth in points, tied for third in power play goals (8) and was second in shorthanded goals (5)... Set career highs in goals, assists and points... Tied for fourth in the AHL in shorthanded goals... Netted 2-1-3 Dec. 2 at Lake Erie... Had 6-4-10 during a six-game point streak Feb. 2-16... Added 6-8-14 with 22 penalty minutes in 13 playoff games for the Crunch... Led the club in playoff goals and points, while ranking second in assists... **2006-07:** Was scoreless in four games with Atlanta... Tallied 14-23-37 with 62 penalty minutes and was +14 in 52 games with Chicago (AHL)... Finished tied for the league lead in shorthanded goals (5)... Added a power play goal... **2005-06:** Notched 0-1-1 with eight penalty minutes in 11 games with Atlanta... Had 10-12-22 with 48 penalty minutes in 36 games with Chicago (AHL)... Missed 28 games with a broken ankle... **2004-05:** Collected 13-20-33 with 87 penalty minutes and was +5 in 78 games with Chicago (AHL)... Tied for second in the AHL in shorthanded goals (6)... Was second on the club in goals and third in shots (179)... Added 5-6-11 with 33 penalty minutes in 18 playoff games... **2003-04:** Had 0-1-1 and 10 penalty minutes in 12 games with Atlanta... Notched first NHL point with an assist (Ben Simon goal) Feb. 25 vs. Tampa Bay... Registered 19-16-35 with 67 penalty minutes and was +8 in 63 games with Chicago (AHL)... Had seven multi-point games... Was fifth on the club in plus/minus rating... Netted his first career hat trick on Mar. 27 vs. Milwaukee... Added 7-1-8 and 13 penalty minutes in 10 playoff games... Led the club in playoff goals... **2002-03:** Tallied 14-18-32 with 97 penalty minutes and was +14 in 80 games with Chicago (AHL)... Only Wolves player to play in all 80 games... Was scoreless and had four penalty minutes in nine playoff games... **2001-02:** Made his NHL debut Apr. 12 at Columbus... Collected 13-12-25 and 80 penalty minutes in 68 games with Chicago (AHL)... Added 4-2-6 with 20 penalty minutes in 25 playoff games, helping the Wolves win the Calder Cup... **2000-01:** Had 40-49-89 with 89 penalty minutes and was +25 in 62 games with Sudbury (OHL)... Was sixth in the OHL in scoring... Added 6-8-14 with 16 penalty minutes in 12 playoff games... Collected 1-2-3 in seven games for Team Canada at the World Junior Championships helping Canada win the bronze medal... **1999-00:** Notched 24-33-57 with 110 penalty minutes in 68 games with Sudbury (OHL)... Added 5-9-14 and 16 penalty minutes in 12 playoff games... **1998-99:** Had 22-65-87 with 74 penalty minutes in 68 games with Sudbury (OHL)... Collected 2-4-6 and two penalty minutes in four playoff games... **1997-98:** Registered 9-11-20 with 26 penalty minutes in 59 games with Sudbury (OHL).

**CAREER TRANSACTIONS:** Atlanta's sixth pick, 128th overall, in the 1999 Entry Draft... Signed as a free agent by Columbus on July 11, 2007.


## CAREER RECORD

## REGULAR SEASON

## PLAYOFFS

YEAR	TEAM	LEAGUE	GP	W-L-T	MIN	GA	SO	GAA	GP	W-L	MIN	GA	SO	GAA
1997-98	Sudbury	OHL	59	n/a	9	11	20	n/a	26	...	...	...	...	...
1998-99	Sudbury	OHL	68	n/a	22	65	87	n/a	74	4	2	4	6	2
1999-00	Sudbury	OHL	68	n/a	24	33	57	1	110	12	5	9	14	16
2000-01	Sudbury	OHL	62	n/a	40	49	89	25	89	12	6	8	14	16
2001-02	Atlanta	NHL	1	13:51	0	0	0	-1	2	...	...	...	...	...
	Chicago	AHL	68	n/a	13	12	25	0	80	25	4	2	6	20
2002-03	Chicago	AHL	80	n/a	14	18	32	14	97	9	0	0	0	4
2003-04	Atlanta	NHL	12	6:38	0	1	1	0	10	...	...	...	...	...
	Chicago	AHL	63	n/a	19	16	35	8	67	10	7	1	8	13
2004-05	Chicago	AHL	78	n/a	13	20	33	5	87	18	5	6	11	33
2005-06	Atlanta	NHL	11	6:33	0	1	1	0	8	...	...	...	...	...
	Chicago	AHL	36	n/a	10	12	22	-3	48	...	...	...	...	...
2006-07	Atlanta	NHL	4	4:59	0	0	0	1	0	...	...	...	...	...
	Chicago	AHL	52	n/a	14	23	37	14	62	...	...	...	...	...
2007-08	Syracuse	AHL	62	n/a	25	24	49	6	46	13	6	8	14	22
	Columbus	NHL	17	7:46	2	0	2	-2	8	...	...	...	...	...
2008-09	Columbus	NHL	1	7:15	0	0	0	-1	2	...	...	...	...	...
	Syracuse	AHL	64	n/a	22	30	52	0	50	...	...	...	...	...
CBJ TOTALS			18	...	2	0	2	-3	10	...	...	...	...	...
NHL TOTALS			46	7:03	2	2	4	-3	30	...	...	...	...	...
AHL TOTALS			503	...	130	155	285	44	537	75	22	17	39	92
OHL TOTALS			257	...	95	158	253	...	299	28	13	21	34	34





# MAKSIM MAYOROV

FORWARD

HEIGHT: 6-2    WEIGHT: 213    SHOOTS: LEFT  
 BORN: MAR. 26, 1989 (ANDIZHAN, RUS)  
 LAST AMATEUR CLUB: ALMETIEVSK (RUSSIA-2)

**2008-09:** Was scoreless in three games with Columbus... Made his NHL debut Jan. 3 at St. Louis... Registered 17-14-31 and 30 penalty minutes in 71 games with Syracuse (AHL)... Ranked third on the club in goals and was sixth (tied) in points... Made his professional debut Oct. 10 at Rochester... Scored the first goal of his professional career Oct. 11 vs. Rochester... Tallied 2-1-3 Oct. 25 vs. Rochester... Had 3-2-5 during a five-game point streak Dec. 26-Jan. 16... Tallied the game-winning goal Jan. 16 vs. Albany... Scored three goals during a three-game goal streak Apr. 3-8.

**CAREER: 2007-08:** Collected 1-0-1 and 16 penalty minutes in 11 games with Ak Bars Kazan (Russia)...

**2006-07:** Combined to score 7-5-12 and six penalty minutes in 33 games with Leninogorsk and Almetievsk (Russia-2)... Recorded 6-4-10 and six penalty minutes in 28 games with Leninogorsk... Had 1-1-2 in five playoff games with Almetievsk... Was the No. 4 rated European Skater in the final Central Scouting rankings.

**CAREER TRANSACTIONS:** Columbus' fifth pick, 94th overall, in the 2007 Entry Draft.

## CAREER RECORD


YEAR	TEAM	LEAGUE
2006-07	Leninogorsk	Russia-2
	Almetievsk	Russia-2
2007-08	Ak Bars Kazan	Russia
2008-09	Columbus	NHL
	Syracuse	AHL
NHL TOTALS		
AHL TOTALS		
RUSSIA TOTALS		
RUSSIA-2 TOTALS		

## REGULAR SEASON

GP	TOI	G	A	PTS	+/-	PIM
28	n/a	6	4	10	-5	6
5	n/a	1	1	2	-2	0
11	n/a	1	0	1	-4	16
3	5:44	0	0	0	0	0
71	n/a	17	14	31	-15	30
3	5:44	0	0	0	0	0
71	...	17	14	31	-15	30
11	...	1	0	1	-4	16
33	...	7	5	12	-7	6

## PLAYOFFS

GP	G	A	PTS	PIM
...	...	...	...	...
4	0	0	0	2
...	...	...	...	...
...	...	...	...	...
...	...	...	...	...
...	...	...	...	...
...	...	...	...	...
4	0	0	0	2



# PASCAL PELLETIER

LEFT WING

HEIGHT: 5-11 WEIGHT: 197 SHOOTS: RIGHT

BORN: JUNE 16, 1983 (LABRADOR CITY, NF)

LAST AMATEUR CLUB: SHAWINIGAN (QMJHL)

**2008-09:** Was scoreless in seven games with Chicago... Notched 29-26-55 and 45 penalty minutes in 71 games with Rockford (AHL)... Led the team in goals and power play goals (8-tied) and was second on the club in points... Had 10 multi-point games... Scored a career high four goals Nov. 26 vs. San Antonio... Tallied 2-3-5 during a five-game point streak Oct. 12-25... Recorded 7-2-9 during a four-game point streak Nov. 22-29... Named AHL Player of the Week for the week ending Nov. 30 after posting 6-7-13 in three games... Recorded at least one shot on goal in 36-consecutive games Dec. 30-Apr. 4... Registered his second hat trick of the season and added an assist Jan. 3 vs. Chicago... Had 2-2-4 Feb. 27 at Houston... Added 1-0-1 and six penalty minutes in four playoff games.

**CAREER: 2007-08:** Was scoreless in six games with Boston... Made his NHL debut Jan. 17 vs. Toronto... Had 37-38-75, 66 penalty minutes and was +20 in 73 games for Providence (AHL)... Ranked fourth in the AHL in goals, was ninth in points and tied for 11th in power play goals (13)... Scored two shorthanded goals... Set a career high in goals and points... Named AHL Player of the Month for December after recording 13-9-22 and was +12 in 15 games... Tallied 8-7-15 during a nine-game point streak Oct. 24-Nov. 18... Collected 7-5-12 during a six-game point streak Dec. 1-12... Notched 5-5-10 during a six-game point streak Dec. 21-31... Recorded 1-2-3 Mar. 7 vs. Binghamton... Tallied 1-2-3 Apr. 9 at Worcester... Added 6-6-12 and four penalty minutes in 10 playoff games... **2006-07:** Had 14-35-49, 60 penalty minutes and was +6 in 80 games for Providence... Was the only player to appear in all 80 regular season games... Ranked third on the club in assists and was fifth in points... Had seven multi-point games... Added 5-4-9 and 16 penalty minutes in 13 playoff games... Led the P-Bruins in playoff goals and was third (tied) in points... **2005-06:** Notched 20-26-46, 42 penalty minutes and was +8 in 53 games with Providence (AHL)... Ranked fifth on the club in goals and points... Added 2-4-6 and 23 penalty minutes in six playoff games... Collected 18-12-30, 18 penalty minutes and was +16 in 21 games with Gwinnett (ECHL)... **2004-05:** Combined to score 10-29-39 and 77 penalty minutes in 66 games with Louisiana and Gwinnett (ECHL)... Had 10-28-38 and 75 penalty minutes with Louisiana... Notched 0-1-1 and two penalty minutes in six games with Gwinnett... Added 0-2-2 and two penalty minutes in five playoff games... **2003-04:** Recorded 39-52-91, 85 penalty minutes and was +9 in 64 games with Shawinigan (QMJHL)... Ranked second on the club and sixth in the QMJHL in points... Ranked seventh (tied) in the QMJHL in goals and assists... Added 3-9-12 and 20 penalty minutes in 11 playoff games... **2002-03:** Tallied 46-55-101, 113 penalty minutes and was +20 in 67 games with Baie-Comeau (QMJHL)... Ranked sixth in the QMJHL in assists and was ninth (tied) in points... Added 5-7-12 and 14 penalty minutes in 12 playoff games... **2001-02:** Registered 12-25-37, 115 penalty minutes and was +9 in 56 games with Baie-Comeau (QMJHL)... Added 3-4-7 in five playoff games... **2000-01:** Notched 15-44-59, 176 penalty minutes and was +6 in 70 games with Baie-Comeau (QMJHL)... Set a career high in penalty minutes... Added 2-11-13 and six penalty minutes in 11 playoff games.

**CAREER TRANSACTIONS:** Signed as a free agent by Boston on Aug. 7, 2006... Acquired by Chicago from Boston in exchange for Martin St. Pierre on July 24, 2008... Signed by Columbus as a free agent on July 6, 2009.

## CAREER RECORD

## REGULAR SEASON


## PLAYOFFS

YEAR	TEAM	LEAGUE	GP	TOI	G	A	PTS	+/-	PIM	GP	G	A	PTS	PIM
2000-01	Baie-Comeau	QMJHL	70	n/a	15	44	59	6	176	11	2	11	13	6
2001-02	Baie-Comeau	QMJHL	56	n/a	12	25	37	9	115	5	3	4	7	0
2002-03	Baie-Comeau	QMJHL	67	n/a	46	55	101	20	113	12	5	7	12	14
2003-04	Shawinigan	QMJHL	64	n/a	39	52	91	9	85	11	3	9	12	20
2004-05	Louisiana	ECHL	61	n/a	10	28	38	-20	75	...	...	...	...	...
	Gwinnett	ECHL	6	n/a	0	1	1	-3	2	5	0	2	2	2
2005-06	Providence	AHL	53	n/a	20	26	46	8	42	6	2	4	6	23
	Gwinnett	ECHL	21	n/a	18	12	30	16	18	...	...	...	...	...
2006-07	Providence	AHL	80	n/a	14	35	49	6	60	13	5	4	9	16
2007-08	Boston	NHL	6	11:04	0	0	0	-2	0	...	...	...	...	...
	Providence	AHL	73	n/a	37	38	75	20	66	10	6	6	12	4
2008-09	Chicago	NHL	7	9:08	0	0	0	-4	0	...	...	...	...	...
	Rockford	AHL	71	n/a	29	26	55	-6	45	4	1	0	1	6
	NHL TOTALS		13	...	0	0	0	-6	0	...	...	...	...	...
	AHL TOTALS		277	...	100	125	225	28	213	33	14	14	28	49
	ECHL TOTALS		88	...	28	41	69	-7	95	5	0	2	2	2
	QMJHL TOTALS		257	...	112	176	288	44	489	39	13	31	44	40









# TOM SESTITO

LEFT WING

HEIGHT: 6-5 WEIGHT: 228 SHOOTS: LEFT  
BORN: SEPT. 28, 1987 (ROME, NY)  
LAST AMATEUR CLUB: PLYMOUTH (OHL)

**2008-09:** Collected 8-12-20 and 168 penalty minutes in 52 games with Syracuse (AHL)... Scored four power play goals... Ranked third on the club in penalty minutes... Missed 12 games due to a shoulder injury... Had a career high 1-2-3 Oct. 11 vs. Rochester... Tied a season high with 22 penalty minutes Nov. 8 vs. Manitoba... Scored back-to-back game-winning goals Jan. 6-7... Tallied 1-1-2 Jan. 7 at Wilkes-Barre/Scranton... Tied a season high with 22 penalty minutes Feb. 25 at Lake Erie... Played the 100th game of his AHL career Mar. 3 vs. Hamilton... Notched 1-1-2 Mar. 28 vs. Lake Erie.

**CAREER: 2007-08:** Was scoreless with 17 penalty minutes in his NHL debut Apr. 6 vs. St. Louis... Registered 7-16-23 and 202 penalty minutes in 66 games with Syracuse (AHL)... First professional season... Ranked second on the club in penalty minutes... Scored three power play goals... Collected the first point of his professional career in his first professional game with an assist Oct. 5 at Rochester... Registered assists in back-to-back games Oct. 12-13... Scored two goals Dec. 30 at Rochester... Recorded two assists Jan. 4 at Albany and Mar. 19 vs. Hamilton... Netted 1-1-2 Feb. 2 vs. San Antonio... Added 3-0-3 and 57 penalty minutes in nine playoff games... Led club in playoff penalty minutes... Scored the overtime game-winning goal in Game 3 of the Western Conference Quarterfinals Apr. 22 at Manitoba... **2006-07:** Netted 42-22-64, 135 penalty minutes and was +6 in 60 games with Plymouth (OHL)... Set career highs in goals, assists, points and plus/minus rating... Added seven game-winning goals, 21 power play goals and four shorthanded goals... Was named Whalers' regular season Most Valuable Player... Was named Most Improved Player and Best Penalty Killer in Western Conference Coaches Poll... Named OHL Player of the Week on Dec. 10 after recording 6-1-7 and being named First Star of the Game twice in three games... Added 11-6-17 and 57 penalty minutes in 19 playoff games, helping the Whalers claim the OHL championship... Registered 2-5-7 in five Memorial Cup games, tying for the scoring lead in the tournament... **2005-06:** Notched 10-10-20 and 176 penalty minutes in 57 games with Plymouth (OHL)... Set career high in penalty minutes... Added 5-2-7 and 29 penalty minutes in 13 playoff games... Named the Whalers' Most Improved Player... **2004-05:** Tallied 1-3-4 and 88 penalty minutes in 35 games with Plymouth (OHL).

**CAREER TRANSACTIONS:** Columbus' third pick, 85th overall, in the 2006 Entry Draft.

## CAREER RECORD


YEAR	TEAM	LEAGUE
2004-05	Plymouth	OHL
2005-06	Plymouth	OHL
2006-07	Plymouth	OHL
2007-08	Columbus Syracuse	NHL AHL
2008-09	Syracuse	AHL
CBJ/NHL TOTALS		
AHL TOTALS		
OHL TOTALS		

## REGULAR SEASON

GP	TOI	G	A	PTS	+/-	PIM
35	n/a	1	3	4	-2	88
57	n/a	10	10	20	-1	176
60	n/a	42	22	64	6	135
1	4:36	0	0	0	0	17
66	n/a	7	16	23	-5	202
52	n/a	8	12	20	-4	168
1	4:36	0	0	0	0	17
118	...	15	28	43	-9	370
152	...	53	35	88	3	399

## PLAYOFFS

GP	G	A	PTS	PIM
...	...	...	...	...
13	5	2	7	29
19	11	6	17	57
9	3	0	3	57
...	...	...	...	...
9	3	0	3	57
32	16	8	24	86



# JONATHAN SIGALEK

DEFENSE

HEIGHT: 6-1 WEIGHT: 199 SHOOTS: LEFT  
 BORN: FEB. 12, 1986 (VANCOUVER, BC)  
 LAST AMATEUR CLUB: BOWLING GREEN (CCHA)

**2008-09:** Registered 5-6-11, 16 penalty minutes and was +13 in 19 games with Syracuse (AHL)... Led club in plus/minus rating... Played the 200th game of his AHL career Oct. 10 at Rochester... Scored the overtime, game-winning goal Oct. 24 vs. Binghamton... Tallied 3-4-7 during a four-game point streak Oct. 24-Nov. 1... Had 2-1-3, including the game-winner, Nov. 1 at Rockford... Suffered a season-ending shoulder injury Nov. 28 vs. Toronto.

**CAREER: 2007-08:** Collected 3-20-23, 58 penalty minutes and was +20 in 70 games with Providence (AHL)... Set a career high and ranked fourth on the club (tied) in plus/minus rating... Ranked fourth among club defensemen in points... Scored one power play goal... Was a season high +4 with five shots on goal Dec. 21 vs. Lowell... Had 0-2-2 Jan. 18 vs. Lowell... Tied a season high in plus/minus rating (+4) Feb. 3 vs. Worcester... Tallied 0-3-3 with points in back-to-back games Mar. 14-15... Notched 0-2-2 Apr. 9 at Worcester... Added 0-3-3 and 12 penalty minutes in 10 playoff games... **2006-07:** Made his NHL debut Jan. 9 at Ottawa... Tallied 9-13-22, 37 penalty minutes and was +12 in 50 games with Providence (AHL)... Tied a career high in goals... Had six multi-point games... Ranked second among club defensemen in points... Had 1-1-2 and set a career high in plus/minus rating (+5) Dec. 10 vs. Worcester... Set a career high in assists with four Dec. 20 at Wilkes-Barre/Scranton... **2005-06:** Registered 9-27-36, 59 penalty minutes and was +12 in 75 games during his rookie season with Providence (AHL)... Led club defensemen in points... Added 2-1-3 and nine penalty minutes in six playoff games... **2004-05:** Notched 3-13-16 and 36 penalty minutes in 35 games with Bowling Green (CCHA)... Named to the CCHA Scholar Athlete team... **2003-04:** Recorded 3-12-15 and 26 penalty minutes in 37 games during his freshman season at Bowling Green (CCHA)... Named CCHA All-Rookie Honorable Mention.

**CAREER TRANSACTIONS:** Boston's fourth pick, 100th overall, in the 2005 Entry Draft... Acquired by Columbus from Boston in exchange for the rights to Matt Marquardt on May 27, 2008.

## CAREER RECORD


YEAR	TEAM	LEAGUE
2003-04	Bowling Green	CCHA
2004-05	Bowling Green	CCHA
2005-06	Providence	AHL
2006-07	Boston	NHL
	Providence	AHL
2007-08	Providence	AHL
2008-09	Syracuse	AHL
NHL TOTALS		
AHL TOTALS		
CCHA TOTALS		

## REGULAR SEASON

GP	TOI	G	A	PTS	+/-	PIM
37	n/a	3	12	15	-16	26
35	n/a	3	13	16	-2	36
75	n/a	9	27	36	12	59
1	14:41	0	0	0	-2	4
50	n/a	9	13	22	12	37
70	n/a	3	20	23	20	58
19	n/a	5	6	11	13	16
1	14:41	0	0	0	-2	4
214	...	26	66	92	57	170
72	...	6	25	31	-18	62

## PLAYOFFS

GP	G	A	PTS	PIM
...	...	...	...	...
6	2	1	3	9
...	...	...	...	...
...	...	...	...	...
10	0	3	3	12
...	...	...	...	...
16	2	4	6	21
...	...	...	...	...



**MATT  
CALVERT**  
LEFT WING

Height: 5-9  
Weight: 175

Shoots: Left  
Born: Dec. 24, 1989  
(Brandon, MB)

Acquired: Columbus' fifth pick, 127th overall, in the 2008 Entry Draft

Had 28-39-67, 58 PIM, +10 in 58 games with Brandon (WHL) in 2008-09... Led club with 12 PPG... Collected first career hat trick on Feb. 7 vs. Edmonton... Added 9-8-17, 22 PIM, +11 in 12 playoff games... Had 24-40-64, 48 PIM, +26 in 72 games with Brandon in 2007-08... Led club in PIM and was second in goals, assists and points... Ranked fourth among WHL rookies in points... Has 52-79-131, 111 PIM, +36 in 130 career WHL games.

## CAREER RECORD


Year	Team
2007-08	Brandon
2008-09	Brandon
<b>WHL Totals</b>	

## REGULAR SEASON

League	GP	TOI	G	A	PTS	+/-	PIM
WHL	72	n/a	24	40	64	26	53
WHL	58	n/a	28	39	67	10	58
<b>WHL Totals</b>	<b>130</b>	<b>...</b>	<b>52</b>	<b>79</b>	<b>131</b>	<b>36</b>	<b>111</b>

## PLAYOFFS

GP	G	A	PTS	PIM
6	1	2	3	2
12	9	8	17	22
<b>18</b>	<b>10</b>	<b>10</b>	<b>20</b>	<b>24</b>



**TOMAS  
KUBALIK**  
FORWARD

Height: 6-2  
Weight: 209

Shoots: Right  
Born: May 1, 1990  
(Plzen, CZE)

Acquired: Columbus' sixth pick, 135th overall, in the 2008 Entry Draft

Had 1-1-2, 64 PIM, -9 in 32 games with Plzen (Czech) in 2008-09... Has 4-2-6, 90 PIM, -10 in 75 career games in Czech Elite League... Split 2006-07 and 2007-08 between Czech and Czech-2 Leagues... Tallied 32-30-62, 132 PIM, +11 in 61 career Czech-2 League games with Plzen, including 23-15-38, 76 PIM, +9 in 34 games in 2006-07.

## CAREER RECORD


Year	Team
2005-06	Plzen
2006-07	Plzen
	Plzen
2007-08	Plzen
	Plzen
2008-09	Plzen
<b>Czech Totals</b>	
<b>Czech-2 Totals</b>	

## REGULAR SEASON

League	GP	TOI	G	A	PTS	+/-	PIM
Czech-2	5	n/a	1	2	3	0	6
Czech	23	n/a	1	0	1	-1	18
Czech-2	34	n/a	23	15	38	9	76
Czech	20	n/a	2	1	3	0	8
Czech-2	22	n/a	8	13	21	2	50
Czech	32	n/a	1	1	2	-9	64
<b>Czech Totals</b>	<b>75</b>	<b>...</b>	<b>4</b>	<b>2</b>	<b>6</b>	<b>-10</b>	<b>90</b>
<b>Czech-2 Totals</b>	<b>61</b>	<b>...</b>	<b>32</b>	<b>30</b>	<b>62</b>	<b>11</b>	<b>132</b>

## PLAYOFFS

GP	G	A	PTS	PIM
...	...	...	...	...
3	1	2	3	24
1	0	0	0	0
5	1	3	4	22
17	1	0	1	8
<b>18</b>	<b>1</b>	<b>0</b>	<b>1</b>	<b>8</b>
<b>8</b>	<b>2</b>	<b>5</b>	<b>7</b>	<b>46</b>



**STEFAN  
LEGEIN**  
RIGHT WING

**Height:** 5-10  
**Weight:** 185

**Shoots:** Right  
**Born:** Nov. 24, 1988  
(Oakville, ON)

**Acquired:** Columbus' second pick, 37th overall, in the 2007 Entry Draft

Had 1-0-1, 4 PIM, -1 in 26 games with Syracuse (AHL) in 2008-09... Tallied 77-59-136, 333 PIM, +39 in 202 career OHL games with Mississauga/Niagara from 2004-07... Had 24-13-37, 80 PIM, +12 in 30 games with Niagara in 2007-08... Scored four SHG and eight PPG... Missed 22 games due to a shoulder injury suffered at 2008 World Jr. Championships... An alternate captain, he had 1-1-2, eight PIM in seven games to help Canada win gold medal... Appeared in two playoff games for Syracuse (AHL), making pro debut at Manitoba Apr. 26... Had 43-32-75, 115 PIM, +31 in 64 games with Mississauga (OHL) in 2006-07.


#### CAREER RECORD

Year	Team
2004-05	Mississauga
2005-06	Mississauga
2006-07	Mississauga
2007-08	Niagara
	Syracuse
2008-09	Syracuse
<b>AHL Totals</b>	
<b>OHL Totals</b>	

#### REGULAR SEASON

League	GP	W-L-T	MIN	GA	SO	GAA	GP	W-L	MIN	GA	SO	GAA
OHL	49	n/a	3	5	8	1	37	5	0	1	1	0
OHL	59	n/a	7	9	16	-5	101	...	...	...	...	...
OHL	64	n/a	43	32	75	31	115	5	3	2	5	0
OHL	30	n/a	24	13	37	12	80	10	7	11	18	28
AHL	...	...	...	...	...	...	...	2	0	0	0	0
AHL	26	n/a	1	0	1	-1	4	...	...	...	...	...
	<b>26</b>	...	<b>1</b>	<b>0</b>	<b>1</b>	<b>-1</b>	<b>4</b>	<b>2</b>	<b>0</b>	<b>0</b>	<b>0</b>	<b>0</b>
	<b>202</b>	...	<b>77</b>	<b>59</b>	<b>136</b>	<b>39</b>	<b>333</b>	<b>20</b>	<b>10</b>	<b>14</b>	<b>24</b>	<b>28</b>

#### PLAYOFFS



**JOHN  
MOORE**  
DEFENSE

**Height:** 6-2  
**Weight:** 197

**Shoots:** Left  
**Born:** Nov. 19, 1990  
(Winnetka, IL)

**Acquired:** Columbus' first pick, 21st overall, in the 2009 Entry Draft

Had 14-25-39, 50 PIM, -7 in 57 games with Chicago (USHL) in 2008-09... Named USHL Defenseman of the Year... Led club and ranked fourth among USHL defensemen in scoring... Collected 4-11-15, 26 PIM, +4 in 56 games in 2007-08... Won a gold medal with Team USA at the World Junior "A" Challenge... Was the sixth-ranked North American skater in the final Central Scouting rankings prior to the 2009 Entry Draft.

#### CAREER RECORD


Year	Team
2007-08	Chicago
2008-09	Chicago
<b>USHL Totals</b>	

#### REGULAR SEASON

League	GP	TOI	G	A	PTS	+/-	PIM	GP	G	A	PTS	PIM
USHL	56	n/a	4	11	15	4	26	7	0	2	2	2
USHL	57	n/a	14	25	39	-7	50	...	...	...	...	...
	<b>113</b>	...	<b>18</b>	<b>36</b>	<b>54</b>	<b>-3</b>	<b>76</b>	<b>7</b>	<b>0</b>	<b>2</b>	<b>2</b>	<b>2</b>

#### PLAYOFFS





**ANDREY  
PLEKHANOV**  
DEFENSE

Height: 6-2  
Weight: 210

Shoots: Right  
Born: July 12, 1986  
(Nizhnekamsk, RUS)

Acquired: Columbus' fifth pick, 96th overall, in the 2004 Entry Draft

Had 2-17-19, 50 PIM, -4 in 54 games with Syracuse (AHL) in 2008-09... Has 11-33-44, 60 PIM, +14 in 94 career AHL games... Had 9-16-25, 10 PIM, +18 in 40 games with Syracuse in 2007-08... Led the club in plus/minus rating... Scored four power play goals... Tallied 0-1-1, 2 PIM, -2 in seven games with Elmira (ECHL)... Had 1-2-3, 28 PIM, -2 in 16 games with Nizhnekamsk (Russia) in 2006-07... Registered 2-3-5, 50 PIM in 61 games with the club from 2005-07... Appeared in two games with the same club in 2004-05 after playing for the Nizhnekamsk Jr. club in 2003-04.

## CAREER RECORD


Year	Team
2004-05	Nizhnekamsk
2005-06	Nizhnekamsk
2006-07	Nizhnekamsk
2007-08	Syracuse
	Elmira
2008-09	Syracuse
<b>AHL Totals</b>	
<b>ECHL Totals</b>	
<b>Russia Totals</b>	

## REGULAR SEASON

League	GP	TOI	G	A	PTS	+/-	PIM
Russia	2	n/a	0	0	0	-2	2
Russia	45	n/a	1	1	2	-8	22
Russia	16	n/a	1	2	3	-2	28
AHL	40	n/a	9	16	25	18	10
ECHL	7	n/a	0	1	1	-2	2
AHL	54	n/a	2	17	19	-4	50
<b>AHL Totals</b>	<b>94</b>	<b>...</b>	<b>11</b>	<b>33</b>	<b>44</b>	<b>14</b>	<b>60</b>
<b>ECHL Totals</b>	<b>7</b>	<b>...</b>	<b>0</b>	<b>1</b>	<b>1</b>	<b>-2</b>	<b>2</b>
<b>Russia Totals</b>	<b>63</b>	<b>...</b>	<b>2</b>	<b>3</b>	<b>5</b>	<b>-12</b>	<b>52</b>

## PLAYOFFS

GP	G	A	PTS	PIM
...	...	...	...	...
5	0	0	0	0
...	...	...	...	...
8	1	2	3	2
...	...	...	...	...
...	...	...	...	...
<b>8</b>	<b>1</b>	<b>2</b>	<b>3</b>	<b>2</b>
...	...	...	...	...
<b>5</b>	<b>0</b>	<b>0</b>	<b>0</b>	<b>0</b>



**BRENT  
REGNER**  
DEFENSE

Height: 6-0  
Weight: 185

Shoots: Right  
Born: May 17, 1989  
(Westlock, AB)

Acquired: Columbus' seventh pick, 137th overall, in the 2008 Entry Draft

Had 15-52-67, 42 PIM, +65 in 70 games with Vancouver (WHL) in 2008-09... Ranked second in WHL in plus/minus and 12th-tied in assists... Led club defensemen and ranked third overall in points... Has registered 24-96-120, 106 PIM, +100 in 207 career WHL games... Had 8-39-47, 45 PIM, +11 in 72 games with Vancouver in 2007-08... Was second among club defensemen in goals (tied), assists and points... Scored six PPG... Added 0-10-10 and 10 PIM in 10 playoff games... Tallied 1-5-6, 19 PIM, +24 in 64 games in 2006-07... Ranked fifth on the club in plus/minus rating and helped the Giants win the Memorial Cup that year.

## CAREER RECORD

Year	Team
2005-06	Vancouver
2006-07	Vancouver
2007-08	Vancouver
2008-09	Vancouver
<b>WHL Totals</b>	

## REGULAR SEASON

League	GP	TOI	G	A	PTS	+/-	PIM
WHL	1	n/a	0	0	0	0	0
WHL	64	n/a	1	5	6	24	19
WHL	72	n/a	8	39	47	11	45
WHL	70	n/a	15	52	67	65	42
<b>WHL Totals</b>	<b>207</b>	<b>...</b>	<b>24</b>	<b>96</b>	<b>120</b>	<b>100</b>	<b>106</b>

## PLAYOFFS

GP	G	A	PTS	PIM
...	...	...	...	...
22	0	6	6	10
10	0	10	10	10
17	2	11	13	6
<b>49</b>	<b>2</b>	<b>27</b>	<b>29</b>	<b>26</b>

## FUTURE BLUE JACKETS



**CAM  
ATKINSON**  
RIGHT WING

Height: 5-9  
Weight: 165

Shoots: Right  
Born: June 5, 1989  
(Riverside, CT)

Acquired: Columbus' eighth pick, 157th overall, in the 2008 Entry Draft

## CAREER RECORD

Year	Team	League
2005-06	Avon Old Farms	USHS
2006-07	Avon Old Farms	USHS
2007-08	Avon Old Farms	USHS
2008-09	Boston College	HEA
<b>NCAA Totals</b>		
<b>USHS Totals</b>		

## REGULAR SEASON

GP	TOI	G	A	PTS	+/-	PIM
25	n/a	15	20	35	n/a	16
27	n/a	28	24	52	n/a	12
28	n/a	26	37	63	n/a	10
36	n/a	7	12	19	-5	28
<b>36</b>	<b>...</b>	<b>7</b>	<b>12</b>	<b>19</b>	<b>-5</b>	<b>28</b>
<b>80</b>	<b>...</b>	<b>69</b>	<b>81</b>	<b>150</b>	<b>...</b>	<b>38</b>

## PLAYOFFS

GP	G	A	PTS	PIM
...	...	...	...	...
...	...	...	...	...
...	...	...	...	...
...	...	...	...	...
...	...	...	...	...
...	...	...	...	...



**ANTON  
BLMQVIST**  
DEFENSE

Height: 6-4  
Weight: 189

Shoots: Left  
Born: Mar. 7, 1990  
(Kristianstad, SWE)

Acquired: Columbus' fifth pick, 167th overall, in the 2009 Entry Draft

## CAREER RECORD

Year	Team	League
2007-08	Malmö Jr.	Sweden Jr.
2008-09	Malmö Jr.	Sweden Jr.
	Malmö	Sweden-2
<b>Sweden-2 Totals</b>		
<b>Sweden Jr. Totals</b>		

## REGULAR SEASON

GP	TOI	G	A	PTS	+/-	PIM
18	n/a	0	1	1	3	20
31	n/a	2	14	16	3	73
13	n/a	0	3	3	-2	8
<b>13</b>	<b>...</b>	<b>0</b>	<b>3</b>	<b>3</b>	<b>-2</b>	<b>8</b>
<b>49</b>	<b>...</b>	<b>2</b>	<b>15</b>	<b>17</b>	<b>6</b>	<b>93</b>

## PLAYOFFS

GP	G	A	PTS	PIM
5	0	1	1	2
...	...	...	...	...
...	...	...	...	...
...	...	...	...	...
...	...	...	...	...
<b>5</b>	<b>0</b>	<b>1</b>	<b>1</b>	<b>2</b>



**SEAN  
COLLINS**  
LEFT WING

Height: 6-3  
Weight: 195

Shoots: Left  
Born: Dec. 29, 1988  
(Saskatoon, SK)

Acquired: Columbus' ninth pick, 187th overall, in the 2008 Entry Draft

## CAREER RECORD


Year	Team	League
2006-07	Waywayseecappo	MJHL
2007-08	Waywayseecappo	MJHL
2008-09	Cornell	ECAC
<b>NCAA Totals</b>		
<b>MJHL Totals</b>		

## REGULAR SEASON

GP	TOI	G	A	PTS	+/-	PIM
70	n/a	20	69	89	n/a	34
60	n/a	51	64	115	n/a	34
33	n/a	3	3	6	-3	16
<b>33</b>	<b>...</b>	<b>3</b>	<b>3</b>	<b>6</b>	<b>-3</b>	<b>16</b>
<b>130</b>	<b>...</b>	<b>71</b>	<b>133</b>	<b>204</b>	<b>...</b>	<b>68</b>

## PLAYOFFS

GP	G	A	PTS	PIM
...	...	...	...	...
7	9	4	13	10
...	...	...	...	...
...	...	...	...	...
...	...	...	...	...
<b>7</b>	<b>9</b>	<b>4</b>	<b>13</b>	<b>10</b>



**STEVEN  
DELISLE**  
DEFENSE

Height: 6-6  
Weight: 217

Shoots: Right  
Born: July 30, 1990  
(Levise, OC)

Acquired: Columbus' third pick, 107th overall, in the 2008 Entry Draft

## CAREER RECORD


Year	Team
2006-07	Gatineau
2007-08	Gatineau
2008-09	Gatineau
<b>QMJHL Totals</b>	

## REGULAR SEASON

League	GP	TOI	G	A	PTS	+/-	PIM
QMJHL	56	n/a	1	11	12	7	47
QMJHL	70	n/a	6	23	29	8	82
QMJHL	63	n/a	5	25	30	-14	94
<b>QMJHL Totals</b>	<b>189</b>	<b>...</b>	<b>12</b>	<b>59</b>	<b>71</b>	<b>1</b>	<b>223</b>

## PLAYOFFS

GP	G	A	PTS	PIM
5	0	0	0	0
19	0	10	10	16
10	2	3	5	15
<b>34</b>	<b>2</b>	<b>13</b>	<b>15</b>	<b>31</b>



**CODY  
GOLOUBEFF**  
DEFENSE

Height: 6-0  
Weight: 195

Shoots: Right  
Born: Nov. 30, 1989  
(Mississauga, ON)

Acquired: Columbus' second pick, 37th overall, in the 2008 Entry Draft

## CAREER RECORD


Year	Team
2007-08	Wisconsin
2008-09	Wisconsin
<b>NCAA Totals</b>	

## REGULAR SEASON

League	GP	TOI	G	A	PTS	+/-	PIM
WCHA	40	n/a	4	6	10	-1	36
WCHA	36	n/a	5	8	13	6	80
<b>NCAA Totals</b>	<b>76</b>	<b>...</b>	<b>9</b>	<b>14</b>	<b>23</b>	<b>5</b>	<b>116</b>

## PLAYOFFS

GP	G	A	PTS	PIM
...	...	...	...	...
...	...	...	...	...
...	...	...	...	...
...	...	...	...	...



**JAKE  
HANSEN**  
FORWARD

Height: 6-2  
Weight: 182

Shoots: Right  
Born: Aug. 21, 1989  
(St. Paul, MN)

Acquired: Columbus' fourth pick, 68th overall, in the 2007 Entry Draft

## CAREER RECORD


Year	Team
2006-07	White Bear (MN)
	Sioux Falls
2007-08	Sioux Falls
2008-09	Minnesota
<b>NCAA Totals</b>	
<b>USHL Totals</b>	
<b>USHS Totals</b>	

## REGULAR SEASON

League	GP	TOI	G	A	PTS	+/-	PIM
USHS	25	n/a	26	40	66	n/a	42
USHL	15	n/a	4	4	8	-1	14
USHL	60	n/a	31	27	58	16	57
USHL	33	n/a	2	5	7	-5	38
<b>NCAA Totals</b>	<b>33</b>	<b>...</b>	<b>2</b>	<b>5</b>	<b>7</b>	<b>-5</b>	<b>38</b>
<b>USHL Totals</b>	<b>75</b>	<b>...</b>	<b>35</b>	<b>31</b>	<b>66</b>	<b>15</b>	<b>71</b>
<b>USHS Totals</b>	<b>25</b>	<b>...</b>	<b>26</b>	<b>40</b>	<b>66</b>	<b>...</b>	<b>42</b>

## PLAYOFFS

GP	G	A	PTS	PIM
...	...	...	...	...
7	0	2	2	6
3	1	0	1	0
...	...	...	...	...
...	...	...	...	...
<b>10</b>	<b>1</b>	<b>2</b>	<b>3</b>	<b>6</b>
...	...	...	...	...



**THOMAS  
LARKIN**  
DEFENSE

Height: 6-5  
Weight: 206

Shoots: Right  
Born: Dec. 31, 1990  
(London, ENG)

Acquired: Columbus' fourth pick, 137th overall, in the 2009 Entry Draft

## CAREER RECORD

Year	Team
2007-08	Exeter (NH)
2008-09	Exeter (NH)
<b>USHS Totals</b>	

League  
USHS  
USHS

## REGULAR SEASON

GP	TOI	G	A	PTS	+/-	PIM
29	n/a	6	17	23	n/a	30
31	n/a	14	32	46	n/a	0
<b>60</b>	<b>...</b>	<b>20</b>	<b>49</b>	<b>69</b>	<b>...</b>	<b>30</b>

## PLAYOFFS

GP	G	A	PTS	PIM
...	...	...	...	...
...	...	...	...	...
...	...	...	...	...



**KEVIN  
LYNCH**  
CENTER

Height: 6-1  
Weight: 190

Shoots: Right  
Born: Apr. 23, 1991  
(Grosse Pointe, MI)

Acquired: Columbus' second pick, 56th overall, in the 2009 Entry Draft

## CAREER RECORD

Year	Team
2008-09	USA U-18
<b>USNDP Totals</b>	

League  
USNDP

## REGULAR SEASON

GP	TOI	G	A	PTS	+/-	PIM
63	n/a	24	24	48	n/a	54
<b>63</b>	<b>...</b>	<b>24</b>	<b>24</b>	<b>48</b>	<b>...</b>	<b>54</b>

## PLAYOFFS

GP	G	A	PTS	PIM
...	...	...	...	...
...	...	...	...	...
...	...	...	...	...



**SERGEI  
MOZYAKIN**  
LEFT WING

Height: 5-10  
Weight: 171

Shoots: Right  
Born: Mar. 30, 1981  
(Yaroslavl, RUS)

Acquired: Columbus' 13th pick, 263rd overall, in the 2002 Entry Draft

## CAREER RECORD

Year	Team
1999-00	CSKA
2000-01	CSKA
	CSKA
2001-02	CSKA
2002-03	CSKA
2003-04	CSKA
2004-05	CSKA
2005-06	CSKA
2006-07	Mytishi
2007-08	Mytishi Khimik
2008-09	Mytishi Khimik
<b>KHL/Russia Totals</b>	
<b>Russia-2 Totals</b>	

League  
Russia-2  
Russia  
Russia-2  
Russia-2  
Russia  
Russia  
Russia  
Russia  
Russia  
Russia  
Russia  
KHL


## REGULAR SEASON

GP	TOI	G	A	PTS	+/-	PIM
44	n/a	23	25	48	n/a	10
9	n/a	0	2	2	n/a	0
46	n/a	22	28	50	n/a	18
54	n/a	34	30	64	56	10
33	n/a	12	15	27	-2	18
45	n/a	21	19	40	2	6
49	n/a	11	12	23	-6	22
51	n/a	20	31	51	20	28
54	n/a	27	33	60	3	10
57	n/a	37	27	64	17	22
56	n/a	34	42	76	33	14
<b>354</b>	<b>...</b>	<b>162</b>	<b>181</b>	<b>343</b>	<b>67</b>	<b>120</b>
<b>144</b>	<b>...</b>	<b>79</b>	<b>83</b>	<b>162</b>	<b>56</b>	<b>38</b>

## PLAYOFFS

GP	G	A	PTS	PIM
...	...	...	...	...
...	...	...	...	...
...	...	...	...	...
14	10	13	23	4
...	...	...	...	...
...	...	...	...	...
...	...	...	...	...
7	1	2	3	4
9	5	4	9	4
5	3	1	4	0
7	2	5	7	0
<b>28</b>	<b>11</b>	<b>12</b>	<b>23</b>	<b>8</b>
<b>14</b>	<b>10</b>	<b>13</b>	<b>23</b>	<b>4</b>





**KYLE  
NEUBER**  
RIGHT WING

Height: 6-2  
Weight: 225

Shoots: Right  
Born: Mar. 22, 1989  
(Sarnia, ON)

Acquired: Columbus' sixth pick, 197th overall, in the 2009 Entry Draft

## CAREER RECORD


Year	Team
2006-07	Toronto
2007-08	Mississauga
2008-09	Mississauga
<b>OHL Totals</b>	

## REGULAR SEASON

League	GP	TOI	G	A	PTS	+/-	PIM
OHL	26	n/a	0	1	1	-9	70
OHL	54	n/a	4	4	8	1	133
OHL	59	n/a	9	3	12	1	135
<b>OHL Totals</b>	<b>139</b>	<b>...</b>	<b>13</b>	<b>8</b>	<b>21</b>	<b>-7</b>	<b>338</b>

## PLAYOFFS

GP	G	A	PTS	PIM
...	...	...	...	...
4	0	0	0	8
10	0	0	0	25
<b>14</b>	<b>0</b>	<b>0</b>	<b>0</b>	<b>33</b>



**DREW  
OLSON**  
DEFENSE

Height: 6-0  
Weight: 206

Shoots: Left  
Born: Apr. 4, 1990  
(Brainerd, MN)

Acquired: Columbus' fourth pick, 118th overall, in the 2008 Entry Draft

## CAREER RECORD


Year	Team
2007-08	Brainerd (MN)
2008-09	Omaha
<b>USHL Totals</b>	
<b>USHS Totals</b>	

## REGULAR SEASON

League	GP	TOI	G	A	PTS	+/-	PIM
USHS	25	n/a	17	16	33	n/a	34
USHL	39	n/a	2	6	8	3	43
<b>USHL Totals</b>	<b>39</b>	<b>...</b>	<b>2</b>	<b>6</b>	<b>8</b>	<b>3</b>	<b>43</b>
<b>USHS Totals</b>	<b>25</b>	<b>...</b>	<b>17</b>	<b>16</b>	<b>33</b>	<b>...</b>	<b>34</b>

## PLAYOFFS

GP	G	A	PTS	PIM
...	...	...	...	...
...	...	...	...	...
...	...	...	...	...
...	...	...	...	...



**THEO  
RUTH**  
DEFENSE

Height: 6-0  
Weight: 201  
Shoots: Right  
Born: Feb. 14, 1989  
(Naperville, IL)

Drafted: Washington's second pick, 46th overall, in the 2007 Entry Draft

Acquired: From Washington in exchange for Sergei Fedorov on Feb. 26, 2008

## CAREER RECORD

Year	Team
2005-06	USNDP
	USNDP
2006-07	USNDP
	USNDP
2007-08	Notre Dame
2008-09	Notre Dame
<b>NCAA Totals</b>	
<b>USNDP Totals</b>	

## REGULAR SEASON

League	GP	TOI	G	A	PTS	+/-	PIM
U-17	18	n/a	2	3	5	n/a	22
NAHL	36	n/a	1	2	3	n/a	33
U-18	39	n/a	5	11	16	n/a	52
NAHL	9	n/a	3	6	9	n/a	14
CCHA	42	n/a	2	3	5	13	36
CCHA	36	n/a	2	5	7	11	42
<b>NCAA Totals</b>	<b>78</b>	<b>...</b>	<b>4</b>	<b>8</b>	<b>12</b>	<b>24</b>	<b>78</b>
<b>USNDP Totals</b>	<b>102</b>	<b>...</b>	<b>11</b>	<b>22</b>	<b>33</b>	<b>...</b>	<b>121</b>

## PLAYOFFS

GP	G	A	PTS	PIM
...	...	...	...	...
12	0	2	2	8
...	...	...	...	...
...	...	...	...	...
...	...	...	...	...
...	...	...	...	...
<b>12</b>	<b>0</b>	<b>2</b>	<b>2</b>	<b>8</b>


**DAVID  
SAVARO**  
DEFENSE

 Height: 6-1  
Weight: 209

 Shoots: Right  
Born: Oct. 22, 1990  
(St. Hyacinthe, QC)

Acquired: Columbus' third pick, 94th overall, in the 2009 Entry Draft

**CAREER RECORD**


Year	Team	League
2007-08	Baie-Comeau Moncton	QMJHL
2008-09	Moncton	QMJHL
<b>QMJHL Totals</b>		

**REGULAR SEASON**

GP	TOI	G	A	PTS	+/-	PIM
35	n/a	1	6	7	-2	22
32	n/a	0	5	5	-19	18
68	n/a	9	35	44	29	33
<b>135</b>	<b>...</b>	<b>10</b>	<b>46</b>	<b>56</b>	<b>8</b>	<b>73</b>

**PLAYOFFS**

GP	G	A	PTS	PIM
...	...	...	...	...
...	...	...	...	...
10	5	5	10	10
<b>10</b>	<b>5</b>	<b>5</b>	<b>10</b>	<b>10</b>


**NICK  
SUCHARSKI**  
LEFT WING

 Height: 6-2  
Weight: 185

 Shoots: Left  
Born: Nov. 15, 1987  
(Oakville, ON)

Acquired: Columbus' sixth pick, 136th overall, in the 2006 Entry Draft

**CAREER RECORD**

Year	Team	League
2005-06	Michigan State	CCHA
2006-07	Michigan State	CCHA
2007-08	Michigan State	CCHA
2008-09	Michigan State	CCHA
<b>NCAA Totals</b>		

**REGULAR SEASON**

GP	TOI	G	A	PTS	+/-	PIM
36	n/a	2	5	7	-2	18
41	n/a	9	15	24	5	32
41	n/a	9	17	26	-1	32
6	n/a	0	1	1	1	6
<b>124</b>	<b>...</b>	<b>20</b>	<b>38</b>	<b>58</b>	<b>3</b>	<b>88</b>

**PLAYOFFS**

GP	G	A	PTS	PIM
...	...	...	...	...
...	...	...	...	...
...	...	...	...	...
...	...	...	...	...
...	...	...	...	...


**IVAN  
TKACHENKO**  
LEFT WING

 Height: 5-10  
Weight: 187

 Shoots: Left  
Born: Nov. 9, 1979  
(Tomsk, RUS)

Acquired: Columbus' fifth pick, 98th overall, in the 2002 Entry Draft

**CAREER RECORD**


Year	Team	League
1998-99	Yaroslavl	Russia-2
1999-00	Zavolzhie Nizhnekamsk	Russia-2
2000-01	Nizhnekamsk	Russia
2001-02	Lokomotiv	Russia
2002-03	Lokomotiv	Russia
2003-04	Lokomotiv	Russia
2004-05	Lokomotiv	Russia
2005-06	Lokomotiv	Russia
2006-07	Lokomotiv	Russia
2007-08	Lokomotiv	Russia
2008-09	Lokomotiv	KHL
<b>KHL/Russia Totals</b>		
<b>Russia-2 Totals</b>		

**REGULAR SEASON**

GP	TOI	G	A	PTS	+/-	PIM
28	n/a	15	13	28	n/a	26
43	n/a	15	14	29	n/a	22
5	n/a	1	0	1	n/a	0
31	n/a	2	2	4	n/a	12
44	n/a	13	21	34	22	57
44	n/a	11	6	17	7	57
56	n/a	7	11	18	1	22
59	n/a	15	15	30	6	30
45	n/a	10	21	31	18	30
52	n/a	9	25	34	-4	30
56	n/a	14	14	28	8	34
56	n/a	14	13	27	9	40
<b>448</b>	<b>...</b>	<b>96</b>	<b>128</b>	<b>224</b>	<b>67</b>	<b>312</b>
<b>71</b>	<b>...</b>	<b>30</b>	<b>27</b>	<b>57</b>	<b>...</b>	<b>48</b>

**PLAYOFFS**

GP	G	A	PTS	PIM
...	...	...	...	...
...	...	...	...	...
4	0	0	0	0
4	0	1	1	0
9	5	2	7	4
10	2	3	5	6
3	0	0	0	0
9	2	3	5	8
11	1	2	3	16
7	1	2	3	6
16	1	3	4	6
19	3	3	6	10
<b>92</b>	<b>15</b>	<b>19</b>	<b>34</b>	<b>56</b>
...	...	...	...	...



**TRENT  
VOGELHUBER**  
FORWARD

Height: 6-2  
Weight: 185

Shoots: Right  
Born: July 13, 1988  
(Cleveland, OH)

Acquired: Columbus' seventh pick, 211th overall, in the 2007 Entry Draft

## CAREER RECORD

Year	Team
2006-07	St. Louis
2007-08	Des Moines
2008-09	Miami
<b>NCAA Totals</b>	
<b>USHL Totals</b>	
<b>NAHL Totals</b>	


League
NAHL
USHL
CCHA

## REGULAR SEASON

GP	TOI	G	A	PTS	+/-	PIM
31	n/a	10	16	26	n/a	24
2	n/a	0	1	1	-2	0
29	n/a	2	2	4	-4	22
<b>29</b>	...	<b>2</b>	<b>2</b>	<b>4</b>	<b>-4</b>	<b>22</b>
<b>2</b>	...	<b>0</b>	<b>1</b>	<b>1</b>	<b>-2</b>	<b>0</b>
<b>31</b>	...	<b>10</b>	<b>16</b>	<b>26</b>	...	<b>24</b>

## PLAYOFFS

GP	G	A	PTS	PIM
...	...	...	...	...
...	...	...	...	...
...	...	...	...	...
...	...	...	...	...
...	...	...	...	...
...	...	...	...	...



**WILL  
WEBER**  
DEFENSE

Height: 6-4  
Weight: 205

Shoots: Left  
Born: Oct. 28, 1988  
(Gaylord, MI)

Acquired: Columbus' third pick, 53rd overall, in the 2007 Entry Draft

## CAREER RECORD

Year	Team
2006-07	Gaylord (MI)
2007-08	Chicago
2008-09	Miami
<b>NCAA Totals</b>	
<b>USHL Totals</b>	
<b>USHS Totals</b>	


League
USHS
USHL
CCHA

## REGULAR SEASON

GP	TOI	G	A	PTS	+/-	PIM
24	n/a	18	20	38	n/a	n/a
46	n/a	8	10	18	12	137
38	n/a	2	3	5	7	75
<b>38</b>	...	<b>2</b>	<b>3</b>	<b>5</b>	<b>7</b>	<b>75</b>
<b>46</b>	...	<b>8</b>	<b>10</b>	<b>18</b>	<b>12</b>	<b>137</b>
<b>24</b>	...	<b>18</b>	<b>20</b>	<b>38</b>	...	...

## PLAYOFFS

GP	G	A	PTS	PIM
...	...	...	...	...
...	...	...	...	...
...	...	...	...	...
...	...	...	...	...
...	...	...	...	...
...	...	...	...	...



**ALLEN  
YORK**  
GOALTENDER

Height: 6-4  
Weight: 185

Catches: Right  
Born: June 17, 1989  
(Wetaskiwin, AB)

Acquired: Columbus' sixth pick, 158th overall, in the 2007 Entry Draft

## CAREER RECORD

Year	Team
2006-07	Camrose
2007-08	Camrose
2008-09	R.P.I.
<b>NCAA Totals</b>	
<b>AJHL Totals</b>	

League
AJHL
AJHL
ECAC

## REGULAR SEASON

GP	W-L-T	MIN	GA	SO	GAA
32	23-4-0	1661	60	2	2.17
37	24-5-3	2005	75	3	2.24
16	5-10-0	913	46	1	3.02
<b>16</b>	<b>5-10-0</b>	<b>913</b>	<b>46</b>	<b>1</b>	<b>3.02</b>
<b>69</b>	<b>47-9-3</b>	<b>3666</b>	<b>135</b>	<b>5</b>	<b>2.21</b>

## PLAYOFFS

GP	W-L	MIN	GA	SO	GAA
22	16-6	1392	46	4	1.98
16	11-3	934	29	2	1.86
...	...	...	...	...	...
...	...	...	...	...	...
<b>38</b>	<b>27-9</b>	<b>2326</b>	<b>75</b>	<b>6</b>	<b>1.94</b>

**BLUE JACKETS AHL AFFILIATE**  
**SYRACUSE**  
**CRUNCH**

War Memorial at Oncenter  
 800 South State Street  
 Syracuse, New York 13202  
 Phone: (315) 473-4444  
 Fax: (315) 473-4449  
 www.syracusecrunch.com



**ROSS YATES**  
 HEAD COACH

Ross Yates enters his fourth season as the head coach of the Syracuse Crunch and has led the club to an 120-92-28 record. The 2009-10 campaign will mark his 10th with the club as he served as assistant coach to current Blue Jackets assistant Gary Agnew from 2000-06.

Yates guided the Crunch to 40-32-8 record in 2008-09, which marked the club's sixth-straight season with a .500 record or better. That streak is the longest in the franchise's 15-year history. He led Syracuse to a 46-26-8 record in 2007-08, which was the second 100-point season in the franchise history (47-25-8, 102 points in 2005-06), after posting a 34-34-12 mark in his first season behind the bench in 2006-07. He came to Syracuse in 2000 after spending more than a decade as a player and coach in Europe. Prior to joining the Crunch, he served as the head coach of Hamburg, a member of the German

Bundesliga League. He also held four other head coaching positions in Europe in the 1990's, including stints in Germany, Italy and Switzerland.

Yates began his playing career at Mount Allison University, where he was an All-Canadian selection in 1980. He signed with Hartford in 1981 and went on to spend four years with the Whalers' AHL affiliate in Binghamton. In 1982-83, he tallied 41-84-125 and was named the AHL Most Valuable Player and The Hockey News Minor League Player of the Year. He earned AHL All-Star honors the next year and made his NHL debut with Hartford late in the season, collecting 1-1-2 in seven games. He was selected to the Binghamton Hockey Hall of Fame during the 2002-03 season. A Montreal native, he and his wife, Laurie, are the parents of daughter, Jennifer, and sons, Patrick and Trevor.

**SYRACUSE CRUNCH DIRECTORY**

President/CEO/Governor	-----	Howard Dolgon
Executive Vice President	-----	Alan Taylor
General Manager/CFO/Alt. Governor	-----	Vance Lederman
General Counsel	-----	Jeffrey Fried
Head Coach	-----	Ross Yates
Assistant Coach	-----	Trent Cull
Assistant Coach	-----	Karl Goehring
Senior Vice President	-----	Jim Sarosy
Senior Director of Sales and Game Operations	-----	Michael Folsom
Director of Ticket Operations	-----	Todd Cross
Account Executive	-----	Mark Hayes
Public Relations Manager	-----	John Neenan
Event & Sponsorship Services Manager	-----	Karen Simbari
Account Executive	-----	Matt Tabone
Ticket Manager	-----	Mark Keida
Marketing Manager	-----	Maggie Walters
Promotions Manager	-----	Amanda Susko
Athletic Trainer	-----	Mark Doren, ATC, CSCS
Equipment Manager	-----	Rodney Blachford
Strength and Conditioning Coach	-----	Mark Powell
Assistant Equipment Manager	-----	Red Coughlin
Home arena	-----	War Memorial at Oncenter (6,230)



## 2009-10 CRUNCH SCHEDULE

## OCTOBER

3	Sat.	at WB/Scranton
9	Fri.	at Binghamton
10	Sat.	ADIRONDACK
12	Mon.	at Rochester
16	Fri.	NORFOLK
17	Sat.	at WB/Scranton
23	Fri.	BINGHAMTON
24	Sat.	ROCHESTER
25	Sun.	at Rochester
30	Fri.	at Norfolk

## NOVEMBER

1	Sun.	at Adirondack
6	Fri.	at Rochester
7	Sat.	NORFOLK
11	Wed.	ALBANY
13	Fri.	PROVIDENCE
14	Sat.	at Hamilton
18	Wed.	at Albany
20	Fri.	at Rochester
21	Sat.	HARTFORD
25	Wed.	at Albany
27	Fri.	HOUSTON

28	Sat.	at WB/Scranton
29	Sun.	ROCHESTER

## DECEMBER

4	Fri.	at Binghamton
5	Sat.	BINGHAMTON
9	Wed.	WB/SCRANTON
11	Fri.	ADIRONDACK
12	Sat.	at Binghamton
18	Fri.	WB/SCRANTON
19	Sat.	ALBANY
26	Sat.	at Hershey
28	Mon.	at Houston
29	Tue.	at Texas
30	Wed.	at San Antonio

## JANUARY

2	Sat.	ALBANY
3	Sun.	at Hartford
8	Fri.	at Norfolk
9	Sat.	at Norfolk
13	Wed.	at Lowell
15	Fri.	at Springfield
16	Sat.	ROCHESTER

17	Sun.	at Hershey
22	Fri.	WB/SCRANTON
23	Sat.	WORCESTER
24	Sun.	at Toronto
27	Wed.	at Rochester
29	Fri.	SAN ANTONIO
30	Sat.	BINGHAMTON

## FEBRUARY

3	Wed.	at Albany
5	Fri.	at WB/Scranton
6	Sat.	ADIRONDACK
12	Fri.	at Portland
13	Sat.	at Manchester
14	Sun.	at Providence
17	Wed.	TEXAS
19	Fri.	LAKE ERIE
20	Sat.	BINGHAMTON
24	Wed.	at Adirondack
26	Fri.	at Lake Erie
27	Sat.	SPRINGFIELD
28	Sun.	NORFOLK

## MARCH

5	Fri.	WB/SCRANTON
6	Sat.	PORTLAND
7	Sun.	at Binghamton
12	Fri.	LOWELL
13	Sat.	ROCHESTER
14	Sun.	at Albany
17	Wed.	MANCHESTER
19	Fri.	BRIDGEPORT
20	Sat.	HERSHEY
23	Tue.	at Worcester
24	Wed.	at Bridgeport
26	Fri.	TORONTO
27	Sat.	ALBANY
31	Wed.	HERSHEY

## APRIL

2	Fri.	at Adirondack
3	Sat.	at Hershey
6	Tue.	HERSHEY
9	Fri.	HAMILTON
10	Sat.	ROCHESTER

## 2008-09 AHL STANDINGS

## WESTERN CONFERENCE

NORTH		GP	W	L	OTL	SOL	GF	GA	PTS
Manitoba (VAN)	80	50	23	1	6	239	188	107	
Hamilton (MTL)	80	49	27	4	0	263	201	102	
Grand Rapids (DET)	80	43	25	6	6	255	226	98	
Toronto (TOR)	80	39	29	5	7	240	229	90	
<b>Syracuse (CBJ)</b>	<b>80</b>	<b>40</b>	<b>32</b>	<b>5</b>	<b>3</b>	<b>214</b>	<b>226</b>	<b>88</b>	
Lake Erie (COL)	80	34	38	3	5	199	218	76	
Rochester (FLA)	80	29	43	0	8	184	259	66	

WEST		GP	W	L	OTL	SOL	GF	GA	PTS
Milwaukee (NSH)	80	49	22	3	6	229	195	107	
Peoria (STL)	80	43	31	2	4	215	211	92	
Houston (MIN)	80	38	31	2	9	218	230	87	
Rockford (CHI)	80	40	34	0	6	229	220	86	
Quad City (CGY)	80	36	31	6	7	212	216	85	
Chicago (ATL)	80	38	37	3	2	226	222	81	
Iowa (ANA)	80	33	33	4	10	209	260	80	
San Antonio (PHX)	80	36	38	2	4	205	243	78	

## EASTERN CONFERENCE

ATLANTIC		GP	W	L	OTL	SOL	GF	GA	PTS
Hartford (NYR)	80	46	27	3	4	243	216	99	
Providence (BOS)	80	43	29	2	6	238	232	94	
Portland (BUF)	80	39	31	3	7	249	239	88	
Worcester (SJ)	80	42	35	1	2	223	223	87	
Manchester (LA)	80	37	35	0	8	211	218	82	
Lowell (NJ)	80	35	36	2	7	213	243	79	
Springfield (EDM)	80	24	44	8	4	188	258	60	

EAST		GP	W	L	OTL	SOL	GF	GA	PTS
Hershey (WSH)	80	49	23	2	6	296	240	106	
Bridgeport (NYI)	80	49	23	3	5	241	212	106	
Wilkes-Barre (PIT)	80	49	25	3	3	274	212	104	
Philadelphia (PHI)	80	43	30	2	5	234	232	93	
Binghamton (OTT)	80	41	30	5	4	232	238	91	
Norfolk (TB)	80	33	38	4	5	236	269	75	
Albany (CAR)	80	33	40	3	4	219	258	73	

## 2008-09 CRUNCH STATISTICS

PLAYER		GP	G	A	PTS	+/-	PIM	PP	SH	GW	SHOTS	%
Mike York	LW	75	11	47	58	7	30	5	0	3	166	.066
Derek MacKenzie	C	64	22	30	52	0	50	9	1	4	189	.116
Craig MacDonald	C	70	15	25	40	-18	71	6	1	2	178	.084
Alexandre Picard	LW	49	22	10	32	-1	107	7	0	3	145	.152
Nikita Filatov	C	39	16	16	32	0	24	4	0	3	96	.167
Maksim Mayorov	RW	71	17	14	31	-15	30	4	0	3	153	.111
Michael Blunden	RW	39	9	12	21	-5	68	4	0	0	96	.094
TOT		76	12	19	31	-6	110	6	0	0	185	.065
Aaron Rome	D	48	7	21	28	7	153	2	0	0	134	.052
Trevor Frischmon	C	80	5	20	25	-1	57	0	0	3	106	.047
Steve Kelly	LW	45	10	12	22	-1	74	3	0	0	63	.159
Nick Holden	D	61	4	18	22	-11	46	2	0	2	103	.039
Dan Spang	D	24	3	10	13	-4	6	1	0	1	61	.049
TOT		54	4	17	21	-18	16	1	0	1	109	.037
Clay Wilson	D	33	8	12	20	-2	6	5	0	1	93	.086
Tom Sestito	LW	52	8	12	20	-4	168	4	0	2	66	.121
Grant Clitsome	D	73	4	15	19	-4	74	0	1	1	117	.034
Andrey Plekhanov	D	54	2	17	19	-4	50	1	0	0	78	.026
John Vigilante	LW	52	7	8	15	-7	14	1	1	0	81	.086
Adam Pineault	RW	29	5	7	12	-5	36	3	0	1	88	.057
Kevin Harvey	LW	54	6	5	11	1	214	0	0	0	26	.231
Jonathan Sigalet	D	19	5	6	11	13	16	0	1	2	43	.116
Kris Russell	D	14	3	5	8	-3	0	2	0	0	35	.086
Dan Smith	D	79	3	4	7	3	91	0	0	0	59	.051
Brian McGuirk	LW	60	2	4	6	7	39	0	0	0	40	.05
Derek Dorsett	RW	7	1	5	6	2	35	1	0	1	14	.071
Ryan Garlock	C	35	4	1	5	-4	19	0	1	1	31	.129
Jon Landry	D	21	1	3	4	-4	18	0	0	0	19	.053
Petr Pohl	RW	6	1	2	3	2	0	0	0	0	13	.077
Kirill Starkov	LW	9	1	2	3	1	4	0	0	0	4	.25
Kyle Wharton	D	18	1	2	3	-7	14	0	0	0	15	.067
Kevin Lalande	G	15	0	1	1	0	2	0	0	0	0	0
TOT		21	0	2	2	0	2	0	0	0	0	0
Craig Valette	C	6	0	0	0	0	2	0	0	0	4	0
TOT		21	0	2	2	-1	17	0	0	0	17	0
Johann Kroll	D	26	0	2	2	1	14	0	0	0	17	0
TOT		28	0	2	2	4	16	0	0	0	19	0
Dan LaCosta	G	45	0	2	2	0	0	0	0	0	0	0
Tim Miller	RW	1	1	0	1	1	0	0	0	0	3	.333
Mike Sgroi	F	3	1	0	1	1	14	0	0	0	2	.5
Matt Kennedy	RW	4	1	0	1	0	2	0	0	0	2	.5
Stefan Legein	RW	26	1	0	1	-1	4	0	0	0	24	.042
Nick St. Pierre	D	10	0	1	1	0	8	0	0	0	14	0
Tim Filangieri	D	1	0	0	0	-1	0	0	0	0	0	0
Matt Greer	LW	1	0	0	0	0	0	0	0	0	2	0
John Murray	G	1	0	0	0	0	2	0	0	0	0	0
Mark Bomersback	LW	2	0	0	0	-1	0	0	0	0	3	0
Trevor Hendriks	D	2	0	0	0	-2	7	0	0	0	2	0
Rob LaLonde	D	2	0	0	0	0	4	0	0	0	0	0
Steve Mason	G	3	0	0	0	0	0	0	0	0	0	0
Ryan Munce	G	3	0	0	0	0	0	0	0	0	0	0
Blair Yaworski	LW	18	0	0	0	2	8	0	0	0	11	0
Sebastian Dahm	G	24	0	0	0	0	2	0	0	0	0	0
Jon Mirasty	LW	58	0	0	0	0	227	0	0	0	10	0
Bench		80	7	0	0	0	0	0	20	0	0	0
<b>TOTALS</b>		<b>80</b>	<b>214</b>	<b>351</b>	<b>558</b>		<b>1830</b>	<b>64</b>	<b>6</b>	<b>33</b>	<b>2413</b>	<b>.086</b>

GOALTENDERS		GP	MINS	W	L	OTL	SOL	GA	GAA	SVS	SV%
Steve Mason		3	184	2	1	0	0	5	1.63	74	.937
Kevin Lalande		15	848	9	5	1	0	32	2.26	407	.927
TOT		21	1188	13	6	2	1	43	2.17	552	.928
Sebastian Dahm		24	1150	10	11	0	0	51	2.66	544	.914
Dan LaCosta		45	2469	19	18	2	2	115	2.79	1202	.913
Ryan Munce		3	141	0	2	0	0	7	2.99	72	.911
John Murray		1	37	0	0	0	0	2	3.27	11	.846
<b>TOTALS</b>		<b>80</b>	<b>4829</b>	<b>40</b>	<b>37</b>	<b>3</b>	<b>2</b>	<b>212</b>	<b>2.63</b>	<b>2310</b>	<b>.916</b>

**BLUE JACKETS ECHL AFFILIATE**

## WINNETT GLADIATORS

P.O. Box 957238  
Duluth, GA 30095  
Phone: (770) 497-5100  
www.GwinnettGladiators.com



**JEFF PYLE**  
HEAD COACH

### WINNETT GLADIATORS DIRECTORY

Owners	-Toby Jeffreys, Steve Chapman, Bill Davidson, Jay Gilbertson, Dan Hauck, Jim Pinard, Tom Sapitowicz, Gary Adams, Gary Hays
Governor	-Toby Jeffreys
President & General Manager/Alternate Governor	-Steve Chapman
CFO	-Bill Davidson
Head Coach/Director of Hockey Operations	-Jeff Pyle
Vice President of Sales	-Joe Gelderman
Vice President of New Media Sales & Communications	-Dustin Bixby
Director of Marketing	-Chris Peace
Director of Merchandise	-Christina Johnson
Director of Community Relations	-Jim Hall
Director of Corporate Sales	-Mike Miller
Account Executives	-Tara Sipma, Jacob Russell, Keith Davis
Account Executive/Broadcaster	-Bob Mills
Group Sales Executive	-Bob McCaffrey
Business Manager/Office Coordinator	-Ashleigh Morgan-Sexton
Athletic Trainer	-Danielle Ellis, ATC/L
Equipment Manager	-Patrick Houlihan
Director of Transportation	-Joshua Simmons
Home arena	-Gwinnett Center (11,500)

## 2009-10 GLADIATORS SCHEDULE

### OCTOBER

17 Sat. WHEELING  
18 Sun. WHEELING  
20 Tue. at S. Carolina  
23 Fri. at S. Carolina  
24 Sat. at S. Carolina  
30 Fri. CHARLOTTE

### NOVEMBER

1 Sun. at Charlotte  
6 Fri. KALAMAZOO  
7 Sat. FLORIDA  
13 Fri. S. CAROLINA  
14 Sat. at S. Carolina  
15 Sun. ELMIRA  
21 Sat. at S. Carolina  
22 Sun. at S. Carolina  
24 Tue. S. CAROLINA  
26 Thu. CHARLOTTE  
28 Sat. CHARLOTTE  
29 Sun. at Charlotte

### DECEMBER

4 Fri. ELMIRA  
6 Sun. CHARLOTTE  
9 Wed. TRENTON  
11 Fri. at Wheeling  
12 Sat. at Johnstown  
13 Sun. at Wheeling  
18 Fri. at Kalamazoo  
19 Sat. at Kalamazoo  
26 Sat. S. CAROLINA  
27 Sun. FLORIDA  
29 Tue. FLORIDA

### JANUARY

1 Fri. at Charlotte  
2 Sat. FLORIDA  
8 Fri. S. CAROLINA  
9 Sat. S. CAROLINA  
10 Sun. at S. Carolina  
13 Wed. at Charlotte  
15 Fri. at Charlotte

16 Sat. S. CAROLINA  
18 Mon. CHARLOTTE  
22 Fri. at Florida  
23 Sat. at Florida  
27 Wed. at Reading  
29 Fri. at Elmira  
30 Sat. at Elmira  
31 Sun. at Reading

### FEBRUARY

5 Fri. TOLEDO  
6 Sat. TOLEDO  
9 Tue. at Florida  
10 Wed. at Florida  
12 Fri. CHARLOTTE  
13 Sat. CHARLOTTE  
14 Sun. FLORIDA  
19 Fri. at S. Carolina  
20 Sat. at Charlotte  
21 Sun. CHARLOTTE  
24 Wed. at Kalamazoo

28 Fri. at Kalamazoo  
27 Sat. at Toledo

### MARCH

4 Thu. at Florida  
5 Fri. at Florida  
6 Sat. at Florida  
8 Mon. CINCINNATI  
11 Thu. at Charlotte  
12 Fri. at Charlotte  
13 Sat. at Charlotte  
19 Fri. TRENTON  
20 Sat. TRENTON  
24 Wed. READING  
27 Sat. FLORIDA  
28 Sun. FLORIDA  
31 Wed. CHARLOTTE

### APRIL

2 Fri. S. CAROLINA  
3 Sat. S. CAROLINA



## Pizzuti-ism #24

---

Expect to win, and  
more often than not,  
you will.

---

Mindset is everything. We combine foresight and determination across every type of real estate — and at every step of the process.

(It's how we set trends, instead of following them.)

**PIZZUTI**

Development / Management / Solutions / Construction / Leasing

614.280.4000 / [pizzuti.com](http://pizzuti.com)





C O L U M B U S   B L U E   J A C K E T S

# SEASON IN REVIEW

## WESTERN CONFERENCE

CENTRAL	RK	GP	W	L	OT	GF	GA	PTS
DETROIT	2	82	51	21	10	295	244	112
CHICAGO	4	82	46	24	12	264	216	104
ST. LOUIS	6	82	41	31	10	233	233	92
<b>COLUMBUS</b>	<b>7</b>	<b>82</b>	<b>41</b>	<b>31</b>	<b>10</b>	<b>226</b>	<b>230</b>	<b>92</b>
NASHVILLE	10	82	40	34	8	213	233	88

NORTHWEST	RK	GP	W	L	OT	GF	GA	PTS
VANCOUVER	3	82	45	27	10	246	220	100
CALGARY	5	82	46	30	6	254	248	98
MINNESOTA	9	82	40	33	9	219	200	89
EDMONTON	11	82	38	35	9	234	248	85
COLORADO	15	82	32	45	5	199	257	69

PACIFIC	RK	GP	W	L	OT	GF	GA	PTS
SAN JOSE	1	82	53	18	11	257	204	117
ANAHEIM	8	82	42	33	7	245	238	91
DALLAS	12	82	36	35	11	230	257	83
PHOENIX	13	82	36	39	7	208	252	79
LOS ANGELES	14	82	34	37	11	207	234	79

## EASTERN CONFERENCE

ATLANTIC	RK	GP	W	L	OT	GF	GA	PTS
NEW JERSEY	3	82	51	27	4	244	209	106
PITTSBURGH	4	82	45	28	9	264	239	99
PHILADELPHIA	5	82	44	27	11	264	238	99
NY RANGERS	7	82	43	30	9	210	218	95
NY ISLANDERS	15	82	26	47	9	201	279	61

NORTHEAST	RK	GP	W	L	OT	GF	GA	PTS
BOSTON	1	82	53	19	10	274	196	116
MONTREAL	8	82	41	30	11	249	247	93
BUFFALO	10	82	41	32	9	250	234	91
OTTAWA	11	82	36	35	11	217	237	83
TORONTO	12	82	34	35	13	250	293	81

SOUTHEAST	RK	GP	W	L	OT	GF	GA	PTS
WASHINGTON	2	82	50	24	8	272	245	108
CAROLINA	6	82	45	30	7	239	226	97
FLORIDA	9	82	41	30	11	234	231	93
ATLANTA	13	82	35	41	6	257	280	76
TAMPA BAY	14	82	24	40	18	210	279	66

## 2008-09 NHL LEADERS

## INDIVIDUAL SCORING LEADERS

PLAYER	TEAM	GP	G	A	PTS	+/-	PIM	PP	SH	GW	S	S%
EVGENI MALKIN	PIT	82	35	78	113	17	80	14	2	4	290	12.1
ALEX OVECHKIN	WSH	79	56	54	110	8	72	19	1	10	528	10.6
SIDNEY CROSBY	PIT	77	33	70	103	3	76	7	0	3	238	13.9
PAVEL DATSYUK	DET	81	32	65	97	34	22	11	1	3	248	12.9
ZACH PARISE	NJ	82	45	49	94	30	24	14	0	8	364	12.4
ILYA KOVALCHUK	ATL	79	43	48	91	-12	50	12	0	6	275	15.6
RYAN GETZLAF	ANA	8	25	66	91	5	121	9	0	2	227	11.0
JAROME IGINLA	CGY	82	35	54	89	-2	37	10	0	4	289	12.1
MARC SAVARD	BOS	82	25	63	88	25	70	9	0	5	213	11.7
NICKLAS BACKSTROM	WSH	82	22	66	88	16	46	14	0	1	174	12.6
JOE THORNTON	SJ	82	25	61	86	16	56	11	0	3	139	18.0
JEFF CARTER	PHI	82	46	38	84	23	68	13	4	12	342	13.5
MIKE CAMMALLERI	CGY	81	39	43	82	-2	44	19	0	6	255	15.3
DANIEL SEDIN	VAN	82	31	51	82	24	36	9	0	7	285	10.9
HENRIK SEDIN	VAN	82	22	60	82	22	48	4	0	8	143	15.4
MIKE RICHARDS	PHI	79	30	50	80	22	63	8	7	4	238	12.6
MARTIN ST. LOUIS	TB	82	30	50	80	4	14	7	2	3	262	11.5
<b>RICK NASH</b>	<b>CBJ</b>	<b>78</b>	<b>40</b>	<b>39</b>	<b>79</b>	<b>11</b>	<b>52</b>	<b>6</b>	<b>5</b>	<b>5</b>	<b>263</b>	<b>15.2</b>
ALEXANDER SEMIN	WSH	62	34	45	79	25	77	8	0	8	223	15.2
PATRIK ELIAS	NJ	77	31	47	78	18	32	12	2	6	247	12.6
MIKE RIBEIRO	DAL	82	22	56	78	-4	52	7	0	1	163	13.5
MARTIN HAVLAT	CHI	81	29	48	77	29	30	5	0	5	249	11.6
RAY WHITNEY	CAR	82	24	53	77	2	32	7	0	2	219	11.0
VYACHESLAV KOZLOV	ATL	82	26	50	76	-14	44	12	0	3	165	15.8
ERIC STAAL	CAR	82	40	35	75	15	50	14	1	8	372	10.8

## DEFENSEMEN SCORING LEADERS

PLAYER	TEAM	GP	G	A	PTS	+/-	PIM	PP	SH	GW	S	S%
MIKE GREEN	WSH	68	31	42	73	24	68	18	1	4	243	12.8
ANDREI MARKOV	MTL	78	12	52	64	-2	36	7	0	3	165	7.3
NICKLAS LIDSTROM	DET	78	16	43	59	31	30	10	0	4	180	8.9
SCOTT NIEDERMAYER	ANA	82	14	45	59	-8	70	9	0	2	178	7.9
BRIAN RAFALSKI	DET	78	10	49	59	17	20	5	0	1	141	7.1
DAN BOYLE	SJ	77	16	41	57	6	52	8	0	4	213	7.5
MARK STREIT	NYI	74	16	40	56	6	62	10	1	1	150	10.7
SHELDON SOURAY	EDM	81	23	30	53	1	98	12	1	5	268	8.6
SHEA WEBER	NSH	81	23	30	53	1	80	10	1	4	251	9.2
BRIAN CAMPBELL	CHI	82	7	45	52	5	22	4	0	1	108	6.5

## GOALS

PLAYER	TEAM	GP	G
A. OVECHKIN	WSH	79	56
J. CARTER	PHI	82	46
Z. PARISE	NJ	82	45
I. KOVALCHUK	ATL	79	43
<b>R. NASH</b>	<b>CBJ</b>	<b>78</b>	<b>40</b>
E. STAAL	CAR	82	40
M. HOSSA	DET	74	40
T. VANEK	BUF	73	40
M. CAMMALLERI	CGY	81	39
D. HEATLEY	OTT	82	39
P. MARLEAU	SJ	76	38
L. ERIKSSON	DAL	82	36
P. KESSEL	BOS	70	36
E. MALKIN	PIT	82	35
J. IGINLA	CGY	82	35

## ASSISTS

PLAYER	TEAM	GP	A
E. MALKIN	PIT	82	78
S. CROSBY	PIT	77	70
R. GETZLAF	ANA	81	66
N. BACKSTROM	WSH	82	66
P. DATSYUK	DET	81	65
M. SAVARD	BOS	82	63
J. THORNTON	SJ	82	61
H. SEDIN	VAN	82	60
M. RIBEIRO	DAL	82	56
A. OVECHKIN	WSH	79	54
J. IGINLA	CGY	82	54
R. WHITNEY	CAR	82	53
A. MARKOV	MTL	78	52

## +/- RATING

PLAYER	TEAM	GP	+/-
D. KREJCI	BOS	82	37
B. WHEELER	BOS	81	36
P. DATSYUK	DET	81	34
D. KEITH	CHI	77	33
T. ZAJAC	NJ	82	33
D. WIDEMAN	BOS	79	32
N. LIDSTROM	DET	78	31
Z. PARISE	NJ	82	30
M. HAVLAT	CHI	81	29
W. MITCHELL	VAN	82	29
M. RYDER	BOS	74	28
M. HOSSA	DET	74	27
A. LADD	CHI	82	26

## PP GOALS

PLAYER	TEAM	GP	PP
T. VANEK	BUF	73	20
A. OVECHKIN	WSH	79	19
M. CAMMALLERI	CGY	81	19
M. GREEN	WSH	68	18
T. SELANNE	ANA	65	16
B. BOYES	STL	82	16
D. HEATLEY	OTT	82	15
E. MALKIN	PIT	82	14
K. TKACHUK	STL	79	14
E. STAAL	CAR	82	14
Z. PARISE	NJ	82	14
N. BACKSTROM	WSH	82	14

## SH GOALS

PLAYER	TEAM	GP	SH
M. RICHARDS	PHI	79	7
P. MARLEAU	SJ	76	5
<b>R. NASH</b>	<b>CBJ</b>	<b>78</b>	<b>5</b>
J. CARTER	PHI	82	4
K. VERSTEEG	CHI	78	4
R. DVORAK	FLA	81	4
S. BERGENHEIM	NYI	59	4
A. BURROWS	VAN	82	4
S. GAGNE	PHI	79	4
M. KOIVU	MIN	79	4

## GW GOALS

PLAYER	TEAM	GP	GW
J. CARTER	PHI	82	12
B. BOYES	STL	82	11
P. MARLEAU	SJ	76	10
A. OVECHKIN	WSH	79	10
P. SYKORA	PIT	76	10
D. ROY	BUF	82	9
Z. PARISE	NJ	82	8
C. PERRY	ANA	78	8
A. SEMIN	WSH	62	8
M. HOSSA	DET	74	8
E. STAAL	CAR	82	8
J. FRANZEN	DET	71	8

## SHOTS ON GOAL

PLAYER	TEAM	GP	S
A. OVECHKIN	WSH	79	528
E. STAAL	CAR	82	372
Z. PARISE	NJ	82	364
J. CARTER	PHI	82	342
H. ZETTERBERG	DET	77	309
M. HOSSA	DET	74	307
J. BLAKE	TOR	78	302
D. BROWN	LA	80	292
V. LECAVALIER	TB	77	291
E. MALKIN	PIT	82	290
J. IGINLA	CGY	82	289
D. SEDIN	VAN	82	285

## SHOOTING PCT.

PLAYER	TEAM	S	S%
R. MALONE	TB	124	21.0
L. ERIKSSON	DAL	178	20.2
K. WELLWOOD	VAN	94	19.1
T. VANEK	BUF	211	19.0
A. BRUNETTE	MIN	118	18.6
A. FROLOV	LA	176	18.2
J. THORNTON	SJ	139	18.0
B. LITTLE	ATL	172	18.0
R. LANG	MTL	101	17.8
B. RYAN	ANA	174	17.8
M. RECCHI	BOS-TB	129	17.8
M. LUCIC	BOS	97	17.5

## PENALTY MINS.

PLAYER	TEAM	GP	PIM
D. CARCILLO	PHI-PHX	74	254
S. O'BRIEN	TB-VAN	77	196
C. ORR	NYR	82	193
Z. STORTINI	EDM	52	181
<b>J. BOLL</b>	<b>CBJ</b>	<b>75</b>	<b>180</b>
E. BOULTON	ATL	76	176
R. COTE	PHI	63	174
E. GODARD	PIT	71	171
D. BACKES	STL	82	165
D. CLARKSON	NJ	82	164
I. LAPERRIERE	COL	74	163
C. MCLEOD	COL	79	162

## ROOKIE GOALS

PLAYER	TEAM	GP	G
B. RYAN	ANA	64	31
J. NEAL	DAL	77	24
S. STAMKOS	TB	79	23
K. VERSTEEG	CHI	78	22
P. BERGLUND	STL	76	21
M. FROLIK	FLA	79	21
B. WHEELER	BOS	81	21
M. GRABOVSKI	TOR	78	20
K. OKPOSO	NYI	65	18

## ROOKIE ASSISTS

PLAYER	TEAM	GP	A
K. VERSTEEG	CHI	78	31
<b>J. VORACEK</b>	<b>CBJ</b>	<b>80</b>	<b>29</b>
M. GRABOVSKI	TOR	78	28
B. RYAN	ANA	64	26
P. BERGLUND	STL	76	26
T. OSHIE	STL	57	25
B. WHEELER	BOS	81	24
M. FROLIK	FLA	79	24
A. EBBETT	ANA	48	24

## ROOKIE POINTS

PLAYER	TEAM	GP	PTS
B. RYAN	ANA	64	57
K. VERSTEEG	CHI	78	53
M. GRABOVSKI	TOR	78	48
P. BERGLUND	STL	76	47
S. STAMKOS	TB	79	46
M. FROLIK	FLA	79	45
B. WHEELER	BOS	81	45
K. OKPOSO	NYI	65	39
T. OSHIE	STL	57	39



# NHL GOALTENDING LEADERS

## GOALS-AGAINST AVERAGE

PLAYER	TEAM	GP	W	L	OT	SA	GA	GAA	SV	SV%	SO	TOI
TIM THOMAS	BOS	54	36	11	7	1694	114	2.10	1580	.933	5	3,258:49
<b>STEVE MASON</b>	<b>CBJ</b>	<b>61</b>	<b>33</b>	<b>20</b>	<b>7</b>	<b>1658</b>	<b>140</b>	<b>2.29</b>	<b>1518</b>	<b>.916</b>	<b>10</b>	<b>3,663:37</b>
NIKLAS BACKSTROM	MIN	71	37	24	8	2059	159	2.33	1900	.923	8	4,088:03
NIKOLAI KHABIBULIN	CHI	42	25	8	7	1192	96	2.33	1096	.919	3	2,467:15
ROBERTO LUONGO	VAN	54	33	13	7	1542	124	2.34	1418	.920	9	3,181:05
PEKKA RINNE	NSH	52	29	15	4	1435	119	2.38	1316	.917	7	2,999:12
JONAS HILLER	ANA	46	23	15	1	1217	99	2.39	1118	.919	4	2,486:18
SCOTT CLEMMENSEN	NJ	40	25	13	1	1138	94	2.39	1044	.917	2	2,355:56
MARTIN BRODEUR	NJ	31	19	9	3	870	73	2.41	797	.916	5	1,813:35
CHRIS MASON	STL	57	27	21	7	1544	129	2.41	1415	.916	6	3,214:54
HENRIK LUNDOVIST	NYR	70	38	25	7	2007	168	2.43	1839	.916	3	4,152:46
CAM WARD	CAR	68	39	23	5	1901	160	2.44	1741	.916	6	3,928:03
EVGENI NABOKOV	SJ	62	41	12	8	1663	150	2.44	1513	.910	7	3,686:26
ALEX AUJD	OTT	43	16	18	7	1141	101	2.47	1040	.911	1	2,449:26
JONATHAN QUICK	LA	44	21	18	2	1200	103	2.48	1097	.914	4	2,494:54
TOMAS VOKOUN	FLA	59	26	23	6	1855	138	2.49	1717	.926	6	3,324:03
TY CONKLIN	DET	40	25	11	2	1033	94	2.51	939	.909	6	2,246:02
RYAN MILLER	BUF	59	34	18	6	1773	145	2.53	1628	.918	5	3,443:25
CRISTOBAL HUET	CHI	41	20	15	4	1087	99	2.53	988	.909	3	2,350:58
MANNY FERNANDEZ	BOS	28	16	8	3	791	71	2.59	720	.910	1	1,644:04

## MINUTES PLAYED

PLAYER	TEAM	GP	TOI
MIKKA KIPRUSOFF	CGY	76	4,417:59
MARTY TURCO	DAL	74	4,327:15
HENRIK LUNDOVIST	NYR	70	4,152:46
NIKLAS BACKSTROM	MIN	71	4,088:03
CAM WARD	CAR	68	3,928:03
ILYA BRYZGALOV	PHX	65	3,759:48
EVGENI NABOKOV	SJ	62	3,686:26
<b>STEVE MASON</b>	<b>CBJ</b>	<b>61</b>	<b>3,663:37</b>
MARC-ANDRE FLEURY	PIT	62	3,640:59
DWAYNE ROLOSON	EDM	63	3,596:51
RYAN MILLER	BUF	59	3,443:25
TOMAS VOKOUN	FLA	59	3,324:03
JOSE THEODORE	WSH	57	3,286:36
TIM THOMAS	BOS	54	3,258:49
PETER BUDAJ	COL	56	3,231:52

## SAVE PERCENTAGE

PLAYER	TEAM	GP	SA	GA	SV%
TIM THOMAS	BOS	54	1694	114	.933
TOMAS VOKOUN	FLA	59	1855	138	.926
CRAIG ANDERSON	FLA	31	977	74	.924
NIKLAS BACKSTROM	MIN	71	2059	159	.923
ROBERTO LUONGO	VAN	54	1542	124	.92
NIKOLAI KHABIBULIN	CHI	42	1192	96	.919
JONAS HILLER	ANA	46	1217	99	.919
RYAN MILLER	BUF	59	1773	145	.918
SCOTT CLEMMENSEN	NJ	40	1138	94	.917
PEKKA RINNE	NSH	52	1435	119	.917
<b>STEVE MASON</b>	<b>CBJ</b>	<b>61</b>	<b>1658</b>	<b>140</b>	<b>.916</b>
CHRIS MASON	STL	57	1544	129	.916
HENRIK LUNDOVIST	NYR	70	2007	168	.916
MARTIN BRODEUR	NJ	31	870	73	.916
CAM WARD	CAR	68	1901	160	.916
MIKE SMITH	TB	41	1282	108	.916

## SHUTOUTS

PLAYER	TEAM	GP	SO
<b>STEVE MASON</b>	<b>CBJ</b>	<b>61</b>	<b>10</b>
ROBERTO LUONGO	VAN	54	9
NIKLAS BACKSTROM	MIN	71	8
EVGENI NABOKOV	SJ	62	7
PEKKA RINNE	NSH	52	7
CAM WARD	CAR	68	6
CHRIS MASON	STL	57	6
TOMAS VOKOUN	FLA	59	6
TY CONKLIN	DET	40	6
TIM THOMAS	BOS	54	5
RYAN MILLER	BUF	59	5
MARTIN BRODEUR	NJ	31	5

## WINS

PLAYER	TEAM	GP	W	L	OT
MIKKA KIPRUSOFF	CGY	76	45	24	5
EVGENI NABOKOV	SJ	62	41	12	8
CAM WARD	CAR	68	39	23	5
HENRIK LUNDOVIST	NYR	70	38	25	7
NIKLAS BACKSTROM	MIN	71	37	24	8
TIM THOMAS	BOS	54	36	11	7
MARC-ANDRE FLEURY	PIT	62	35	18	7
RYAN MILLER	BUF	59	34	18	6
<b>STEVE MASON</b>	<b>CBJ</b>	<b>61</b>	<b>33</b>	<b>20</b>	<b>7</b>
ROBERTO LUONGO	VAN	54	33	13	7
MARTY TURCO	DAL	74	33	31	10
JOSE THEODORE	WSH	57	32	17	5
PEKKA RINNE	NSH	52	29	15	4
MARTIN BIRON	PHI	55	29	19	5
DWAYNE ROLOSON	EDM	63	28	24	9



## GOALS FOR

RK	TEAM	GP	TOTAL	GF/G
1	DET	82	289	3.52
2	BOS	82	270	3.29
3	WSH	82	268	3.27
4	CHI	82	260	3.17
5	PHI	82	260	3.17
6	PIT	82	258	3.15
7	SJ	82	251	3.06
8	CGY	82	251	3.06
9	ATL	82	250	3.05
10	TOR	82	244	2.98
11	VAN	82	243	2.96
12	BUF	82	242	2.95
13	MTL	82	242	2.95
14	ANA	82	238	2.90
15	NJ	82	238	2.90
16	CAR	82	236	2.88
17	FLA	82	231	2.82
18	EDM	82	228	2.78
19	STL	82	227	2.77
20	DAL	82	224	2.73
21	CBJ	82	220	2.68
22	MIN	82	214	2.61
23	OTT	82	213	2.60
24	NSH	82	207	2.52
25	TB	82	207	2.52
26	PHX	82	205	2.50
27	LA	82	202	2.46
28	NYR	82	200	2.44
29	NYI	82	198	2.42
30	COL	82	190	2.32

## GOALS AGAINST

RK	TEAM	GP	TOTAL	GA/G
1	BOS	82	190	2.32
2	MIN	82	197	2.40
3	SJ	82	199	2.43
4	NJ	82	207	2.52
5	CHI	82	209	2.55
6	NYR	82	212	2.58
7	VAN	82	213	2.60
8	CAR	82	221	2.70
9	CBJ	82	223	2.72
10	FLA	82	223	2.72
11	LA	82	226	2.76
12	STL	82	227	2.77
13	NSH	82	228	2.78
14	BUF	82	229	2.79
15	OTT	82	231	2.82
16	PHI	82	232	2.83
17	PIT	82	233	2.84
18	ANA	82	235	2.87
19	WSH	82	240	2.93
20	DET	82	240	2.93
21	MTL	82	240	2.93
22	EDM	82	244	2.98
23	CGY	82	246	3.00
24	PHX	82	249	3.04
25	DAL	82	251	3.06
26	COL	82	253	3.08
27	TB	82	269	3.28
28	NYI	82	274	3.34
29	ATL	82	279	3.40
30	TOR	82	286	3.49

## PENALTY MINUTES

RK	TEAM	GP	PIM	PIM/G
1	CAR	82	802	9.8
2	DET	82	824	10.0
3	MIN	82	889	10.8
4	FLA	82	900	11.0
5	NSH	82	994	12.1
6	BOS	82	1028	12.5
7	WSH	82	1041	12.7
8	SJ	82	1053	12.8
9	NJ	82	1058	12.9
10	COL	82	1062	13.0
11	PHX	82	1092	13.3
12	OTT	82	1098	13.4
13	PIT	82	1114	13.6
14	BUF	82	1121	13.7
15	TOR	82	1125	13.7
16	DAL	82	1144	14.0
17	CHI	82	1157	14.1
18	NYR	82	1199	14.6
19	LA	82	1207	14.7
20	NYI	82	1216	14.8
21	CBJ	82	1227	15.0
22	MTL	82	1229	15.0
23	EDM	82	1247	15.2
24	STL	82	1248	15.2
25	ATL	82	1256	15.3
26	CGY	82	1299	15.8
27	TB	82	1306	15.9
28	VAN	82	1351	16.5
29	ANA	82	1426	17.4
30	PHI	82	1434	17.5

\* Goals for and against totals do not include shootout goals

## POWER PLAY

RK	TEAM	ADV	PPG	PCT
1	DET	353	90	25.5
2	WSH	337	85	25.2
3	SJ	360	87	24.2
4	BOS	313	74	23.6
5	ANA	309	73	23.6
6	PHI	316	71	22.5
7	BUF	358	75	21.0
8	STL	351	72	20.5
9	MIN	328	66	20.1
10	OTT	339	66	19.5
11	ATL	357	69	19.3
12	CHI	363	70	19.3
13	MTL	374	72	19.2
14	LA	360	69	19.2
15	NJ	307	58	18.9
16	TOR	330	62	18.8
17	VAN	357	67	18.8
18	CAR	374	70	18.7
19	TB	343	61	17.8
20	PIT	360	62	17.2
21	CGY	358	61	17.0
22	EDM	354	60	17.0
23	NYI	320	54	16.9
24	FLA	308	51	16.6
25	COL	318	50	15.7
26	NSH	318	50	15.7
27	DAL	351	54	15.4
28	PHX	344	50	14.5
29	NYR	346	48	13.9
30	CBJ	322	41	12.7

## PENALTY KILL

RK	TEAM	TSH	GA	PCT
1	NYR	329	40	87.8
2	MIN	291	36	87.6
3	STL	357	58	83.8
4	CGY	349	58	83.4
5	SJ	306	51	83.3
6	PHI	393	67	83.0
7	LA	362	62	82.9
8	PIT	347	60	82.7
9	FLA	311	54	82.6
10	NSH	338	59	82.5
11	MTL	370	65	82.4
12	BOS	306	54	82.4
13	CBJ	346	62	82.1
14	BUF	336	61	81.8
15	OTT	346	64	81.5
16	VAN	371	69	81.4
17	WSH	387	75	80.6
18	CHI	330	64	80.6
19	CAR	301	59	80.4
20	NYI	324	65	79.9
21	COL	318	64	79.9
22	NYI	361	73	79.8
23	ANA	385	78	79.7
24	DAL	327	70	78.6
25	DET	327	71	78.3
26	TB	405	89	78.0
27	EDM	338	76	77.5
28	PHX	293	68	76.8
29	ATL	366	88	76.0
30	TOR	308	78	74.7

## SH GF

RK	TEAM	SHG
1	PHI	16
2	ATL	13
3	NJ	12
4	NYI	12
5	SJ	12
6	STL	10
7	CHI	10
8	MTL	10
9	MIN	9
10	NYR	9
11	NSH	9
12	CBJ	8
13	OTT	8
14	BOS	8
15	CAR	8
16	WSH	7
17	BUF	7
18	VAN	7
19	PIT	7
20	FLA	7
21	TOR	6
22	CGY	6
23	ANA	6
24	DET	6
25	PHX	5
26	LA	4
27	TB	4
28	COL	4
29	EDM	3
30	DAL	2

## SH GA

RK	TEAM	GA
1	PHI	1
2	NJ	4
3	PHX	4
4	DAL	4
5	DET	4
6	OTT	5
7	BUF	5
8	VAN	5
9	NYI	5
10	CHI	6
11	MIN	6
12	BOS	7
13	TOR	7
14	LA	8
15	ANA	8
16	EDM	8
17	COL	8
18	STL	8
19	NSH	8
20	CAR	9
21	FLA	9
22	TB	9
23	ATL	10
24	WSH	11
25	MTL	11
26	SJ	11
27	CBJ	12
28	PIT	13
29	NYR	14
30	CGY	15

**BLUE JACKETS COMPLETE EIGHTH NHL SEASON; MAKE STANLEY CUP PLAYOFFS DEBUT:** The Columbus Blue Jackets completed their eighth season in the National Hockey League with a 41-31-10 record (92 pts.), finishing fourth in the Central Division, seventh in the Western Conference and 16th in the NHL... The Blue Jackets set franchise records for wins and points in a season, shattering the previous marks set in 2007-08 when the club went 34-36-12 (80 pts.)... After beginning the season 3-6-0 through Oct. 27, the Jackets went 38-25-10 and posted winning months in five consecutive months – Nov.: 6-4-3; Dec.: 7-6-1; Jan.: 7-5-1; Feb.: 7-4-1 and Mar.: 9-4-2... The club won a season-high four consecutive games three times – Dec. 27-Jan. 2, Feb. 7-14 and Mar. 7-13... The Jackets had a season-high seven-game regulation unbeaten streak from Feb. 7-19 (6-0-1)... Columbus lost a season-high three games in a row on three occasions – Oct. 24-27 (went 4-0-2 in next six games), Dec. 4-7 (7-3-1 in next 11 games) and Jan. 31-Feb. 6 (6-0-1 in next seven games).

**BLUE JACKETS AT HOME:** The Blue Jackets posted a 25-13-3 record (53 pts.) at Nationwide Arena, setting club records for wins and points in a season, surpassing the previous club mark of 20-14-7 set in 2002-03 and 2007-08... After opening the season with a 5-5-1 record at home, the Jackets went 20-8-2... Columbus won a season-high five-straight at home from Nov. 29-Dec. 17... Columbus lost a season-high three in a row in regulation from Nov. 12-26 and lost back-to-back games in regulation just two other times (Oct. 24-27 and Jan. 31-Feb. 3)... In eight seasons, Columbus is 156-129-43 in 328 home games.

**COLUMBUS ON THE ROAD:** The Blue Jackets posted a 16-18-7 record (39 pts.) on the road, setting club records for wins and points... The previous record for wins and points was set in 2006-07 (15-23-3, 33 pts.) with the points mark matched in 2007-08 (14-22-5, 33 pts.)... The Jackets had a road record of 4-10-3 after a 2-0 loss at Phoenix on Dec. 20... The club posted a 12-8-4 mark on the road the rest of the season, including a franchise record seven-game regulation unbeaten streak (4-0-3) from Mar. 7-Apr. 8... The Blue Jackets won three-straight games twice – Dec. 29-Jan. 2 and Mar. 7-21 – one shy of the franchise mark of four set in 2006-07... The club lost a season-high five road games in a row from Nov. 28-Dec. 14, which was part of an 0-6-1 stretch from Nov. 28-Dec. 20... In eight NHL seasons, Columbus is 91-196-41 in 328 road games.

**GOALS FOR/GOALS AGAINST: Overall** – The Blue Jackets scored 226 goals in 82 games, averaging 2.68 goals per game (21st in NHL)... The club scored four or more goals 24 times, including a season-high and club-record eight goals in an 8-2 win at Detroit on Mar. 7... The Jackets were shut out six times... The Blue Jackets allowed 230 goals in 82 games, averaging 2.72 goals-against per game (ninth-T in NHL)... The total goals allowed and goals-against average were the second-lowest in franchise history (218 goals against, 2.66 goals-against average in 2007-08)... **Home** – Columbus outscored opponents 111 (2.71) to 108 (2.63) in 41 home games... **Road** – Columbus was outscored 122 (2.98) to 115 (2.80) in 41 road games.

**ATTENDANCE REPORT:** Columbus averaged 15,545 fans per home game (637, 334 total) in 41 home games in 2008-09 with seven sellouts of 18,144 or more... The average attendance was 1,086 higher than the 2007-08 season (14,459 avg.) and the seven sellouts matched the total of the previous two seasons combined... Beginning Dec. 27, the club averaged 16,673 in its final 24 home games with seven sellouts... The franchise set a single game attendance record of 19,167 for the Pittsburgh game on Mar. 12... In 328 home games since joining the NHL in 2000, the Blue Jackets have averaged 16,635 fans per game (5,456,173 total), which is 91.7 percent of capacity at Nationwide Arena... There have been 129 sellouts.

**ON THE POWER PLAY:** The Blue Jackets converted 41-of-322 power play chances (12.7 pct.), which ranked 30th in the NHL... The club was 23-of-188 at home (12.2 pct./30th in NHL) and 18-of-134 on the road (13.4 pct./30th in NHL)... Columbus scored a power play goal in 35-of-82 games and was 19-10-6 in those contests... The Blue Jackets scored a power play goal in a season-high three games in a row on four occasions... Columbus scored two power play goals in a game six times, including back-to-back on Oct. 14 (2-of-6 at San Jose) and Oct. 17 (2-of-4 vs. Nashville)... LW Rick Nash led the club in power play scoring with 6-13-19, followed by D Fedor Tyutin (5-12-17), C Jason Williams (7-7-14) and LW Kristian Huselius (5-9-14)... LW R.J. Umberger (9-2-1) led the club in power play goals scored.

**PENALTY KILLING:** The Blue Jackets successfully killed off 284-of-346 opponent power play opportunities (82.1 pct.), which ranked 13th in the NHL... The club stopped 147-of-174 attempts at home (84.5 pct./8th in NHL) and 137-of-172 attempts on the road (79.6 pct./21st in NHL)... The club posted a 21-10-4 record in 35 games in which it shut out its opponents... The Blue Jackets didn't allow a power play goal in a season-high six consecutive games from Dec. 20-Jan. 2 (24-of-24)... Columbus was a season-best 7-of-7 on Mar. 26 in a 5-0 win vs. Calgary... The Jackets allowed a season-high four power play goals (nine attempts) on Jan. 3 in a 5-2 loss at St. Louis.

**SHORTHANDED SCORING:** The Blue Jackets scored eight shorthanded goals, which ranked 12th-T in the NHL... The club scored four at home (12th-T in NHL) and four on the road (12th-T in NHL)... LW Rick Nash led the club in shorthanded scoring with 5-1-6, setting a club record for shorthanded goals (previous record was four shared by Nash, 2007-08 and David Vyborny, 2003-04)... C Antoine Vermette, D Fedor Tyutin and C Jiri Novotny each tallied 1-0-1... The Jackets allowed 12 shorthanded goals, which ranked 27th in the NHL... The club allowed six at home (26th-T in NHL) and six on the road (24th-T in NHL).

**IN THE PENALTY BOX:** The Blue Jackets accumulated 1,207 penalty minutes in 82 games, averaging 15.0 penalty minutes per game, which ranked 21st-T in the NHL... Columbus racked up a season-high 64 PIM (17 penalties) in a 5-0 win vs. Calgary on Mar. 26... RW Jared Boll led the Jackets and ranked fifth in the NHL with 180 penalty minutes, while rookie RW Derek Dorsett ranked second on the club with 150 PIM, which led all NHL rookies... D Mike Commodore ranked third with 100 PIM.

**COLUMBUS WHEN PLAYING BACK-TO-BACK GAMES:** Columbus' schedule featured 20 sets of back-to-back games, including back-to-back home games twice, home/road sets on seven occasions, road/home sets on six occasions and five back-to-back road/road sets... The Jackets went 12-6-2 in the first game of back-to-back contests and 7-9-4 in the second... Columbus is 63-60-15 all-time in the first game of back-to-backs and is 43-77-18 all-time in the second game.

**CBJ VS. WESTERN CONFERENCE:** The Blue Jackets went 28-28-8 in games played against Western Conference opponents... The club was 12-6-2 vs. the Northwest Division and 6-12-2 vs. Pacific Division... In 523 games all-time vs. the Western Conference, the club is 189-269-65... **VS. CENTRAL DIVISION:** The Blue Jackets posted a 10-10-4 record in games played against their Central Division rivals... In 204 games all-time vs. the Central Division, Columbus is 71-105-28.

**CBJ VS. THE EASTERN CONFERENCE:** Columbus concluded its 18-game schedule against the Eastern Conference with a 13-3-2 record, which was the best record among all Western Conference clubs vs. Eastern opponents... The Jackets went 5-0-0 vs. the Northeast Division, 5-0-1 vs. the Southeast Division and 3-3-1 vs. the Atlantic Division... In 133 games all-time vs. the Eastern Conference, the Blue Jackets are 58-56-19.

#### PLAYER NOTES

**NASH HITS 40-GOAL MARK, SETS CLUB SCORING RECORD:** Team captain LW Rick Nash collected 40-39-79 with 52 penalty minutes and a +11 plus/minus rating to lead the club in goals for the fifth-straight season and points for the second year in a row... Finished the season ranked fifth-T in the NHL in goals and 18th-T in points... His goal total was one shy of the career-high and club record 41 he scored in 2003-04, while his point total bested his previous career mark of 38-31-69 set in 2007-08 and topped Ray Whitney's previous club record of 24-52-76 set in 2002-03... Set a franchise record with 24 multi-point games... Set a career high in assists... Led the club with five shorthanded goals, which is also a club record... His +11 plus/minus rating was a career high and he is now +13 over his last 158 games compared to -65 in his first 283 career games... Was the NHL's Third Star for the month of March after collecting 10-7-17 and led the club to a 9-4-2 record... Collected a pair of hat tricks – Jan. 27 in a 3-2 OT win vs. Detroit and Mar. 7 in an 8-2 win at Detroit in which he became the first player to score three unassisted goals since Montreal's "Rocket" Richard on Mar. 14, 1948 vs. the NY Rangers... Tallied 1-2-3 for the Western Conference in a 12-11 SOL at the 2009 All-Star Game on Jan. 25 at the Bell Centre in Montreal... He has now collected 6-4-10 in four career All-Star Game appearances.

**MASON ARRIVES LATE, WINS CALDER TROPHY:** G Steve Mason joined the Blue Jackets in early-November from the AHL's Syracuse Crunch and went on to record one of the most dominant seasons by a rookie netminder in NHL history... Went 33-20-7 with a 2.29 goals-against average, .916 save percentage and 10 shutouts in 61 games, en route to winning the Calder Trophy and finishing runner-up for the Vezina Trophy... Was named Second Team NHL All-Star and to the All-Rookie Team... His 10 shutouts led the NHL, set a franchise record and were the most by a rookie since Chicago's Tony Esposito posted a rookie record 15 in 1969-70... Ranked second in the NHL in goals-against average and 10th in wins... Posted three-straight shutouts – Dec. 27 vs. Philadelphia, Dec. 29 at Los Angeles and Dec. 31 at Anaheim – and set a club record for consecutive shutout minutes by a goaltender at 199:19 between Dec. 23 and Jan. 2... Was named NHL Rookie of the Month for November (5-2-1, 2.09 GAA, .919 SV%, two shutouts in eight games) and December (7-5-0, 1.41 GAA, .950 SV%, three shutouts in 12 games)... Made a career-high 47 saves on Dec. 17 in a 2-1 OT win vs. San Jose... Made 45 saves on Jan. 9 in a 3-0 win at Washington... Missed three games in early-February due to a bout with mononucleosis... Selected to play in YoungStars Game during All-Star Weekend, but missed the game due to injury.

**UMBERGER SETS CAREER HIGH FOR GOALS:** LW/C R.J. Umberger tallied 26-20-46 and 53 penalty minutes in 82 games in his first season as a Blue Jacket in 2008-09... He led the club with nine power play goals and ranked second in goals, while setting a career high in the process... His previous career high was 20 in 73 games as a Philadelphia Flyers rookie in 2005-06... The former Ohio State All-American ranked second on the club with 234 shots and was fourth in points... He was also one of three players – D Jan Hejda and D Fedor Tyutin – to play in all 82 games.

**HUSELIUS SETTLES IN NICELY IN FIRST SEASON WITH COLUMBUS:** LW Kristian Huselius tallied 21-35-56 with five power play and two game-winning goals in 74 games in his first season with the Blue Jackets... He ranked second on the club in assists and points and was third in goals... This season was his fourth in a row with at least 20 or more goals and sixth in seven NHL seasons... His 56 points were the third-most of his career... Registered 11 multi-point games (second on the club), including a season-high 0-4-4 on Mar. 26 vs. Calgary... Tallied 2-1-3 on Feb. 14 at Carolina and had 2-0-2 on Jan. 2 at Colorado.

**DEADLINE ADDITION:** C Antoine Vermette was acquired by the Blue Jackets from Ottawa at the trade deadline on Mar. 4 and tallied 7-6-13 with a +5 plus/minus rating in 17 games after posting 9-19-28 and -12 in 62 games with the Senators... His 16-25-41 ranked fifth on the club in points, goals and assists (tied)... Ranked sixth in the NHL in face-off percentage (57.7 pct)... Scored his first career overtime goal on Mar. 18 in a 4-3 win vs. Chicago... Columbus went 5-0-1 when he scored a goal, 8-0-2 when he registered a point and 3-0-0 when he had a multi-point game.

**NEWCOMERS TYUTIN, COMMODORE LEAD IMPROVED BLUELINE:** Two players who joined the Blue Jackets prior to the 2008-09 season led the club's blueliners in scoring... D Fedor Tyutin tallied 9-25-34 to lead all club defensemen in goals, assists and points and added 81 penalty minutes, five power play goals and was +1 in 82 games (one of three Jackets to appear in every game)... He surpassed his previous career high of 6-19-25 in 77 games with the NY Rangers in 2005-06... He also led the club in ice time, averaging 23:30 per game... D Mike Commodore collected 5-19-24, 100 penalty minutes and was +11 in 81 games, ranking second on the club in ice time (22:53), third in penalty minutes and plus/minus rating (tied)... He also led the club in hits (201) and blocked shots (162).



**VORACEK, BRASSARD AMONG TOP ROOKIE SCORERS:** RW Jakub Voracek tallied 9-29-38 and was +11 in 80 games, ranking second among NHL rookies in assists, eighth-T in plus/minus rating and 10th in points... His 38 points were one shy of the club rookie scoring record set by Rick Nash, who tallied 17-22-39 in 74 games in 2002-03... C Derick Brassard was leading all NHL rookies in scoring with 10-15-25 and was +12 in 31 games when he suffered a season-ending injury at Dallas on Dec. 18... The NHL's Rookie of the Month in October (4-5-9, +3 in 10 games) finished the season ranked 21st-T among rookie scorers and seventh in plus/minus rating despite missing the final 50 games of the season.

#### MULTIPLE POINT GAMES

The following players recorded multi-point games for the Blue Jackets during the 2008-09 regular season:

Player	Number	Team Record	Season High (Points)
Rick Nash	24	17-4-3	4 (2x) – Mar. 26 vs. Calgary (4a) – most recent
Kristian Huselius	11	8-3-0	4 – Mar. 26 vs. Calgary (4a)
R.J. Umberger	9	5-0-4	3 (2x) – Mar. 7 at Detroit (2g, 1a) – most recent
Manny Malhotra	9	7-0-2	3 – Mar. 3 vs. Los Angeles (2g, 1a)
Jakub Voracek	6	6-0-0	3 – Jan. 10 vs. Minnesota (3a)
Derick Brassard	5	1-3-1	2 (5x) – Dec. 7 at Anaheim (1g, 1a) – most recent
Fedor Tyutin	5	2-3-0	2 – Feb. 18 vs. St. Louis (1g, 1a)
Jason Williams	5	3-1-1	2 (5x) – Apr. 4 at Nashville (1g, 1a) – most recent
Mike Commodore	4	4-0-0	2 (4x) – Jan. 27 vs. Detroit (2a) – most recent
Antoine Vermette	3	3-0-0	2 (3x) – Apr. 8 at Chicago (1g, 1a) – most recent
Fredrik Modin	3	1-1-1	2 (3x) – Jan. 21 at Calgary (2a) – most recent
Jason Chimera	3	3-0-0	2 (3x) – Nov. 14 at Buffalo (2a) – most recent
Raffi Torres	3	3-0-0	2 (3x) – Mar. 21 at Florida (2g) – most recent
Jan Hejda	2	2-0-0	2 (2x) – Feb. 10 vs. Colorado (2a) – most recent
Kris Russell	2	1-1-0	2 (2x) – Mar. 3 vs. Los Angeles (2a) – most recent
Michael Peca	2	2-0-0	2 (2x) – Mar. 13 at Chicago (2a) – most recent
Nikita Filatov	1	1-0-0	3 – Jan. 10 vs. Minnesota (3g)
Marc Method	1	0-1-0	2 – Oct. 18 at Nashville (1g, 1a)
Jared Boll	1	1-0-0	2 – Jan. 9 at Washington (1g, 1a)

#### MILESTONES ACHIEVED

The following players achieved personal career milestones during the 2008-09 season:

Player	Category	No.	Date/Opponent
Christian Backman	Games	300	Mar. 31 vs. Nashville
Jason Chimera	Games	400	Dec. 7 at Anaheim
Mike Commodore	Games	300	Oct. 17 vs. Nashville
Jan Hejda	Games	200	Apr. 8 at Chicago
Kristian Huselius	Games	500	Dec. 11 vs. Nashville
	Assists	200	Feb. 7 vs. San Jose
Manny Malhotra	Games	600	Jan. 27 vs. Detroit
	Assists	100	Dec. 1 vs. Vancouver
Fredrik Modin	Games	800	Jan. 10 vs. Minnesota
Rick Nash	Games	400	Dec. 31 at Anaheim
	Points	300	Dec. 4 at San Jose
Michael Peca	Games	800	Nov. 3 at NY Islanders
Fedor Tyutin	Games	300	Jan. 31 vs. Dallas
	Points	100	Mar. 29 vs. St. Louis
R.J. Umberger	Games	300	Mar. 21 at Florida
Jason Williams	Points	200	Mar. 29 vs. St. Louis

#### BLUE JACKETS INDIVIDUAL FIRSTS

Several Blue Jackets players made their NHL debuts or registered the first points of their NHL careers during the 2008-09 season:

Player	First	Date/Opponent
Derek Dorsett	Game	Oct. 11 at Phoenix (9:39 ice time, E)
	Goal/Point	Oct. 21 vs. Vancouver (vs. goaltender Roberto Luongo)
	Assist	Oct. 30 at Colorado (on goal by Andrew Murray)
Nikita Filatov	Game	Oct. 17 vs. Nashville (9:10 ice time, E)
	Goal/Point	Oct. 17 vs. Nashville (vs. goaltender Pekka Rinne)
Dan LaCosta	Win	Feb. 7 vs. San Jose (30 shots against, 28 saves, 61:33 ice time)
	Shutout	Feb. 10 vs. Colorado (31 saves, 59:34 ice time)
Steve Mason	Game/Win	Nov. 5 vs. Edmonton (26 shots against, 22 saves, 59:46 ice time)
	Shutout	Nov. 22 at Atlanta (15 saves, 59:41 ice time)
Maksim Mayorov	Game	Jan. 3 at St. Louis (3:38 ice time, E)
Marc Method	Goal	Oct. 18 at Nashville (vs. goaltender Dan Ellis)
Jakub Voracek	Game	Oct. 10 vs. Dallas (9:09 ice time, +2)
	Goal/Point	Oct. 10 vs. Dallas (vs. goaltender Marty Turco)
	Assist	Oct. 10 vs. Dallas (on goal by Derick Brassard)



**IN OVERTIME:** Columbus went 5-3 in games decided in overtime (11-10 including shootouts)... The club was 4-1 at home (7-3 including shootouts) and 1-2 on the road (4-7 including shootouts)... The Blue Jackets are 55-50-33 (W-OTL/SOL-T) in 138 all-time OT games (including shootouts).

## OVERTIME WINS - 5

Date	Opponent	GWG	Opp. Goaltender	Time	Score
Oct. 10	at Dallas	Rick Nash	Marty Turco	4:39	5-4
Dec. 17	San Jose	R.J. Umberger	Evgeni Nabokov	2:55	2-1
Jan. 27	Detroit	Rick Nash	Chris Osgood	3:27	3-2
Feb. 7	San Jose	Christian Backman	Evgeni Nabokov	1:33	3-2
Mar. 18	Chicago	Antoine Vermette	Cristobal Huet	2:38	4-3

## OVERTIME LOSSES - 3

Date	Opponent	GWG	CBJ Goaltender	Time	Score
Nov. 3	at NY Islanders	Chris Campoli	Fredrik Norrena	3:13	3-4
Mar. 24	at Tampa Bay	Martin St. Louis	Steve Mason	3:04	1-2
Apr. 5	Chicago	Kris Versteeg	Steve Mason	3:10	0-1

**SHOOTOUT SPECIFICS:** Columbus went 6-7 in shootouts in 2008-09... The Blue Jackets were 3-2 at home, converting 5-of-14 attempts (35.7 pct.) and stopping 9-of-12 attempts (66.7 pct.)... The Jackets were 3-5 on the road, converting 6-of-20 attempts (30.0 pct.) and stopping 15-of-24 opponent attempts (62.5 pct.).

## SHOOTOUT RESULTS

Date	Opponent	CBJ Shooters	OPP Shooters	CBJ Goalie	OPP Goalie	Result
Nov. 1	Chicago	20, 61, 93	<u>19</u> , 10	Norrena	Huet	L, 3-4
Nov. 7	Montreal	<u>20</u> , 16	13, 46	Mason	Halak	W, 4-3
Nov. 15	at Minnesota	20, 16	15, <u>5</u> , 20	Mason	Backstrom	L, 2-3
Dec. 11	Nashville	20, <u>61</u> , <u>93</u>	37, <u>38</u> , 10	Mason	Ellis	W, 2-1
Dec. 18	at Dallas	20, 61	<u>91</u> , 96, <u>63</u>	Leclaire	Turco	L, 5-6
Jan. 18	at Vancouver	<u>29</u> , <u>61</u>	42, 13	Mason	Luongo	W, 6-5
Jan. 21	at Calgary	29, 61, 93	13, 12, <u>7</u>	Mason	Kiprusoff	L, 4-5
Feb. 16	Dallas	29, 20, 61	63, <u>18</u>	Mason	Turco	L, 2-3
Feb. 19	at Toronto	<u>29</u> , <u>61</u>	9, 55, 12	Mason	Pogge	W, 4-3
Mar. 12	Pittsburgh	29, 61, <u>20</u>	58, 87, 71	Mason	Fleury	W, 4-3
Mar. 28	at St. Louis	20, <u>61</u> , 29, 50	74, <u>22</u> , 10, <u>57</u>	Mason	Mason	L, 3-4
Apr. 4	at Nashville	61, 29, 12	38, 26, <u>4</u>	Mason	Rinne	L, 4-5
Apr. 8	at Chicago	61, <u>51</u>	19, 88, 36	Mason	Khabibulin	W, 4-3

## INDIVIDUAL SHOOTOUT STATISTICS

No.	Player	Rd. 1	Rd. 2	Rd. 3	Rd. 4	Rd. 5	Total	S%	GWG
12	Jiri Novotny	...	...	0-1	...	...	0-1	.000	0
16	Derick Brassard	...	1-2	...	...	...	1-2	.500	0
20	Kristian Huselius	1-6	0-1	1-1	...	...	2-8	.250	2
29	Jason Williams	2-5	0-1	0-1	...	...	2-7	.286	1
50	Antoine Vermette	...	...	...	0-1	...	0-1	.000	0
51	Fedor Tyutin	...	1-1	...	...	...	1-1	1.000	1
61	Rick Nash	0-2	4-8	0-1	...	...	4-11	.364	1
93	Jakub Voracek	...	...	1-3	...	...	1-3	.333	1
<b>Totals</b>		<b>3-13</b>	<b>6-13</b>	<b>2-7</b>	<b>0-1</b>	<b>...</b>	<b>11-34</b>	<b>.324</b>	<b>6</b>

No.	Player	Rd. 1	Rd. 2	Rd. 3	Rd. 4	Rd. 5	Total	SV%	Rec.
1	Steve Mason	11-11	6-11	5-8	0-1	...	21-31	.677	6-5
30	Fredrik Norrena	0-1	1-1	...	...	...	1-2	.500	0-1
31	Pascal Leclaire	0-1	1-1	0-1	...	...	1-3	.333	0-1
<b>Totals</b>		<b>11-13</b>	<b>8-13</b>	<b>5-9</b>	<b>0-1</b>	<b>...</b>	<b>24-36</b>	<b>.667</b>	<b>6-7</b>

## FINAL STATISTICS

PLAYERS	POS	GP	G	A	P	+/-	PIM	PP	SH	GW	S	%	TOI
Rick Nash	LW	78	40	39	79	11	52	6	5	5	263	15.2	21:09
Kristian Huselius	LW	74	21	35	56	1	44	5	0	2	212	9.9	19:31
Jason Williams	C	41	7	11	18	-9	8	4	0	2	79	8.9	16:04
	CBJ	39	12	17	29	5	16	3	0	2	74	16.2	15:37
	TOT	80	19	28	47	-4	24	7	0	4	153	12.4	15:51
R.J. Umberger	C	82	26	20	46	-10	53	9	0	2	234	11.1	18:46
Antoine Vermette	C	62	9	19	28	-12	42	2	0	0	141	6.4	18:03
	CBJ	17	7	6	13	5	8	1	1	1	33	21.2	19:29
	TOT	79	16	25	41	-7	50	3	1	1	174	9.2	18:21
Jakub Voracek	RW	80	9	29	38	11	44	0	0	1	101	8.9	12:39
Manny Malhotra	C	77	11	24	35	9	28	0	0	3	116	9.5	18:00
Fedor Tyutin	D	82	9	25	34	1	81	5	1	0	167	5.4	23:30
Derick Brassard	C	31	10	15	25	12	17	3	0	1	59	16.9	14:25
Fredrik Modin	LW	50	9	16	25	2	28	2	0	0	113	8	16:52
Mike Commodore	D	81	5	19	24	11	100	0	0	0	103	4.9	22:53
Jason Chimera	LW	49	8	14	22	8	41	1	0	1	115	7	16:14
Michael Peca	C	71	4	18	22	-6	58	0	0	2	74	5.4	14:06
Jan Hejda	D	82	3	18	21	23	38	0	0	1	66	4.5	22:22
Kris Russell	D	66	2	19	21	-10	28	1	0	1	86	2.3	16:07
Raffi Torres	LW	51	12	8	20	-4	23	2	0	6	74	16.2	12:05
Marc Methot	D	66	4	13	17	7	55	0	0	0	58	6.9	17:57
Jared Boll	RW	75	4	10	14	-6	180	1	0	0	73	5.5	8:53
Andrew Murray	C	67	8	3	11	-6	10	1	0	3	89	9	11:16
Rostislav Klesla	D	34	1	8	9	2	38	0	0	0	30	3.3	20:58
Jiri Novotny	C	42	4	3	7	4	14	0	1	0	56	7.1	13:20
Christian Backman	D	56	2	5	7	5	32	1	0	1	54	3.7	15:39
Derek Dorsett	RW	52	4	1	5	-1	150	0	0	1	59	6.8	8:53
Nikita Filatov	LW	8	4	0	4	3	0	0	0	1	10	40	8:07
Chris Gratton	C	18	0	2	2	-3	10	0	0	0	16	0	10:47
	CBJ	6	0	1	1	2	2	0	0	0	4	0	9:45
	TOT	24	0	3	3	-1	12	0	0	0	20	0	10:32
Craig MacDonald	C	8	1	1	2	1	0	0	0	1	6	16.7	10:39
Ole-Kristian Tollefsen	D	19	0	1	1	-4	37	0	0	0	12	0	10:20
Alexandre Picard	LW	15	0	1	1	-1	26	0	0	0	10	0	6:53
Aaron Rome	D	8	0	1	1	1	0	0	0	0	7	0	15:28
Clay Wilson	D	5	0	1	1	-2	0	0	0	0	9	0	9:26
Derek MacKenzie	C	1	0	0	0	-1	2	0	0	0	1	0	7:15
Maksim Mayorov	RW	3	0	0	0	0	0	0	0	0	1	0	5:44
Michael York	LW	1	0	0	0	0	0	0	0	0	1	0	13:15
<b>TOTALS</b>		<b>82</b>	<b>220</b>	<b>371</b>	<b>591</b>	<b>73</b>	<b>1205</b>	<b>41</b>	<b>8</b>	<b>35</b>	<b>2370</b>	<b>9.3</b>	

GOALTENDERS	GP	MIN	W	L	OT	SO	GA	SA	SV	GAA	SV%
Steve Mason	61	3,664	33	20	7	10	140	1,658	1,518	2.29	.916
Pascal Leclaire	12	674	4	6	1	0	43	324	281	3.83	.867
Fredrik Norrena	8	323	1	3	2	0	17	133	116	3.16	.872
Dan LaCosta	3	156	2	0	0	1	4	80	76	1.54	.950
Wade Dubielewicz	3	169	1	2	0	0	10	77	67	3.55	.870
<b>TOTALS</b>	<b>82</b>	<b>4,986</b>	<b>41</b>	<b>31</b>	<b>10</b>	<b>11</b>	<b>214</b>	<b>2,272</b>	<b>2,058</b>	<b>2.58</b>	<b>.906</b>

# 1ST HALF/2ND HALF STATISTICS

PLAYERS	POS	FIRST HALF						SECOND HALF						TOTAL					
		GP	G	A	PTS	+/-	PIM	GP	G	A	PTS	+/-	PIM	GP	G	A	PTS	+/-	PIM
Rick Nash	LW	40	17	22	39	9	34	38	23	17	40	2	18	78	40	39	79	11	52
Kristian Huselius	LW	38	12	13	25	-5	16	36	9	22	31	6	28	74	21	35	56	1	44
Jason Williams	C	0	0	0	0	0	0	39	12	17	29	5	16	39	12	17	29	5	16
R.J. Umberger	C	41	12	9	21	-1	22	41	14	11	25	-9	31	82	26	20	46	-10	53
Antoine Vermette	C	0	0	0	0	0	0	17	7	6	13	5	8	17	7	6	13	5	8
Jakub Voracek	RW	40	5	12	17	10	26	40	4	17	21	1	18	80	9	29	38	11	44
Manny Malhotra	C	36	4	7	11	7	16	41	7	17	24	2	12	77	11	24	35	9	28
Fedor Tyutin	D	41	4	14	18	-3	47	41	5	11	16	4	34	82	9	25	34	1	81
Derick Brassard	C	31	10	15	25	12	17	0	0	0	0	0	0	31	10	15	25	12	17
Fredrik Modin	LW	35	8	10	18	-5	20	15	1	6	7	7	8	50	9	16	25	2	28
Mike Commodore	D	41	3	15	18	10	59	40	2	4	6	1	41	81	5	19	24	11	100
Jason Chimera	LW	31	7	11	18	9	31	18	1	3	4	-1	10	49	8	14	22	8	41
Michael Peca	C	36	3	6	9	-5	46	35	1	12	13	-1	12	71	4	18	22	-6	58
Jan Hejda	D	41	2	6	8	14	16	41	1	12	13	9	22	82	3	18	21	23	38
Kris Russell	D	25	2	6	8	-8	2	41	0	13	13	-2	26	66	2	19	21	-10	28
Raffi Torres	LW	14	1	3	4	-1	8	37	11	5	16	-3	15	51	12	8	20	-4	23
Marc Methot	D	30	3	6	9	9	20	36	1	7	8	-2	35	66	4	13	17	7	55
Jared Boll	RW	34	1	4	5	-5	99	41	3	6	9	-1	81	75	4	10	14	-6	180
Andrew Murray	C	35	5	2	7	-6	6	32	3	1	4	0	4	67	8	3	11	-6	10
Rostislav Klesla	D	19	1	4	5	3	19	15	0	4	4	-1	19	34	1	8	9	2	38
Jiri Novotny	C	26	1	3	4	6	4	16	3	0	3	-2	10	42	4	3	7	4	14
Christian Backman	D	38	1	3	4	0	20	18	1	2	3	5	12	56	2	5	7	5	32
Derek Dorsett	RW	23	1	1	2	-3	65	29	3	0	3	2	85	52	4	1	5	-1	150
Nikita Filatov	C	5	1	0	1	1	0	3	3	0	3	2	0	8	4	0	4	3	0
Chris Gratton	C	0	0	0	0	0	0	6	0	1	1	2	2	6	0	1	1	2	2
Craig MacDonald	C	5	1	0	1	1	0	3	0	1	1	0	0	8	1	1	2	1	0
Ole-Kristian Tollefsen	D	12	0	1	1	-1	31	7	0	0	0	-3	6	19	0	1	1	-4	37
Alexandre Picard	LW	12	0	0	0	-1	26	3	0	1	1	0	0	15	0	1	1	-1	26
Aaron Rome	D	0	0	0	0	0	0	8	0	1	1	1	0	8	0	1	1	1	0
Clay Wilson	D	5	0	1	1	-2	0	0	0	0	0	0	0	5	0	1	1	-2	0
Derek MacKenzie	C	0	0	0	0	0	0	1	0	0	0	-1	2	1	0	0	0	-1	2
Maksim Mayorov	RW	3	0	0	0	0	0	0	0	0	0	0	0	3	0	0	0	0	0
Mike York	C	1	0	0	0	0	0	0	0	0	0	0	0	1	0	0	0	0	0

GOALTENDERS	FIRST HALF				SECOND HALF				TOTAL			
	GP	REC	GAA	SV%	GP	REC	GAA	SV%	GP	REC	GAA	SV%
Steve Mason	24	14-9-1	1.74	.939	37	19-11-6	2.65	.900	61	33-20-7	2.29	.916
Pascal Leclaire	12	4-6-1	3.83	.867	0	0-0-0	0.00	.000	12	4-6-1	3.83	.867
Fredrik Norrena	8	1-3-2	3.16	.872	0	0-0-0	0.00	.000	8	1-3-2	3.16	.872
Dan LaCosta	1	0-0-0	3.43	.895	2	2-0-0	1.02	.967	3	2-0-0	1.54	.950
Wade Dubielewicz	0	0-0-0	0.00	.000	3	1-2-0	3.55	.870	3	1-2-0	3.55	.870

## HOME AND ROAD STATISTICS

PLAYERS	POS	HOME					ROAD					TOTAL				
		GP	G	A	PTS	+/-	GP	G	A	PTS	+/-	GP	G	A	PTS	+/-
Rick Nash	LW	38	17	21	38	-2	40	23	18	41	13	78	40	39	79	11
R.J. Umberger	C	41	11	8	19	-5	41	15	12	27	-5	82	26	20	46	-10
Kristian Huselius	LW	38	10	19	29	-1	36	11	16	27	2	74	21	35	56	1
Manny Malhotra	C	40	8	8	16	3	37	3	16	19	6	77	11	24	35	9
Jason Williams	C	21	6	9	15	0	18	6	8	14	5	39	12	23	35	5
Jason Chimera	LW	27	6	5	11	0	22	2	9	11	8	49	8	14	22	8
Raffi Torres	LW	28	6	5	11	-5	23	6	3	9	1	51	12	8	20	-4
Jakub Voracek	R	40	5	18	23	3	40	4	11	15	8	80	9	29	38	11
Antoine Vermette	C	9	2	3	5	-1	8	5	3	8	6	17	7	6	13	5
Fedor Tyutin	D	41	5	12	17	-3	41	4	13	17	4	82	9	25	34	1
Fredrik Modin	LW	23	5	8	13	6	27	4	8	12	-4	50	9	16	25	2
Andrew Murray	C	36	5	3	8	2	31	3	0	3	-8	67	8	3	11	-6
Derick Brassard	C	16	4	9	13	2	15	6	6	12	10	31	10	15	25	12
Derek Dorsett	R	24	4	0	4	3	28	0	1	1	-4	52	4	1	5	-1
Nikita Filatov	LW	6	4	0	4	3	2	0	0	0	0	8	4	0	4	3
Michael Peca	C	36	2	9	11	-2	35	2	9	11	-4	71	4	18	22	-6
Jared Boll	RW	37	2	2	4	-2	38	2	8	10	-4	75	4	10	14	-6
Jiri Novotny	C	18	2	0	2	2	24	2	3	5	2	42	4	3	7	4
Mike Commodore	D	40	1	10	11	0	41	4	9	13	11	81	5	19	24	11
Jan Hejda	D	41	1	8	9	9	41	2	10	12	14	82	3	18	21	23
Marc Methot	D	34	1	7	8	0	32	3	6	9	7	66	4	13	17	7
Christian Backman	D	29	1	3	4	10	27	1	2	3	-5	56	2	5	7	5
Kris Russell	D	31	0	12	12	2	35	2	7	9	-12	66	2	19	21	-10
Rostislav Klesla	D	17	0	4	4	-2	17	1	4	5	4	34	1	8	9	2
Aaron Rome	D	1	0	1	1	2	7	0	0	0	-1	8	0	1	1	1
Craig MacDonald	C	3	0	1	1	0	5	1	0	1	1	8	1	1	2	1
Alexandre Picard	LW	6	0	1	1	0	9	0	0	0	-1	15	0	1	1	-1
Ole-Kristian Tollefsen	D	12	0	0	0	-4	7	0	1	1	0	19	0	1	1	-4
Derek MacKenzie	C	1	0	0	0	-1	0	0	0	0	0	1	0	0	0	-1
Michael York	LW	0	0	0	0	0	1	0	0	0	0	1	0	0	0	0
Chris Gratton	C	2	0	0	0	0	4	0	1	1	2	6	0	1	1	2
Maksim Mayorov	RW	0	0	0	0	0	3	0	0	0	0	3	0	0	0	0

GOALTENDERS	HOME				ROAD				TOTAL			
	GP	REC	GAA	SV	GP	REC	GAA	SV	GP	REC	GAA	SV
Steve Mason	33	21-9-2	2.30	.923	28	12-11-5	2.25	.917	61	33-20-7	2.29	.916
Pascal Leclaire	4	2-2-0	3.85	.854	8	2-4-1	3.81	.873	12	4-6-0	3.83	.867
Fredrik Norrena	3	0-1-1	2.79	.882	5	1-2-1	3.40	.866	8	1-3-2	3.16	.872
Dan LaCosta	2	2-0-0	0.98	.967	1	0-0-0	3.43	.895	3	2-0-0	1.54	.950
Wade Dubielewicz	1	0-1-0	4.90	.826	2	1-1-0	3.00	.889	3	1-2-0	3.55	.870



# STATISTICS BY DIVISION

PLAYERS	CENTRAL					PACIFIC					NORTHWEST					EASTERN CONFERENCE								
	GP	G	A	PTS	+/-	PIM	GP	G	A	PTS	+/-	PIM	GP	G	A	PTS	+/-	PIM	GP	G	A	PTS	+/-	PIM
Rick Nash	24	18	6	24	0	10	20	8	8	16	-8	12	18	8	15	23	9	18	16	6	10	16	10	12
Kristian Huselius	20	3	9	12	-4	16	20	6	6	12	-10	18	17	8	10	18	5	6	17	4	10	14	10	4
Jason Williams	16	5	7	12	1	12	5	1	3	4	2	2	9	5	3	8	2	2	9	1	4	5	0	0
R.J. Umberger	24	6	8	14	-2	15	20	4	6	10	-8	8	20	7	4	11	-4	17	18	9	2	11	4	13
Antoine Vermette	11	5	4	9	4	8	0	0	0	0	0	0	2	0	0	0	-1	0	4	2	2	4	2	0
Jakub Voracek	24	2	9	11	3	12	18	2	6	8	1	10	20	3	11	14	4	18	18	2	3	5	3	4
Manny Malhotra	22	1	4	5	-1	12	17	2	2	4	-6	6	20	4	11	15	7	4	18	4	7	11	9	6
Fedor Tyutin	24	6	7	13	-2	37	20	1	8	9	-8	16	20	0	3	3	8	16	18	2	7	9	3	12
Derick Brassard	6	0	5	5	0	2	11	6	4	10	4	11	8	3	5	8	5	2	6	1	1	2	3	2
Fredrik Modin	10	2	4	6	-2	4	16	2	3	5	-3	12	12	3	5	8	3	10	12	2	4	6	4	2
Mike Commodore	24	2	6	8	3	26	19	0	2	2	-10	30	20	2	7	9	9	26	18	1	4	5	9	18
Jason Chimera	14	3	2	5	4	8	13	1	6	7	0	12	11	3	2	5	4	15	11	1	4	5	0	6
Michael Peca	20	0	8	8	-4	10	17	2	0	2	-7	32	17	1	7	8	1	4	17	1	3	4	4	12
Jan Hejda	24	0	5	5	6	16	20	0	4	4	-9	6	20	1	6	7	11	8	18	2	3	5	15	8
Kris Russell	23	0	5	5	-6	14	17	2	5	7	-4	0	13	0	5	7	0	14	13	0	4	4	0	0
Raffi Torres	17	4	3	7	-1	12	7	1	2	3	-3	0	14	3	3	6	0	9	13	4	0	4	0	2
Marc Methot	19	1	6	7	2	2	13	0	1	1	-3	10	18	1	4	5	4	31	16	2	2	4	4	12
Jared Boll	20	0	2	2	-5	32	20	1	1	2	-5	61	18	2	3	5	3	68	17	1	4	5	1	19
Andrew Murray	19	2	1	3	-2	6	16	1	1	2	-8	0	18	3	1	4	2	0	14	2	0	2	2	4
Rostislav Klesla	10	0	3	3	-7	12	9	0	2	2	3	6	7	1	1	2	4	9	8	0	2	2	2	11
Jiri Novotny	14	2	1	3	0	4	14	2	1	3	-2	0	7	0	0	4	6	0	7	0	1	1	2	4
Christian Backman	14	0	1	1	1	6	16	2	3	5	-1	12	14	0	0	0	2	6	12	0	1	1	3	8
Derek Dorsett	14	1	0	1	1	26	15	0	0	0	-6	55	14	3	1	4	4	49	9	0	0	0	0	20
Nikita Filatov	2	1	0	1	0	0	0	0	0	0	0	0	3	3	0	3	2	0	3	0	0	0	1	0
Chris Gratton	2	0	1	1	2	0	1	0	0	0	0	0	0	0	0	0	0	0	1	0	0	0	0	0
Craig MacDonald	2	0	0	0	0	0	1	1	0	1	1	0	3	0	1	1	1	0	2	0	0	0	-1	0
Ole-Kristian Tollefsen	3	0	0	0	2	10	5	0	0	0	-5	17	6	0	0	0	-2	8	5	0	1	1	1	2
Alexandre Picard	2	0	0	0	0	5	6	0	0	0	-2	0	5	0	1	1	0	17	2	0	0	0	1	4
Aaron Rome	4	0	0	0	-1	0	1	0	1	1	2	0	3	0	0	0	0	0	0	0	0	0	0	0
Clay Wilson	2	0	0	0	0	0	2	0	1	1	-2	0	0	0	0	0	0	0	1	0	0	0	0	0
Derek MacKenzie	0	0	0	0	0	0	0	0	0	0	0	0	1	0	0	0	-1	2	0	0	0	0	0	0
Maksim Mayorov	2	0	0	0	0	0	0	0	0	0	0	0	0	0	0	0	0	0	1	0	0	0	0	0
Michael York	0	0	0	0	0	0	1	0	0	0	0	0	0	0	0	0	0	0	0	0	0	0	0	0

## GOALTENDERS

		GP	MINS	W	L	OT	EN	SO	GA	SV	SOG	GAA	SV%
Steve Mason	Central	19	1164	8	8	3	3	0	53	484	537	2.73	.901
	Pacific	15	912	9	4	1	2	2	39	364	403	2.57	.903
	Northwest	13	733	4	7	2	2	2	32	295	327	2.62	.902
	Eastern Conf.	14	857	12	1	1	0	6	16	375	391	1.12	.959
Pascal Leclaire	Central	2	115	1	1	0	1	0	7	54	61	3.65	.885
	Pacific	5	295	1	3	1	0	0	22	114	136	4.47	.838
	Northwest	3	145	1	1	0	0	0	10	48	58	4.14	.828
	Eastern Conf.	2	119	1	1	0	0	0	4	65	69	2.02	.942
Fredrik Norrena	Central	3	95	0	1	1	0	0	7	31	38	4.42	.816
	Pacific	2	71	0	1	0	0	0	3	22	25	2.54	.880
	Northwest	2	94	1	1	0	0	0	3	38	41	1.92	.927
	Eastern Conf.	1	63	0	0	1	0	0	4	25	29	3.81	.862
Dan LaCosta	Central	1	35	0	0	0	0	0	2	17	19	3.43	.895
	Pacific	1	62	1	0	0	0	0	2	28	30	1.94	.933
	Northwest	1	60	1	0	0	0	1	0	31	31	0.00	1.000
	Eastern Conf.	0	0	0	0	0	0	0	0	0	0	0.00	.000
Wade Dubielewicz	Central	1	60	1	0	0	0	0	3	27	30	3.00	.900
	Pacific	1	49	0	1	0	0	0	4	19	23	4.90	.826
	Northwest	0	0	0	0	0	0	0	0	0	0	0.00	.000
	Eastern Conf.	1	60	0	1	0	1	0	3	21	24	3.00	.875

# GAME-BY-GAME RESULTS

Gm	Date	Opponent	Result	Record	Score	CBJ Goal Scorers	GWG	PP	PK	SF-SA	W/L Goalie	Attn.
1	10/10	at DAL	OTW	01-00-00	5-4	93,20,17,16,61	Nash	0-3	6-7	27-31	Leclaire/Turco	18,532
2	10/11	at PHX	L	01-01-00	1-3	16p	Mueller	1-4	5-7	29-30	Bryzgalov/Leclaire	17,125
3	10/14	at SJ	L	01-02-00	2-5	20p,5p	Marleau	2-6	1-2	33-25	Nabokov/Leclaire	17,496
4	10/17	NSH	W	02-02-00	5-3	61,28,93,61p,25p	Nash	2-4	5-5	28-30	Leclaire/Ellis	17,930
5	10/18	at NSH	L	02-03-00	3-6	25,3,61	Erat	0-4	4-4	26-30	Ellis/Norrena	13,259
6	10/21	VAN	W	03-03-00	4-2	25,20p,15,61	Dorsett	1-4	3-4	32-25	Leclaire/Luongo	12,057
7	10/24	NYR	L	03-04-00	1-3	93	Dubinsky	0-6	6-7	26-32	Lundqvist/Leclaire	14,724
8	10/25	at MIN	L	03-05-00	1-2	97	Nolan	0-2	4-4	26-23	Backstrom/Norrena	10,568
9	10/27	ANA	L	03-06-00	2-3	12s,16	Selanne	0-6	4-5	32-24	Giguere/Norrena	18,494
10	10/30	at COL	W	04-06-00	4-2	16,25,17,8	Murray	0-0	2-4	32-17	Norrena/Raycroft	14,945
11	11/1	CHI	SOL	04-06-01	3-4	18p,51s,20	Toews	1-10	2-4	31-24	Huet/Norrena	14,680
12	11/3	at NYI	OTL	04-06-02	3-4	3,18p,18	Campoli	1-7	2-2	34-29	MacDonald/Norrena	10,184
13	11/5	EDM	W	05-06-02	5-4	20p,16,18,33,27	Malhotra	1-6	4-5	38-26	Mason/Roloso	11,228
14	11/7	MTL	W	06-06-02	4-3	18,3,33,20x	Huselius	0-8	5-7	28-37	Mason/Halak	14,603
15	11/8	CGY	W	07-06-02	3-1	25,16,27	Brassard	0-7	5-6	28-23	Mason/McElhinney	14,088
16	11/12	PHX	L	07-07-02	2-5	61p,16	Porter	1-4	5-5	33-30	Bryzgalov/Mason	11,350
17	11/14	at BUF	W	08-07-02	6-1	18,19,16,27,18,61	Peca	0-2	7-8	25-37	Leclaire/Lalime	18,690
18	11/15	at MIN	SOL	08-07-03	2-3	20,61	Zidlicky	0-1	2-3	26-30	Backstrom/Mason	18,568
19	11/18	EDM	L	08-08-03	2-7	20,61p	Pouliot	1-7	1-3	39-19	Roloso/Leclaire	12,689
20	11/22	at ATL	W	09-08-03	2-0	61,18	Nash	0-3	2-2	31-15	Mason/Pavelec	15,561
21	11/26	PHX	L	09-09-03	2-3	20,25	Tikhonov	0-8	5-6	40-25	Tellqvist/Mason	14,566
22	11/28	at DET	L	09-10-03	3-5	91,51,51	Hossa	0-6	3-5	16-35	Osgood/Leclaire	20,666
23	11/29	WSH	W	10-10-03	3-0	14,61,61s	Torres	0-3	5-5	31-26	Mason/Johnson	17,448
24	12/1	VAN	W	11-10-03	3-2	33p,17,20	Huselius	1-8	2-4	29-32	Mason/Schneider	13,299
25	12/4	at SJ	L	11-11-03	2-3	61,33	Thornton	0-2	4-6	31-22	Nabokov/Mason	17,496
26	12/6	at LA	L	11-12-03	0-3	-	Simmonds	0-4	2-2	23-18	LaBarbera/Mason	15,235
27	12/7	at ANA	L	11-13-03	3-5	16p,10,33	Ryan	1-6	3-3	32-34	Giguere/Mason	16,914
28	12/11	NSH	SOW	12-13-03	2-1	22,93x	Voracek	0-4	3-3	36-26	Mason/Ellis	13,484
29	12/13	NVI	W	13-13-03	3-1	33p,25,17	Chimera	1-2	3-3	35-25	Mason/MacDonald	15,443
30	12/14	at CHI	L	13-14-03	1-3	33	Havlat	0-1	2-3	32-31	Huet/Mason	21,379
31	12/17	SJ	OTW	14-14-03	2-1	19,18	Umberger	0-3	5-5	32-48	Mason/Nabokov	13,884
32	12/18	at DAL	SOL	14-14-04	5-6	61,16p,18,20,61	Richards	1-4	2-4	28-17	Turco/Leclaire	16,281
33	12/20	at PHX	L	14-15-04	0-2	-	Reinprecht	0-2	3-3	33-24	Bryzgalov/Mason	16,125
34	12/23	LA	L	14-16-04	0-3	-	Ivanans	0-5	3-3	24-42	Quick/Mason	15,145
35	12/27	PHI	W	15-16-04	3-0	8,17p,27	Hejda	1-6	3-3	33-20	Mason/Niittymaki	18,402+
36	12/29	at LA	W	16-16-04	2-0	10p,61	Russell	1-3	4-4	25-24	Mason/Quick	18,118
37	12/31	at ANA	W	17-16-04	2-0	11,19	MacDonald	0-4	5-5	29-27	Mason/Giguere	16,758
38	1/2	at COL	W	18-16-04	6-1	20,61ps,20,22,93,18p	Nash	1-4	6-6	30-24	Mason/Budaj	14,482
39	1/3	at STL	L	18-17-04	2-5	22,33	Tkachuk	0-5	5-9	22-27	Legace/Mason	19,150
40	1/6	at DET	L	18-18-04	0-3	-	Datsyuk	0-3	2-4	23-40	Conklin/Mason	19,717
41	1/9	at WSH	W	19-18-04	3-0	18,51p,40p	Umberger	2-7	6-6	23-45	Mason/Theodore	18,277
42	1/10	MIN	W	20-18-04	4-2	28,15,28,28	Filatov	0-2	2-3	32-23	Mason/Harding	16,605
43	1/13	COL	W	21-18-04	4-3	93,18p,20,19	Peca	1-4	3-4	27-26	Mason/Raycroft	15,343
44	1/16	NJ	L	21-19-04	1-2	27	Madden	0-3	0-1	27-28	Weekes/Mason	17,738
45	1/18	at VAN	SOW	22-19-04	6-5	27,29p,61,22,14,29x	Williams	1-2	3-4	28-30	Mason/Luongo	18,630
46	1/20	at EDM	L	22-20-04	3-4	40,3,29	Hemsky	0-2	1-2	23-22	Roloso/Mason	16,839
47	1/21	at CGY	SOL	22-20-05	4-5	18,18p,93,61s	Bertuzzi	1-5	5-6	33-31	Kiprusoff/Mason	19,289
48	1/27	DET	OTW	23-20-05	3-2	61s,61p,61	Nash	1-3	1-2	23-23	Mason/Osgood	16,348
49	1/30	OTT	L	24-20-05	1-0	93	Voracek	0-6	5-5	25-18	Mason/Auld	17,080
50	1/31	DAL	L	24-21-05	3-7	20,51p,40	Neal	1-4	3-3	38-31	Turco/Dubielewicz	18,049
51	2/3	STL	L	24-22-05	2-4	18p,51	Boyes	1-5	4-4	35-22	Mason/Mason	13,560
52	2/6	at PIT	L	24-23-05	1-4	51p	Sykora	1-5	0-1	34-25	Flury/Dubielewicz	17,050
53	2/7	SJ	OTW	25-23-05	2-3	29p,61,5	Backman	0-1	4-5	20-30	LaCosta/Nabokov	18,144+
54	2/10	COL	W	26-23-05	3-0	17,29,33	Murray	0-2	3-3	30-31	LaCosta/Budaj	14,506
55	2/13	DET	W	27-23-05	3-2	14,25,29	Williams	0-4	4-4	25-34	Mason/Osgood	18,802+
56	2/14	at CAR	W	28-23-05	5-1	22,20p,18p,27,20	Huselius	2-4	3-3	20-27	Mason/Ward	18,680
57	2/16	DAL	SOL	28-23-06	2-3	18p,18	Neal	1-6	3-3	43-22	Turco/Flury	15,006
58	2/18	STL	W	29-23-06	4-3	51p,27,61,17	Murray	1-3	4-5	21-24	Mason/Mason	14,305
59	2/19	at TOR	SOW	30-23-06	4-3	61,18,20,61x	Nash	0-2	4-5	34-35	Mason/Pogge	19,179
60	2/21	ANA	L	30-24-06	2-5	61p,20p	Perry	2-8	1-2	28-13	Giguere/Mason	18,628+
61	2/24	at CGY	L	30-25-06	1-4	18	Phaneuf	0-4	1-2	29-28	Kiprusoff/Mason	19,289
62	2/26	at EDM	W	31-25-06	1-0	14	Torres	0-4	2-2	32-19	Mason/Roloso	18,639
63	3/1	at VAN	L	31-26-06	1-3	61	Kesler	0-5	4-5	20-30	Luongo/Mason	18,630
64	3/3	LA	W	32-26-06	5-4	93,14p,27,12,27	Malhotra	1-1	2-3	25-26	Mason/Quick	15,049
65	3/5	at NSH	L	32-27-06	2-4	29,61	Sullivan	0-3	2-2	33-23	Rinne/Mason	13,064
66	3/7	at DET	W	33-27-06	8-2	14,18,29,61s,61,18,17,61	Williams	1-2	6-6	28-46	Mason/Osgood	20,066
67	3/10	BOS	W	34-27-06	2-0	14p,61	Torres	1-3	3-3	34-35	Mason/Thomas	16,675
68	3/12	PIT	SOW	35-27-06	4-3	20,29,50,20x	Huselius	0-6	3-4	28-41	Mason/Flury	19,167+
69	3/13	at CHI	W	36-27-06	5-3	50,20,50p,14,61s	Torres	1-2	4-6	22-30	Dubielewicz/Huet	22,176
70	3/15	DET	L	36-28-06	0-4	-	Hossa	0-4	4-5	23-30	Osgood/Mason	18,685+
71	3/18	CHI	OTW	37-28-06	4-3	18,15,61,50	Vermette	0-5	6-7	28-27	Mason/Huet	15,190
72	3/21	at FLA	W	38-28-06	3-1	14,14,50	Torres	0-1	3-3	27-23	Mason/Vokoun	17,032
73	3/24	at TB	OTL	38-28-07	1-2	8	St. Louis	0-3	0-1	34-17	McKenna/Mason	14,454
74	3/26	CGY	W	39-28-07	5-0	27,29p,14,18,29p	Malhotra	2-5	7-7	36-33	Mason/Kiprusoff	16,327
75	3/28	at STL	SOL	39-28-08	3-4	50s,20,61	Perron	0-3	5-5	27-28	Mason/Mason	19,250
76	3/29	STL	L	39-29-08	2-5	51p,61	Perron	1-4	5-6	28-27	Mason/Mason	17,095
77	3/31	NSH	W	40-29-08	2-1	18,14	Torres	0-2	2-2	33-22	Mason/Rinne	14,495
78	4/4	at NSH	SOL	40-29-09	4-5	61,12,61p,29	Koistinen	1-3	6-7	23-33	Rinne/Mason	16,750
79	4/5	CHI	OTL	40-29-10	0-1	-	Versteeg	0-3	3-3	20-25	Khabibulin/Mason	15,957
80	4/8	at CHI	SOW	41-29-10	4-3	50,29,61,51x	Tyutin	0-1	2-3	22-27	Mason/Khabibulin	21,536
81	4/10	at STL	L	41-30-10	1-3	12	Tkachuk	0-0	4-6	17-25	Mason/Mason	19,250
82	4/11	MIN	L	41-31-10	3-6	61,40,15	Gaborik	0-3	5-6	28-28	Harding/Mason	19,013

# HOME/ROAD GAME-BY-GAME

## HOME (25-13-3, 53 PTS.)

Gm	Date	Opponent	Result	Record	Score	CBJ Goal Scorers
1	10/17	NSH	W	02-02-00	5-3	61,28,93,61p,25p
2	10/21	VAN	W	03-03-00	4-2	25,20p,15,61
3	10/24	NYR	L	03-04-00	1-3	93
4	10/27	ANA	L	03-06-00	2-3	12s,16
5	11/1	CHI	SOL	04-06-01	3-4	18p,51s,20
6	11/5	EDM	W	05-06-02	5-4	20p,16,18,33,27
7	11/7	MTL	W	06-06-02	4-3	18,3,33,20x
8	11/8	CGY	W	07-06-02	3-1	25,16,27
9	11/12	PHX	L	07-07-02	2-5	61p,16
10	11/18	EDM	L	08-08-03	2-7	20,61p
11	11/26	PHX	L	09-09-03	2-3	20,25
12	11/29	WSH	W	10-10-03	3-0	14,61,61s
13	12/1	VAN	W	11-10-03	3-2	33p,17,20
14	12/11	NSH	SOW	12-13-03	2-1	22,93x
15	12/13	NYI	W	13-13-03	3-1	33p,25,17
16	12/17	SJ	OTW	14-14-03	2-1	19,18
17	12/23	LA	L	14-16-04	0-3	-
18	12/27	PHI	W	15-16-04	3-0	8,17p,27
19	1/10	MIN	W	20-18-04	4-2	28,15,28,28
20	1/13	COL	W	21-18-04	4-3	93,18p,20,19
21	1/16	NJ	L	21-19-04	1-2	27
22	1/27	DET	OTW	23-20-05	3-2	61s,61p,61
23	1/30	OTT	W	24-20-05	1-0	93
24	1/31	DAL	L	24-21-05	3-7	20,51p,40
25	2/3	STL	L	24-22-05	2-4	18p,51
26	2/7	SJ	OTW	25-23-05	3-3	29,61,5
27	2/10	COL	W	26-23-05	3-0	17,29,33
28	2/13	DET	W	27-23-05	3-2	14,25,29
29	2/16	DAL	SOL	28-23-06	2-3	18p,18
30	2/18	STL	W	29-23-06	4-3	51p,27,61,17
31	2/21	ANA	L	30-24-06	2-5	61p,20p
32	3/3	LA	W	32-26-06	5-4	93,14p,27,12,27
33	3/10	BOS	W	34-27-06	2-0	14p,61
34	3/12	PIT	SOW	35-27-06	4-3	20,29,50,20x
35	3/15	DET	L	36-28-06	0-4	-
36	3/18	CHI	OTW	37-28-06	4-3	18,15,61,50
37	3/26	CGY	W	39-28-07	5-0	27,29p,14,18,29p
38	3/29	STL	L	39-29-08	2-5	51p,61
39	3/31	NSH	W	40-29-08	2-1	18,14
40	4/5	CHI	OTL	40-29-10	0-1	-
41	4/11	MIN	L	41-31-10	3-6	61,40,15

GWG	PP	PK	SF-SA	W/L Goalie	Attn.
Nash	2-4	5-5	28-30	Leclaire/Ellis	17,930
Dorsett	1-4	3-4	32-25	Leclaire/Luong	12,057
Dubinsky	0-6	6-7	26-32	Lundqvist/Leclaire	14,724
Selanne	0-6	4-5	32-24	Giguere/Norrena	10,494
Toews	1-10	2-4	51-24	Huet/Norrena	14,680
Malhotra	1-6	4-5	38-26	Mason/Roloso	11,228
Huselius	0-8	5-7	28-37	Mason/Halak	14,603
Brassard	0-7	5-6	28-23	Mason/McElhinney	14,088
Porter	1-4	5-5	33-30	Bryzgalov/Mason	11,350
Pouliot	1-7	1-3	39-19	Rozolov/Leclaire	12,689
Tikhonov	0-8	5-6	40-25	Tellqvist/Mason	14,569
Torres	0-3	5-5	31-26	Mason/Johnson	17,448
Huselius	1-8	2-4	29-32	Mason/Schneider	13,299
Voracek	0-4	3-3	36-26	Mason/Ellis	13,484
Chimera	1-2	3-3	35-25	Mason/McDonald	15,443
Umberger	0-3	5-5	32-48	Mason/Nabokov	13,884
Ivanans	0-5	3-3	24-42	Quick/Mason	15,145
Hejda	1-6	3-3	33-20	Mason/Nittymaki	18,402+
Filatov	0-2	2-3	32-23	Mason/Harding	16,605
Peca	1-4	3-4	27-26	Mason/Raycroft	15,343
Madden	0-3	0-1	27-28	Weekes/Mason	17,738
Nash	1-3	1-2	23-23	Mason/Osgood	16,348
Voracek	0-6	5-5	25-18	Mason/Auld	17,080
Neal	1-4	3-3	38-31	Turco/Dublewicz	18,049
Boyes	1-5	4-4	35-31	Mason/Mason	13,560
Backman	0-1	4-5	20-30	LaCosta/Nabokov	18,144+
Murray	0-2	3-3	30-31	LaCosta/Budaj	14,506
Williams	0-4	4-4	25-34	Mason/Osgood	18,802+
Neal	1-6	3-3	43-22	Turco/Mason	15,006
Murray	1-3	4-5	21-24	Mason/Mason	14,305
Perry	2-8	1-2	28-13	Giguere/Mason	18,628+
Malhotra	1-1	2-3	25-26	Mason/Quick	15,049
Torres	1-3	3-3	34-35	Mason/Thomas	16,675
Huselius	0-6	3-4	28-41	Mason/Fluey	19,167+
Hossa	0-4	4-5	23-30	Osgood/Mason	18,685+
Vermette	0-5	6-7	28-27	Mason/Huet	15,190
Malhotra	2-5	7-7	36-33	Mason/Kiprusoff	16,327
Perron	1-4	5-6	28-27	Mason/Mason	17,095
Torres	0-2	2-2	33-22	Mason/Rinne	14,495
Versteeg	0-3	3-3	20-25	Khabibulin/Mason	15,957
Gaborik	0-3	5-6	28-28	Harding/Mason	19,013

## ROAD (16-18-7, 39 PTS.)

Gm	Date	Opponent	Result	Record	Score	CBJ Goal Scorers
1	10/10	at DAL	OTW	01-00-00	5-4	93,20,17,16,61
2	10/11	at PHX	L	01-01-00	1-3	16p
3	10/14	at SJ	L	01-02-00	2-5	20p,5p
4	10/18	at NSH	L	02-03-00	3-6	25,3,61
5	10/25	at MIN	L	03-05-00	1-2	97
6	10/30	at COL	W	04-06-00	4-2	16,25,17,8
7	11/3	at NYI	OTL	04-06-02	3-4	3,18p,18
8	11/14	at BUF	W	08-07-02	6-1	18,19,16,27,18,61
9	11/15	at MIN	SOL	08-07-03	2-3	20,61
10	11/22	at ATL	W	09-08-03	2-0	61,18
11	11/28	at DET	L	09-10-03	3-5	91,51,51
12	12/4	at SJ	L	11-11-03	2-3	61,33
13	12/6	at LA	L	11-12-03	0-3	-
14	12/7	at ANA	L	11-13-03	3-5	16p,10,33
15	12/14	at CHI	L	13-14-03	1-3	33
16	12/18	at DAL	SOL	14-14-04	5-6	61,16p,18,20,61
17	12/20	at PHX	L	14-15-04	0-2	-
18	12/29	at LA	W	16-16-04	2-0	10p,61
19	12/31	at ANA	W	17-16-04	2-0	11,19
20	1/2	at COL	W	18-16-04	6-1	20,61ps,20,22,93,18p
21	1/3	at STL	L	18-17-04	2-5	22,33
22	1/6	at DET	L	18-18-04	0-3	-
23	1/9	at WSH	W	19-18-04	3-0	18,51p,40p
24	1/18	at VAN	SOW	22-19-04	6-5	27,29p,61,22,14,29x
25	1/20	at EDM	L	22-20-04	3-4	40,3,29
26	1/21	at CGY	SOL	22-20-05	4-5	18,18p,93,61s
27	2/6	at PIT	L	24-23-05	1-4	51p
28	2/14	at CAR	W	28-23-05	5-1	22,20p,18p,27,20
29	2/19	at TOR	SOW	30-23-06	4-3	61,18,20,61x
30	2/24	at CGY	L	30-25-06	1-4	18
31	2/26	at EDM	W	31-25-06	1-0	14
32	3/1	at VAN	L	31-26-06	1-3	61
33	3/5	at NSH	L	32-27-06	2-4	29,61
34	3/7	at DET	W	33-27-06	8-2	14,18,29,61s,61,18,17,61
35	3/13	at CHI	W	36-27-06	5-3	50,20,50p,14,61s
36	3/21	at FLA	W	38-28-06	3-1	14,14,50
37	3/24	at TB	OTL	38-28-07	1-2	8
38	3/28	at STL	SOL	39-28-08	3-4	50s,20,61
39	4/4	at NSH	SOL	40-29-09	4-5	61,12,61p,29
40	4/8	at CHI	SOW	41-29-10	4-3	50,29,61,51x
41	4/10	at STL	L	41-30-10	1-3	12

GWG	PP	PK	SF-SA	W/L Goalie	Attn.
Nash	0-3	6-7	27-31	Leclaire/Turco	18,532
Mueller	1-4	5-7	29-30	Bryzgalov/Leclaire	17,125
Marleau	2-6	1-2	33-25	Nabokov/Leclaire	17,496
Erat	0-4	4-4	26-30	Ellis/Norrena	13,259
Nolan	0-2	4-4	26-23	Backstrom/Norrena	18,568
Murray	0-0	2-4	32-17	Norrena/Raycroft	14,945
Campoli	1-7	2-2	34-29	McDonald/Norrena	10,184
Peca	0-2	7-8	25-37	Leclaire/Lalime	18,690
Zidlicky	0-1	2-3	26-30	Backstrom/Mason	18,568
Nash	0-3	2-2	31-15	Mason/Pavelec	15,561
Hossa	0-6	3-5	16-35	Osgood/Leclaire	20,066
Thornton	0-2	4-6	31-22	Nabokov/Mason	17,496
Simmonds	0-4	2-2	23-18	LaBarbera/Mason	15,235
Ryan	1-6	3-3	32-34	Giguere/Mason	16,914
Havlat	0-1	2-3	32-31	Huet/Mason	21,379
Richards	1-4	2-4	28-17	Turco/Leclaire	16,281
Reinprecht	0-2	3-3	33-24	Bryzgalov/Mason	16,125
Russell	1-3	4-4	25-24	Mason/Quick	18,118
MacDonald	0-4	5-5	29-27	Mason/Giguere	16,758
Nash	1-4	6-6	30-24	Mason/Budaj	14,482
Tkachuk	0-5	5-9	22-27	Legace/Mason	19,150
Datsyuk	0-3	2-4	23-40	Conklin/Mason	19,717
Umberger	2-7	6-6	23-45	Mason/Theodore	18,277
Williams	1-2	3-4	28-30	Mason/Luong	18,630
Hemsky	0-2	1-2	23-22	Roloso/Mason	16,839
Bertuzzi	1-5	5-6	33-31	Kiprusoff/Mason	19,289
Sykora	1-5	0-1	34-25	Fluey/Dublewicz	17,050
Huselius	2-4	3-3	20-27	Mason/Ward	18,680
Nash	0-2	4-5	34-35	Mason/Pogge	19,179
Phaneuf	0-4	1-2	29-28	Kiprusoff/Mason	19,289
Torres	0-4	2-2	32-19	Mason/Roloso	16,839
Kesler	0-5	4-5	20-30	Luongo/Mason	18,630
Sullivan	0-3	2-2	33-23	Rinne/Mason	13,064
Williams	1-2	6-6	28-46	Mason/Osgood	20,066
Torres	1-2	4-6	22-30	Dublewicz/Huet	22,176
Torres	0-1	3-3	27-23	Mason/Vokoun	17,032
St. Louis	0-3	0-1	34-17	McKenna/Mason	14,454
Perron	0-3	5-5	27-28	Mason/Mason	19,250
Koistinen	1-3	6-7	23-33	Rinne/Mason	16,750
Tyutin	0-1	2-3	22-27	Mason/Khabibulin	21,536
Tkachuk	0-0	4-6	17-25	Mason/Mason	19,250



## TEAM BY PERIOD

SCORING	1st	2nd	3rd	OT	TOT	AVG
COLUMBUS	63	64	88	5	220	2.68
Opponents	54	83	83	3	223	2.72

SHOTS	1st	2nd	3rd	OT	TOT	AVG
COLUMBUS	756	811	747	56	2,370	28.9
Opponents	704	760	764	53	2,281	27.8

## MISCELLANEOUS RECORD

One-Goal Games:	20-6-10
Two-Goal Games:	12-10
Three-Goal Games:	4-12
Four or More-Goal Games:	5-3

## RECORD VS. NHL

vs. Central Division:	10-10-4
vs. Pacific Division:	6-12-2
vs. Northwest Division:	12-6-2
vs. WESTERN CONFERENCE:	28-28-8

vs. Northeast Division:	5-0-0
vs. Atlantic Division:	3-3-1
vs. Southeast Division:	5-0-1
vs. EASTERN CONFERENCE:	13-3-2

## BLUE JACKETS RECORD WHEN...

BACK-TO-BACK GAMES	Overall	Home	Road
FIRST GAME:	12-6-2	8-1-0	4-5-2
SECOND GAME:	7-9-4	4-3-1	3-6-3

SCORING	Overall	Home	Road
ONE GOAL OR LESS:	2-14-2	1-4-1	1-10-1
TWO GOALS OR LESS:	9-25-4	5-11-2	4-14-2
THREE GOALS:	11-6-3	9-2-1	2-4-2
FOUR GOALS OR MORE:	21-0-3	11-0-0	10-0-3

ALLOWING	Overall	Home	Road
TWO GOALS OR LESS:	28-3-2	17-1-1	11-2-1
THREE GOALS:	9-11-2	6-4-1	3-7-1
FOUR GOALS OR MORE:	4-17-6	2-8-1	2-9-5

IN OVERTIME:	11-10	7-3	4-7
SCORING A PP GOAL:	19-10-6	12-6-2	7-4-4
SHUTOUT ON THE PP:	22-21-4	13-7-1	9-14-3
ALLOWING A PP GOAL:	20-21-6	13-9-1	7-12-5
KILLING ALL SH SITUATIONS:	21-10-4	12-4-2	9-6-2
SCORING FIRST GOAL:	28-9-4	17-5-0	11-4-4
ALLOWING FIRST GOAL:	13-22-6	8-8-3	5-14-3
LEADING AFTER 1ST PERIOD:	20-6-2	12-3-0	8-3-2
TIED AFTER 1ST PERIOD:	16-12-6	11-3-2	5-9-4
TRAILING AFTER 1ST PERIOD:	5-13-2	2-7-1	3-6-1
LEADING AFTER 2ND PERIOD:	21-3-0	12-2-0	9-1-0
TIED AFTER 2ND PERIOD:	16-3-6	13-0-2	3-3-4
TRAILING AFTER 2ND PERIOD:	4-25-4	0-10-1	4-15-3
LEADING IN SHOTS:	19-18-6	13-9-3	6-9-3
TRAILING IN SHOTS:	21-12-4	11-4-1	10-8-3
SHOTS ARE TIED:	1-1-0	1-1-0	0-0-0

## RECORD BY MONTH

	Record	PTS
October	4-6-0	8
November	6-4-3	15
December	7-6-1	15
January	7-5-1	15
February	7-4-1	15
March	9-4-2	20
April	1-2-2	4
<b>TOTALS</b>	<b>41-31-10</b>	<b>92</b>

## RECORD BY DAY

	Record	PTS
Monday	2-1-2	6
Tuesday	7-7-1	15
Wednesday	6-2-1	13
Thursday	6-2-1	13
Friday	9-5-0	18
Saturday	10-9-4	24
Sunday	1-5-1	3
<b>TOTALS</b>	<b>41-31-10</b>	<b>92</b>



## SPECIAL TEAMS

POWER PLAY	G	A	PTS
Rick Nash, LW	6	13	19
Fedor Tyutin, D	5	12	17
Jason Williams, C	7	7	14
Kristian Huselius, LW	5	9	14
Antoine Vermette, C	3	9	12
R.J. Umberger, C	9	2	11
Kris Russell, D	1	10	11
Derick Brassard, C	3	4	7
Fredrik Modin, LW	2	5	7
Manny Malhotra, C	0	6	6
Jakub Voracek, RW	0	4	4
Raffi Torres, LW	2	0	2
Jared Boll, RW	1	1	2
Jason Chimera, LW	1	1	2
Mike Commodore, D	0	2	2
Rostislav Klesla, D	0	2	2
Andrew Murray, C	1	0	1
Michael Peca, C	0	1	1

SHORTHANDED	G	A	PTS
Rick Nash, LW	5	1	6
Fedor Tyutin, D	1	0	1
Antoine Vermette, C	1	0	1
Jiri Novotny, C	1	0	1
R.J. Umberger, C	0	1	1
Andrew Murray, C	0	1	1
Manny Malhotra, C	0	1	1
Michael Peca, C	0	1	1
Jan Hejda, D	0	1	1

## POWER PLAY

	PPG	ATT	PCT	RANK
Overall:	41	322	12.7	30th
Home:	23	188	12.2	30th
Road:	18	134	13.4	27th

12 shorthanded goals against (27th)

## PENALTY KILLING

	GA	ATT	PCT	RANK
Overall:	62	346	82.1	13th
Home:	27	174	84.5	8th
Road:	35	172	79.6	20th

8 shorthanded goals scored (12th-T)

## PENALTIES

	GP	PIM	AVG	RANK
Overall:	82	1,227	15.0	21st

## SITUATIONAL SCORING

	GF	GA
5 ON 5	155	134
5 ON 4	39	9
5 ON 3	1	0
4 ON 4	9	8
4 ON 3	1	0
3 ON 3	0	1
3 ON 4	0	1
3 ON 5	0	6
4 ON 5	7	55
Empty Net	7	9
Penalty Shots	1	0
<b>TOTALS</b>	<b>220</b>	<b>223</b>

## HAT TRICKS

### BLUE JACKETS - 3

Goals	Player	Date	Opp	Result
3	Nikita Filatov	Jan. 10	MIN	W, 4-2
3	Rick Nash	Jan. 27	DET	OTW, 3-2
3	Rick Nash	Mar. 7	at DET	W, 8-2

### OPPONENT - 1

Goals	Player	Date	Opp	Result
3	Loui Eriksson	Dec. 18	at DAL	SOL, 5-6

## EXTRA ATTACKER GOALS

### BLUE JACKETS - 2

Date	Opp	Goal Scorer	Time	Score
Dec. 7	at ANA	Fredrik Modin	19:14 3rd	L, 3-5
Dec. 18	at DAL	Rick Nash	1:34 1st	SOL, 5-6

### OPPONENT - 4

Date	Opp	Goal Scorer	Time	Score
Nov. 3	at NYI	Chris Campoli	14:15 2nd	OTL, 3-4
Nov. 7	MTL	Sergei Kostitsyn	19:19 3rd	SOW, 4-3
Dec. 4	at SJ	Joe Thornton	7:41 3rd	L, 2-3
Feb. 24	at CGY	Mike Cammalleri	15:12 2nd	L, 1-4

## SHUTOUTS

### BY BLUE JACKETS - 11

Date	Opp	Goaltender	SV/Res.
Nov. 22	at ATL	Steve Mason	15/2-0
Nov. 29	DAL	Steve Mason	26/3-0
Dec. 27	PHI	Steve Mason	20/3-0
Dec. 29	at LA	Steve Mason	24/2-0
Dec. 31	at ANA	Steve Mason	27/2-0
Jan. 9	at WSH	Steve Mason	45/3-0
Jan. 30	OTT	Steve Mason	30/1-0
Feb. 10	COL	Dan LaCosta	31/3-0
Feb. 26	at EDM	Steve Mason	19/1-0
Mar. 10	BOS	Steve Mason	35/2-0
Mar. 26	CGY	Steve Mason	33/5-0

### BY OPPONENTS - 6

Date	Opp	Goaltender	SV/Res.
Dec. 6	at LA	Jason LaBarbera	23/0-3
Dec. 20	at PHX	Ilya Bryzgalov	33/0-2
Dec. 23	LA	Jonathan Quick	24/0-3
Jan. 6	at DET	Ty Conklin	23/0-3
Mar. 15	DET	Chris Osgood	23/0-4
Apr. 5	CHI	Nikolai Khabibulin	20/0-1 OT

## SPECIAL TEAMS GAME-BY-GAME

## OCTOBER

Gm	Date	Opponent	Power Play	Season Total	Season PCT	Penalties Killed	Season Total	Season PCT
1	Oct. 10	at Dallas	0 of 3	0 of 3	0.0	6 of 7	6 of 7	85.7
2	Oct. 11	at Phoenix	1 of 4	1 of 7	14.3	5 of 7	11 of 14	78.6
3	Oct. 14	at San Jose	2 of 6	3 of 13	23.0	1 of 2	12 of 16	75.0
4	Oct. 17	Nashville	2 of 4	5 of 17	29.4	5 of 5	17 of 21	81.0
5	Oct. 18	at Nashville	0 of 4	5 of 21	23.8	4 of 4	21 of 25	84.0
6	Oct. 21	Vancouver	1 of 4	6 of 25	24.0	3 of 4	24 of 29	82.8
7	Oct. 24	NY Rangers	0 of 6	6 of 31	19.4	7 of 8	31 of 37	83.8
8	Oct. 25	at Minnesota	0 of 2	6 of 33	18.2	4 of 4	35 of 41	85.4
9	Oct. 27	Anaheim	0 of 6	6 of 39	15.4	4 of 5	39 of 46	84.8
10	Oct. 30	at Colorado	0 of 0	6 of 39	15.4	2 of 4	41 of 50	82.0
<b>October Totals</b>				<b>6 of 39</b>	<b>15.4</b>		<b>41 of 50</b>	<b>82.0</b>
<b>Season Cumulative</b>				<b>6 of 39</b>	<b>15.4</b>		<b>41 of 50</b>	<b>82.0</b>

## NOVEMBER

11	Nov. 1	Chicago	1 of 10	7 of 49	14.3	2 of 4	43 of 54	79.6
12	Nov. 3	NY Islanders	1 of 7	8 of 56	14.3	2 of 2	45 of 56	80.4
13	Nov. 5	Edmonton	1 of 6	9 of 62	14.5	4 of 5	49 of 61	80.3
14	Nov. 7	Montreal	0 of 8	9 of 70	12.9	5 of 7	54 of 68	79.4
15	Nov. 8	Calgary	0 of 7	9 of 77	11.7	5 of 6	59 of 74	79.7
16	Nov. 12	Phoenix	1 of 4	10 of 81	12.3	5 of 5	64 of 79	81.0
17	Nov. 14	at Buffalo	0 of 2	10 of 83	12.0	7 of 8	71 of 87	81.6
18	Nov. 15	at Minnesota	0 of 1	10 of 84	11.9	2 of 3	73 of 90	81.1
19	Nov. 18	Edmonton	1 of 7	11 of 91	12.1	1 of 3	74 of 93	79.6
20	Nov. 22	at Atlanta	0 of 3	11 of 94	11.7	2 of 2	76 of 95	80.0
21	Nov. 26	Phoenix	0 of 8	11 of 102	10.8	5 of 6	81 of 101	80.2
22	Nov. 28	at Detroit	0 of 6	11 of 108	10.2	3 of 5	84 of 106	79.2
23	Nov. 29	Washington	0 of 3	11 of 111	9.9	5 of 5	89 of 111	80.2
<b>November Totals</b>				<b>5 of 72</b>	<b>6.9</b>		<b>48 of 61</b>	<b>78.7</b>
<b>Season Cumulative</b>				<b>11 of 111</b>	<b>9.9</b>		<b>89 of 111</b>	<b>80.2</b>

## DECEMBER

24	Dec. 1	Vancouver	1 of 8	12 of 119	10.1	2 of 4	91 of 115	79.1
25	Dec. 4	at San Jose	0 of 2	12 of 121	9.9	4 of 6	95 of 121	78.5
26	Dec. 6	at Los Angeles	0 of 4	12 of 125	9.6	2 of 2	97 of 123	78.9
27	Dec. 7	at Anaheim	1 of 6	13 of 131	9.9	3 of 3	100 of 126	79.4
28	Dec. 11	Nashville	0 of 4	13 of 135	9.6	3 of 3	103 of 129	79.8
29	Dec. 13	NY Islanders	1 of 2	14 of 137	10.2	3 of 3	106 of 132	80.3
30	Dec. 14	at Chicago	0 of 1	14 of 138	10.1	2 of 3	108 of 135	80.0
31	Dec. 17	San Jose	0 of 3	14 of 141	9.9	5 of 5	113 of 140	80.7
32	Dec. 18	at Dallas	1 of 4	15 of 145	10.3	2 of 4	115 of 144	79.9
33	Dec. 20	at Phoenix	0 of 2	15 of 147	10.2	3 of 3	118 of 147	80.3
34	Dec. 23	Los Angeles	0 of 5	15 of 152	9.9	3 of 3	121 of 150	80.7
35	Dec. 27	Philadelphia	1 of 6	16 of 158	10.1	3 of 3	124 of 153	81.1
36	Dec. 29	at Los Angeles	1 of 3	17 of 161	10.6	4 of 4	128 of 157	81.5
37	Dec. 31	at Anaheim	0 of 4	17 of 165	10.3	5 of 5	133 of 162	82.1
<b>December Totals</b>				<b>6 of 54</b>	<b>11.1</b>		<b>44 of 51</b>	<b>86.3</b>
<b>Season Cumulative</b>				<b>17 of 165</b>	<b>10.3</b>		<b>133 of 162</b>	<b>82.1</b>

JANUARY		Power Play	Season Total	Season PCT	Penalties Killed	Season Total	Season PCT
Gm	Date	Opponent					
38	Jan. 2	at Colorado	1 of 4	18 of 169	10.7	6 of 6	139 of 168
39	Jan. 3	at St. Louis	0 of 5	18 of 174	10.3	5 of 9	144 of 177
40	Jan. 6	at Detroit	0 of 3	18 of 177	10.2	2 of 4	146 of 181
41	Jan. 9	at Washington	2 of 7	20 of 184	10.9	6 of 6	152 of 187
42	Jan. 10	Minnesota	0 of 2	20 of 186	10.8	2 of 3	154 of 190
43	Jan. 13	Colorado	1 of 4	21 of 190	11.1	3 of 4	157 of 194
44	Jan. 16	New Jersey	0 of 3	21 of 193	10.9	0 of 1	157 of 195
45	Jan. 18	at Vancouver	1 of 2	22 of 195	11.3	3 of 4	160 of 199
46	Jan. 20	at Edmonton	0 of 2	22 of 197	11.2	1 of 2	161 of 201
47	Jan. 21	at Calgary	1 of 5	23 of 202	11.4	5 of 6	166 of 207
48	Jan. 27	Detroit	1 of 3	24 of 205	11.7	1 of 2	167 of 209
49	Jan. 30	Ottawa	0 of 6	24 of 211	11.4	5 of 5	172 of 214
50	Jan. 31	Dallas	1 of 4	25 of 215	11.6	3 of 3	175 of 217
<b>January Totals</b>				<b>8 of 50</b>	<b>16.0</b>	<b>42 of 56</b>	<b>75.0</b>
<b>Season Cumulative</b>				<b>25 of 215</b>	<b>11.6</b>	<b>175 of 217</b>	<b>80.7</b>

FEBRUARY		Power Play	Season Total	Season PCT	Penalties Killed	Season Total	Season PCT
Gm	Date	Opponent					
51	Feb. 3	St. Louis	1 of 5	26 of 220	11.8	4 of 4	179 of 221
52	Feb. 6	at Pittsburgh	1 of 5	27 of 225	12.0	0 of 1	179 of 222
53	Feb. 7	San Jose	0 of 1	27 of 226	11.9	4 of 5	183 of 227
54	Feb. 10	Colorado	0 of 2	27 of 228	11.8	3 of 3	186 of 230
55	Feb. 13	Detroit	0 of 4	27 of 232	11.6	4 of 4	190 of 234
56	Feb. 14	at Carolina	2 of 4	29 of 236	12.3	3 of 3	193 of 237
57	Feb. 16	Dallas	1 of 6	30 of 242	12.6	3 of 3	196 of 240
58	Feb. 18	St. Louis	1 of 3	31 of 245	12.7	4 of 5	200 of 245
59	Feb. 19	at Toronto	0 of 2	31 of 247	12.6	4 of 5	204 of 250
60	Feb. 21	Anaheim	2 of 8	33 of 255	12.9	1 of 2	205 of 252
61	Feb. 24	at Calgary	0 of 4	33 of 259	12.7	1 of 2	206 of 254
62	Feb. 26	at Edmonton	0 of 4	33 of 263	12.5	2 of 2	208 of 256
<b>February Totals</b>				<b>8 of 48</b>	<b>16.7</b>	<b>33 of 39</b>	<b>84.6</b>
<b>Season Cumulative</b>				<b>33 of 263</b>	<b>12.5</b>	<b>208 of 256</b>	<b>81.3</b>

MARCH		Power Play	Season Total	Season PCT	Penalties Killed	Season Total	Season PCT
Gm	Date	Opponent					
63	Mar. 1	at Vancouver	0 of 5	33 of 268	12.3	4 of 5	212 of 261
64	Mar. 3	Los Angeles	1 of 1	34 of 269	12.6	2 of 3	214 of 264
65	Mar. 5	at Nashville	0 of 3	34 of 272	12.5	2 of 2	216 of 266
66	Mar. 7	at Detroit	1 of 2	35 of 274	12.8	6 of 6	222 of 272
67	Mar. 10	Boston	1 of 3	36 of 277	13.0	3 of 3	225 of 275
68	Mar. 12	Pittsburgh	0 of 6	36 of 283	12.7	3 of 4	228 of 279
69	Mar. 13	at Chicago	1 of 2	37 of 285	13.0	4 of 6	232 of 285
70	Mar. 15	Detroit	0 of 4	37 of 289	12.8	4 of 5	236 of 290
71	Mar. 18	Chicago	0 of 5	37 of 294	12.6	6 of 7	242 of 297
72	Mar. 21	at Florida	0 of 1	37 of 295	12.5	3 of 3	245 of 300
73	Mar. 24	at Tampa Bay	0 of 3	37 of 298	12.4	0 of 1	245 of 301
74	Mar. 26	Calgary	2 of 5	39 of 303	12.9	7 of 7	252 of 308
75	Mar. 28	at St. Louis	0 of 3	39 of 306	12.7	5 of 5	257 of 313
76	Mar. 29	St. Louis	1 of 4	40 of 310	12.9	5 of 6	262 of 319
77	Mar. 31	Nashville	0 of 2	40 of 312	12.8	2 of 2	264 of 321
<b>March Totals</b>				<b>7 of 49</b>	<b>14.3</b>	<b>56 of 65</b>	<b>86.2</b>
<b>Season Cumulative</b>				<b>40 of 312</b>	<b>12.8</b>	<b>264 of 321</b>	<b>82.2</b>

APRIL		Power Play	Season Total	Season PCT	Penalties Killed	Season Total	Season PCT
Gm	Date	Opponent					
78	Apr. 4	at Nashville	1 of 3	41 of 315	13.0	6 of 7	270 of 328
79	Apr. 5	Chicago	0 of 3	41 of 318	12.9	3 of 3	273 of 331
80	Apr. 8	at Chicago	0 of 1	41 of 319	12.9	2 of 3	275 of 334
81	Apr. 10	at St. Louis	0 of 0	41 of 319	12.9	4 of 6	279 of 340
82	Apr. 11	Minnesota	0 of 3	41 of 322	12.7	5 of 6	284 of 346
<b>April Totals</b>				<b>1 of 10</b>	<b>10.0</b>	<b>20 of 25</b>	<b>80.0</b>
<b>Season Cumulative</b>				<b>41 of 322</b>	<b>12.7</b>	<b>284 of 346</b>	<b>82.1</b>



## ICE TIME/FACE-OFF PERCENTAGE

## TOTAL ICE TIME

PLAYER	GP	TOTAL	AVG.	TOTAL	AVG.	TOTAL	AVG.	TOTAL	AVG.	AVG.
		TOI	TOI	ES TOI	ES TOI	SH TOI	SH TOI	PP TOI	PP TOI	SHIFT
Fedor Tyutin	82	1,928:01	23:30	1,402:16	17:06	215:26	2:37	310:19	3:47	29.9
Mike Commodore	81	1,854:28	22:53	1,471:50	18:10	303:28	3:44	79:10	0:58	29.1
Jan Hejda	82	1,835:22	22:22	1,491:25	18:11	326:10	3:58	17:47	0:13	28.5
Rick Nash	78	1,650:21	21:09	1,192:57	15:17	173:42	2:13	283:42	3:38	28.7
R.J. Umberger	82	1,539:00	18:46	1,143:03	13:56	158:05	1:55	237:52	2:54	26.6
Antoine Vermette	79	1,450:25	18:21	1,038:19	13:08	238:24	3:01	173:42	2:11	23.6
Kristian Huselius	74	1,444:23	19:31	1,147:57	15:30	6:51	0:05	289:35	3:54	24.2
Manny Malhotra	77	1,386:39	18:00	1,085:22	14:05	217:49	2:49	83:28	1:05	26.5
Jason Williams	80	1,268:39	15:51	1,005:47	12:34	4:44	0:03	258:08	3:13	18.7
Marc Methot	66	1,184:54	17:57	1,064:42	16:07	110:23	1:40	9:49	0:08	24.4
Kris Russell	66	1,063:56	16:07	841:51	12:45	3:43	0:03	218:22	3:18	20.9
Jakub Voracek	80	1,013:12	12:39	840:21	10:30	1:19	0:00	171:32	2:08	18.3
Michael Peca	71	1,001:21	14:06	753:38	10:36	184:48	2:36	62:55	0:53	21.1
Christian Backman	56	876:37	15:39	721:34	12:53	30:57	0:33	124:06	2:12	21.1
Fredrik Modin	50	843:46	16:52	656:29	13:07	43:17	0:51	144:00	2:52	23.2
Jason Chimera	49	796:01	16:14	596:08	12:09	95:31	1:56	104:22	2:07	23.3
Andrew Murray	67	755:00	11:16	637:22	9:30	92:07	1:22	25:31	0:22	17.5
Rostislav Klesla	34	713:16	20:58	559:55	16:28	106:49	3:08	46:32	1:22	28.1
Jared Boll	75	667:25	8:53	658:31	8:46	0:47	0:00	8:07	0:06	13
Raffi Torres	51	616:57	12:05	564:47	11:04	0:31	0:00	51:39	1:00	17.6
Jiri Novotny	42	560:22	13:20	486:29	11:34	46:48	1:06	27:05	0:38	18.1
Derek Dorsett	52	462:12	8:53	451:17	8:40	4:15	0:04	6:40	0:07	12.9
Derick Brassard	31	446:56	14:25	340:35	10:59	1:39	0:03	104:42	3:22	19.8
Chris Gratton	24	252:57	10:32	200:54	8:22	50:12	2:05	1:51	0:04	17.3
Ole-Kristian Tollefsen	19	196:22	10:20	183:04	9:38	11:40	0:36	1:38	0:05	15.4
Aaron Rome	8	123:44	15:28	114:13	14:16	3:35	0:26	5:56	0:44	22.3
Alexandre Picard	15	103:15	6:53	101:43	6:46	0:42	0:02	0:50	0:03	10.2
Craig MacDonald	8	85:13	10:39	76:49	9:36	4:41	0:35	3:43	0:27	15.5
Nikita Filatov	8	65:00	8:07	53:30	6:41	0:00	0:00	11:30	1:26	11.9
Maksim Mayorov	3	17:12	5:44	16:15	5:25	0:00	0:00	0:57	0:19	8.3
Michael York	1	13:15	13:15	11:27	11:27	0:00	0:00	1:48	1:48	16
Derek MacKenzie	1	7:15	7:15	7:15	7:15	0:00	0:00	0:00	0:00	12

## FACE-OFF PERCENTAGE

PLAYER	GP	EVEN-STRENGTH		POWER PLAY		SHORTHANDED		TOTAL FACE-OFFS			
		W	L	W	L	W	L	W	L	TOT	FO%
Chris Gratton	24	101	79	0	0	33	16	134	95	229	58.5
Manny Malhotra	77	601	438	56	37	144	104	801	579	1380	58.0
Raffi Torres	51	8	3	3	5	0	0	11	8	19	57.9
Antoine Vermette	79	381	275	99	54	162	141	642	470	1112	57.7
Jiri Novotny	42	139	120	4	6	12	12	155	138	293	52.9
Derek MacKenzie	1	2	2	0	0	0	0	2	2	4	50.0
Michael Peca	71	313	310	25	17	79	95	417	422	839	49.7
Derick Brassard	31	126	136	34	34	1	1	161	171	332	48.5
R.J. Umberger	82	291	329	92	83	21	25	404	437	841	48.0
Jason Williams	80	231	287	48	45	5	2	284	334	618	46.0
Andrew Murray	67	33	43	2	0	4	3	39	46	85	45.9
Derek Dorsett	52	3	4	1	1	0	0	4	5	9	44.4
Jason Chimera	49	14	20	4	3	0	1	18	24	42	42.8
Fredrik Modin	50	8	20	36	49	5	4	49	73	122	40.2
Craig MacDonald	8	4	7	0	0	0	0	4	7	11	36.4
Kristian Huselius	74	10	25	3	7	0	0	13	32	45	28.9
Rick Nash	78	3	5	0	1	2	7	5	13	18	27.8
Jared Boll	75	0	4	0	0	0	0	0	4	4	0.0
Jakub Voracek	80	0	3	0	0	0	0	0	3	3	0.0
Alexandre Picard	15	0	0	0	0	0	0	0	0	0	0.0
Nikita Filatov	8	0	0	0	0	0	0	0	0	0	0.0
Maksim Mayorov	3	0	0	0	0	0	0	0	0	0	0.0
Michael York	1	0	0	0	0	0	0	0	0	0	0.0



## TEAM HIGHS & LOWS

### SCORING

Most goals – game:	8	*	Mar. 7 at Detroit
Most goals – period:	4		Mar. 7 at Detroit, 3rd period
Most goals allowed – game:	7 (2x)		Jan. 31 vs. Dallas – most recent
Most goals allowed – period:	4		Nov. 18 vs. Edmonton, 3rd period
Fewest goals – game:	0 (6x)	^	Apr. 5 vs. Chicago – most recent
Fewest goals allowed – game:	0 (11x)	^	Mar. 26 vs. Calgary – most recent
Most power play goals – game:	2 (6x)		Mar. 26 vs. Calgary – most recent
Most power play goals allowed – game:	4		Jan. 3 at St. Louis
Most power play attempts – game:	10		Nov. 1 vs. Chicago (1 goal)
Most power play attempts allowed – game:	9		Jan. 3 at St. Louis (4 goals)
Most shorthanded goals – game:	1 (8x)		Mar. 28 at St. Louis – most recent
Most shorthanded goals allowed – game:	2 (2x)	^	Apr. 11 vs. Minnesota – most recent
Best power play efficiency (multiple attempts):	2-of-4		Feb. 14 vs. Carolina
Best penalty killing efficiency:	7-of-7		Mar. 26 vs. Calgary
Largest margin of victory:	6	*	Mar. 7 at Detroit
Largest margin of defeat:	5		Nov. 18 vs. Edmonton

### SHOTS

Most shots – game:	51		Nov. 1 vs. Chicago
Most shots – period:	20		Feb. 16 vs. Dallas, 2nd period
Most shots – overtime period:	7	^	Nov. 1 vs. Chicago
Most shots allowed – game:	48		Dec. 17 vs. San Jose
Most shots allowed – period:	21		Dec. 23 vs. Los Angeles, 2nd period
Most shots allowed – overtime period:	5		Dec. 11 vs. Nashville
Fewest shots – game:	16		Nov. 28 at Detroit
Fewest shots – period:	2 (2x)		Dec. 6 at Los Angeles – most recent
Fewest shots – overtime period:	0 (5x)	^	Apr. 8 at Chicago – most recent
Fewest shots allowed – game:	13	*	Feb. 21 vs. Anaheim
Fewest shots allowed – period:	2 (3x)		Feb. 3 vs. St. Louis, 3rd period – most recent
Fewest shots allowed – overtime period:	1 (3x)		Feb. 16 vs. Dallas – most recent

### PENALTIES

Most penalties – game:	17		Mar. 26 vs. Calgary
Most penalties – period:	11		Mar. 26 vs. Calgary, 2nd period
Most penalty minutes – game:	64		Mar. 26 vs. Calgary
Most penalty minutes – period:	52	*	Mar. 26 vs. Calgary, 2nd period
Fewest penalties – game:	1 (2x)	^	Mar. 24 at Tampa Bay – most recent
Fewest penalty minutes – game:	2 (2x)	^	Mar. 24 at Tampa Bay (1 penalty) – most recent

### STREAKS

Longest winning streak – overall:	4 (3x)		Mar. 7-13 – most recent
Longest winning streak – home:	5		Nov. 29-Dec. 17
Longest winning streak – road:	3 (2x)		Mar. 7-21 – most recent
Longest unbeaten streak (pt. earned) – overall:	7		Feb. 7-19 (6-0-1)
Longest unbeaten streak (pt. earned) – home:	5 (3x)		Feb. 7-19 (4-0-1) – most recent
Longest unbeaten streak (pt. earned) – road:	7	*	Mar. 7-Apr. 8 (4-0-3)
Longest regulation losing streak – overall:	3 (4x)		Jan. 31-Feb. 6 – most recent
Longest regulation losing streak – home:	3		Nov. 12-26
Longest regulation losing streak – road:	5		Nov. 28-Dec. 18
Longest streak without a win – overall:	3 (5x)		Jan. 31-Feb. 6 (0-3-0) – most recent
Longest streak without a win – home:	3 (2x)		Nov. 12-26 (0-3-0) – most recent
Longest streak without a win – road:	7		Nov. 28-Dec. 20 (0-6-1)

\*Indicates new team record ^Indicates tied team record

## INDIVIDUAL HIGHS &amp; LOWS

Most goals – game:	3 (3x)	Rick Nash x2, Mar. 7 at Detroit – most recent; Nikita Filatov, Jan. 10 vs. Minnesota
Most assists – game:	4 (2x)	Rick Nash & Kristian Huselius, Mar. 26 vs. Calgary most recent
Most points – game:	4 (3x)	Rick Nash & Kristian Huselius, Mar. 26 vs. Calgary – most recent
Most goals – period:	2 (8x)	Raffi Torres, 3rd period, Mar. 21 at Florida – most recent
Most assists – period:	2 (14x)	Kristian Huselius, 2nd period, Mar. 26 vs. Calgary – most recent
Most points – period:	3	Rick Nash, 2nd period, Jan. 2 at Colorado
Most power play goals – game:	2	Jason Williams, Mar. 26 vs. Calgary
Most shorthanded goals – game:	1 (8x) ^	Antoine Vermette, Mar. 28 at St. Louis – most recent
Most shots on goal – game:	9 (3x)	Rick Nash, Mar. 24 at Tampa Bay – most recent
Most shots on goal – period:	5 (2x)	R.J. Umberger, Jan. 21 at Calgary, 1st period – most recent
Highest Plus/Minus:	+4 (4x) ^	Fedor Tyutin, Mar. 7 at Detroit – most recent
Lowest Plus/Minus:	-4	Rostislav Klesla, Oct. 18 at Nashville
Most penalty minutes – game:	22	Jared Boll, Oct. 30 at Colorado
Most penalty minutes – period:	20	Michael Peca, 2nd period, Oct. 10 at Dallas
Most ice time – forward (regulation game):	25:49	Rick Nash, Dec. 31 at Anaheim
Most ice time – def. (regulation game):	26:51	Fedor Tyutin, Feb. 26 at Edmonton
Most ice time – forward (overtime game):	25:40	Rick Nash, Jan. 21 at Calgary
Most ice time – def. (overtime game):	30:41	Fedor Tyutin, Nov. 7 vs. Montreal
Longest point scoring streak:	7	Manny Malhotra, Jan. 9-21 (2-7-9)
Longest goal-scoring streak:	5	Rick Nash, Nov. 12-22 (5g)
Longest assist-scoring streak:	5	Rick Nash, Dec. 27-Jan. 3 (8a)
Most saves by a goalie – game:	47	Steve Mason, Dec. 17 vs. San Jose
Most saves by a goalie – period:	18 (5x)	Steve Mason, Mar. 7 at Detroit, 2nd period – most recent

## MISCELLANEOUS

Fastest goal to start – game:	0:45	Antoine Vermette, Mar. 13 at Chicago
Fastest goal to start allowed – game:	0:27	Brad Richards, Feb. 16 vs. Dallas
Fastest goal to start – period:	0:15	Rick Nash, Mar. 7 at Detroit, 3rd period
Fastest goal to start allowed – period:	0:27 (2x)	Brad Richards, Feb. 16 vs. Dallas, 1st period – most recent
Fastest two goals:	0:08 *	Nikita Filatov 14:18 (1st) & Jakub Voracek 14:26 (1st), Oct. 17 vs. Nashville
Fastest two goals against:	0:11	Greg de Vries 8:12 (2nd) & Scott Nichol 8:23 (2nd), Oct. 17 vs. Nashville
Fastest three goals:	2:25	R.J. Umberger 6:46 (3rd), Kristian Huselius 8:41 (3rd) & Michael Peca 9:11 (3rd), Jan. 13 vs. Colorado
Fastest three goals against:	1:55 *	Teddy Purcell 12:19 (2nd), Anze Kopitar 13:45 (2nd) & Oliver Moeller 14:14 (2nd), Mar. 3 vs. Los Angeles



RICK NASH



NIKITA FILATOV

\*indicates new team record ^indicates tied team record

The Blue Jackets lost 343 man games due to injury in 2008-09, which represents the most in franchise history... The man games missed totals for the club's previous seasons were – 2007-08: 233, 2006-07: 290, 2005-06: 289, 2003-04: 213, 2002-03: 199, 2001-02: 155 and 2000-01: 176.

PLAYER	DATE	FIRST GAME BACK FROM INJURY	GAMES MISSED
Christian Backman	Oct. 17 vs. Nashville	Oct. 21 vs. Vancouver	1
Jared Boll	Oct. 17 vs. Nashville (first game missed)	Oct. 27 vs Anaheim	5
	Jan. 2 at Colorado	Jan. 6 at Detroit	1
Derick Brassard	Nov. 3 at NY Islanders (first game missed)	Nov. 5 vs. Edmonton	1
	Dec. 18 at Dallas	-	50
Jason Chimera	Dec. 17 vs. San Jose	Jan. 27 vs. Detroit	16
	Feb. 21 (diagnosis)	Feb. 24 at Calgary	1
	Feb. 24 at Calgary	Apr. 4 at Nashville	16
Mike Commodore	Feb. 6 at Pittsburgh	Feb. 10 vs. Colorado	1
Derek Dorsett	Nov. 26 vs. Phoenix	Dec. 17 vs. San Jose	9
	Feb. 10 (diagnosis)	Feb. 16 vs. Dallas	3
Nikita Filatov	Jan. 18 (diagnosis)	Assigned to Syracuse Feb. 5	7
Kristian Huselius	Nov. 7 vs. Montreal	Nov. 12 vs. Phoenix	1
	Jan. 3 at St. Louis	Jan. 10 vs. Minnesota	2
	Jan. 20 at Edmonton	Jan. 27 vs. Detroit	1
	Apr. 4 at Nashville	-	8
Rostislav Klesla	Nov. 3 at NY Islanders (first game missed)	Nov. 12 vs. Phoenix	4
	Nov. 14 at Buffalo	Dec. 23 vs. Los Angeles	16
	Jan. 3 at St. Louis	Feb. 3 vs. St. Louis	11
	Feb. 10 vs. Colorado	Mar. 7 at Detroit	11
	Mar. 28 at St. Louis	Apr. 11 vs. Minnesota	6
Pascal Leclaire	Oct. 17 vs. Nashville	Oct. 21 vs. Vancouver	1
	Oct. 25 at Minnesota	Nov. 12 vs. Phoenix (did not play)	7
	Jan. 8 (diagnosis)	Mar. 4 traded to Ottawa	24
Manny Malhotra	Oct. 5 at Toronto (preseason)	Oct. 21 vs. Vancouver	5
Steve Mason	Jan. 29 (diagnosis)	Feb. 13 vs. Detroit	3
Marc Methot	Nov. 12 vs. Phoenix (first game missed)	Nov. 14 at Buffalo	1
	Feb. 5 (diagnosis)	Feb. 13 vs. Detroit	3
	Mar. 12 vs. Pittsburgh	Mar. 18 vs. Chicago	2
Fredrik Modin	Oct. 18 at Nashville	Nov. 3 at New York Islanders	6
	Jan. 21 at Calgary	Jan. 30 vs. Ottawa	1
	Feb. 14 vs. Carolina	Mar. 5 at Nashville	8
	Mar. 5 at Nashville	-	16
Andrew Murray	Dec. 17 vs. San Jose	Dec. 23 vs. Los Angeles	2
	Jan. 10 vs. Minnesota	Jan. 18 at Vancouver	2
	Feb. 13 (diagnosis)	Feb. 14 at Carolina	1
Rick Nash	Jan. 6 at Detroit	Jan. 18 at Vancouver	4
Jiri Novotny	Jan. 2 at Colorado	Feb. 13 vs. Detroit	15
Michael Peca	Jan. 21 (diagnosis)	Jan. 27 vs. Detroit	1
	Mar. 1 at Vancouver	Mar. 12 vs. Pittsburgh	4
Ole-Kristian Tollefsen	Dec. 11 vs. Nashville (first game missed)	Jan. 9 at Washington (did not dress)	13
	Feb. 21 (diagnosis)	-	22
Raffi Torres	Sept. 29 vs. Chicago (preseason)	Nov. 1 vs. Chicago	10
	Dec. 1 vs. Vancouver	Jan. 16 vs. New Jersey	19
	Feb. 16 vs. Dallas	Feb. 19 at Toronto	1
Jakub Voracek	Feb. 6 vs. Pittsburgh	Feb. 10 vs. Colorado	1

**TOTAL MAN GAMES MISSED: 343**



Sept. 22	Assigned D Steven Delisle to Gatineau (OMJHL), LW Matt Calvert to Brandon (WHL) and D Brent Regner to Vancouver (WHL).	Dec. 23	Activated D Rostislav Klesla off injured reserve. Assigned C Mike York to Syracuse (AHL).
Sept. 25	Assigned RW Petr Pohl, C Kirill Starkov, LW John Vigilante, D Trevor Hendrikk and D Jon Landry to Syracuse (AHL).	Dec. 27	Recalled C Craig MacDonald from Syracuse (AHL).
Sept. 28	Assigned C Steve Kelly, D Nick Holden, D Jonathan Sigalet and D Kyle Wharthon to Syracuse (AHL).	Jan. 3	Added RW Maksim Mayorov to the roster on emergency recall from Syracuse (AHL).
Sept. 30	Assigned D Andrey Plekhanov and G Dan LaCosta to Syracuse (AHL).	Jan. 5	Placed D Rostislav Klesla on injured reserve.
Oct. 1	Assigned LW Mike York and RW Maksim Mayorov to Syracuse (AHL).	Jan. 6	Assigned F Stefan Legein to Syracuse (AHL). Assigned C Nikita Filatov to Syracuse (AHL). Placed C Jiri Novotny on injured reserve. Activated D Ole-Kristian Tollefsen off injured reserve.
Oct. 4	Assigned LW Tom Sestito, RW Adam Pineault, D Clay Wilson and D Grant Clitsome to Syracuse (AHL).	Jan. 7	Recalled C Nikita Filatov from Syracuse (AHL).
Oct. 5	Recalled G Dan LaCosta from Syracuse (AHL).	Jan. 8	Placed G Pascal Leclaire on injured reserve. Added G Dan LaCosta to the roster on emergency recall from Syracuse (AHL).
Oct. 6	Assigned G Dan LaCosta to Syracuse (AHL). Released D Richard Matvichuk from his tryout contract.	Jan. 10	Acquired C Pascal Williams from Chicago in exchange for RW Adam Pineault and assigned him to Syracuse (AHL).
Oct. 8	Assigned RW Derek Dorsett, C Nikita Filatov, C Craig MacDonald, C Derek MacKenzie and D Aaron Rome to Syracuse (AHL).	Jan. 12	Placed LW Rick Nash on injured reserve. Recalled C Derek MacKenzie from Syracuse (AHL).
Oct. 9	Recalled RW Derek Dorsett from Syracuse (AHL). Placed C Manny Malhotra on injured reserve.	Jan. 13	Assigned RW Maksim Mayorov to Syracuse (AHL).
Oct. 11	C Michael Peca suspended by NHL.	Jan. 14	Placed C Manny Malhotra from Atlanta in exchange for D Clay Wilson and San Jose's sixth round draft pick in 2009 NHL Entry Draft.
Oct. 15	Placed RW Jared Boll on injured reserve. Recalled C Nikita Filatov from Syracuse (AHL).	Jan. 15	Assigned C Derek MacKenzie to Syracuse (AHL).
Oct. 17	Added G Dan LaCosta to the roster on emergency recall from Syracuse (AHL).	Jan. 16	Activated LW Raffi Torres off injured reserve.
Oct. 19	Assigned G Dan LaCosta to Syracuse (AHL).	Jan. 17	Claimed G Wade Dubielewicz off waivers from New York Islanders. Assigned G Dan LaCosta to Syracuse (AHL).
Oct. 21	Activated C Manny Malhotra off injured reserve. Placed LW Fredrik Modin on injured reserve.	Jan. 18	Activated LW Rick Nash off injured reserve. Assigned C Craig MacDonald to Syracuse (AHL).
Oct. 23	Assigned G Steve Mason to Syracuse (AHL).	Jan. 26	Placed C Nikita Filatov on injured reserve.
Oct. 26	Added G Dan LaCosta to the roster on emergency recall from Syracuse (AHL).	Jan. 27	Activated LW Jason Chimera off injured reserve.
Oct. 26	Assigned D Kris Russell to Syracuse (AHL).	Feb. 3	Activated D Rostislav Klesla off injured reserve. Assigned LW Alexandre Picard to Syracuse (AHL).
Oct. 27	Activated RW Jared Boll off injured reserve. Placed G Pascal Leclaire on injured reserve.	Feb. 5	Activated C Nikita Filatov off injured reserve. Assigned C Nikita Filatov to Syracuse (AHL).
Oct. 28	Assigned C Nikita Filatov to Syracuse (AHL).	Feb. 6	Added G Dan LaCosta to roster on emergency recall from Syracuse (AHL).
Nov. 1	Activated LW Raffi Torres off injured reserve.	Feb. 7	Placed G Steve Mason on injured reserve.
Nov. 3	Activated LW Fredrik Modin off injured reserve. Assigned RW Derek Dorsett to Syracuse (AHL).	Feb. 12	Placed D Rostislav Klesla on injured reserve. Activated C Jiri Novotny off injured reserve.
Nov. 4	Recalled G Steve Mason from Syracuse (AHL). Assigned G Dan LaCosta to Syracuse (AHL).	Feb. 13	Activated G Steve Mason off injured reserve. Assigned G Dan LaCosta to Syracuse (AHL).
Nov. 9	Assigned LW Alexandre Picard to Syracuse (AHL).	Feb. 16	Placed LW Fredrik Modin on injured reserve.
Nov. 12	Activated G Pascal Leclaire off injured reserve.	Feb. 21	Placed D Ole-Kristian Tollefsen on injured reserve. Recalled D Aaron Rome from Syracuse (AHL). Claimed C Chris Gratton off waivers from Tampa Bay.
Nov. 18	Placed D Rostislav Klesla on injured reserve.	Mar. 2	Placed LW Jason Chimera on injured reserve.
Nov. 19	Recalled RW Derek Dorsett from Syracuse (AHL).	Mar. 4	Acquired C Antoine Vermette from Ottawa in exchange for G Pascal Leclaire and a second round pick in the 2009 Entry Draft. Acquired G Kevin Lalande from Calgary in exchange for a fourth round pick in the 2009 Entry Draft and assigned him to Syracuse (AHL).
Nov. 26	Placed RW Derek Dorsett on injured reserve. Recalled D Kris Russell from Syracuse (AHL).	Apr. 1	Recalled C Nikita Filatov from Syracuse (AHL).
Dec. 2	Placed LW Raffi Torres on injured reserve.	Apr. 3	Activated LW Jason Chimera off injured reserve.
Dec. 5	Recalled D Clay Wilson from Syracuse (AHL).	Apr. 12	Recalled LW Alexandre Picard from Syracuse (AHL).
Dec. 16	Assigned G Fredrik Norrena to Syracuse (AHL).		
Dec. 17	Activated RW Derek Dorsett off injured reserve. Placed D Ole-Kristian Tollefsen on injured reserve.		
Dec. 18	Placed LW Jason Chimera on injured reserve. Recalled LW Alexandre Picard from Syracuse (AHL).		
Dec. 19	Added C Mike York to the roster on emergency recall from Syracuse (AHL). Assigned D Clay Wilson to Syracuse (AHL).		





C O L U M B U S   B L U E   J A C K E T S

**VS. THE NHL**



RANDY CARLYLE

HONDA CENTER  
2695 Katella Avenue  
Anaheim, California 92806

www.anaheimducks.com  
Phone: (714) 940-2900  
Fax: (714) 940-2953

#### DIRECTORY

**First Season:** 1993-94  
**Home Ice:** Honda Center  
17,174 (opened in 1993)  
**Playoff Appearances:** 7 (most recent, 2008-09)  
**Stanley Cup Titles:** 1 (2007)

**Executive Vice President**  
and **General Manager:** Bob Murray

**Head Coach:** Randy Carlyle  
**Assistant Coaches:** Dave Farrish,  
Newell Brown


**Public Relations Contact:**  
Alex Gilchrist 714/940-2911  
**Public Relations Fax:** 714/940-2925  
**Press Box Phone:** 714/704-2623

#### 2008-09 SEASON

**Record:** 42-33-7, 91 pts.  
**Home:** 20-18-3, 43 pts.  
**Away:** 22-15-4, 48 pts.  
**Playoffs:** Lost 4-3 (DET) in CSF

#### LEADERS

**Points:** Ryan Getzlaf, 91  
**Goals:** Corey Perry, 32  
**Assists:** Ryan Getzlaf, 66  
+/-: Bobby Ryan, 13  
**PIM:** Mike Brown, 145  
**Def. Points:** Scott Niedermayer, 59  
**Goaltending:** Jonas Hiller  
23-15-1, 2.39 GAA, .919 SV%, 4 S0



RYAN GETZLAF

## COLUMBUS VS. ANAHEIM ALL-TIME

SEASON	W-L-T/O	Home	Away	GF-GA	SF-SA	PP	PK	PIM
2000-01	3-0-0-1	2-0-0-0	1-0-0-1	16-10	84-121	8-of-19	13-of-16	36-44
2001-02	3-1-0-0	2-0-0-0	1-1-0-0	10-8	115-123	3-of-12	18-of-19	58-44
2002-03	0-4-0-0	0-2-0-0	0-2-0-0	5-14	113-125	1-of-18	12-of-15	49-55
2003-04	2-1-1-0	2-0-0-0	0-1-1-0	8-7	118-152	2-of-20	19-of-20	44-42
2005-06	2-2-0	1-1-0	1-1-0	9-10	123-150	5-of-37	19-of-22	70-110
2006-07	2-2-0	0-2-0	2-0-0	14-16	130-130	1-of-22	15-of-21	87-78
2007-08	1-1-2	1-0-1	0-1-1	9-8	119-124	6-of-31	20-of-24	99-104
2008-09	1-3-0	0-2-0	1-1-0	9-13	121-98	3-of-24	13-of-15	83-103
<b>TOTAL</b>	<b>14-14-4</b>	<b>8-7-1</b>	<b>6-7-3</b>	<b>80-86</b>	<b>923-1,023</b>	<b>29-of-183</b>	<b>129-of-152</b>	<b>526-580</b>

#### OVERALL

#### AT CBJ

#### AT ANA

<b>Current Streak:</b>	ANA, 1 (1-0-0) (2/21/09 – current)	ANA, 3 (3-0-0) (12/10/07 – current)	CBJ, 1 (1-0-0) (12/31/09 – current)
<b>Last Win:</b>	12/31/09, 2-0 at ANA	10/5/07, 4-0	12/31/09, 2-0
<b>Last Loss:</b>	2/21/09, 2-5 at CBJ	2/21/09, 2-5	12/7/09, 3-5
<b>Most Lopsided Win:</b>	4, 10/5/07, 4-0 at CBJ	4, 10/5/07, 4-0	3, 2/25/01, 5-2
<b>Most Lopsided Loss:</b>	5, 3/24/03, 0-5 at ANA	3, 2x (2/21/09 most recent, 2-5)	5, 3/24/03, 0-5
<b>Last Tie:</b>	1/11/04, 2-2 at ANA	None	1/11/04, 2-2
<b>Last OT Game:</b>	12/10/07, 3-4 OTL at CBJ	12/10/07, 3-4	11/1/07, 1-2 SOL
<b>OT Record:</b>	2-2-2	0-1-0	2-1-2
<b>Most Goals Scored:</b>	5, 3x	5, 12/6/00 (5-2 W)	5, 3/14/07 (5-4 SOW)
<b>Most Goals Allowed:</b>	5, 5x	5, 2/21/09 (2-5 L)	5, 4x (12/7/09 most recent, 3-5 L)
<b>Most Goals, Both Teams:</b>	9, 2x	7, 4x (12/10/07 most recent, 3-4 OTL)	9, 2x (3/14/07, 5-4 SOW)
<b>Longest Win Streak:</b>	5, 1/27/01 – 12/31/01	4, 12/6/00 – 12/31/01	3, 3/5/06 – 3/14/07
<b>Longest Pts. Streak:</b>	7, 12/6/00 – 12/31/01 (6-0-1)	4, 12/6/00 – 12/31/01 (4-0-0)	4, 3/5/06 – 12/11/07 (3-0-1)
<b>Longest Losing Streak:</b>	5, 2x, 11/1/07 – 12/7/08	3, 2x, 3/5/06 – 4/7/07	3, 1/30/02 – 3/24/03
<b>Longest Winless Streak:</b>	6, 1/30/02 – 3/24/03 (0-6-0)	3, 2x, 3/5/06 – 4/7/07	6, 1/30/02 – 10/14/05 (0-5-1)

#### SHUTOUTS

<b>CBJ</b>	3	12/28/05, Denis 40 saves (1-0 at CBJ); 10/5/07, Leclaire 28 saves (4-0 at CBJ); 12/31/08, Mason 27 saves (2-0 at ANA)
<b>ANA</b>	2	2/19/03, Giguere 26 saves (0-2 at ANA); 3/24/03, Giguere 29 saves (0-5 at ANA)

#### HAT TRICKS

<b>CBJ</b>	0	None
<b>ANA</b>	0	None

#### PENALTY SHOTS

<b>CBJ</b>	0	None
<b>ANA</b>	3	3/5/06, S. Niedermayer unsuccessful against Leclaire (3-2 W at ANA); 1/5/07, Selanne unsuccessful against Norrena (4-3 W at ANA); 12/10/07, Pahlsson successful against Leclaire (4-3 W at CBJ)

## ALL-TIME RESULTS

2000-01 (3-0-0-1)	2001-02 (3-1-0-0)	2002-03 (0-4-0-0)	2003-04 (2-1-1-0)	2005-06 (2-2-0)
12/6 at CBJ 5, ANA 2	11/16 at CBJ 3, ANA 2	11/14 ANA 3, at CBJ 2	12/2 ANA 3, at CBJ 2	10/14 at ANA 4, CBJ 3
12/13 at ANA 5, CBJ 4 OT	12/14 CBJ 3, at ANA 2	1/15 ANA 4, at CBJ 3	1/11 CBJ 2, at ANA 2 OT	12/28 at CBJ 1, ANA 0
1/27 at CBJ 2, ANA 1	12/31 at CBJ 3, ANA 1	2/19 at ANA 2, CBJ 0	2/18 at ANA 3, CBJ 1	3/5 CBJ 3, at ANA 2
2/25 CBJ 5, at ANA 2	1/30 at ANA 3, CBJ 1	3/24 at ANA 5, CBJ 0	3/24 at CBJ 3, ANA 1	3/19 ANA 4, at CBJ 3

2006-07 (1-2-1)	2007-08 (1-1-2)
1/5 CBJ 4, at ANA 3	10/5 at CBJ 4, ANA 0
3/14 CBJ 5, at ANA 4 SO	11/1 at ANA 2, CBJ 1 SO
3/29 ANA 5, at CBJ 2	12/10 ANA 4, at CBJ 3 OT
4/7 ANA 4, at CBJ 3	1/2 at ANA 2, CBJ 1

## 2008-09 RESULTS (1-3-0)

DATE	RESULT	ATTN	GOALTENDERS	GWG GOAL
Oct. 27, 2008	ANA 3, at CBJ 2	10,494	Norrena/Giguere	Selanne
Dec. 7, 2008	at ANA 5, CBJ 3	16,914	Leclaire/Giguere	Ryan
Dec. 31, 2008	CBJ 2, at ANA 0	16,758	Mason/Giguere	MacDonald
Feb. 21, 2009	ANA 5, at CBJ 2	18,628	Mason/Giguere	Perry

GOALS BY PERIOD	1ST	2ND	3RD	OT	TOTAL	SHOTS BY PERIOD	1ST	2ND	3RD	OT	TOTAL
CBJ	1	3	5	-	9	CBJ	31	44	46	-	121
ANA	3	5	5	-	13	ANA	34	29	35	-	98

POWER PLAY	GOALS	ATTEMPTS	PCT	PENALTY KILLING	KILLS	ATTEMPTS	PCT
CBJ	3	24	12.5	CBJ	13	15	86.7
ANA	2	15	13.3	ANA	21	24	87.5

COLUMBUS	GP	G	A	TP	+/-	PM	PP	SH	S	PCT	ANAHEIM	GP	G	A	TP	+/-	PM	PP	SH	S	PCT
BRASSARD	2	2	1	3	3	0	1	0	5	40	GETZLAF	4	3	3	6	4	12	0	0	10	30
NASH	4	1	2	3	0	2	1	0	13	7.7	PERRY	4	2	4	6	4	6	0	0	16	12.5
TYUTIN	4	0	3	3	-2	2	0	0	10	0	KUNITZ	4	1	3	4	3	4	0	0	6	16.7
RUSSELL	3	1	1	2	-1	0	0	0	3	33.3	RYAN	3	2	1	3	3	2	0	0	10	20
HUSELIUS	4	1	1	2	0	4	1	0	18	5.6	S. NIEDERMAYER	4	0	2	2	-2	2	0	0	9	0
CHIMERA	2	0	2	2	1	2	0	0	4	0	PARROS	4	0	2	2	1	10	0	0	1	0
MACDONALD	1	1	0	1	1	0	0	0	1	100	CARTER	1	1	0	1	1	15	0	0	2	50
MODIN	2	1	0	1	0	2	0	0	6	16.7	SELANNE	3	1	0	1	0	0	1	0	7	14.3
NOVOTNY	4	1	0	1	-2	0	0	1	4	25	MORRISON	4	1	0	1	-1	0	0	0	4	25
PECA	4	1	0	1	-4	0	0	0	4	25	R. NIEDERMAYER	4	1	0	1	0	2	0	0	2	50

## GOALTENDING

BLUE JACKETS	GP	MIN	GA	AVG	EN	SO	W	L	OTL	ST	SV%
MASON	2	120	5	2.50	0	1	1	1	0	40	.875
NORRENA	1	59	3	3.05	0	0	0	1	0	24	.875
LECLAIRE	1	60	5	5.00	0	0	0	1	0	34	.853
DUCKS	GP	MIN	GA	AVG	EN	SO	W	L	OTL	ST	SV%
GIGUERE	4	237	9	2.28	0	0	3	1	0	121	.926





JOHN ANDERSON

CENTENNIAL TOWER  
101 Marietta St., NW  
Atlanta, Georgia 30303

#### DIRECTORY

**First Season:** 1999-00  
**Home Ice:** Philips Arena  
18,545 (opened in 1999)  
**Playoff Appearances:** 1 (2006-07)  
**Stanley Cup Titles:** None  
**Executive Vice President and  
General Manager:** Don Waddell  
**Head Coach:** John Anderson  
**Assistant Coaches:** Steve Weeks,  
Randy Cunneyworth, Todd Nelson  
**Public Relations Contact:**  
Rob Koch 404/878-3216  
**Public Relations Fax:** 404/878-3712  
**Press Box Phone:** 404/878-3478 (3479)

[www.atlantathrashers.com](http://www.atlantathrashers.com)  
Phone: (404) 878-3800  
Fax: (404) 878-3712

#### 2008-09 SEASON

**Record:** 35-41-6, 76 pts.  
**Home:** 18-21-2, 38 pts.  
**Away:** 17-20-4, 38 pts.  
**Playoffs:** did not qualify

#### LEADERS

**Points:** Ilya Kovalchuk, 91  
**Goals:** Ilya Kovalchuk, 43  
**Assists:** Todd White, 51  
**+/-:** Tobias Enstrom, 14  
**PIM:** Eric Boulton, 176  
**Def. Points:** Ron Hainsey, 39  
**Goaltending:** Kari Lehtonen,  
19-22-3, 3.06 GAA, .911 SV%, 3 SO



ILYA KOVALCHUK

## COLUMBUS VS. ATLANTA ALL-TIME

SEASON	W-L-T/O	Home	Away	GF-GA	SF-SA	PP	PK	PIM
2000-01	1-1-0-0	0-1-0-0	1-0-0-0	4-2	56-60	1-of-8	10-of-10	32-41
2001-02	1-0-0-0	1-0-0-0	0-0-0-0	5-4	31-31	3-of-4	3-of-3	11-13
2002-03	0-2-0-0	0-1-0-0	0-1-0-0	4-6	67-57	1-of-10	10-of-11	32-40
2003-04	1-1-0-0	1-0-0-0	0-1-0-0	5-4	50-41	0-of-12	11-of-13	52-50
2005-06	0-1-0	0-0-0	0-1-0	2-5	28-31	1-of-5	5-of-6	31-19
2006-07	DID NOT PLAY							
2007-08	1-0-0	1-0-0	0-0-0	2-0	28-21	1-of-4	2-of-2	9-13
2008-09	1-0-0	0-0-0	1-0-0	2-0	31-15	0-of-3	2-of-2	11-13
<b>TOTAL</b>	<b>5-5-0</b>	<b>3-2-0</b>	<b>2-3-0</b>	<b>24-21</b>	<b>291-256</b>	<b>7-of-46</b>	<b>43-of-47</b>	<b>178-189</b>

#### OVERALL

**Current Streak:** CBJ, 2 (2-0-0)  
(12/26/07 – current)  
**Last Win:** 11/22/08, 2-0 at ATL  
**Last Loss:** 12/9/05, 2-5 at ATL  
**Most Lopsided Win:** 3, 3/16/01, 3-0 at ATL  
**Most Lopsided Loss:** 3, 12/9/05, 2-5 at ATL  
**Last Tie:** None  
**Last OT Game:** 4/12/02, 5-4 W at CBJ  
**OT Record:** 1-0-0  
**Most Goals Scored:** 5, 4/12/02 (5-4 OTW at CBJ)  
**Most Goals Allowed:** 5, 12/9/05 (2-5 L at ATL)  
**Most Goals, Both Teams:** 9, 4/12/02 (5-4 OTW at CBJ)  
**Longest Win Streak:** 2, 2x, 12/26/07 – current  
**Longest Pts. Streak:** 2, 2x, 12/26/07 – current (2-0-0)  
**Longest Losing Streak:** 3, 3/17/03 – 10/9/03  
**Longest Winless Streak:** 3, 3/17/03 – 10/9/03 (0-3-0)

#### AT CBJ

CBJ, 2 (2-0-0)  
(11/7/03 – current)  
12/26/07, 2-0  
3/22/03, 2-3  
2, 11/7/03, 4-2  
1, 2x (3/22/03 most recent, 2-3)  
None  
4/12/02, 5-4 W  
1-0-0  
5, 4/12/02 (5-4 OTW)  
4, 4/12/02 (5-4 OTW)  
9, 4/12/02 (5-4 OTW)  
1, 2x, 12/2/07 – current  
1, 2x, 12/2/07 – current (1-0-0)  
1, 2x (3/22/03 most recent)  
1, 2x (3/22/03 most recent, 0-1-0)

#### AT ATL

CBJ, 1 (1-0-0)  
(11/22/08 – current)  
11/22/08, 2-0  
12/9/05, 2-5  
3, 3/16/01, 3-0  
3, 12/9/05, 2-5  
None  
None  
0-0-0  
3, 3/16/01 (3-0 W)  
5, 12/9/05 (2-5 L)  
7, 12/9/05 (2-5 L)  
1, 2x, 11/22/08 – current  
1, 2x, 11/22/08 – current (1-0-0)  
3, 3/17/03 – 12/9/05  
3, 3/17/03 – 12/9/05 (0-3-0)

#### SHUTOUTS

CBJ	3	3/16/01, Tugnutt 34 saves (3-0 at ATL); 12/26/07, Leclaire 21 saves (2-0 at CBJ); 11/22/08, Mason 15 saves (2-0 at ATL)
ATL	0	None

#### HAT TRICKS

CBJ	2	3/16/01, Wright against Maracle (2) & 1 EN (3-0 W at ATL); 11/7/03, Vyborny against Dafoe (2) & 1 EN (4-2 W at CBJ)
ATL	1	12/9/05, Petrovicky against Leclaire (2) & 1 EN (2-5 L at ATL)

#### PENALTY SHOTS

CBJ	0	None
ATL	1	4/12/02, Hrkac goal against Denis (5-4 OTW at CBJ)



## ALL-TIME RESULTS

2000-01	(1-1-0-0)	2001-02	(1-0-0-0)	2002-03	(0-2-0-0)	2003-04	(1-1-0-0)	2005-06	(0-1-0)
12/2	ATL 2, at CBJ 1	4/12	at CBJ 5, ATL 4 OT	3/17	at ATL 3, CBJ 2	10/9	at ATL 2, CBJ 1	12/9	at ATL 5, CBJ 2
3/16	CBJ 3, at ATL 0			3/22	ATL 3, at CBJ 2	11/7	at CBJ 4, ATL 2		
2006-07	(0-0-0)	2007-08	(1-0-0)						
DID NOT PLAY		12/26	at CBJ 2, ATL 0						

## 2008-09 RESULTS (1-0-0)

DATE	RESULT	ATTN	GOALTENDERS	GWG GOAL
Nov. 22, 2008	CBJ 2, at ATL 0	15,561	Mason/Pavelec	Nash

GOALS BY PERIOD	1ST	2ND	3RD	OT	TOTAL	SHOTS BY PERIOD	1ST	2ND	3RD	OT	TOTAL
CBJ	1	0	1	-	2	CBJ	7	13	11	-	31
ATL	0	0	0	-	0	ATL	4	5	6	-	15

POWER PLAY	GOALS	ATTEMPTS	PCT	PENALTY KILLING	KILLS	ATTEMPTS	PCT
CBJ	0	3	0	CBJ	2	2	100
ATL	0	2	0	ATL	3	3	100

COLUMBUS	GP	G	A	TP	+/-	PM	PP	SH	S	PCT	ATLANTA	GP	G	A	TP	+/-	PM	PP	SH	S	PCT
NASH	1	1	1	2	2	2	0	0	2	50	ARMSTRONG	1	0	0	0	-1	2	0	0	1	0
UMBERGER	1	1	0	1	1	0	0	0	4	25	BOULTON	1	0	0	0	0	0	0	0	1	0
HUSELIUS	1	0	1	1	1	0	0	0	3	0	CHRISTENSEN	1	0	0	0	-1	0	0	0	2	0
TOLLEFSEN	1	0	1	1	1	0	0	0	1	0	ENSTROM	1	0	0	0	0	0	0	0	1	0
BACKMAN	1	0	0	0	1	0	0	0	3	0	EXELBY	1	0	0	0	-1	5	0	0	1	0
BOLL	1	0	0	0	0	5	0	0	0	0	HAINSEY	1	0	0	0	-2	0	0	0	1	0
BRASSARD	1	0	0	0	1	0	0	0	2	0	HAVELID	1	0	0	0	0	0	0	0	0	0
CHIMERA	1	0	0	0	0	0	0	0	4	0	KOVALCHUK	1	0	0	0	-1	0	0	0	1	0
COMMODORE	1	0	0	0	1	0	0	0	1	0	KOZLOV	1	0	0	0	-1	4	0	0	0	0
DORSETT	1	0	0	0	0	2	0	0	0	0	LITTLE	1	0	0	0	-1	0	0	0	1	0

## GOALTENDING

BLUE JACKETS	GP	MIN	GA	AVG	EN	SO	W	L	OTL	ST	SV%
MASON	1	60	0	0.00	0	1	1	0	0	15	1.000
THRASHERS	GP	MIN	GA	AVG	EN	SO	W	L	OTL	ST	SV%
PAVELEC	1	59	1	1.02	1	0	0	1	0	30	.967



CLAUDE JULIEN

TD GARDEN  
100 Legends Way  
Boston, Massachusetts 02114

www.bostonbruins.com  
Phone: (617) 624-1900  
Fax: (617) 523-7184


#### DIRECTORY

**First Season:** 1924-25  
**Home Ice:** TD Garden  
17,565 (opened in 1995)  
**Playoff Appearances:** 64 (most recent, 2008-09)  
**Stanley Cup Titles:** 5 (most recent, 1972)  
**Owner and Governor:** Jeremy M. Jacobs  
**General Manager:** Peter Chiarelli  
**Head Coach:** Claude Julien  
**Assistant Coaches:** Doug Houda,  
Craig Ramsay, Geoff Ward  
**Public Relations Contact:**  
Matthew Chmura 617/624-1913  
**Public Relations Fax:** 617/523-7184  
**Press Box Phone:** 617/624-2900

#### 2008-09 SEASON

**Record:** 53-19-10, 116 pts.  
**Home:** 29-6-6, 64 pts.  
**Away:** 24-13-4, 52 pts.  
**Playoffs:** Lost 4-3 (CAR) in CSF

**LEADERS**  
**Points:** Marc Savard, 88  
**Goals:** Phil Kessel, 36  
**Assists:** Marc Savard, 63  
+/-: David Krejci, 37  
**PIM:** Steve Montador, 143  
**Def. Points:** Zdeno Chara, 50  
**Goaltending:** Tim Thomas,  
36-11-7, 2.10 GAA, .933 SV%, 5 SO



ZDENO CHARA

## COLUMBUS VS. BOSTON ALL-TIME

SEASON	W-L-T/O	Home	Away	GF-GA	SF-SA	PP	PK	PIM
2000-01	1-0-0-0	1-0-0-0	0-0-0-0	3-2	34-28	0-of-2	3-of-4	33-9
2001-02	1-1-0-0	0-1-0-0	1-0-0-0	5-9	48-62	0-of-7	7-of-8	19-19
2002-03	0-1-0-0	0-0-0-0	0-1-0-0	2-7	24-45	1-of-4	3-of-6	19-15
2003-04	0-1-0-0	0-1-0-0	0-0-0-0	0-4	24-27	0-of-3	1-of-2	14-26
2005-06	DID NOT PLAY							
2006-07	1-0-0	1-0-0	0-0-0	5-4	42-26	1-of-6	5-of-6	12-12
2007-08	0-1-0	0-0-0	0-1-0	0-2	32-18	0-of-5	2-of-3	11-13
2008-09	1-0-0	1-0-0	0-0-0	2-0	34-35	1-of-3	3-of-3	13-13
<b>TOTAL</b>	<b>4-4-0</b>	<b>3-2-0</b>	<b>1-2-0</b>	<b>17-28</b>	<b>238-241</b>	<b>3-of-30</b>	<b>24-of-32</b>	<b>121-107</b>

#### OVERALL

CBJ, 1 (1-0-0)  
(2/4/02 - current)  
3/10/09, 2-0 at CBJ  
12/15/07, 0-2 at BOS  
4, 11/10/01, 5-1 at BOS  
8, 2/4/02, 0-8 at CBJ  
None  
12/26/06, 5-4 W at CBJ  
2-0-0  
5, 2x  
8, 2/4/02 (0-8 L at CBJ)  
9, 2x  
2, 12/8/00 - 11/10/01  
2, 12/8/00 - 11/10/01 (2-0-0)  
3, 2/4/02 - 11/14/03  
3, 2/4/02 - 11/14/03 (0-3-0)

#### AT CBJ

CBJ, 2 (2-0-0)  
(12/26/06 - current)  
3/10/09, 2-0  
11/14/03, 0-4  
2, 3/10/09, 2-0  
8, 2/4/02, 0-8  
None  
12/26/06, 5-4 W  
2-0-0  
5, 12/26/06 (5-4 OTW)  
8, 2/4/02 (0-8 L)  
9, 12/26/06 (5-4 OTW)  
2, 12/26/06 - current  
2, 12/26/06 - current (2-0-0)  
2, 2/4/02 - 11/14/03  
2, 2/4/02 - 11/14/03 (0-2-0)

#### AT BOS

BOS, 2 (2-0-0)  
(1/18/03 - current)  
11/10/01, 5-1  
12/15/07, 0-2  
4, 11/10/01, 5-1  
5, 1/18/03, 2-7  
None  
None  
0-0-0  
5, 11/10/01 (5-1 W)  
7, 1/18/03 (2-7 L)  
9, 1/18/03 (2-7 L)  
1, 11/10/01  
1, 11/10/01 (1-0-0)  
2, 1/18/03 - current  
2, 1/18/03 - current (0-2-0)

#### Current Streak:

#### Last Win:

#### Last Loss:

#### Most Lopsided Win:

#### Most Lopsided Loss:

#### Last Tie:

#### Last OT Game:

#### OT Record:

#### Most Goals Scored:

#### Most Goals Allowed:

#### Most Goals, Both Teams:

#### Longest Win Streak:

#### Longest Pts. Streak:

#### Longest Losing Streak:

#### Longest Winless Streak:

#### SHUTOUTS

CBJ	1	3/10/09, Mason 35 saves (2-0 at CBJ)
BOS	3	2/4/02, Grahame 30 saves (0-8 at CBJ); 11/14/03, Potvin 24 saves (0-4 at CBJ); 12/15/07, Auld 32 saves (0-2 at BOS)

#### HAT TRICKS

CBJ	0	None
BOS	1	2/4/02, Guerin against Denis (3) (0-8 L at CBJ)

#### PENALTY SHOTS

CBJ	0	None
BOS	0	None

## ALL-TIME RESULTS

2000-01	(1-0-0-0)	2001-02	(1-1-0-0)	2002-03	(0-1-0-0)	2003-04	(0-1-0-0)	2005-06	(0-0-0)
12/8	at CBJ 3, BOS 2 OT	11/10	CBJ 5, at BOS 1 2/4 BOS 8, at CBJ 0	1/18	at BOS 7, CBJ 2	11/14	BOS 4, at CBJ 0	DID NOT PLAY	
2006-07	(1-0-0)	2007-08	(0-1-0)						
12/26	at CBJ 5, BOS 4 OT	12/15	at BOS 2, CBJ 0						

## 2008-09 RESULTS (1-0-0)

DATE	RESULT	ATTN	GOALTENDERS	GWG GOAL
Mar. 10, 2009	at CBJ 2, BOS 0	16,675	Mason/Thomas	Torres

GOALS BY PERIOD	1ST	2ND	3RD	OT	TOTAL	SHOTS BY PERIOD	1ST	2ND	3RD	OT	TOTAL
CBJ	0	0	2	-	2	CBJ	12	15	7	-	34
BOS	0	0	0	-	0	BOS	5	15	15	-	35

POWER PLAY	GOALS	ATTEMPTS	PCT	PENALTY KILLING	KILLS	ATTEMPTS	PCT
CBJ	1	3	33.3	CBJ	3	3	100
BOS	0	3	0	BOS	2	3	66.7

COLUMBUS	GP	G	A	TP	+/-	PM	PP	SH	S	PCT	BOSTON	GP	G	A	TP	+/-	PM	PP	SH	S	PCT
NASH	1	1	0	1	1	2	0	0	5	20	AXELSSON	1	0	0	0	0	0	0	0	1	0
TORRES	1	1	0	1	0	0	1	0	2	50	BERGERON	1	0	0	0	-1	0	0	0	1	0
COMMODORE	1	0	1	1	1	2	0	0	0	0	BITZ	1	0	0	0	0	0	0	0	1	0
VERMETTE	1	0	1	1	0	0	0	0	5	0	CHARA	1	0	0	0	-1	4	0	0	4	0
WILLIAMS	1	0	1	1	0	0	0	0	2	0	FERENCE	1	0	0	0	-1	0	0	0	3	0
BOLL	1	0	0	0	0	5	0	0	1	0	KESSEL	1	0	0	0	0	0	0	0	2	0
HEJDA	1	0	0	0	1	0	0	0	1	0	KOBASEW	1	0	0	0	2	0	0	0	2	0
HUSELIUS	1	0	0	0	1	2	0	0	2	0	KREJCI	1	0	0	0	0	0	0	0	1	0
KLESLA	1	0	0	0	0	0	0	0	0	0	LUCIC	1	0	0	0	0	0	0	0	1	0
MALHOTRA	1	0	0	0	1	0	0	0	3	0	MONTADOR	1	0	0	0	0	0	0	0	1	0

## GOALTENDING

BLUE JACKETS	GP	MIN	GA	AVG	EN	SO	W	L	OTL	ST	SV%
MASON	1	60	0	0.00	0	1	1	0	0	35	1.000
BRUINS	GP	MIN	GA	AVG	EN	SO	W	L	OLT	ST	SV%
THOMAS	1	59	1	1.02	1	0	0	1	0	33	.970





LINDY RUFF



RYAN MILLER

HSBC ARENA  
One Seymour H. Knox III Plaza  
Buffalo, New York 14203

#### DIRECTORY

**First Season:** 1970-71  
**Home Ice:** HSBC Arena  
18,690 (opened in 1996)  
**Playoff Appearances:** 27 (most recent, 2006-07)  
**Stanley Cup Titles:** None  
**Owner:** B. Thomas Golisano  
**General Manager:** Darcy Regier  
**Head Coach:** Lindy Ruff  
**Assistant Coaches:** Brian McCutcheon, James Patrick  
**Public Relations Contact:**  
Mike Gilbert 716/855-4526  
**Public Relations Fax:** 716/855-4122  
**Press Box Phone:** 716/855-4536

[www.sabres.com](http://www.sabres.com)  
Phone: (716) 855-4100  
Fax: (716) 855-4162

#### 2008-09 SEASON

**Record:** 41-32-9, 91 pts.  
**Home:** 23-15-3, 49 pts.  
**Away:** 18-17-6, 42 pts.  
**Playoffs:** did not qualify

#### LEADERS

**Points:** Derek Roy, 70  
**Goals:** Thomas Vanek, 40  
**Assists:** Jason Pominville, 46  
**+/-:** Tim Connolly, 12  
**PIM:** Craig Rivet, 125  
**Def. Points:** Jaroslav Spacek, 45  
**Goaltending:** Ryan Miller,  
34-18-6, 2.53 GAA, .918 SV%, 5 SO

## COLUMBUS VS. BUFFALO ALL-TIME

SEASON	W-L-T/O	Home	Away	GF-GA	SF-SA	PP	PK	PIM
2000-01	1-0-0-0	0-0-0-0	1-0-0-0	2-1	18-23	0-of-2	2-of-2	4-4
2001-02	1-0-1-0	0-0-1-0	1-0-0-0	5-3	44-62	2-of-9	7-of-7	16-20
2002-03	1-1-0-0	1-0-0-0	0-1-0-0	7-7	47-65	2-of-13	11-of-11	37-41
2003-04	0-1-0-0	0-0-0-0	0-1-0-0	0-6	23-39	0-of-5	3-of-3	8-12
2005-06	DID NOT PLAY							
2006-07	1-0-0	1-0-0	0-0-0	3-2	26-38	1-of-6	4-of-6	21-23
2007-08	1-0-0	0-0-0	1-0-0	3-0	29-21	1-of-6	5-of-5	10-14
2008-09	1-0-0	0-0-0	1-0-0	6-1	25-37	0-of-2	7-of-8	16-6
<b>TOTAL</b>	<b>6-2-1</b>	<b>2-0-1</b>	<b>4-2-0</b>	<b>26-20</b>	<b>212-285</b>	<b>6-of-43</b>	<b>39-of-42</b>	<b>112-120</b>

#### OVERALL

**Current Streak:** CBJ, 3 (3-0-0)  
(1/26/07 - current)  
**Last Win:** 11/14/08, 6-1 at BUF  
**Last Loss:** 3/29/04, 0-6 at BUF  
**Most Lopsided Win:** 5, 11/14/08, 6-1 at BUF  
**Most Lopsided Loss:** 6, 3/29/04, 0-6 at BUF  
**Last Tie:** 12/29/01, 2-2 at CBJ  
**Last OT Game:** 12/29/01, 2-2 T at CBJ  
**OT Record:** 0-0-1  
**Most Goals Scored:** 6, 11/14/08 (6-1 W at BUF)  
**Most Goals Allowed:** 6, 3/29/04 (0-6 L at BUF)  
**Most Goals, Both Teams:** 9, 11/22/02 (4-5 L at BUF)  
**Longest Win Streak:** 3, 1/26/07 - current  
**Longest Pts. Streak:** 4, 1/23/01 - 11/3/02 (3-0-1)  
**Longest Losing Streak:** 2, 11/22/02 - 3/29/04  
**Longest Winless Streak:** 2, 11/22/02 - 3/29/04 (0-2-0)

#### AT CBJ

CBJ, 3 (2-0-1)  
(12/29/01 - current)  
1/26/07, 3-2  
None  
1, 11/3/02, 3-2  
None  
12/29/01, 2-2  
12/29/01, 2-2 T  
0-0-1  
3, 11/3/02 (3-2 W)  
2, 3x (1/26/07 most recent, 3-2 W)  
5, 11/3/02 (3-2 W)  
2, 11/3/02 - current  
3, 12/29/01 - current (2-0-1)  
None  
1, 12/29/01 (0-0-1)

#### AT BUF

CBJ, 2 (2-0-0)  
(10/19/07 - current)  
11/14/08, 6-1  
3/29/04, 0-6  
5, 11/14/08, 6-1  
6, 3/29/04, 0-6  
None  
None  
0-0-0  
6, 11/14/08 (6-1 W)  
6, 3/29/04 (0-6 L)  
9, 11/22/02 (4-5 L)  
2, 2x (10/19/07 - current)  
2, 2x (10/19/07 - current, 2-0-0)  
2, 11/22/02 - 3/29/04  
2, 11/22/02 - 3/29/04

#### SHUTOUTS

CBJ	1	10/19/07, Leclaire 21 saves (3-0 at BUF)
BUF	1	3/29/04, Biron 23 saves (0-6 at BUF)

#### HAT TRICKS

CBJ	0	None
BUF	0	None

#### PENALTY SHOTS

CBJ	1	10/19/07, Nash unsuccessful against Miller (3-0 W at BUF)
BUF	1	1/26/07, Paille unsuccessful against Norrena (3-2 W at CBJ)



## ALL-TIME RESULTS

2000-01 1/23	(1-0-0-0) CBJ 2, at BUF 1	2001-02 10/19	(1-0-1-0) CBJ 3, at BUF 1 12/29	2002-03 11/3	(1-1-0-0) at CBJ 3, BUF 2 11/22	2003-04 3/29	(0-1-0-0) at BUF 6, CBJ 0	2005-06 DID NOT PLAY	(0-0-0)
2006-07 1/26	(1-0-0) at CBJ 3, BUF 2	2007-08 10/19	(1-0-0) CBJ 3, at BUF 0						

## 2008-09 RESULTS (1-0-0)

DATE Nov. 14, 2008	RESULT CBJ 6, at BUF 1	ATTN 18,690	GOALTENDERS Leclaire/Lalime & Miller	GWG GOAL Peca
-----------------------	---------------------------	----------------	---	------------------

<b>GOALS BY PERIOD</b>	<b>1ST</b>	<b>2ND</b>	<b>3RD</b>	<b>OT</b>	<b>TOTAL</b>	<b>SHOTS BY PERIOD</b>	<b>1ST</b>	<b>2ND</b>	<b>3RD</b>	<b>OT</b>	<b>TOTAL</b>
CBJ	3	1	2	-	6	CBJ	6	4	15	-	25
BUF	0	1	0	-	1	BUF	14	13	10	-	37

<b>POWER PLAY</b>	<b>GOALS</b>	<b>ATTEMPTS</b>	<b>PCT</b>	<b>PENALTY KILLING</b>	<b>KILLS</b>	<b>ATTEMPTS</b>	<b>PCT</b>
CBJ	0	2	0	CBJ	7	8	87.5
BUF	1	8	12.5	BUF	2	2	100

<b>COLUMBUS</b>	<b>GP</b>	<b>G</b>	<b>A</b>	<b>TP</b>	<b>+/-</b>	<b>PM</b>	<b>PP</b>	<b>SH</b>	<b>S</b>	<b>PCT</b>	<b>BUFFALO</b>	<b>GP</b>	<b>G</b>	<b>A</b>	<b>TP</b>	<b>+/-</b>	<b>PM</b>	<b>PP</b>	<b>SH</b>	<b>S</b>	<b>PCT</b>
UMBERGER	1	2	0	2	2	0	0	0	4	50	POMINVILLE	1	1	0	1	-2	0	1	0	4	25
MALHOTRA	1	1	1	2	2	0	0	0	2	50	CONNOLLY	1	0	1	1	-1	0	0	0	5	0
CHIMERA	1	0	2	2	3	0	0	0	0	0	ROY	1	0	1	1	-3	0	0	0	3	0
COMMODORE	1	0	2	2	3	2	0	0	1	0	AFINOGENOV	1	0	0	0	-1	2	0	0	5	0
BRASSARD	1	1	0	1	2	0	0	0	2	50	GAUSTAD	1	0	0	0	-1	0	0	0	1	0
NASH	1	1	0	1	2	0	0	0	4	25	HECHT	1	0	0	0	-2	0	0	0	2	0
PECA	1	1	0	1	1	6	0	0	1	100	KOTALIK	1	0	0	0	-3	2	0	0	1	0
BOLL	1	0	1	1	1	0	0	0	0	0	LYDMAN	1	0	0	0	-1	0	0	0	1	0
HUSELIUS	1	0	1	1	2	0	0	0	0	0	MACARTHUR	1	0	0	0	-1	0	0	0	0	0
KLESILA	1	0	1	1	2	2	0	0	0	0	MAIR	1	0	0	0	0	2	0	0	1	0

## GOALTENDING

<b>BLUE JACKETS</b>	<b>GP</b>	<b>MIN</b>	<b>GA</b>	<b>AVG</b>	<b>EN</b>	<b>SO</b>	<b>W</b>	<b>L</b>	<b>OTL</b>	<b>ST</b>	<b>SV%</b>
LECLAIRE	1	60	1	1.00	0	0	1	0	0	37	.973
<b>SABRES</b>	<b>GP</b>	<b>MIN</b>	<b>GA</b>	<b>AVG</b>	<b>EN</b>	<b>SO</b>	<b>W</b>	<b>L</b>	<b>OTL</b>	<b>ST</b>	<b>SV%</b>
MILLER	1	15	0	0.00	0	0	0	0	0	2	1.000
LALIME	1	45	6	8.00	0	0	0	1	0	23	.739




BRENT SUTTER

PENGROWTH SADDLEDOME  
Box 1540, Station M  
Calgary, Alberta T2P 3B9

www.calgaryflames.com  
Phone: (403) 777-4636  
Fax: (403) 777-2171

#### DIRECTORY

**First Season:** 1972-73  
(Relocated from Atlanta in 1980)  
**Home Ice:** Pengrowth Saddledome  
19,289 (opened in 1983)  
**Playoff Appearances:** 26 (most recent, 2008-09)  
**Stanley Cup Titles:** 1 (1989)  
**President and CEO:** Ken King  
**General Manager:** Darryl Sutter  
**Head Coach:** Brent Sutter  
**Assistant Coaches:** Ryan McGill, Dave Lowry,  
Rob Cookson, Jamie McLennan  
**Public Relations Contact:**  
Peter Hanlon 403/777-3684  
**Public Relations Fax:** 403/777-2195  
**Press Box Phone:** 403/264-0636



JAROME IGINLA

#### 2008-09 SEASON

**Record:** 46-30-6, 98 pts.  
**Home:** 27-10-4, 58 pts.  
**Away:** 19-20-2, 40 pts.  
**Playoffs:** Lost 4-2 (CHI) COF

#### LEADERS

**Points:** Jarome Iginla, 89  
**Goals:** Michael Cammalleri, 39  
**Assists:** Jarome Iginla, 54  
+/-: Craig Conroy, 20  
**PIM:** Cory Sarich, 112  
**Def. Points:** Dion Phaneuf, 47  
**Goaltending:** Miikka Kiprusoff,  
45-24-5, 2.84 GAA, .903 SV%, 4 SO

## COLUMBUS VS. CALGARY ALL-TIME

SEASON	W-L-T/O	Home	Away	GF-GA	SF-SA	PP	PK	PIM
2000-01	3-1-0-0	2-0-0-0	1-1-0-0	12-9	92-109	6-of-21	14-of-16	85-111
2001-02	2-2-0-0	2-0-0-0	0-2-0-0	9-12	96-134	2-of-20	12-of-14	66-76
2002-03	3-0-0-1	1-0-0-1	2-0-0-0	18-9	106-127	5-of-21	20-of-22	93-87
2003-04	1-3-0-0	1-1-0-0	0-2-0-0	5-10	100-135	3-of-33	17-of-18	69-95
2005-06	2-2-0	1-1-0	1-1-0	6-8	85-134	2-of-21	24-of-25	62-52
2006-07	2-2-0	2-0-0	0-2-0	10-13	109-112	5-of-25	17-of-23	73-87
2007-08	2-2-0	1-1-0	1-1-0	8-7	140-96	1-of-18	15-of-17	83-85
2008-09	2-1-1	2-0-0	0-1-1	13-10	126-115	3-of-21	18-of-21	141-132
<b>TOTAL</b>	<b>17-13-2</b>	<b>12-3-1</b>	<b>5-10-1</b>	<b>81-78</b>	<b>854-862</b>	<b>27-of-180</b>	<b>137-of-156</b>	<b>672-725</b>

#### OVERALL

CBJ, 1 (1-0-0)  
(3/26/09 – current)  
3/26/09, 5-0 at CBJ  
2/24/09, 1-4 at CGY  
5, 2x (3/26/09, 5-0 at CBJ)  
5, 3/25/02, 1-6 at CGY  
None  
1/21/09, 4-5 SOL at CGY  
3-2-0  
7, 1/11/03 (7-2 W at CGY)  
6, 2x  
10, 2x  
3, 10/12/00 – 3/24/01  
4, 12/29/02 – 3/29/03 (3-0-1)  
2, 4x (12/1/06-2/2/07)  
2, 4x (12/1/06-2/2/07)

#### AT CBJ

CBJ, 3 (3-0-0)  
(3/18/08 – current)  
3/26/09, 5-0  
12/18/07, 1-3  
5, 3/26/09, 5-0  
2, 2x (12/18/07 most recent, 1-3)  
None  
11/3/06, 5-4 SOW  
1-1-0  
6, 3/24/01 (6-4 W)  
4, 3x (11/3/06 most recent-5-4 SOW)  
10, 3/24/01 (6-4 W)  
5, 3/14/01 – 12/29/02  
7, 3/14/01 – 11/9/03 (6-0-1)  
1, 2x (10/7/05, most recent)  
1, 3x (10/7/05, most recent, 0-1-0)

#### AT CGY

CGY, 10 (7-0-3)  
(11/1/03 – current)  
12/1/07, 4-3 OT  
2/24/09, 1-4  
5, 1/11/03, 7-2  
5, 3/25/02, 1-6  
None  
12/1/07, 4-3 W  
2-1-0  
7, 1/11/03 (7-2 W)  
6, 2x (2/2/07 most recent 2-6 L)  
10, 3/29/03 (6-4 W)  
2, 1/11/03 – 3/29/03  
4, 2/1/06 – 12/1/07 (4-0-0)  
3, 3/27/01 – 3/25/02  
3, 2x (3/4/08 – current, 0-2-1)

#### Current Streak:

#### Last Win:

#### Last Loss:

#### Most Lopsided Win:

#### Most Lopsided Loss:

#### Last Tie:

#### Last OT Game:

#### OT Record:

#### Most Goals Scored:

#### Most Goals Allowed:

#### Most Goals, Both Teams:

#### Longest Win Streak:

#### Longest Pts. Streak:

#### Longest Losing Streak:

#### Longest Winless Streak:

#### SHUTOUTS

CBJ	3
CGY	4

3/14/01, Tugnuttt 30 saves (3-0 at CBJ); 12/19/02, Denis 29 saves (3-0 at CBJ); 3/26/09, Mason 33 saves (5-0 at CBJ)  
3/27/01, Braithwaite 19 saves (0-3 at CGY); 11/1/03, McLennan 15 saves (0-3 at CGY); 3/18/04, Kiprusoff 23 saves  
(0-2 at CGY); 3/4/08, Kiprusoff 39 saves (1-0 at CGY)

#### HAT TRICKS

CBJ	1
CGY	0

3/29/03, Sanderson against Turek (3) & 1 EN (6-4 W at CGY)  
None

#### PENALTY SHOTS

CBJ	0	None
CGY	0	None

## ALL-TIME RESULTS

2000-01	(3-1-0-0)	2001-02	(2-2-0-0)	2002-03	(3-0-0-1)	2003-04	(1-3-0-0)	2005-06	(2-2-0)
10/12	CBJ 3, at CGY 2	11/1	at CGY 2, CBJ 1	12/19	at CBJ 3, CGY 0	11/1	at CGY 3, CBJ 0	10/7	CGY 3, at CBJ 1
3/14	at CBJ 3, CGY 0	11/25	at CBJ 4, CGY 3	1/11	CBJ 7, at CGY 2	11/9	at CBJ 4, CGY 3	11/3	at CGY 2, CBJ 1
3/24	at CBJ 6, CGY 4	3/16	at CBJ 3, CGY 1	3/8	CGY 3, at CBJ 2 OT	12/19	CGY 2, at CBJ 1	2/1	CBJ 2, at CGY 1 SO
3/27	at CGY 3, CBJ 0	3/25	at CGY 6, CBJ 1	3/29	CBJ 6, at CGY 4	3/18	at CGY 2, CBJ 0	3/24	at CBJ 3, CGY 2
2006-07	(2-2-0)	2007-08	(2-2-0)						
11/3	at CBJ 5, CGY 4 SO	12/1	CBJ 4, at CGY 3 OT						
12/1	at CGY 2, CBJ 1	12/18	CGY 3, at CBJ 1						
2/2	at CGY 6, CBJ 2	3/4	at CGY 1, CBJ 0						
2/7	at CBJ 2, CGY 1	3/18	at CBJ 3, CGY 0						

## 2008-09 RESULTS (2-1-1)

DATE	RESULT	ATTN	GOALTENDERS	GWG GOAL
Nov. 8, 2008	at CBJ 3, CGY 1	14,088	Mason/McElhinney	Brassard
Jan. 21, 2009	at CGY 5, CBJ 4 SO	19,289	Mason/Kiprusoff	Bertuzzi
Feb. 24, 2009	at CGY 4, CBJ 1	19,289	Mason/Kiprusoff	Phaneuf
Mar. 26, 2009	at CBJ 5, CGY 0	16,327	Mason/Kiprusoff & McElhinney	Malhotra

GOALS BY PERIOD	1ST	2ND	3RD	OT	TOTAL	SHOTS BY PERIOD	1ST	2ND	3RD	OT	TOTAL
CBJ	6	4	3	-	13	CBJ	52	41	33	0	126
CGY	2	5	2	-	10	CGY	44	31	38	2	115

POWER PLAY	GOALS	ATTEMPTS	PCT	PENALTY KILLING	KILLS	ATTEMPTS	PCT
CBJ	3	21	14.3	CBJ	18	21	85.7
CGY	3	21	14.3	CGY	18	21	85.7

COLUMBUS	GP	G	A	TP	+/-	PM	PP	SH	S	PCT	CALGARY	GP	G	A	TP	+/-	PM	PP	SH	S	PCT
NASH	4	1	4	5	1	2	0	1	12	8.3	IGINLA	4	4	3	7	1	6	1	0	13	30.8
UMBERGER	4	4	0	4	-1	4	1	0	19	21.1	CAMMALLERI	4	3	2	5	1	12	1	0	13	23.1
WILLIAMS	3	2	2	4	1	0	2	0	11	18.2	PHANEUF	4	1	1	2	-2	26	1	0	7	14.3
MALHOTRA	4	2	2	4	1	0	0	8	25		AUCOIN	4	0	2	2	-1	0	0	0	4	0
HUSELIUS	2	0	4	4	1	4	0	0	10	0	CONROY	4	0	2	2	1	2	0	0	5	0
VORACEK	4	1	2	3	3	14	0	0	3	33.3	MOSS	4	1	0	1	-3	0	0	0	11	9.1
HEJDA	4	0	3	3	1	4	0	0	4	0	GIORDANO	2	0	1	1	-1	2	0	0	2	0
MODIN	2	0	2	2	1	4	0	0	4	0	LUNDMARK	2	0	1	1	0	0	0	0	4	0
BRASSARD	1	1	0	1	2	0	0	0	3	33.3	BERTUZZI	4	0	1	1	-3	7	0	0	3	0
CHIMERA	2	1	0	1	2	5	0	0	5	20	BOYD	4	0	1	1	-1	0	0	0	3	0

## GOALTENDING

BLUE JACKETS	GP	MIN	GA	AVG	EN	SO	W	L	OTL	ST	SV%
MASON	4	244	8	1.97	1	1	2	1	1	114	.930
FLAMES	GP	MIN	GA	AVG	EN	SO	W	L	OTL	ST	SV%
MCELHINNEY	2	97	5	3.09	0	0	0	1	0	47	.894
KIPRUSOFF	3	148	8	3.24	0	0	2	1	0	79	.899





PAUL MAURICE

RBC CENTER  
1400 Edwards Mill Road  
Raleigh, North Carolina 27607

www.carolinahurricanes.com  
Phone: (919) 467-7825  
Fax: (919) 462-0123

#### DIRECTORY

**First Season:** 1979-80  
(Relocated from Hartford in 1997)  
**Home Ice:** RBC Center  
18,680 (opened in 1999)  
**Playoff Appearances:** 13 (most recent, 2008-09)  
**Stanley Cup Titles:** 1 (2006)  
**President and GM:** Jim Rutherford  
**Head Coach:** Paul Maurice  
**Assistant Coaches:** Tom Barrasso,  
Kevin McCarthy, Tom Rowe  
**Public Relations Contact:**  
Mike Sundheim 919/861-5477  
**Public Relations Fax:** 919/462-0123  
**Press Box Phone:** 919/861-2300, ext. 6560, 6533

#### 2008-09 SEASON

**Record:** 45-30-7, 97 pts.  
**Home:** 26-14-1, 53 pts.  
**Away:** 19-16-6, 44 pts.  
**Playoffs:** Lost 4-0 (PIT) CF

#### LEADERS

**Points:** Ray Whitney, 77  
**Goals:** Eric Staal, 40  
**Assists:** Ray Whitney, 53  
**+/-:** Eric Staal, 15  
**PIM:** Tuomo Ruutu, 79  
**Def. Points:** Joe Corvo, 38  
**Goaltending:** Cam Ward,  
39-23-5, 2.44 GAA, .916 SV%, 6 SO



ERIC STAAL

## COLUMBUS VS. CAROLINA ALL-TIME

SEASON	W-L-T/O	Home	Away	GF-GA	SF-SA	PP	PK	PIM
2000-01	1-1-0-0	1-0-0-0	0-1-0-0	4-3	40-58	2-of-11	5-of-6	28-36
2001-02	0-1-0-0	0-0-0-0	0-1-0-0	2-5	18-38	1-of-4	6-of-6	10-10
2002-03	0-2-0-0	0-1-0-0	0-1-0-0	7-10	67-66	2-of-7	7-of-10	27-21
2003-04	1-1-0-0	0-1-0-0	1-0-0-0	4-4	45-63	2-of-9	7-of-8	20-22
2005-06	0-1-0	0-0-0	0-1-0	1-2	26-32	0-of-4	6-of-7	14-8
2006-07	DID NOT PLAY							
2007-08	1-0-0	1-0-0	0-0-0	4-1	23-24	1-of-6	3-of-4	13-17
2008-09	1-0-0	0-0-0	1-0-0	5-1	20-27	2-of-4	3-of-3	6-8
<b>TOTAL</b>	<b>4-6-0</b>	<b>2-2-0</b>	<b>2-4-0</b>	<b>27-26</b>	<b>239-308</b>	<b>10-of-45</b>	<b>37-of-44</b>	<b>118-122</b>

#### OVERALL

#### AT CBJ

#### AT CAR

#### Current Streak:

CBJ, 2 (2-0-0)

CBJ, 1 (1-0-0)

CBJ, 1 (1-0-0)

(12/29/07 – current)

(12/29/07 – current)

(2/14/09 – current)

#### Last Win:

2/14/09, 5-1 at CAR

12/29/07, 4-1

2/14/09, 5-1

#### Last Loss:

12/15/05, 1-2 at CAR

3/11/04, 1-4

12/15/05, 1-2

#### Most Lopsided Win:

4, 2/14/09, 5-1 at CAR

3, 12/29/07, 4-1

4, 2/14/09, 5-1

#### Most Lopsided Loss:

3, 2x

3, 3/11/04, 1-4

3, 11/19/01, 2-5

#### Last Tie:

None

None

None

#### Last OT Game:

None

None

None

#### OT Record:

0-0-0

0-0-0

0-0-0

#### Most Goals Scored:

5, 2x (2/14/09, 5-1 W at CAR)

4, 12/29/07 (4-1 W)

5, 2/14/09 (5-1 W)

#### Most Goals Allowed:

6, 3/10/03 (5-6 L at CAR)

4, 2x (3/11/04 most recent, 1-4 L)

6, 3/10/03 (5-6 L)

#### Most Goals, Both Teams:

11, 3/10/03 (5-6 L at CAR)

6, 11/30/02 (2-4 L)

11, 3/10/03 (5-6 L)

#### Longest Win Streak:

2, 12/29/07 – current

1, 2x (12/29/07 most recent)

1, 2/14/09 – current

#### Longest Pts. Streak:

2, 12/29/09 – current (2-0-0)

1, 2x (12/29/07 most recent, 1-0-0)

1, 2/14/09 – current (1-0-0)

#### Longest Losing Streak:

4, 3/7/01 – 3/10/03

2, 11/30/02 – 3/8/04

3, 3/7/01 – 3/10/03

#### Longest Winless Streak:

4, 3/7/01 – 3/10/03 (0-4-0)

2, 11/30/02 – 3/8/04 (0-2-0)

3, 3/7/01 – 3/10/03 (0-3-0)

#### SHUTOUTS

CBJ	1	3/2/04, Denis 25 saves (3-0 at CAR)
CAR	0	None

#### HAT TRICKS

CBJ	0	None
CAR	0	None

#### PENALTY SHOTS

CBJ	0	None
CAR	0	None



## ALL-TIME RESULTS

2000-01 12/29 at CBJ 3, CAR 1 3/7 at CAR 2, CBJ 1	(1-1-0-0)	2001-02 11/19 at CAR 5, CBJ 2	(0-1-0-0)	2002-03 11/30 CAR 4, at CBJ 2 3/10 at CAR 6, CBJ 5	(0-2-0-0)	2003-04 3/2 CBJ 3, at CAR 0 3/11 CAR 4, at CBJ 1	(1-1-0-0)	2005-06 12/15 at CAR 2, CBJ 1	(0-1-0)
2006-07 DID NOT PLAY	(0-0-0)	2007-08 12/29 at CBJ 4, CAR 1	(1-0-0)						

## 2008-09 RESULTS (1-0-0)

DATE	RESULT	ATTN	GOALTENDERS	GWG GOAL
Feb. 14, 2009	CBJ 5, at CAR 1	18,680	Mason/Ward	Huselius

GOALS BY PERIOD	1ST	2ND	3RD	OT	TOTAL	SHOTS BY PERIOD	1ST	2ND	3RD	OT	TOTAL
CBJ	1	1	3	-	5	CBJ	4	9	7	-	20
CAR	0	0	1	-	1	CAR	9	9	9	-	27

POWER PLAY	GOALS	ATTEMPTS	PCT	PENALTY KILLING	KILLS	ATTEMPTS	PCT
CBJ	2	4	50.0	CBJ	3	3	100.0
CAR	0	3	0.0	CAR	2	4	50.0

COLUMBUS	GP	G	A	TP	+/-	PM	PP	SH	S	PCT	CAROLINA	GP	G	A	TP	+/-	PM	PP	SH	S	PCT
HUSELIUS	1	2	1	3	1	0	1	0	3	66.7	SEIDENBERG	1	1	0	1	0	0	0	0	1	100
NASH	1	0	3	3	1	2	0	0	1	0	BABCHUK	1	0	0	0	0	0	0	0	2	0
MALHOTRA	1	1	1	2	2	2	0	0	3	33.3	BAYDA	1	0	0	0	0	0	0	0	1	0
COMMODORE	1	1	0	1	3	0	0	0	1	100	BRIND'AMOUR	1	0	0	0	0	0	0	0	1	0
UMBERGER	1	1	0	1	-1	0	1	0	2	50	CORVO	1	0	0	0	-3	0	0	0	6	0
BOLL	1	0	1	1	1	0	0	0	1	0	CULLEN	1	0	0	0	-1	0	0	0	1	0
HEJDA	1	0	1	1	2	0	0	0	0	0	EAVES	1	0	0	0	0	2	0	0	0	0
PECA	1	0	1	1	1	0	0	0	0	0	GLEASON	1	0	0	0	-2	0	0	0	0	0
RUSSELL	1	0	1	1	-1	0	0	0	1	0	JOKINEN	1	0	0	0	0	0	0	0	3	0
TYUTIN	1	0	1	1	0	0	0	0	2	0	LAROSE	1	0	0	0	0	0	0	0	1	0

## GOALTENDING

BLUE JACKETS	GP	MIN	GA	AVG	EN	SO	W	L	OTL	ST	SV%
MASON	1	60	1	1.00	0	0	1	0	0	27	.963

HURRICANES	GP	MIN	GA	AVG	EN	SO	W	L	OTL	ST	SV%
WARD	1	60	4	4.00	1	0	0	1	0	19	.789



JOEL QUENNEVILLE

UNITED CENTER  
1901 W. Madison  
Chicago, Illinois 60612

#### DIRECTORY

**First Season:** 1926-27  
**Home Ice:** United Center  
19,717 (opened in 1994)  
**Playoff Appearances:** 54 (most recent, 2008-09)  
**Stanley Cup Titles:** 3 (most recent, 1961)  
**President:** John McDonough  
**General Manager:** Stan Bowman  
**Head Coach:** Joel Quenneville  
**Assistant Coaches:** John Torchetti, Mike Haviland  
**Public Relations Contact:**  
Brandon Faber 312/455-7060  
**Public Relations Fax:** 312/455-7041  
**Press Box Phone:** 312/455-4678


[www.chicagoblackhawks.com](http://www.chicagoblackhawks.com)  
Phone: (312) 455-7000  
Fax: (312) 455-7042

#### 2008-09 SEASON

**Record:** 46-24-12, 104 pts.  
**Home:** 24-9-8, 56 pts.  
**Away:** 22-15-4, 48 pts.  
**Playoffs:** Lost 4-1 (DET) CF

#### LEADERS

**Points:** Martin Havlat, 77  
**Goals:** Jonathan Toews, 34  
**Assists:** Martin Havlat, 48  
**+/-:** Duncan Keith, 33  
**PIM:** Ben Eager, 161  
**Def. Points:** Brian Campbell, 52  
**Goaltending:** Nikolai Khabibulin, 25-8-7, 2.33 GAA, .919 SV%, 3 SO



JONATHAN TOEWS

## COLUMBUS VS. CHICAGO ALL-TIME

SEASON	W-L-T/O	Home	Away	GF-GA	SF-SA	PP	PK	PIM
2000-01	1-4-0-0	1-2-0-0	0-2-0-0	9-18	118-137	2-of-25	18-of-23	86-80
2001-02	1-2-2-0	1-0-1-0	0-2-1-0	10-12	124-154	6-of-26	17-of-19	121-135
2002-03	2-3-0-0	2-1-0-0	0-2-0-0	11-15	141-153	2-of-25	21-of-23	105-152
2003-04	4-2-0-0	2-1-0-0	2-1-0-0	17-19	204-188	6-of-34	21-of-25	106-120
2005-06	5-3-0	3-1-0	2-2-0	26-21	212-299	5-of-40	42-of-48	106-100
2006-07	4-4-0	2-2-0	2-2-0	27-26	220-192	11-of-43	26-of-31	116-130
2007-08	4-3-1	2-2-0	2-1-1	27-29	229-217	6-of-38	28-of-35	107-129
2008-09	3-1-2	1-0-2	2-1-0	17-17	175-164	2-of-22	19-of-26	69-59
<b>TOTAL</b>	<b>24-22-5</b>	<b>14-9-3</b>	<b>10-13-2</b>	<b>144-157</b>	<b>1423-1504</b>	<b>40-of-253</b>	<b>192-of-230</b>	<b>816-905</b>

#### OVERALL

CBJ, 4 (3-0-1)  
(3/30/08 – current)  
4/8/09, 4-3 SO at CHI  
4/5/09, 0-1 OT at CBJ  
4, 2x (3/26/08, 4-0 at CBJ)  
7, 1/22/04, 0-7 at CHI  
11/23/01, 2-2 at CBJ  
4/8/09, 4-3 SOW at CHI  
5-2-3  
7 (10/23/07, 7-4 W at CHI)  
7, 3x  
11, 10/23/07 (7-4 W at CHI)  
4, 2/27/04 – 12/30/05  
4, 2x (3/13/09 – current, 3-0-1)  
4, 10/7/00 – 11/12/01  
4, 10/7/00 – 11/12/01 (0-4-0)

#### AT CBJ

CBJ, 4 (2-0-2)  
(3/26/08 – current)  
3/18/09, 4-3 OT  
4/5/09, 0-1 OT  
4, 2x, 3/26/08, 4-0  
6, 2/15/03, 1-7  
11/23/01, 2-2  
4/5/09, 0-1 L  
3-2-1  
5, 5x (3/20/07 most recent, 5-2 W)  
7, 2x (2/13/08 most recent, 2-7 L)  
10, 12/16/06 (4-6 L)  
3, 1/12/02 – 1/20/03  
5, 4/8/01 – 1/20/03 (3-0-2)  
2, 2x (2/13 – 3/14/08 most recent, 0-2-0)  
2, 2x (2/13 – 3/14/08 most recent, 0-2-0)

#### AT CHI

CBJ, 2 (2-0-0)  
(3/13/09 – current)  
4/8/09, 4-3 SO  
12/14/08, 1-3  
3, 2x (10/23/07, 7-4)  
7, 1/22/04, 0-7  
10/14/01, 2-2  
4/8/09, 4-3 SOW  
2-0-2  
7, 10/23/07 (7-4 W)  
7, 1/22/04 (0-7 L)  
11, 10/23/07 (7-4 W)  
3, 2/27/04 – 12/30/05  
3, 2/27/04 – 12/30/05 (3-0-0)  
4, 1/10/02 – 12/20/02  
7, 10/15/00 – 12/20/02 (0-6-1)

#### Current Streak:

#### Last Win:

#### Last Loss:

#### Most Lopsided Win:

#### Most Lopsided Loss:

#### Last Tie:

#### Last OT Game:

#### OT Record:

#### Most Goals Scored:

#### Most Goals Allowed:

#### Most Goals, Both Teams:

#### Longest Win Streak:

#### Longest Pts. Streak:

#### Longest Losing Streak:

#### Longest Winless Streak:

#### SHUTOUTS

CBJ	2
CHI	5

1/24/08, Leclaire 30 saves (1-0 at CHI); 3/26/08, Norrena 17 saves (4-0 at CBJ)  
12/3/00, Thibault 29 saves (0-5 at CHI); 4/14/02, Thibault 28 saves (0-2 at CHI); 1/22/04, Anderson 39 saves (0-7 at CHI); 11/12/06, Boucher 28 saves (0-1 at CHI); 4/5/09, Khabibulin 20 saves (0-1 OT at CBJ)

#### HAT TRICKS

CBJ	0	None
CHI	0	None

#### PENALTY SHOTS

CBJ	3	10/15/00, Vyborny goal against Tallas (1-2 L at CHI); 3/15/06, Fritsche unsuccessful against Khabibulin (2-3 L at CHI); 12/31/06, Nash unsuccessful against Khabibulin (3-1 W at CBJ); 4/8/09, Nash unsuccessful against Khabibulin (4-3 SOW at CHI)
CHI	0	None

## ALL-TIME RESULTS

2000-01	(1-4-0-0)	2001-02	(1-2-2-0)	2002-03	(2-3-0-0)	2003-04	(4-2-0-0)	2005-06	(5-3-0)
10/7	CHI 5, at CBJ 3	10/14	CBJ 2, at CHI 2 OT	10/10	at CBJ 2, CHI 1	10/16	at CBJ 2, CHI 1	10/9	CBJ 3, at CHI 2
10/15	at CHI 2, CBJ 1	11/23	CHI 2, at CBJ 2 OT	10/29	at CHI 3, CBJ 2	12/26	CBJ 4, at CHI 1	12/26	at CBJ 4, CHI 3 OT
12/3	at CHI 5, CBJ 0	1/10	at CHI 2, CBJ 1	12/20	at CHI 3, CBJ 1	1/22	at CHI 7, CBJ 0	12/30	CBJ 3, at CHI 2
1/12	CHI 3, at CBJ 1	1/12	at CBJ 5, CHI 4	1/20	at CBJ 5, CHI 1	1/24	at CBJ 4, CHI 3	3/7	CHI 3, at CBJ 1
4/8	at CBJ 4, CHI 3 OT	4/14	at CHI 2, CBJ 0	2/15	CHI 7, at CBJ 1	2/25	CHI 4, at CBJ 3	3/15	at CHI 3, CBJ 2
						2/27	CBJ 4, at CHI 3	4/1	at CBJ 5, CHI 2
								4/15	at CBJ 5, CHI 2
								4/16	at CHI 4, CBJ 3

2006-07	(4-4-0)	2007-08	(4-3-1)
10/7	CBJ 5, at CHI 4	10/23	CBJ 7, at CHI 4
11/12	at CHI 1, CBJ 0	11/7	at CHI 5, CBJ 2
12/16	CHI 6, at CBJ 4	11/14	at CBJ 4, CHI 2
12/31	at CBJ 3, CHI 1	1/24	CBJ 1, at CHI 0
1/16	CBJ 5, at CHI 4 OT	2/13	CHI 7, at CBJ 2
2/11	CHI 5, at CBJ 4	3/14	CHI 6, at CBJ 3
3/20	at CBJ 5, CHI 2	3/26	at CBJ 4, CHI 0
3/30	at CHI 3, CBJ 1	3/30	at CHI 5, CBJ 4 SO

## 2008-09 RESULTS (3-1-2)

DATE	RESULT	ATTN	GOALTENDERS	GWG GOAL
Nov. 1, 2008	CHI 4, at CBJ 3 SO	14,680	Norrena/Huet	Toews
Dec. 14, 2008	at CHI 3, CBJ 1	21,379	Mason/Huet	Havlat
Mar. 13, 2009	CBJ 5, at CHI 3	22,176	Dubielewicz/Huet	Torres
Mar. 18, 2009	at CBJ 4, CHI 3 OT	15,190	Mason/Huet	Vermette
Apr. 5, 2009	CHI 1, at CBJ 0 OT	15,957	Mason/Khabibulin	Versteeg
Apr. 8, 2009	CBJ 4, at CHI 3 SO	21,536	Mason/Khabibulin	Tyutin

GOALS BY PERIOD	1ST	2ND	3RD	OT	TOTAL	SHOTS BY PERIOD	1ST	2ND	3RD	OT	TOTAL
CBJ	6	4	5	1	17	CBJ	57	71	38	9	175
CHI	5	6	4	1	17	CHI	51	48	54	11	164

POWER PLAY	GOALS	ATTEMPTS	PCT	PENALTY KILLING	KILLS	ATTEMPTS	PCT
CBJ	2	22	9.1	CBJ	19	26	73.1
CHI	7	26	26.9	CHI	20	22	90.9

COLUMBUS	GP	G	A	TP	+/-	PM	PP	SH	S	PCT	CHICAGO	GP	G	A	TP	+/-	PM	PP	SH	S	PCT
UMBERGER	6	2	4	6	2	2	1	0	17	11.8	KEITH	6	0	8	8	1	6	0	0	11	0
VERMETTE	4	4	1	5	6	2	1	0	8	50	KANE	6	2	4	6	-6	2	1	0	19	10.5
NASH	6	3	2	5	-1	4	0	1	25	12	VERSTEEG	6	2	4	6	3	4	1	0	16	12.5
PECA	6	0	4	4	-1	0	0	0	4	0	SEABROOK	6	4	1	5	-1	10	2	0	13	30.8
VORACEK	6	0	4	4	2	2	0	0	12	0	HAVLAT	6	3	1	4	-2	0	1	0	21	14.3
HUSELIUS	4	2	1	3	-1	2	0	0	12	16.7	TOEWS	6	1	3	4	-6	0	1	0	5	20
BRASSARD	2	0	3	3	2	0	0	0	3	0	BARKER	6	0	3	3	-3	2	0	0	7	0
WILLIAMS	4	1	1	2	2	2	0	0	5	20	LADD	6	0	3	3	0	2	0	0	10	0
TORRES	5	1	1	2	0	0	0	0	12	8.3	SHARP	2	2	0	2	0	2	1	0	7	28.6
TYUTIN	6	1	1	2	-1	12	0	1	11	9.1	BOLLAND	6	2	0	2	0	4	0	0	7	28.6

## GOALTENDING

BLUE JACKETS	GP	MIN	GA	AVG	EN	SO	W	L	OTL	ST	SV%
MASON	4	250	9	2.16	1	0	2	1	1	109	.917
NORRENA	1	65	3	2.77	0	0	0	0	1	24	.875
DUBIELEWICZ	1	60	3	3.00	0	0	1	0	0	30	.900


  

BLACKHAWKS	GP	MIN	GA	AVG	EN	SO	W	L	OTL	ST	SV%
KHABIBULIN	2	128	3	1.41	0	1	1	0	1	42	.929
HUET	4	245	12	2.94	1	0	2	1	1	132	.909





JOE SACCO



PAUL STASTNY

PEPSI CENTER  
1000 Chopper Circle  
Denver, Colorado 80204

### DIRECTORY

**First Season:** 1979-80  
(Relocated from Quebec City in 1995)  
**Home Ice:** Pepsi Center  
18,007 (opened in 1999)  
**Playoff Appearances:** 20 (most recent, 2007-08)  
**Stanley Cup Titles:** 2 (1996 and 2001)  
**President:** Pierre Lacroix  
**General Manager:** Greg Sherman  
**Head Coach:** Joe Sacco  
**Assistant Coaches:** Steve Konowalchuk,  
Sylvain Lefebvre  
**Public Relations Contact:**  
Jean Martineau 303/405-6005  
**Public Relations Fax:** 303/893-0614  
**Press Box Phone:** 303/575-1926

[www.coloradoavalanche.com](http://www.coloradoavalanche.com)  
Phone: (303) 405-1100  
Fax: (303) 893-0614

### 2008-09 SEASON

**Record:** 32-45-5, 69 pts.  
**Home:** 18-21-2, 38 pts.  
**Away:** 14-24-3, 31 pts.  
**Playoffs:** did not qualify

### LEADERS

**Points:** Milan Hejduk, 59  
**Goals:** Milan Hejduk, 27  
**Assists:** Ryan Smyth, 33  
+/-: Ben Guite, 2  
**PIM:** Ian Laperriere, 163  
**Def. Points:** John-Michael Liles, 39  
**Goaltending:** Peter Budaj,  
20-29-5, 2.86 GAA, .899 SV %, 2 SO

## COLUMBUS VS. COLORADO ALL-TIME

SEASON	W-L-T/O	Home	Away	GF-GA	SF-SA	PP	PK	PIM
2000-01	0-4-0-0	0-2-0-0	0-2-0-0	6-17	84-114	2-of-12	15-of-21	100-62
2001-02	0-4-0-0	0-2-0-0	0-2-0-0	2-16	103-113	1-of-17	8-of-11	43-75
2002-03	0-3-1-0	0-1-1-0	0-2-0-0	7-17	93-155	2-of-15	21-of-25	86-66
2003-04	1-3-0-0	1-1-0-0	0-2-0-0	8-19	154-150	4-of-25	9-of-15	66-78
2005-06	0-3-1	0-2-0	0-1-1	3-12	109-149	0-of-11	14-of-21	59-37
2006-07	1-3-0	0-2-0	1-1-0	8-11	113-115	1-of-19	11-of-14	49-49
2007-08	2-2-0	2-0-0	0-2-0	11-13	99-105	1-of-12	13-of-16	70-54
2008-09	4-0-0	2-0-0	2-0-0	17-6	104-113	2-of-10	14-of-17	66-44
<b>TOTAL</b>	<b>8-22-2</b>	<b>5-10-1</b>	<b>3-12-1</b>	<b>62-111</b>	<b>859-1014</b>	<b>13-of-121</b>	<b>105-of-140</b>	<b>539-465</b>

### OVERALL

### AT CBJ

### AT COL

<b>Current Streak:</b>	CBJ, 4 (4-0-0) (10/30/08 – current)	CBJ, 4 (4-0-0) (12/5/07 – current)	CBJ, 2 (2-0-0) (10/30/08 – current)
<b>Last Win:</b>	2/10/09, 3-0 at CBJ	2/10/09, 3-0	1/2/09, 6-1
<b>Last Loss:</b>	1/20/08, 1-3 at COL	11/17/06, 0-3	1/20/08, 1-3
<b>Most Lopsided Win:</b>	5, 1/2/09, 6-1 at COL	3, 2/10/09, 3-0	5, 1/2/09, 6-1
<b>Most Lopsided Loss:</b>	6, 1/6/04, 0-6 at COL	5, 2x (most recent, 11/25/05, 0-5)	6, 1/6/04, 0-6
<b>Last Tie:</b>	1/28/03, 2-2 at CBJ	1/28/03, 2-2	None
<b>Last OT Game:</b>	1/7/06, 2-3 SOL at COL	2/28/04, 5-4 OTW	1/7/06, 2-3 SOL
<b>OT Record:</b>	1-0-2	1-0-1	0-0-1
<b>Most Goals Scored:</b>	6, 1/2/09 (6-1 W at COL)	5, 2/28/04 (5-4 OTW)	6, 1/2/09 (6-1 W)
<b>Most Goals Allowed:</b>	6, 1/6/04 (0-6 L at COL)	5, 5x (11/1/06 most recent, 3-5 L)	6, 1/6/04 (0-6 L)
<b>Most Goals, Both Teams:</b>	9, 3x	9, 2x, 12/5/07 (5-4 W)	9, 11/12/02 (4-5 L)
<b>Longest Win Streak:</b>	4, 10/30/08 – current	4, 12/5/07 – current	2, 10/30/08 – current
<b>Longest Pts. Streak:</b>	4, 10/30/08 – current (4-0-0)	4, 12/5/07 – current (4-0-0)	2, 10/30/08 – current (2-0-0)
<b>Longest Losing Streak:</b>	10, 10/14/00 – 1/23/03	4, 10/18/00 – 12/8/01	10, 10/14/00 – 3/2/06
<b>Longest Winless Streak:</b>	14, 10/14/00 – 2/28/04 (0-12-2)	6, 10/18/00 – 3/13/03 (0-5-1)	10, 10/14/00 – 3/2/06 (0-9-1)

### SHUTOUTS

CBJ	2	12/5/06, Norrena 42 saves (3-0 at COL); 2/10/09, LaCosta 31 saves (3-0 at CBJ)
COL	7	10/20/01, Roy 24 saves (0-5 at CBJ); 12/8/01, Roy 26 saves (0-2 at CBJ); 1/23/03, Roy 18 saves (0-5 at COL); 1/6/04, Aebischer 35 saves (0-6 at COL); 11/25/05, Aebischer 35 saves (0-5 at CBJ); 3/2/06, Aebischer 24 saves (0-1 at COL); 11/17/06, Budaj 25 saves (0-3 at CBJ)

### HAT TRICKS

CBJ	0	None
COL	1	3/13/03, Sakic against Denis (3) (1-5 L at CBJ); 10/13/07, Sakic against Leclaire (3) (1-5 L at COL)

### PENALTY SHOTS

CBJ	1	1/2/09, Nash successful against Budaj (6-1 W at COL)
COL	3	12/12/01, Podein unsuccessful against Denis (1-5 L at COL); 1/23/03, McAmmond unsuccessful against Denis (0-5 L at COL); 2/28/04, Kariya unsuccessful against Denis (5-4 OTW at CBJ)



## ALL-TIME RESULTS

2000-01	(0-4-0-0)	2001-02	(0-4-0-0)	2002-03	(0-3-1-0)	2003-04	(1-3-0-0)	2005-06	(0-3-1)
10/14	at COL 3, CBJ 1	10/20	COL 5, at CBJ 0	11/12	at COL 5, CBJ 4	12/6	at COL 5, CBJ 1	11/25	COL 5, at CBJ 0
10/18	COL 5, at CBJ 1	12/8	COL 2, at CBJ 0	1/23	at COL 5, CBJ 0	1/6	at COL 6, CBJ 0	1/7	at COL 3, CBJ 2 SO
11/22	at COL 5, CBJ 2	12/12	at COL 5, CBJ 1	1/28	at CBJ 2, COL 2 OT	2/28	at CBJ 5, COL 4 OT	2/10	COL 4, at CBJ 1
1/10	COL 4, at CBJ 2	3/6	at COL 4, CBJ 1	3/13	COL 5, at CBJ 1	4/2	COL 4, at CBJ 2	3/2	at COL 1, CBJ 0
2006-07	(1-3-0)	2007-08	(2-2-0)						
11/1	COL 5, at CBJ 3	10/13	at COL 5, CBJ 1						
11/17	COL 3, at CBJ 0	12/5	at CBJ 5, COL 4						
12/5	CBJ 3, at COL 0	12/12	at CBJ 4, COL 1						
2/27	at COL 3, CBJ 2	1/20	at COL 3, CBJ 1						

## 2008-09 RESULTS (4-0-0)

DATE	RESULT	ATTN	GOALTENDERS	GWG GOAL
Oct. 30, 2008	CBJ 4, at COL 2	14,945	Norrena/Raycroft & Budaj	Murray
Jan. 2, 2009	CBJ 6, at COL 1	14,482	Mason/Budaj	Nash
Jan. 13, 2009	at CBJ 4, COL 3	15,343	Mason/Raycroft	Peca
Feb. 10, 2009	at CBJ 3, COL 0	14,506	LaCosta/Budaj	Murray

GOALS BY PERIOD	1ST	2ND	3RD	OT	TOTAL	SHOTS BY PERIOD	1ST	2ND	3RD	OT	TOTAL
CBJ	1	7	9	-	17	CBJ	41	34	29	-	104
COL	2	1	3	-	6	COL	28	42	43	-	113

POWER PLAY	GOALS	ATTEMPTS	PCT	PENALTY KILLING	KILLS	ATTEMPTS	PCT
CBJ	2	10	20.0	CBJ	14	17	82.4
COL	3	17	17.6	COL	8	10	80.0

COLUMBUS	GP	G	A	TP +/-	PM	PP	SH	S	PCT	COLORADO	GP	G	A	TP +/-	PM	PP	SH	S	PCT		
HUSELIUS	4	3	2	5	5	0	0	0	7	42.9	STEWART	3	1	1	2	1	5	0	0	7	14.3
UMBERGER	4	2	3	5	3	4	2	0	10	20	ARNASON	4	1	1	2	-5	0	1	0	8	12.5
NASH	3	1	3	4	4	2	0	0	11	9.1	SVATOS	4	1	1	2	-3	0	0	0	9	11.1
VORACEK	4	2	1	3	4	0	0	0	9	22.2	CLARK	4	0	2	2	-2	2	0	0	9	0
CHIMERA	2	1	2	3	3	0	0	0	5	20	STASTNY	1	1	0	1	-1	0	1	0	3	33.3
MODIN	3	1	2	3	2	2	0	0	6	16.7	SMYTH	4	1	0	1	-3	2	1	0	11	9.1
COMMODORE	4	1	2	3	6	6	0	0	3	33.3	TUCKER	4	1	0	1	-3	7	0	0	5	20
HEJDA	4	1	2	3	9	0	0	0	4	25	SAKIC	1	0	1	1	-1	0	0	0	4	0
PECA	4	1	2	3	1	2	0	0	5	20	HENSICK	3	0	1	1	-1	0	0	0	7	0
MALHOTRA	4	0	3	3	5	0	0	0	10	0	LAPERRIERE	3	0	1	1	0	5	0	0	4	0

## GOALTENDING

BLUE JACKETS	GP	MIN	GA	AVG	EN	SO	W	L	OTL	ST	SV%
LACOSTA	1	60	0	0.00	0	1	1	0	0	31	1.000
NORRENA	1	60	2	2.00	0	0	1	0	0	32	.938
MASON	2	119	4	2.02	0	0	2	0	0	50	.920

AVALANCHE	GP	MIN	GA	AVG	EN	SO	W	L	OTL	ST	SV%
BUDAJ	3	139	9	3.88	0	0	0	2	0	63	.857
RAYCROFT	2	99	8	4.85	0	0	0	2	0	41	.805



MARC CRAWFORD

DR PEPPER ARENA  
2601 Avenue of the Stars  
Frisco, Texas 75034

www.dallasstars.com  
Phone: (214) 387-5500  
Fax: (214) 387-5564

#### DIRECTORY

**First Season:** 1967-68  
(Relocated from Minneapolis-St. Paul in 1993)  
**Home Ice:** American Airlines Center  
18,532 (opened in 2001)  
**Playoff Appearances:** 29 (most recent, 2007-08)  
**Stanley Cup Titles:** 1 (1999)  
**President:** Jeff Cogen  
**General Manager:** Joe Nieuwendyk  
**Head Coach:** Marc Crawford  
**Assistant Coaches:** Stu Barnes, Charlie Huddy, Andy Moog  
**Public Relations Contact:**  
Jason Rademan 214/387-5558  
**Public Relations Fax:** 214/387-5564  
**Press Box Phone:** 214/665-4600

#### 2008-09 SEASON

**Record:** 36-35-11, 83 pts.  
**Home:** 20-16-5, 45 pts.  
**Away:** 16-19-6, 38 pts.  
**Playoffs:** did not qualify

#### LEADERS

**Points:** Mike Ribeiro, 78  
**Goals:** Loui Eriksson, 36  
**Assists:** Mike Ribeiro, 56  
**+/-:** Loui Eriksson, 14  
**PIM:** Steve Ott, 135  
**Def. Points:** Matt Niskanen, 35  
**Goaltending:** Marty Turco,  
33-31-10, 2.81 GAA, .898 SV%, 3 SO



BRENDEN MORROW

## COLUMBUS VS. DALLAS ALL-TIME

SEASON	W-L-T/O	Home	Away	GF-GA	SF-SA	PP	PK	PIM
2000-01	1-3-0-0	1-1-0-0	0-2-0-0	5-13	88-106	2-of-9	13-of-16	41-29
2001-02	0-4-0-0	0-2-0-0	0-2-0-0	8-16	102-116	2-of-11	11-of-14	49-43
2002-03	1-2-0-1	1-1-0-0	0-1-0-1	8-11	87-144	3-of-16	20-of-20	65-68
2003-04	0-4-0-0	0-2-0-0	0-2-0-0	7-12	86-117	3-of-18	10-of-11	40-62
2005-06	1-3-0	1-1-0	0-2-0	13-18	92-126	4-of-24	20-of-27	54-50
2006-07	3-1-0	1-1-0	2-0-0	8-7	105-101	0-of-13	18-of-22	50-32
2007-08	1-1-2	0-0-2	1-1-0	8-10	121-111	4-of-19	17-of-17	55-58
2008-09	1-1-2	0-1-1	1-0-1	15-20	136-101	3-of-17	14-of-17	95-65
<b>TOTAL</b>	<b>8-19-5</b>	<b>4-9-3</b>	<b>4-10-2</b>	<b>72-107</b>	<b>817-922</b>	<b>21-of-127</b>	<b>123-of-144</b>	<b>449-407</b>

#### OVERALL

DAL, 4 (3-0-1)

(1/22/08 – current)

10/10/08, 5-4 at DAL

2/16/09, 3-2 at CBJ

2, 3x

4, 2x (1/31/09, 3-7 at CBJ)

None

2/16/09, 2-3 SOL at CBJ

4-5-0

5, 3x (10/10/08, 5-4 OTW at DAL)

7, 1/31/09 (3-7 L at CBJ)

11, 12/18/08 (5-6 SOL)

2, 2x (1/22/08 – 10/10/08)

3, 1/22/08 – 12/18/08 (2-0-1)

10, 11/17/02 – 4/11/06

10, 11/17/02 – 4/11/06 (0-9-1)

#### AT CBJ

DAL, 11 (9-0-2)

(3/11/03 – current)

4/5/07, 2-1 OT

2/16/09, 3-2

2, 11/1/02, 4-2

4, 1/31/09, 3-7

None

2/16/09, 2-3 SOL

2-3-0

5, 4/18/06 (5-4 OTW)

7, 1/31/09 (3-7 L)

10, 1/31/09 (3-7 L)

1, 4x 4/5/07-current

3, 4/5/07 – 12/3/07 (1-0-2)

4, 2x 10/17/07 – current

4, 3/11/03 – 12/21/05 (0-4-0)

#### AT DAL

DAL, 2 (1-0-1)

(1/22/08 – current)

10/10/08, 5-4

12/18/08, 5-6 SO

2, 2x (1/22/08 most recent, 4-2)

4, 11/1/00, 0-4

None

12/18/08, 5-6 SOL

2-2-0

5, 2x (12/18/08 most recent, 5-6 SOL)

6, 12/18/08 (5-6 SOL)

11, 12/18/08 (5-6 SOL)

2, 2x (1/22/08 – 10/10/08, most recent)

3, 1/22/08 – current (2-0-1)

10, 11/11/00 – 4/11/06

10, 11/11/00 – 4/11/06 (0-9-1)

Current Streak:

Last Win:

Last Loss:

Most Lopsided Win:

Most Lopsided Loss:

Last Tie:

Last OT Game:

OT Record:

Most Goals Scored:

Most Goals Allowed:

Most Goals, Both Teams:

Longest Win Streak:

Longest Pts. Streak:

Longest Losing Streak:

Longest Winless Streak:

#### SHUTOUTS

CBJ 0

DAL 5

None

11/1/00, Belfour 14 saves (0-4 at DAL); 11/24/00, Belfour 23 saves (0-3 at DAL); 3/11/03, Tugnut 25 saves (0-2 at CBJ); 2/4/04, Turco 18 saves (0-1 at DAL); 3/9/07, Turco 30 saves (0-3 at CBJ)

#### HAT TRICKS

CBJ 0

DAL 2

None

3/3/04, Guerin against Denis (3) (2-4 L at DAL); 12/18/08, Eriksson against Leclaire (3) (5-6 SOL at DAL)

#### PENALTY SHOTS

CBJ 0

DAL 0

None

None

## ALL-TIME RESULTS

2000-01	(1-3-0-0)	2001-02	(0-4-0-0)	2002-03	(1-2-0-1)	2003-04	(0-4-0-0)	2005-06	(1-3-0)
11/1	at DAL 4, CBJ 0	12/22	DAL 4, at CBJ 2	11/1	at CBJ 4, DAL 2	10/25	DAL 3, at CBJ 2	11/18	at DAL 6, CBJ 3
11/14	at CBJ 3, DAL 2	1/21	DAL 5, at CBJ 3	11/17	at DAL 3, CBJ 2 OT	12/27	DAL 4, at CBJ 3	12/21	DAL 5, at CBJ 3
11/24	at DAL 3, CBJ 0	1/28	at DAL 4, CBJ 2	1/22	at DAL 4, CBJ 2	2/4	at DAL 1, CBJ 0	4/11	at DAL 3, CBJ 2
11/25	DAL 4, at CBJ 2	4/1	at DAL 3, CBJ 1	3/11	DAL 2, at CBJ 0	3/3	at DAL 4, CBJ 2	4/18	at CBJ 5, DAL 4 OT
2006-07	(3-1-0)	2007-08	(1-1-2)						
12/12	CBJ 3, at DAL 1	10/17	DAL 3, at CBJ 2 SO						
3/2	CBJ 3, at DAL 2 SO	12/3	DAL 2, at CBJ 1 SO						
3/9	DAL 3, at CBJ 0	1/19	at DAL 3, CBJ 1						
4/5	at CBJ 2, DAL 1 OT	1/22	CBJ 4, at DAL 2						

## 2008-09 RESULTS (1-1-2)

DATE	RESULT	ATTN	GOALTENDERS	GWG GOAL
Oct. 10, 2008	CBJ 5, at DAL 4 OT	18,532	Leclaire/Turco	Nash
Dec. 18, 2008	at DAL 6, CBJ 5 SO	16,281	Leclaire/Turco	Richards
Jan. 31, 2009	DAL 7, at CBJ 3	18,049	Dubielewicz & Mason/Turco	Neal
Feb. 16, 2009	DAL 3, at CBJ 2 SO	15,006	Mason/Turco	Neal

GOALS BY PERIOD	1ST	2ND	3RD	OT	TOTAL	SHOTS BY PERIOD	1ST	2ND	3RD	OT	TOTAL
CBJ	4	5	5	1	15	CBJ	40	45	35	16	136
DAL	6	8	4	0	20	DAL	27	42	28	4	101

POWER PLAY	GOALS	ATTEMPTS	PCT	PENALTY KILLING	KILLS	ATTEMPTS	PCT
CBJ	3	17	17.6	CBJ	14	17	82.4
DAL	3	17	17.6	DAL	14	17	82.4

COLUMBUS	GP	G	A	TP +/-	PM	PP	SH	S	PCT	DALLAS	GP	G	A	TP +/-	PM	PP	SH	S	PCT		
UMBERGER	4	3	3	6	0	0	1	0	13	23.1	ERIKSSON	4	5	2	7	3	0	1	0	11	45.5
NASH	4	3	2	5	-1	2	0	0	15	20	RICHARDS	4	3	4	7	3	0	0	0	15	20
HUSELIUS	4	3	1	4	-3	2	0	0	15	20	RIBEIRO	4	0	6	6	-4	2	0	0	7	0
VORACEK	4	1	3	4	2	0	0	0	9	11.1	NEAL	4	4	1	5	3	7	1	0	10	40
BRASSARD	2	2	0	2	3	5	1	0	3	66.7	DALEY	4	2	2	4	1	2	0	0	4	50
TYUTIN	4	1	1	2	-1	6	1	0	9	11.1	LUNDQVIST	4	0	3	3	2	4	0	0	4	0
BACKMAN	3	0	2	2	2	0	0	4	0		MODANO	4	0	3	3	4	4	0	0	7	0
CHIMERA	3	0	2	2	0	4	0	0	4	0	ROBIDAS	4	0	3	3	1	4	0	0	9	0
RUSSELL	4	0	2	2	-1	0	0	0	9	0	SUTHERBY	2	1	1	2	1	7	0	0	3	33.3
MURRAY	2	1	0	1	-1	0	0	0	5	20	NISKANEN	4	0	2	2	0	0	0	0	3	0


## GOALTENDING

BLUE JACKETS	GP	MIN	GA	AVG	EN	SO	W	L	OTL	ST	SV%
MASON	2	76	5	3.95	0	0	0	0	1	30	.833
LECLAIRE	2	130	9	4.15	0	0	1	0	1	48	.813
DUBIELEWICZ	1	49	4	4.90	0	0	0	1	0	23	.826
STARS	GP	MIN	GA	AVG	EN	SO	W	L	OTL	ST	SV%
TURCO	4	255	15	3.53	0	0	3	0	1	136	.890





MIKE BABCOCK



HENRIK ZETTERBERG

JOE LOUIS ARENA  
600 Civic Center Drive  
Detroit, Michigan 48226

#### DIRECTORY

**First Season:** 1926-27  
**Home Ice:** Joe Louis Arena  
20,066 (opened in 1979)  
**Playoff Appearances:** 57 (most recent, 2008-09)  
**Stanley Cup Titles:** 11 (most recent, 2008)  
**Owner and Governor:** Mike Ilitch  
**Executive VP & General Manager:** Ken Holland  
**Head Coach:** Mike Babcock  
**Assistant Coaches:** Paul MacLean,  
Brad McCrimmon  
**Public Relations Contact:**  
John Hahn 313/396-7538  
**Public Relations Fax:** 313/567-0296  
**Press Box Phone:** 313/396-7957

[www.detroitredwings.com](http://www.detroitredwings.com)  
Phone: (313) 394-7000  
Fax: (313) 567-0296

#### 2008-09 SEASON

**Record:** 51-21-10, 112 pts.  
**Home:** 27-9-5, 59 pts.  
**Away:** 24-12-5, 53 pts.  
**Playoffs:** Lost 4-3 (PIT) in Stanley Cup Final

#### LEADERS

**Points:** Pavel Datsyuk, 97  
**Goals:** Marian Hossa, 40  
**Assists:** Pavel Datsyuk, 65  
**+/-:** Pavel Datsyuk, 34  
**PIM:** Andreas Lilja, 66  
**Def. Points:** Nicklas Lidstrom & Brian Rafalski, 59  
**Goaltending:** Chris Osgood,  
26-9-8, 3.09 GAA, .887 SV%, 2 SO

## COLUMBUS VS. DETROIT ALL-TIME

SEASON	W-L-T/O	Home	Away	GF-GA	SF-SA	PP	PK	PIM
2000-01	1-2-0-2	1-0-0-2	0-2-0-0	8-14	133-177	4-of-21	19-of-22	58-60
2001-02	1-2-0-2	0-0-0-2	1-2-0-0	9-15	135-157	1-of-19	13-of-17	48-67
2002-03	0-4-1-0	0-2-1-0	0-2-0-0	13-19	147-155	1-of-28	17-of-19	75-73
2003-04	2-4-0-0	1-2-0-0	1-2-0-0	13-17	163-193	2-of-25	17-of-19	54-74
2005-06	1-5-2	0-4-0	1-1-2	18-37	203-305	3-of-39	35-of-44	105-80
2006-07	3-5-0	2-2-0	1-3-0	15-28	219-260	6-of-51	36-of-40	86-108
2007-08	3-4-1	2-1-1	1-3-0	21-25	181-250	8-of-41	28-of-40	94-98
2008-09	3-3-0	2-1-0	1-2-0	17-18	138-208	2-of-22	20-of-26	71-65
<b>TOTAL</b>	<b>14-29-8</b>	<b>8-12-6</b>	<b>6-17-2</b>	<b>114-173</b>	<b>1319-1405</b>	<b>27-of-246</b>	<b>185-of-227</b>	<b>591-625</b>

#### OVERALL

	DET, 1 (1-0-0)	DET, 1 (1-0-0)	CBJ, 1 (1-0-0)
<b>Current Streak:</b>	DET, 1 (1-0-0)	DET, 1 (1-0-0)	CBJ, 1 (1-0-0)
	(3/15/09 – current)	(3/15/09 – current)	(3/7/09 – current)
<b>Last Win:</b>	3/7/09, 8-2 at DET	2/13/09, 3-2	3/7/09, 8-2
<b>Last Loss:</b>	3/15/09, 0-4 at CBJ	3/15/09, 0-4	1/6/09, 0-3
<b>Most Lopsided Win:</b>	6, 3/7/09, 8-2 at DET	3, 11/20/03, 3-0	6, 3/7/09, 8-2
<b>Most Lopsided Loss:</b>	6, 10/22/05, 0-6 at CBJ	6, 10/22/05, 0-6	5, 12/20/06, 0-5
<b>Last Tie:</b>	4/4/03, 5-5 at CBJ	4/4/03, 5-5	None
<b>Last OT Game:</b>	1/27/09, 3-2 OTW at CBJ	1/27/09, 3-2 OTW	3/22/07, 2-1 SOW
<b>OT Record:</b>	4-7-1	2-5-1	2-2-0
<b>Most Goals Scored:</b>	8, 3/7/09, 8-2 W at DET	5, 3x (4/7/06 most recent, 5-6 SOL)	8, 3/7/09, 8-2 W
<b>Most Goals Allowed:</b>	7, 12/28/06, 4-7 L at CBJ	7, 12/28/06 (4-7 L)	6, 3x (10/24/05 most recent, 2-6 L)
<b>Most Goals, Both Teams:</b>	11, 2x	11, 12/28/06 (4-7 L)	11, 4/7/06 (5-6 SOL)
<b>Longest Win Streak:</b>	3, 2x (1/27/09 – 3/7/09)	2, 2x (1/27/09 – 2/13/09)	1, 6x (3/7/09 – current most recent)
<b>Longest Pts. Streak:</b>	4, 11/18/07 – 3/16/08 (3-0-1)	5, 10/22/00 – 3/21/02 (1-0-0-4)	2, 3/25/06 – 4/7/06 (1-0-1)
<b>Longest Losing Streak:</b>	5, 2x (3/19/08 – 1/6/09)	3, 10/22/05 – 1/18/06	4, 3x (3/19/08 – 1/6/09 most recent)
<b>Longest Winless Streak:</b>	8, 3/21/02 – 11/19/03 (0-6-1-1)	6, 3/11/04 – 4/8/06 (0-6-0)	4, 3x (3/19/08 – 1/6/09, most recent 0-5-0)

#### SHUTOUTS

CBJ	1	11/20/03, Denis 25 saves (3-0 at CBJ)
DET	8	11/21/01, Legace 38 saves (0-1 OT at CBJ); 12/23/02, Joseph 33 saves (0-1 at CBJ); 10/22/05, Legace 17 saves (0-6 at CBJ); 1/18/06, Osgood 26 saves (0-4 at CBJ); 12/20/06, Hasek 27 saves (0-5 at DET); 4/3/07, Hasek 35 saves (0-3 at DET); 1/6/09, Conklin 23 saves (0-3 at DET); 3/15/09, Osgood 23 saves (0-4 at CBJ)

#### HAT TRICKS

CBJ	3	4/7/06, Nash against Legace (3) (5-6 SOL at DET); 1/27/09, Nash against Osgood (3) (3-2 OTW at CBJ); 3/7/09, Nash against Osgood (2) and Conklin (1) (8-2 W at DET)
DET	3	10/22/05, Williams against Denis (3) (0-6 L at CBJ); 12/28/06, Cleary against Norrena (3) (4-7 L at CBJ); 3/19/08, Zetterberg against Norrena (3) (1-3 L at DET)

#### PENALTY SHOTS

CBJ	0	None
DET	0	None



## ALL-TIME RESULTS

<b>2000-01</b> (1-2-0-2)	<b>2001-02</b> (1-2-0-2)	<b>2002-03</b> (0-4-1-0)	<b>2003-04</b> (2-4-0-0)	<b>2005-06</b> (1-5-2)
10/22 DET 2, at CBJ 1 OT	10/16 at DET 4, CBJ 3	12/14 at DET 6, CBJ 4	10/22 at DET 4, CBJ 1	10/22 DET 6, at CBJ 0
10/28 at DET 4, CBJ 1	11/21 DET 1, at CBJ 0 OT	12/23 DET 1, at CBJ 0	11/19 at DET 5, CBJ 1	10/24 DET 6, at CBJ 2
1/31 DET 3, at CBJ 2 OT	12/27 at DET 5, CBJ 1	12/26 at DET 4, CBJ 2	11/20 at CBJ 3, DET 0	12/20 at DET 4, CBJ 3 SO
2/16 at DET 4, CBJ 2	2/8 CBJ 3, at DET 2	3/3 DET 3, at CBJ 2	3/11 DET 4, at CBJ 2	12/31 at DET 5, CBJ 2
4/3 at CBJ 2, DET 1	3/21 DET 3, at CBJ 2 OT	4/4 at CBJ 5, DET 5 OT	3/31 DET 3, at CBJ 2	1/18 DET 4, at CBJ 0
			4/3 CBJ 4, at DET 1	3/25 CBJ 5, at DET 4 SO
				4/7 at DET 6, CBJ 5 SO
				4/8 DET 4, at CBJ 2

<b>2006-07</b> (3-5-0)	<b>2007-08</b> (3-4-1)
11/4 at DET 4, CBJ 1	11/9 at DET 4, CBJ 1
12/18 at CBJ 4, DET 3	11/18 DET 5, at CBJ 4 SO
12/20 at DET 5, CBJ 0	11/24 at CBJ 3, DET 2 SO
12/28 DET 7, at CBJ 4	2/15 CBJ 5, at DET 1
1/19 at CBJ 3, DET 1	3/16 at CBJ 4, DET 3
3/22 CBJ 2, at DET 1 SO	3/19 at DET 3, CBJ 1
4/1 DET 4, at CBJ 1	3/22 DET 4, at CBJ 1
4/3 at DET 3, CBJ 0	4/3 at DET 3, CBJ 2

## 2008-09 RESULTS (3-3-0)

DATE	RESULT	ATTN	GOALTENDERS	GWG GOAL
Nov. 28, 2008	at DET 5, CBJ 3	20,066	Leclaire/Osgood	Hossa
Jan. 6, 2009	at DET 3, CBJ 0	19,717	Mason/Conklin	Datsyuk
Jan. 27, 2009	at CBJ 3, DET 2 OT	16,348	Mason/Osgood	Nash
Feb. 13, 2009	at CBJ 3, DET 2	18,802	Mason/Osgood	Williams
Mar. 7, 2009	CBJ 8, at DET 2	20,066	Mason/Osgood & Conklin	Williams
Mar. 15, 2009	DET 4, at CBJ 0	18,685	Mason/Osgood	Hossa

GOALS BY PERIOD	1ST	2ND	3RD	OT	TOTAL	SHOTS BY PERIOD	1ST	2ND	3RD	OT	TOTAL
CBJ	4	6	6	1	17	CBJ	46	53	36	3	138
DET	4	6	8	0	18	DET	62	71	75	0	208

POWER PLAY	GOALS	ATTEMPTS	PCT	PENALTY KILLING	KILLS	ATTEMPTS	PCT
CBJ	2	22	9.1	CBJ	20	26	76.9
DET	6	26	23.1	DET	20	22	90.9

COLUMBUS	GP	G	A	TP +/-	PM	PP	SH	S	PCT	DETROIT	GP	G	A	TP +/-	PM	PP	SH	S	PCT		
NASH	6	6	0	6	1	0	1	2	18	33.3	DATSYUK	5	1	7	8	0	2	1	0	17	5.9
TYUTIN	6	2	2	4	2	2	0	0	10	20	ZETTERGERG	6	3	3	6	-1	2	1	0	22	13.6
UMBERGER	6	2	2	4	-3	2	1	0	12	16.7	HOSSA	5	5	0	5	-1	4	2	0	21	23.8
VORACEK	6	1	3	4	3	4	0	0	7	14.3	SAMUELSSON	6	2	2	4	-1	8	0	0	17	11.8
WILLIAMS	4	2	1	3	1	8	0	0	9	22.2	FRANZEN	5	1	2	3	-3	0	0	0	18	5.6
TORRES	5	2	1	3	1	8	0	0	6	33.3	LIDSTROM	5	1	2	3	2	8	0	0	11	9.1
COMMODORE	6	0	3	3	1	10	0	0	5	0	HUDLER	6	1	2	3	0	2	1	0	10	10
CHIMERA	3	1	1	2	4	0	0	0	6	16.7	KRONWALL	6	1	2	3	0	2	1	0	8	12.5
METHOT	5	0	2	2	1	2	0	0	2	0	DRAPER	6	1	1	2	2	2	0	1	3	33.3
PECA	5	0	2	2	2	2	0	0	5	0	CLEARY	6	0	2	2	1	2	0	0	22	0

## GOALTENDING

BLUE JACKETS	GP	MIN	GA	AVG	EN	SO	W	L	OTL	ST	SV%
MASON	5	303	12	2.38	1	0	3	2	0	172	.930
LECLAIRE	1	60	4	4.00	1	0	0	1	0	34	.882

RED WINGS	GP	MIN	GA	AVG	EN	SO	W	L	OTL	ST	SV%
CONKLIN	2	76	1	0.79	0	1	1	0	0	28	.964
OSGOOD	5	285	16	3.37	0	1	2	2	1	110	.855




PAT QUINN

REXALL PLACE  
11230 – 110th Street  
Edmonton, Alberta T5G 3H7

#### DIRECTORY

**First Season:** 1979-80  
**Home Ice:** Rexall Place  
16,839 (opened in 1974)  
**Playoff Appearances:** 20 (most recent, 2005-06)  
**Stanley Cup Titles:** 5 (most recent, 1990)  
**President of Hockey Operations:** Kevin Lowe  
**General Manager:** Steve Tambellini  
**Head Coach:** Pat Quinn  
**Associate Coach:** Tom Renney  
**Assistant Coaches:** Kelly Buchberger,  
Wayne Fleming  
**Public Relations Contact:**  
J.J. Hebert 780/409-5859  
**Public Relations Fax:** 780/409-5848  
**Press Box Phone:** 780/409-3785



ALES HEMSKY

[www.edmontonoilers.com](http://www.edmontonoilers.com)

Phone: (780) 414-4000

Fax: (780) 409-5890

#### 2008-09 SEASON

**Record:** 38-35-9, 85 pts.

**Home:** 18-17-6, 42 pts.

**Away:** 20-18-3, 43 pts.

**Playoffs:** did not qualify

#### LEADERS

**Points:** Ales Hemsky, 66

**Goals:** Ales Hemsky & Sheldon Souray, 23

**Assists:** Ales Hemsky, 43

**+/-:** Denis Grebshkov, 12

**PIM:** Zack Stortini, 181

**Def. Points:** Sheldon Souray, 53

**Goaltending:** Dwayne Roloson,

28-24-9, 2.77 GAA, .915 SV%, 1 SO

## COLUMBUS VS. EDMONTON ALL-TIME

SEASON	W-L-T/O	Home	Away	GF-GA	SF-SA	PP	PK	PIM
2000-01	1-3-0-0	1-1-0-0	0-2-0-0	11-14	92-114	2-of-13	12-of-18	50-40
2001-02	1-3-0-0	0-2-0-0	1-1-0-0	5-12	98-113	2-of-18	13-of-14	68-97
2002-03	0-3-1-0	0-1-1-0	0-2-0-0	9-18	85-122	1-of-15	7-of-11	36-44
2003-04	0-1-2-1	0-0-2-0	0-1-0-1	12-14	117-132	5-of-20	15-of-16	38-48
2005-06	2-2-0	1-1-0	1-1-0	7-12	104-111	1-of-19	15-of-19	54-54
2006-07	1-3-0	0-2-0	1-1-0	7-13	100-115	3-of-15	15-of-19	91-84
2007-08	1-1-2	1-0-1	0-1-1	9-11	139-94	2-of-18	13-of-15	39-80
2008-09	2-2-0	1-1-0	1-1-0	11-15	132-86	2-of-19	8-of-12	35-49
<b>TOTAL</b>	<b>8-18-6</b>	<b>4-8-4</b>	<b>4-10-2</b>	<b>71-109</b>	<b>867-887</b>	<b>18-of-137</b>	<b>98-of-124</b>	<b>411-496</b>

#### OVERALL

#### AT CBJ

#### AT EDM

#### Current Streak:

CBJ, 1 (1-0-0)

EDM, 1 (1-0-0)

CBJ, 1 (1-0-0)

(2/26/09 – current)

(11/18/08 – current)

(2/26/09 – current)

#### Last Win:

2/26/09, 1-0 at EDM

11/5/08, 5-4

2/26/09, 1-0

#### Last Loss:

1/20/09, 3-4 at EDM

11/18/08, 2-7

1/20/09, 3-4

#### Most Lopsided Win:

4, 12/2/06, 4-0 at EDM

3, 1/3/01, 5-2

4, 12/2/06, 4-0

#### Most Lopsided Loss:

5, 11/18/09, 2-7 at CBJ

5, 11/18/09, 2-7

4, 2x (11/1/05 most recent, 1-5)

#### Last Tie:

1/18/04, 4-4 at CBJ

1/18/04, 4-4

None

#### Last OT Game:

3/7/08, 1-2 OTL at CBJ

3/7/08, 1-2 OTL

3/2/08, 3-4 SOL

#### OT Record:

2-5-3

1-1-3

1-2-0

#### Most Goals Scored:

5, 3x (11/5/08, 5-4 W at CBJ)

5, 2x (11/5/08, 5-4 W)

5, 1/13/03 (5-8 L)

#### Most Goals Allowed:

8, 1/13/03 (5-8 L at EDM)

7, 11/18/09 (2-7 L)

8, 1/13/03 (5-8 L)

#### Most Goals, Both Teams:

13, 1/13/03 (5-8 L at EDM)

9, 2x (11/18/09, 2-7 L)

13, 1/13/03 (5-8 L)

#### Longest Win Streak:

2, 2/2/06 – 3/11/06

1, 4x (11/5/08 most recent)

1, 4x (2/26/09 – current, most recent)

#### Longest Pts. Streak:

4, 12/31/07 – 11/5/08 (2-0-2)

3, 2x (12/31/07 – 11/5/08, 2-0-1)

1, 5x (2/26/09 – current, 1-0-0)

#### Longest Losing Streak:

4, 11/9/01 – 1/13/03

3, 10/25/01 – 11/27/02

3, 3/26/02 – 3/28/03

#### Longest Winless Streak:

12, 11/9/01 – 11/11/05 (0-8-4)

6, 11/9/01 – 11/11/05 (0-3-3)

6, 3/26/02 – 11/1/05 (0-5-1)

#### SHUTOUTS

CBJ 2

12/2/06, Norrena 21 saves (4-0 at EDM); 2/26/09, Mason 19 saves (1-0 at EDM)

EDM 3

11/9/01, Salo 23 saves (0-3 at CBJ); 3/28/03, Markkanen 26 saves (0-4 at EDM); 2/22/07, Roloson 28 saves (0-4 at CBJ)

#### HAT TRICKS

CBJ 0

None

EDM 0

None

#### PENALTY SHOTS

CBJ 1

11/26/07, Nash unsuccessful against Roloson (1-3 L at EDM)

EDM 0

None

## ALL-TIME RESULTS

2000-01	(1-3-0-0)	2001-02	(1-3-0-0)	2002-03	(0-3-1-0)	2003-04	(0-1-2-1)	2005-06	(2-2-0)
11/5	EDM 4, at CBJ 2	10/25	EDM 5, at CBJ 2	11/27	EDM 3, at CBJ 1	10/30	at EDM 4, CBJ 3 OT	11/1	at EDM 5, CBJ 1
1/3	at CBJ 5, EDM 2	11/2	CBJ 2, at EDM 1	1/13	at EDM 8, CBJ 5	11/25	at CBJ 3, EDM 3 OT	11/11	EDM 3, at CBJ 1
1/7	at EDM 4, CBJ 2	11/9	EDM 3, at CBJ 0	3/1	at CBJ 3, EDM 3 OT	1/18	at CBJ 4, EDM 4 OT	2/2	CBJ 2, at EDM 1 SO
3/26	at EDM 4, CBJ 2	3/26	at EDM 3, CBJ 1	3/28	at EDM 4, CBJ 0	3/16	at EDM 3, CBJ 2	3/11	at CBJ 4, EDM 3 OT
2006-07	(1-3-0)	2007-08	(1-1-2)						
11/10	EDM 4, at CBJ 1	11/26	at EDM 3, CBJ 1						
12/2	CBJ 4, at EDM 0	12/31	at CBJ 4, EDM 2						
1/31	at EDM 5, CBJ 2	3/2	at EDM 4, CBJ 3 SO						
2/22	EDM 4, at CBJ 0	3/7	EDM 2, at CBJ 1 OT						

## 2008-09 RESULTS (2-2-0)

DATE	RESULT	ATTN	GOALTENDERS	GWG GOAL
Nov. 5, 2008	at CBJ 5, EDM 4	11,228	Mason/Roloson	Malhotra
Nov. 18, 2008	EDM 7, at CBJ 2	12,689	Leclaire/Roloson	Pouliot
Jan. 20, 2009	at EDM 4, CBJ 3	16,839	Mason/Roloson	Hemsky
Feb. 26, 2009	CBJ 1, at EDM 0	16,839	Mason/Roloson	Torres

GOALS BY PERIOD	1ST	2ND	3RD	OT	TOTAL	SHOTS BY PERIOD	1ST	2ND	3RD	OT	TOTAL
CBJ	1	5	5	-	11	CBJ	38	58	36	-	132
EDM	3	4	8	-	15	EDM	23	26	37	-	86

POWER PLAY	GOALS	ATTEMPTS	PCT	PENALTY KILLING	KILLS	ATTEMPTS	PCT
CBJ	2	19	10.5	CBJ	8	12	66.7
EDM	4	12	33.3	EDM	17	19	89.5

COLUMBUS	GP	G	A	TP +/-	PM	PP	SH	S	PCT	EDMONTON	GP	G	A	TP +/-	PM	PP	SH	S	PCT		
HUSELIUS	4	2	1	3	-1	0	1	0	7	28.6	HEMSKY	4	3	5	8	2	4	0	8	37.5	
BRASSARD	2	1	2	3	-1	0	0	0	8	12.5	GILBERT	4	1	5	6	2	2	1	0	6	16.7
NASH	4	1	2	3	1	6	1	0	10	10	VISNOVSKY	3	2	2	4	2	2	1	0	4	50
TORRES	4	1	2	3	2	7	0	0	7	14.3	HORCOFF	4	1	3	4	3	4	0	0	6	16.7
TYUTIN	4	0	3	3	1	0	0	0	12	0	COGLIANO	4	2	1	3	1	4	1	0	4	50
VORACEK	4	0	3	3	-3	0	0	0	5	0	SOURAY	4	1	2	3	2	2	1	0	14	7.1
WILLIAMS	2	1	1	2	2	0	0	0	4	25	POULIOT	3	1	1	2	2	0	0	0	3	33.3
MODIN	3	1	1	2	0	0	0	0	12	8.3	PENNER	4	1	1	2	5	2	0	0	10	10
BOLL	4	1	1	2	1	4	0	0	3	33.3	GAGNER	4	0	2	2	-1	0	0	0	4	0
MALHOTRA	4	1	1	2	1	0	0	0	9	11.1	GREBESHKOV	2	1	0	1	1	0	0	0	2	50

## GOALTENDING

BLUE JACKETS	GP	MIN	GA	AVG	EN	SO	W	L	OTL	ST	SV%
MASON	3	179	8	2.68	0	1	2	1	0	67	.881
LECLAIRE	1	60	7	7.00	0	0	0	1	0	19	.632
OILERS	GP	MIN	GA	AVG	EN	SO	W	L	OTL	ST	SV%
ROLOSON	4	238	11	2.77	0	0	2	2	0	132	.917





PETER DEBOER

BANKATLANTIC CENTER  
One Panther Parkway  
Sunrise, Florida 33323

[www.floridapanthers.com](http://www.floridapanthers.com)  
Phone: (954) 835-7000  
Fax: (954) 835-7700

#### DIRECTORY


**First Season:** 1993-94  
**Home Ice:** BankAtlantic Center  
19,250 (opened in 1998)  
**Playoff Appearances:** 3 (most recent, 1999-00)  
**Stanley Cup Titles:** None  
**Chairman of the Board and CEO:** Alan Cohen  
**General Manager:** TBD  
**Head Coach:** Peter DeBoer  
**Assistant Coaches:** Mike Kitchen, Jim Hulton  
**Public Relations Contact:**  
Justin Copertino 954/835-7712  
**Public Relations Fax:** 954/835-7700  
**Press Box Phone:** 954/835-7753

#### 2008-09 SEASON

**Record:** 41-30-11, 93 pts.  
**Home:** 22-12-7, 51 pts.  
**Away:** 19-18-4, 42 pts.  
**Playoffs:** did not qualify

#### LEADERS

**Points:** Stephen Weiss, 61  
**Goals:** David Booth, 31  
**Assists:** Stephen Weiss, 47  
**+/-:** Stephen Weiss, 19  
**PIM:** Nick Boynton, 91  
**Def. Points:** Jay Bouwmeester, 42  
**Goaltending:** Tomas Vokoun, 26-23-6, 2.49 GAA, .926 SV%, 6 SO



DAVID BOOTH

## COLUMBUS VS. FLORIDA ALL-TIME

SEASON	W-L-T/O	Home	Away	GF-GA	SF-SA	PP	PK	PIM
2000-01	1-1-0-0	0-1-0-0	1-0-0-0	7-9	64-50	1-of-13	8-of-8	32-42
2001-02	0-1-0-0	0-0-0-0	0-1-0-0	0-2	23-29	0-of-4	2-of-2	9-13
2002-03	1-0-0-0	1-0-0-0	0-0-0-0	4-1	22-27	2-of-4	6-of-6	19-26
2003-04	0-1-0-0	0-0-0-0	0-1-0-0	0-1	42-34	0-of-4	3-of-3	11-13
2005-06	1-0-0	0-0-0	1-0-0	5-4	23-52	1-of-8	6-of-7	14-16
2006-07	DID NOT PLAY							
2007-08	0-1-0	0-1-0	0-0-0	2-5	36-29	1-of-6	3-of-6	17-17
2008-09	1-0-0	0-0-0	1-0-0	3-1	37-23	0-of-1	3-of-3	6-2
<b>TOTAL</b>	<b>4-4-0</b>	<b>1-2-0</b>	<b>3-2-0</b>	<b>21-23</b>	<b>247-244</b>	<b>5-of-40</b>	<b>31-of-35</b>	<b>108-129</b>

#### OVERALL

#### AT CBJ

#### AT FLA

#### Current Streak:

CBJ, 1 (1-0-0)

FLA, 1 (1-0-0)

CBJ, 1 (1-0-0)

#### Last Win:

(3/21/09 – current)

(11/21/07 – current)

(3/21/09 – current)

#### Last Loss:

3/21/09, 3-1 at FLA

10/19/02, 4-1

3/21/09, 3-1

#### Most Lopsided Win:

11/21/07, 2-5 at CBJ

11/21/07, 2-5

1/3/04, 0-1

#### Most Lopsided Loss:

3, 10/19/02, 4-1 at CBJ

3, 10/19/02, 4-1

2, 3/21/09, 3-1

#### Last Tie:

3, 2x

3, 2x (11/21/07 most recent, 2-5)

2, 12/5/01, 0-2

#### Last OT Game:

None

None

None

#### OT Record:

1/14/06, 5-4 OTW at FLA

None

1/14/06, 5-4 OTW

#### Most Goals Scored:

2-0-0

0-0-0

2-0-0

#### Most Goals Allowed:

7, 3/9/01 (7-6 OTW at FLA)

4, 10/19/02 (4-1 W)

7, 3/9/01 (7-6 OTW)

#### Most Goals, Both Teams:

6, 3/9/01 (7-6 OTW at FLA)

5, 11/21/07 (2-5 L)

6, 3/9/01 (7-6 OTW)

#### Longest Win Streak:

13, 3/9/01 (7-6 OTW at FLA)

7, 11/21/07 (2-5 L)

13, 3/9/01 (7-6 OTW)

#### Longest Pts. Streak:

1, 4x (3/21/09 – current)

1, 2x (10/19/02 – current)

1, 2x (3/21/09 – current)

#### Longest Losing Streak:

1, 4x (3/21/09 – current)

1, 2x (10/19/02 – current, 1-0-0)

1, 2x (3/21/09 – current, 1-0-0)

#### Longest Winless Streak:

1, 4x (11/21/07 most recent)

1, 2x (11/21/07 most recent)

2, 12/5/01 – 1/3/04

1, 4x (11/21/07 most recent, 0-1-0)

1, 2x(11/21/07 most recent, 0-1-0)

2, 12/5/01 – 1/3/04 (0-2-0)

#### SHUTOUTS

CBJ	0
FLA	3

None

11/17/00, Kidd 30 saves (0-3 at CBJ); 12/5/01, Luongo 23 saves (0-2 at FLA); 1/3/04, Luongo 42 saves (0-1 at FLA)

#### HAT TRICKS

CBJ	1
FLA	0

3/9/01, Quint against Kidd (3) (7-6 OTW at FLA)

None

#### PENALTY SHOTS

CBJ	0
FLA	0

None

None



## ALL-TIME RESULTS

2000-01	(1-1-0-0)	2001-02	(0-1-0-0)	2002-03	(1-0-0-0)	2003-04	(1-0-0-0)	2005-06	(1-0-0)
11/17	FLA 3, at CBJ 0	12/5	at FLA 2, CBJ 0	10/19	at CBJ 4, FLA 1	1/3	at FLA 1, CBJ 0	1/14	CBJ 5, at FLA 4 OT
3/9	CBJ 7, at FLA 6 OT								
2006-07	(0-0-0)	2007-08	(0-1-0)						
DID NOT PLAY		11/21	FLA 5, at CBJ 2						

## 2008-09 RESULTS (1-0-0)

DATE	RESULT	ATTN	GOALTENDERS	GWG GOAL
Mar. 21, 2009	CBJ 3, at FLA 1	17,032	Mason/Vokoun	Torres

GOALS BY PERIOD	1ST	2ND	3RD	OT	TOTAL	SHOTS BY PERIOD	1ST	2ND	3RD	OT	TOTAL
CBJ	0	0	3	-	3	CBJ	10	10	17	-	37
FLA	1	0	0	-	1	FLA	9	8	6	-	23

POWER PLAY	GOALS	ATTEMPTS	PCT	PENALTY KILLING	KILLS	ATTEMPTS	PCT
CBJ	0	1	0.0	CBJ	3	3	100.0
FLA	0	3	0.0	FLA	1	1	100.0

COLUMBUS	GP	G	A	TP	+/-	PM	PP	SH	S	PCT	FLORIDA	GP	G	A	TP	+/-	PM	PP	SH	S	PCT
TORRES	1	2	0	2	2	0	0	0	3	66.7	OLESZ	1	1	0	1	1	2	0	0	3	33.3
VERMETTE	1	1	0	1	1	0	0	0	1	100	MCLEAN	1	0	1	1	1	0	0	0	1	0
HUSELIUS	1	0	1	1	1	2	0	0	0	0	TARNASKY	1	0	1	1	1	0	0	0	3	0
PECA	1	0	1	1	2	0	0	0	2	0	BALLARD	1	0	0	0	-1	0	0	0	0	0
RUSSELL	1	0	1	1	1	0	0	0	2	0	BOOTH	1	0	0	0	-3	0	0	0	2	0
BOLL	1	0	0	0	0	0	0	0	3	0	BOUWMEESTER	1	0	0	0	-1	0	0	0	3	0
COMMODORE	1	0	0	0	0	0	0	0	4	0	CAMPBELL	1	0	0	0	-1	0	0	0	0	0
DORSETT	1	0	0	0	0	2	0	0	5	0	CULLIMORE	1	0	0	0	0	0	0	0	1	0
HEJDA	1	0	0	0	0	0	0	0	1	0	DVORAK	1	0	0	0	0	0	0	0	0	0
KLESLA	1	0	0	0	2	0	0	0	2	0	EMINGER	1	0	0	0	1	0	0	0	0	0

## GOALTENDING

BLUE JACKETS	GP	MIN	GA	AVG	EN	SO	W	L	OTL	ST	SV%
MASON	1	60	1	1.00	0	0	1	0	0	23	.957
PANTHERS	GP	MIN	GA	AVG	EN	SO	W	L	OTL	ST	SV%
VOKOUN	1	59	2	2.03	1	0	0	1	0	36	.944



TERRY MURRAY

TOYOTA SPORTS CENTER  
555 North Nash Street  
El Segundo, California 90245

www.lakings.com  
Phone: (310) 535-4500  
Fax: (310) 535-4507

#### DIRECTORY

**First Season:** 1967-68  
**Home Ice:** STAPLES Center  
18,118 (opened in 1999)  
**Playoff Appearances:** 23 (most recent, 2001-02)  
**Stanley Cup Titles:** None  
**President and General Manager:** Dean Lombardi  
**Head Coach:** Terry Murray  
**Assistant Coaches:** Mark Hardy,  
Jamie Kompon  
**Public Relations Contact:**  
Jeff Moeller 310/535-4544  
**Public Relations Fax:** 310/535-4507  
**Press Box Phone:** 213/742-7488

#### 2008-09 SEASON

**Record:** 34-37-11, 79 pts.  
**Home:** 18-15-8, 44 pts.  
**Away:** 16-22-3, 35 pts.  
**Playoffs:** did not qualify

#### LEADERS

**Points:** Anze Kopitar, 66  
**Goals:** Alexander Frolov, 32  
**Assists:** Anze Kopitar, 39  
+/-: Sean O'Donnell, 2  
**PIM:** Raitis Ivanans, 145  
**Def. Points:** Kyle Quincey, 38  
**Goaltending:** Jonathan Quick,  
21-18-2, 2.48 GAA, .914 SV%, 4 SO



ANZE KOPITAR

## COLUMBUS VS. LOS ANGELES ALL-TIME

SEASON	W-L-T/O	Home	Away	GF-GA	SF-SA	PP	PK	PIM
2000-01	1-3-0-0	1-1-0-0	0-2-0-0	6-14	103-148	2-of-18	15-of-18	52-52
2001-02	1-3-0-0	0-2-0-0	1-1-0-0	6-15	85-119	0-of-16	10-of-18	69-78
2002-03	4-0-0-0	2-0-0-0	2-0-0-0	14-5	110-123	5-of-25	20-of-21	58-76
2003-04	2-1-1-0	2-0-0-0	0-1-1-0	11-10	119-130	3-of-19	7-of-10	32-52
2005-06	1-3-0	1-1-0	0-2-0	12-18	111-121	2-of-22	22-of-27	75-78
2006-07	2-2-0	2-0-0	0-2-0	8-10	104-119	1-of-20	29-of-33	107-61
2007-08	3-0-1	1-0-1	2-0-0	12-8	132-135	2-of-14	18-of-21	42-28
2008-09	2-2-0	1-1-0	1-1-0	7-10	97-110	2-of-13	11-of-12	34-36
<b>TOTAL</b>	<b>16-14-2</b>	<b>10-5-1</b>	<b>6-9-1</b>	<b>76-90</b>	<b>861-1105</b>	<b>17-of-147</b>	<b>132-of-160</b>	<b>469-461</b>

#### OVERALL

##### Current Streak:

CBJ, 2 (2-0-0)  
(12/29/08 – current)

##### Last Win:

3/3/09, 5-4 at CBJ

##### Last Loss:

12/23/08, 0-3 at CBJ

##### Most Lopsided Win:

4, 10/27/02, 5-1 at CBJ

##### Most Lopsided Loss:

6, 3x

##### Last Tie:

1/10/04, 2-2 at LA

##### Last OT Game:

2/10/08, 2-3 SOL at CBJ

##### OT Record:

4-0-2

##### Most Goals Scored:

7, 2/8/06 (7-4 W at CBJ)

##### Most Goals Allowed:

8, 11/13/05 (2-8 L at CBJ)

##### Most Goals, Both Teams:

11, 2/8/06 (7-4 W at CBJ)

##### Longest Win Streak:

5, 3/2/02 – 3/25/03

##### Longest Pts. Streak:

8, 3/2/02 – 2/11/04 (7-0-1)

##### Longest Losing Streak:

5, 2/24/01 – 2/26/02

##### Longest Winless Streak:

5, 2/24/01 – 2/26/02 (0-5-0)

#### AT CBJ

CBJ, 1 (1-0-0)  
(3/3/09 – current)

3/3/09, 5-4

12/23/08, 0-3

4, 10/27/02, 5-1

6, 3x (11/13/05 most recent, 2-8)

None

2/10/08, 2-3 SOL

3-0-1

7, 2/8/06 (7-4 W)

8, 11/13/05 (2-8 L)

11, 2/8/06 (7-4 W)

4, 10/27/02 – 2/11/04

4, 10/27/02 – 2/11/04 (4-0-0)

2, 10/23/01 – 2/26/02

2, 2x (2/10/08 – 12/23/08, 0-1-1)

#### AT LA

CBJ, 1 (1-0-0)  
(12/29/08 – current)

12/29/08, 2-0

12/6/08, 0-3

3, 10/31/07, 4-1

3, 2x (12/6/08 most recent, 0-3)

1/10/04, 2-2

1/10/04, 2-2 T

1-0-1

4, 3x

5, 3/17/07 (3-5 L)

8, 3/17/07 (3-5 L)

3, 3/2/02 – 3/25/03

4, 3/2/02 – 1/10/04 (3-0-1)

5, 2/21/04 – 3/17/07

6, 1/10/04 – 3/17/07

#### SHUTOUTS

CBJ 3

LA 4

3/2/02, Tugnuttt 30 saves (2-0 at LA); 10/27/06, Leclaire 38 saves (2-0 at CBJ); 12/29/08, Mason 24 saves (3-0 at LA); 3/29/01, Potvin 27 saves (0-3 at LA); 1/3/07, Garon 26 saves (0-3 at LA); 12/6/08 LaBarbera 23 saves (0-3 at LA); 12/23/08, Quick 24 saves (0-3 at CBJ)

#### HAT TRICKS

CBJ 2

LA 2

10/27/02, Wright against Storr (3) (5-1 W at CBJ); 2/27/03, Whitney against Storr (2) and 1 EN (3-1 W at CBJ); 11/13/05, Conroy against Denis (2) and Prusek (1) (2-8 L at CBJ); 11/13/05, Frolov against Prusek (2) and Denis (1) (2-8 L at CBJ)

#### PENALTY SHOTS

CBJ 1

LA 1

3/25/03, Nedorost unsuccessful against Huet (2-1 OTW at LA)  
12/6/08, O'Sullivan unsuccessful against Mason (0-3 L at CBJ)

## ALL-TIME RESULTS

2000-01	(1-3-0-0)	2001-02	(1-3-0-0)	2002-03	(4-0-0-0)	2003-04	(2-1-1-0)	2005-06	(1-3-0)
10/9	LA 7, at CBJ 1	10/23	LA 7, at CBJ 1	10/27	at CBJ 5, LA 1	1/10	CBJ 2, at LA 2 OT	10/16	at LA 3, CBJ 1
10/31	at CBJ 4, LA 1	12/15	at LA 3, CBJ 2	12/7	CBJ 4, at LA 2	1/16	at CBJ 3, LA 2 OT	11/13	LA 8, at CBJ 2
2/24	at LA 3, CBJ 1	2/26	LA 5, at CBJ 1	2/27	at CBJ 3, LA 1	2/11	at CBJ 3, LA 2 OT	2/8	at CBJ 7, LA 4
3/29	at LA 3, CBJ 0	3/2	CBJ 2, at LA 0	3/25	CBJ 2, at LA 1 OT	2/21	at LA 4, CBJ 3	3/4	at LA 3, CBJ 2
2006-07	(2-2-0)	2007-08	(3-0-1)						
10/27	at CBJ 2, LA 0	10/31	CBJ 4, at LA 1						
1/3	at LA 3, CBJ 0	12/21	at CBJ 2, LA 1						
3/7	at CBJ 3, LA 2 OT	1/3	CBJ 4, at LA 3						
3/17	at LA 5, CBJ 3	2/10	LA 3, at CBJ 2 SO						

## 2008-09 RESULTS (2-2-0)

DATE	RESULT	ATTN	GOALTENDERS	GWG GOAL
Dec. 6, 2008	at LA 3, CBJ 0	15,235	Mason/LaBarbera	Simmonds
Dec. 23, 2008	LA 3, at CBJ 0	15,145	Mason/Quick	Ivanans
Dec. 29, 2008	CBJ 2, at LA 0	18,118	Mason/Quick	Russell
Mar. 3, 2009	at CBJ 5, LA 4	15,049	Mason/Quick	Malhotra

GOALS BY PERIOD	1ST	2ND	3RD	OT	TOTAL	SHOTS BY PERIOD	1ST	2ND	3RD	OT	TOTAL
CBJ	2	3	2	-	7	CBJ	30	38	29	-	97
LA	3	5	2	-	10	LA	31	49	30	-	110

POWER PLAY	GOALS	ATTEMPTS	PCT	PENALTY KILLING	KILLS	ATTEMPTS	PCT
CBJ	2	13	15.4	CBJ	11	12	91.7
LA	1	12	8.3	LA	11	13	84.6

COLUMBUS	GP	G	A	TP +/-	PM	PP	SH	S	PCT	LOS ANGELES	GP	G	A	TP +/-	PM	PP	SH	S	PCT		
NASH	4	1	3	4 -3	2	0	0	13	7.7	KOPITAR	4	2	3	5	3	0	0	13	15.4		
MALHOTRA	4	2	1	3 -1	0	0	0	0	20	O'SULLIVAN	4	1	3	4	2	0	0	0	7	14.3	
RUSSELL	4	1	2	3	1	0	1	0	8	12.5	STOLL	4	1	1	2	1	4	1	0	14	7.1
TORRES	1	1	1	2	0	0	1	0	1	100	BROWN	4	0	2	2	1	2	0	0	12	0
NOVOTNY	4	1	0	1	1	0	0	0	4	25	DOUGHTY	4	0	2	2	1	4	0	0	6	0
VORACEK	4	1	0	1	0	0	0	0	6	16.7	QUINCEY	4	0	2	2	3	0	0	0	11	0
ROME	1	0	1	1	2	0	0	1	0		MOLLER	2	1	0	1	-1	0	0	0	3	33.3
WILLIAMS	1	0	1	1	1	0	0	0	1	0	HARROLD	3	1	0	1	2	0	0	0	2	50
MODIN	3	0	1	1	-1	0	0	4	0		IVANANS	3	1	0	1	1	7	0	0	2	50
HUSELIUS	4	0	1	1	-3	2	0	0	11	0	PURCELL	3	1	0	1	1	0	0	0	5	20

## GOALTENDING

BLUE JACKETS	GP	MIN	GA	AVG	EN	SO	W	L	OTL	ST	SV%
MASON	4	239	9	2.26	1	1	2	2	0	109	.917
KINGS	GP	MIN	GA	AVG	EN	SO	W	L	OTL	ST	SV%
LABARBERA	1	60	0	0.00	0	1	1	0	0	23	1.000
QUICK	3	177	6	2.03	1	1	1	2	0	73	.918





TODD RICHARDS

XCEL ENERGY CENTER  
317 Washington Street  
St. Paul, Minnesota 55102

#### DIRECTORY

**First Season:** 2000-01  
**Home Ice:** Xcel Energy Center  
18,064 (opened in 2000)  
**Playoff Appearances:** 3 (most recent, 2007-08)  
**Stanley Cup Titles:** None  
**President and General Manager:** Chuck Fletcher  
**Head Coach:** Todd Richards  
**Assistant Coaches:** Mike Ramsey,  
Dave Barr  
**Public Relations Contacts:**  
Aaron Sickman 651/602-6009  
Ryan Stanzel 651/602-5736  
**Public Relations Fax:** 651/293-9574  
**Press Box Phone:** 651/726-8600 (8601/8602)


[www.wild.com](http://www.wild.com)  
Phone: (651) 602-6000  
Fax: (651) 222-1055

#### 2008-09 SEASON

**Record:** 40-33-9, 89 pts.  
**Home:** 23-11-7, 53 pts.  
**Away:** 17-22-2, 36 pts.  
**Playoffs:** did not qualify

#### LEADERS

**Points:** Mikko Koivu, 67  
**Goals:** Owen Nolan, 25  
**Assists:** Mikko Koivu, 47  
+/-: Kurtis Foster, 7  
**PIM:** Derek Boogaard, 87  
**Def. Points:** Marek Zidlicky, 42  
**Goaltending:** Niklas Backstrom,  
32-24-8, 2.33 GAA, .923 SV%, 8 SO



NIKLAS BACKSTROM

## COLUMBUS VS. MINNESOTA ALL-TIME

SEASON	W-L-T/O	Home	Away	GF-GA	SF-SA	PP	PK	PIM
2000-01	1-1-0-1	1-0-0-0	0-1-0-1	7-6	75-96	2-of-15	10-of-11	32-40
2001-02	1-2-1-0	0-1-1-0	1-1-0-0	7-12	92-111	5-of-21	20-of-25	69-75
2002-03	3-1-0-0	2-0-0-0	1-1-0-0	13-5	102-93	5-of-18	19-of-20	75-77
2003-04	2-2-0-0	2-0-0-0	0-2-0-0	8-9	102-117	3-of-12	20-of-20	86-61
2005-06	3-1-0	2-0-0	1-1-0	8-9	125-114	2-of-27	17-of-21	47-55
2006-07	2-1-1	2-0-0	0-1-1	11-14	108-113	4-of-19	24-of-31	76-50
2007-08	1-3-0	0-2-0	1-1-0	8-9	116-109	3-of-11	20-of-20	77-53
2008-09	1-2-1	1-1-0	0-1-1	10-13	112-104	0-of-8	13-of-16	35-21
<b>TOTAL</b>	<b>14-13-4</b>	<b>10-4-1</b>	<b>4-9-3</b>	<b>72-77</b>	<b>832-857</b>	<b>24-of-131</b>	<b>143-of-164</b>	<b>497-432</b>

#### OVERALL

##### Current Streak:

MIN, 1 (1-0-0)  
(4/11/09 – current)

##### Last Win:

1/10/09, 4-2 at CBJ

##### Last Loss:

4/11/09, 3-6 at CBJ

##### Most Lopsided Win:

5, 3/15/03, 5-0 at CBJ

##### Most Lopsided Loss:

5, 2x

##### Last Tie:

2/12/02, 3-3 at CBJ

##### Last OT Game:

11/15/08, 2-3 at MIN

##### OT Record:

3-2-2

##### Most Goals Scored:

5, 2x (11/25/06, 5-3 W at CBJ)

##### Most Goals Allowed:

6, 4/11/09, 3-6 L at CBJ

##### Most Goals, Both Teams:

9, 4/11/09, 3-6 L at CBJ

##### Longest Win Streak:

4, 3/20/02 – 4/2/03

##### Longest Pts. Streak:

4, 3/20/02 – 4/2/03 (4-0-0)

##### Longest Losing Streak:

4, 12/8/07 – 11/15/08

##### Longest Winless Streak:

5, 1/17/01 – 3/10/02 (0-3-1-1)

#### AT CBJ

MIN, 1 (2-0-0)  
(1/10/09 – current)

1/10/09, 4-2

4/11/09, 3-6

5, 3/15/03, 5-0

3, 2x (4/11/09, 3-6)

2/12/02, 3-3

10/28/05, 2-1 SOW

2-0-1

5, 2x (11/25/06 most recent, 5-3 W)

6, 4/11/09, 3-6 L

9, 4/11/09, 3-6 L

8, 3/15/03 – 1/27/07

9, 2/12/02 – 1/27/07 (8-0-1)

2, 12/8/07 – 2/2/08

2, 2x (12/8/07 – 2/2/08, 0-2-0)

#### AT MIN

MIN, 2 (2-0-0)  
(10/25/08 – current)

11/23/07, 4-0

11/15/08, 2-3 SOL

4, 11/23/07, 4-1

5, 2x (10/14/06 most recent, 0-5)

None

11/15/08, 2-3 SOL

1-2-1

4, 11/23/07, 4-0 W

5, 3x (10/14/06 most recent, 0-5 L)

7, 3x (12/29/06 most recent, 3-4 OTL)

2, 3/20/02 – 1/8/03

2, 3/20/02 – 1/8/03 (2-0-0)

4, 4/6/03 – 10/29/05

4, 4/6/03 – 10/29/05 (0-4-0)

#### SHUTOUTS

CBJ 5

1/15/01, Tugnutt 31 saves (3-0 at CBJ); 3/15/03, Denis 24 saves (5-0 at CBJ); 4/2/03, Denis 27 saves (3-0 at CBJ); 3/24/04, Denis 20 saves (2-0 at CBJ); 11/23/07, Leclaire 32 saves (4-0 at MIN)

MIN 2

3/10/02, Roloson 14 saves (0-5 at MIN); 10/14/06, Fernandez 24 saves (0-5 at MIN)

#### HAT TRICKS

CBJ 1

1/10/09, Filatov against Harding (3) (4-2 W at CBJ)

MIN 1

3/10/02, Gaborik against Tugnutt (3) (0-5 L at MIN)

#### PENALTY SHOTS

CBJ 0 None

MIN 0 None



## ALL-TIME RESULTS

2000-01	(1-1-0-1)	2001-02	(1-2-1-0)	2002-03	(3-1-0-0)	2003-04	(2-2-0-0)	2005-06	(3-1-0)
1/15	at CBJ 3, MIN 0	1/18	MIN 3, at CBJ 1	1/8	CBJ 2, at MIN 1	12/20	at MIN 5, CBJ 2	10/28	at CBJ 2, MIN 1 SO
1/17	at MIN 3, CBJ 2 OT	2/12	at CBJ 3, MIN 3 OT	3/15	at CBJ 5, MIN 0	1/31	at CBJ 2, MIN 1 OT	10/29	at MIN 3, CBJ 1
4/6	at MIN 3, CBJ 2	3/10	at MIN 5, CBJ 0	4/2	at CBJ 3, MIN 0	3/14	at MIN 3, CBJ 2	11/30	CBJ 3, at MIN 2 SO
		3/20	CBJ 3, at MIN 1	4/6	at MIN 4, CBJ 3	3/24	at CBJ 2, MIN 0	1/27	at CBJ 4, MIN 3
2006-07	(2-1-1)	2007-08	(1-3-0)						
10/14	at MIN 5, CBJ 0	10/6	at MIN 3, CBJ 2						
11/25	at CBJ 5, MIN 3	11/23	CBJ 4, at MIN 0						
12/29	at MIN 4, CBJ 3 OT	12/8	MIN 2, at CBJ 1						
1/27	at CBJ 3, MIN 2	2/2	MIN 4, at CBJ 1						

## 2008-09 RESULTS (1-2-1)

DATE	RESULT	ATTN	GOALTENDERS	GWG GOAL
Oct. 25, 2008	at MIN 2, CBJ 1	18,568	Leclaire & Norrena/Backstrom	Nolan
Nov. 15, 2008	at MIN 3, CBJ 2 SO	18,568	Mason/Backstrom	Johnsson
Jan. 10, 2009	at CBJ 4, MIN 2	16,605	Mason/Harding	Filatov
Apr. 11, 2009	MIN 6, at CBJ 3	19,013	Mason/Harding	Gaborik

GOALS BY PERIOD	1ST	2ND	3RD	OT	TOTAL	SHOTS BY PERIOD	1ST	2ND	3RD	OT	TOTAL
CBJ	4	0	6	0	10	CBJ	25	40	42	5	112
MIN	3	3	6	0	13	MIN	38	33	31	2	104

POWER PLAY	GOALS	ATTEMPTS	PCT	PENALTY KILLING	KILLS	ATTEMPTS	PCT
CBJ	0	8	0.0	CBJ	13	16	81.3
MIN	3	16	18.8	MIN	8	8	100.0


COLUMBUS	GP	G	A	TP	+/-	PM	PP	SH	S	PCT	MINNESOTA	GP	G	A	TP	+/-	PM	PP	SH	S	PCT
FILATOV	1	3	0	3	3	0	0	0	5	60	ZIDLICKY	4	1	4	5	0	2	1	0	4	25
NASH	3	2	1	3	1	0	0	0	6	33.3	KOVU	4	1	3	4	4	4	0	1	14	7.1
PECA	3	0	3	3	1	0	0	0	3	0	GABORIK	1	2	1	3	3	0	0	1	6	33.3
VORACEK	4	0	3	3	1	2	0	0	4	0	NOLAN	4	1	2	3	1	0	0	0	14	7.1
DORSETT	3	2	0	2	3	2	0	0	10	20	FOSTER	1	1	1	2	3	0	0	0	1	100
MALHOTRA	4	0	2	2	-1	0	0	0	2	0	BOUCHARD	3	1	1	2	-2	0	0	0	5	20
KLESLA	2	1	0	1	1	2	0	0	4	25	MIETTINEN	4	1	1	2	0	0	0	0	9	11.1
BOLL	3	1	0	1	1	5	0	0	7	14.3	BELANGER	4	0	2	2	-1	0	0	0	9	0
HUSELIUS	3	1	0	1	1	2	0	0	13	7.7	BRUNETTE	4	0	2	2	-2	0	0	0	1	0
BRASSARD	2	0	1	1	2	2	0	0	3	0	REITZ	1	1	0	1	0	0	0	0	2	50

## GOALTENDING

BLUE JACKETS	GP	MIN	GA	AVG	EN	SO	W	L	OTL	ST	SV%
NORRENA	1	34	1	1.76	0	0	0	1	0	9	.889
LECLAIRE	1	25	1	2.40	0	0	0	0	0	14	.929
MASON	3	184	9	2.93	1	0	1	1	1	80	.888
WILD	GP	MIN	GA	AVG	EN	SO	W	L	OTL	ST	SV%
BACKSTROM	2	125	3	1.44	0	0	2	0	0	52	.942
HARDING	2	119	7	3.53	0	0	1	1	0	60	.883



JACQUES MARTIN



SCOTT GOMEZ

**BELL CENTRE**  
1260 de la Gauchetière Ouest  
Montreal, Quebec H3B 5E8

**DIRECTORY**

**First Season:** 1909-10  
**Home Ice:** Bell Centre  
21,273 (opened in 1996)  
**Playoff Appearances:** 77 (most recent, 2008-09)  
**Stanley Cup Titles:** 24 (most recent, 1993)  
**Executive VP and General Manager:** Bob Gainey  
**Head Coach:** Jacques Martin  
**Assistant Coaches:** Kirk Muller, Perry Pearn,  
Pierre Groulx  
**Public Relations Contact:**  
Dominick Saillant 514/989-2760  
**Public Relations Fax:** 514/932-8285  
**Press Box Phone:** 514/989-2872/2088

[www.canadiens.com](http://www.canadiens.com)  
Phone: (514) 932-2582  
Fax: (514) 932-8285

**2008-09 SEASON**

**Record:** 40-33-9, 89 pts.  
**Home:** 23-11-7, 53 pts.  
**Away:** 17-22-2, 36 pts.  
**Playoffs:** Lost 4-0 (BOS) in CQF

**LEADERS**

**Points:** Alex Kovalev, 65  
**Goals:** Alex Kovalev, 26  
**Assists:** Andrei Markov, 52  
+/-: Alex Tanguay, 13  
**PIM:** Mike Komisarek, 121  
**Def. Points:** Andrei Markov, 64  
**Goaltending:** Carey Price,  
23-16-10, 2.83 GAA, .905 SV%, 1 SO

**COLUMBUS VS. MONTREAL ALL-TIME**

SEASON	W-L-T/O	Home	Away	GF-GA	SF-SA	PP	PK	PIM
2000-01	1-0-0-0	0-0-0-0	1-0-0-0	2-0	16-27	0-of-4	6-of-6	17-15
2001-02	0-2-0-0	0-1-0-0	0-1-0-0	2-7	49-42	0-of-10	4-of-5	10-20
2002-03	1-0-0-0	0-0-0-0	1-0-0-0	2-1	26-39	2-of-4	5-of-5	16-14
2003-04	0-0-1-0	0-0-0-0	0-0-1-0	1-1	36-31	1-of-3	5-of-5	15-11
2005-06	DID NOT PLAY							
2006-07	0-1-1-0	0-1-1-0	0-0-0-0	2-3	33-28	0-of-4	5-of-7	14-8
2007-08	1-0-0-0	0-0-0-0	1-0-0-0	3-0	22-31	0-of-3	6-of-6	21-15
2008-09	1-0-0-0	1-0-0-0	0-0-0-0	4-3	28-37	0-of-8	5-of-7	14-16
<b>TOTAL</b>	<b>4-3-1</b>	<b>1-2-0</b>	<b>3-1-1</b>	<b>16-15</b>	<b>210-235</b>	<b>3-of-36</b>	<b>36-of-41</b>	<b>107-99</b>

**OVERALL**

**Current Streak:** CBJ, 2 (2-0-0)  
(2/23/08 – current)  
**Last Win:** 11/7/08, 4-3 SOW  
**Last Loss:** 2/18/07, 2-3 at CBJ  
**Most Lopsided Win:** 3, 2/23/08, 3-0 at MTL  
**Most Lopsided Loss:** 3, 4/6/02, 1-4 at MTL  
**Last Tie:** 11/11/03, 1-1 at MTL  
**Last OT Game:** 11/7/08, 4-3 SOW at CBJ  
**OT Record:** 2-0-1  
**Most Goals Scored:** 4, 11/7/08, 4-3 SOW at CBJ  
**Most Goals Allowed:** 4, 4/6/02, 1-4 L at MTL  
**Most Goals, Both Teams:** 7, 11/7/08, 4-3 SOW at CBJ  
**Longest Win Streak:** 2, 2/23/08 – current  
**Longest Pts. Streak:** 2, 2x (2/23/08 – current, 2-0-0)  
**Longest Losing Streak:** 2, 10/12/01 – 4/6/02  
**Longest Winless Streak:** 2, 2x (11/11/03 – 2/18/07, 0-2-0)

**AT CBJ**

MTL, 3 (2-0-1)  
(10/12/01 – current)  
11/7/08, 4-3 SO  
2/18/07, 2-3  
1, 11/7/08, 4-3 SO  
2, 10/12/01, 1-3  
None  
11/7/08, 4-3 SOW  
1-0-0  
4, 11/7/08, 4-3 SOW  
3, 3x (11/7/08, 4-3 SOW)  
7, 11/7/08, 4-3 SOW  
1, 11/7/08 – current  
1, 11/7/08 – current (1-0-0)  
2, 10/12/01 – 2/18/07  
2, 10/12/01 – 2/18/07 (0-2-0)

**AT MTL**

CBJ, 3 (2-0-1)  
(2/13/03 – current)  
2/23/08, 3-0  
4/6/02, 1-4  
3, 2/23/08, 3-0  
3, 4/6/02, 1-4  
11/11/03, 1-1  
11/11/03, 1-1 T  
1-0-1  
3, 2/23/08, 3-0 W  
4, 4/6/02, 1-4 L  
5, 4/6/02, 1-4 L  
1, 3x (2/23/08 most recent)  
2, 2/13/03 – current (1-0-1)  
1, 4/6/02  
1, 2x (11/11/03, 0-0-1)

**SHUTOUTS**

CBJ 2 12/18/00, Tugnutt 27 saves (2-0 at MTL); 2/23/08, Leclaire 31 saves (3-0 at MTL)  
MTL 0 None

**HAT TRICKS**

CBJ 0 None  
MTL 0 None

**PENALTY SHOTS**

CBJ 0 None  
MTL 0 None

## ALL-TIME RESULTS

<b>2000-01</b> (1-0-0-0)	<b>2001-02</b> (0-2-0-0)	<b>2002-03</b> (1-0-0-0)	<b>2003-04</b> (0-0-1-0)	<b>2005-06</b> (0-0-0)
12/18 CBJ 2, at MTL 0	10/12 MTL 3, at CBJ 1 4/6 at MTL 4, CBJ 1	2/13 CBJ 2, at MTL 1 OT	11/11 CBJ 1, at MTL 1 OT	DID NOT PLAY
<b>2006-07</b> (0-1-0)	<b>2007-08</b> (1-0-0)			
2/18 MTL 3, at CBJ 2	2/23 CBJ 3, at MTL 0			

## 2008-09 RESULTS (1-0-0)

DATE	RESULT	ATTN	GOALTENDERS	GWG GOAL
Nov. 7, 2008	at CBJ 4, MTL 3 SO	14,603	Mason/Halak	Huselius

GOALS BY PERIOD	1ST	2ND	3RD	OT	TOTAL	SHOTS BY PERIOD	1ST	2ND	3RD	OT	TOTAL
CBJ	1	0	2	0	4	CBJ	8	8	10	2	28
MTL	1	0	2	0	3	MTL	19	7	8	3	37

POWER PLAY	GOALS	ATTEMPTS	PCT	PENALTY KILLING	KILLS	ATTEMPTS	PCT
CBJ	0	8	0.0	CBJ	5	7	71.4
MTL	2	7	28.6	MTL	8	8	100.0

COLUMBUS	GP	G	A	TP	+/-	PM	PP	SH	S	PCT	MONTREAL	GP	G	A	TP	+/-	PM	PP	SH	S	PCT	
HEJDA	1	0	2	2	3	0	0	0	1	0	PLEKANEC	1	0	2	2	0	2	0	0	0	0	0
NASH	1	0	2	2	2	0	0	0	2	0	BRISEBOIS	1	1	0	1	0	0	1	0	2	50	
METHOT	1	1	0	1	0	2	0	0	1	100	S. KOSTITSYN	1	1	0	1	1	0	0	0	2	50	
MODIN	1	1	0	1	0	0	0	0	2	50	TANGUAY	1	1	0	1	-1	2	1	0	1	100	
UMBERGER	1	1	0	1	1	0	0	0	3	33.3	HIGGINS	1	0	1	1	-2	0	0	0	4	0	
CHIMERA	1	0	1	1	0	0	0	0	6	0	A. KOSTITSYN	1	0	1	1	1	0	0	0	3	0	
TYUTIN	1	0	1	1	0	2	0	0	2	0	KOVALEV	1	0	1	1	-1	0	0	0	5	0	
BACKMAN	1	0	0	0	0	2	0	0	1	0	LANG	1	0	1	1	0	0	0	0	2	0	
BOLL	1	0	0	0	0	0	0	0	0	0	BOUILLON	1	0	0	0	0	0	0	0	0	0	
BRASSARD	1	0	0	0	0	2	0	0	2	0	GORGES	1	0	0	0	0	2	0	0	1	0	

## GOALTENDING

BLUE JACKETS	GP	MIN	GA	AVG	EN	SO	W	L	T	ST	SV%
MASON	1	65	3	2.77	0	0	1	0	0	37	.919

CANADIENS	GP	MIN	GA	AVG	EN	SO	W	L	T	ST	SV%
HALAK	1	65	3	2.77	0	0	0	0	1	28	.893





BARRY TROTZ

SOMMET CENTER  
501 Broadway  
Nashville, Tennessee 37203

www.nashvillepredators.com  
Phone: (615) 770-2000  
Fax: (615) 770-2309

#### DIRECTORY

**First Season:** 1998-99  
**Home Ice:** Sommet Center  
17,113 (opened in 1996)  
**Playoff Appearances:** 4 (most recent 2007-08)  
**Stanley Cup Titles:** None  
**Executive VP and General Manager:** David Poile  
**Head Coach:** Barry Trotz  
**Associate Coach:** Brent Peterson  
**Assistant Coach:** Peter Horacek  
**Public Relations Contact:**  
Tim Darling 615/770-2380  
**Public Relations Fax:** 615/770-2295  
**Press Box Phone:** 615/770-2165

#### 2008-09 SEASON

**Record:** 40-34-8, 88 pts.  
**Home:** 24-13-4, 52 pts.  
**Away:** 16-21-4, 36 pts.  
**Playoffs:** did not qualify

#### LEADERS

**Points:** J.P. Dumont, 65  
**Goals:** Jason Arnott, 33  
**Assists:** J.P. Dumont, 49  
+/-: Greg Zanon, 8  
**PIM:** Jordin Tootoo, 124  
**Def. Points:** Shea Weber, 53  
**Goaltending:** Pekka Rinne,  
29-15-4, 2.38 GAA, .917 SV%, 7 SO



JASON ARNOTT

## COLUMBUS VS. NASHVILLE ALL-TIME

SEASON	W-L-T/O	Home	Away	GF-GA	SF-SA	PP	PK	PIM
2000-01	3-2-0-0	1-1-0-0	2-1-0-0	15-10	136-149	2-of-20	21-of-26	71-63
2001-02	2-2-0-1	2-0-0-1	0-2-0-0	9-10	126-133	2-of-24	21-of-22	103-90
2002-03	1-3-1-0	1-1-0-0	0-2-1-0	6-15	102-168	2-of-17	17-of-23	72-62
2003-04	2-4-0-0	1-2-0-0	1-2-0-0	17-21	181-192	6-of-27	29-of-33	159-141
2005-06	3-5-0	2-2-0	1-3-0	23-34	242-267	7-of-45	52-of-68	148-108
2006-07	0-7-1	0-3-1	0-4-0	12-28	245-203	3-of-38	33-of-40	116-124
2007-08	1-6-1	1-3-0	0-3-1	12-25	280-231	4-of-30	33-of-39	142-120
2008-09	3-2-1	3-0-0	0-2-1	18-20	179-164	3-of-20	22-of-23	72-68
<b>TOTAL</b>	<b>15-31-5</b>	<b>11-12-2</b>	<b>4-19-3</b>	<b>112-163</b>	<b>1491-1507</b>	<b>29-of-221</b>	<b>228-of-274</b>	<b>883-776</b>

#### OVERALL

#### AT CBJ

#### AT NSH

<b>Current Streak:</b>	CBJ, 2 (1-0-1) (3/31/09 – current)	CBJ, 3 (3-0-0) (10/17/08 – current)	NSH, 11 (11-0-0) (11/18/06 – current)
<b>Last Win:</b>	3/31/09, 2-1 at CBJ	3/31/09, 2-1	4/3/06, 3-1
<b>Last Loss:</b>	4/4/09, 4-5 SO at NSH	3/28/08, 0-2	4/4/09, 4-5 SO
<b>Most Lopsided Win:</b>	4, 11/16/00, 5-1 at NSH	2, 2x (10/17/08 most recent, 5-3)	4, 11/16/00, 5-1
<b>Most Lopsided Loss:</b>	5, 2x (1/21/06, 2-7 at NSH)	4, 1/6/03, 1-5	5, 2x (1/21/06 most recent, 2-7)
<b>Last Tie:</b>	11/16/02, 1-1 at NSH	None	11/16/02, 1-1
<b>Last OT Game:</b>	4/4/09, 4-5 SOL at NSH	12/11/08, 2-1 SOW	4/4/09, 4-5 SOL
<b>OT Record:</b>	4-3-2	3-1-1	1-2-1
<b>Most Goals Scored:</b>	5, 3x (10/17/08, 5-3 W at CBJ)	5, 10/17/08, 5-3 W	5, 2x (3/1/01 most recent, 5-1 W)
<b>Most Goals Allowed:</b>	7, 2x (1/21/06, 2-7 L at NSH)	6, 1/29/04, 4-6 L	7, 2x (1/21/06 most recent, 2-7 L)
<b>Most Goals, Both Teams:</b>	10, 2x (12/17/05, 3-7 L at NSH)	10, 1/29/04, 4-6 L	10, 12/17/05, 3-7 L
<b>Longest Win Streak:</b>	3, 2/16/04 – 10/26/05	3, 10/17/08 – current	1, 4x (4/3/06 most recent)
<b>Longest Pts. Streak:</b>	3, 2x, 2/16/04 – 10/26/05 (3-0-0)	3, 1/6/02 – 4/4/02 (2-0-0-1)	1, 6x (4/4/09 – current, 0-0-1)
<b>Longest Losing Streak:</b>	12, 11/15/06 – 12/27/07	6, 11/15/06 – 12/23/07	8, 11/18/06 – current
<b>Longest Winless Streak:</b>	12, 11/15/06 – 12/27/07 (0-10-2)	6, 11/15/06 – 12/23/07	8, 11/18/06 – current (0-7-1)

#### SHUTOUTS

CBJ	0	None
NSH	6	2/9/02, Vokoun 25 saves (0-1 OT at CBJ); 2/25/03, Vokoun 19 saves (0-5 at NSH); 1/12/07, Vokoun 22 saves (0-2 at NSH); 1/18/07, Mason 33 saves (0-4 at NSH); 3/25/08, Ellis 36 saves (0-3 at NSH); 3/28/08, Ellis 43 saves (0-2 at CBJ)

#### HAT TRICKS

CBJ	1	2/10/01, Sanderson against Dunham (3) (3-2 W at CBJ)
NSH	0	None

#### PENALTY SHOTS

CBJ	3	3/19/01, Vyborny goal against Vokoun (1-2 L at CBJ); 12/17/05, Vyborny goal against Vokoun (3-7 L at NSH); 1/21/06, Letowski unsuccessful against Vokoun (2-7 L at NSH)
NSH	1	12/23/05, Sullivan unsuccessful against Denis (4-5 L at CBJ)



## ALL-TIME RESULTS

2000-01	(3-2-0-0)	2001-02	(2-2-0-1)	2002-03	(1-3-1-0)	2003-04	(2-4-0-0)	2005-06	(3-5-0)
11/16	CBJ 5, at NSH 1	11/17	at NSH 3, CBJ 2	11/16	CBJ 1, at NSH 1 OT	10/18	at NSH 3, CBJ 2	10/26	at CBJ 3, NSH 2 OT
2/8	at NSH 3, CBJ 1	1/6	at CBJ 4, NSH 3	1/6	NSH 5, at CBJ 1	11/26	at NSH 4, CBJ 2	11/23	NSH 4, at CBJ 2
2/10	at CBJ 3, NSH 2	1/19	at NSH 2, CBJ 1	1/30	at CBJ 2, NSH 1	12/4	NSH 4, at CBJ 2	12/17	at NSH 7, CBJ 3
3/1	CBJ 5, at NSH 2	2/9	NSH 1, at CBJ 0 OT	2/8	at NSH 3, CBJ 2	1/29	NSH 6, at CBJ 4	12/23	NSH 5, at CBJ 4
3/19	NSH 2, at CBJ 1	4/4	at CBJ 2, NSH 1	2/25	at NSH 5, CBJ 0	2/16	at CBJ 4, NSH 2	1/21	at NSH 7, CBJ 2
						3/27	CBJ 3, at NSH 2 OT	1/28	at CBJ 4, NSH 3
								2/11	at NSH 5, CBJ 2
								4/3	CBJ 3, at NSH 1

2006-07	(0-7-1)	2007-08	(1-6-1)
11/15	NSH 5, at CBJ 4	11/10	at NSH 4, CBJ 3 SO
11/18	at NSH 4, CBJ 2	11/12	NSH 4, at CBJ 1
11/20	NSH 3, at CBJ 1	12/23	NSH 3, at CBJ 1
1/12	at NSH 2, CBJ 0	12/27	at NSH 4, CBJ 3
1/13	NSH 4, at CBJ 1	1/12	at CBJ 2, NSH 1 SO
1/18	at NSH 4, CBJ 0	1/31	at NSH 4, CBJ 2
2/25	NSH 4, at CBJ 3 SO	3/25	at NSH 3, CBJ 0
3/10	at NSH 2, CBJ 1	3/28	NSH 2, at CBJ 0

## 2008-09 RESULTS (3-2-1)

DATE	RESULT	ATTN	GOALTENDERS	GWG GOAL
Oct. 17, 2008	at CBJ 5, NSH 3	17,930	Leclaire & Norrena/Ellis & Rinne	Nash
Oct. 18, 2008	at NSH 6, CBJ 3	13,259	Norrena & LaCosta/Ellis	Erat
Dec. 11, 2008	at CBJ 2, NSH 1 SO	13,484	Mason/Ellis	Voracek
Mar. 5, 2009	at NSH 4, CBJ 2	13,064	Mason/Rinne	Sullivan
Mar. 31, 2009	at CBJ 2, NSH 1	14,495	Mason/Rinne	Torres
Apr. 4, 2009	at NSH 5, CBJ 4 SO	16,750	Mason/Rinne	Koistinen

GOALS BY PERIOD	1ST	2ND	3RD	OT	TOTAL	SHOTS BY PERIOD	1ST	2ND	3RD	OT	TOTAL
CBJ	6	6	5	0	18	CBJ	67	40	68	4	179
NSH	5	8	6	0	20	NSH	43	52	60	9	164

POWER PLAY	GOALS	ATTEMPTS	PCT	PENALTY KILLING	KILLS	ATTEMPTS	PCT
CBJ	3	20	15.0	NSH	22	23	95.7
NSH	1	23	4.3	NSH	17	20	85.0

COLUMBUS	GP	G	A	TP +/-	PM	PP	SH	S	PCT	NASHVILLE	GP	G	A	TP +/-	PM	PP	SH	S	PCT		
NASH	6	6	0	6	2	2	0	27	22.2	ARNOTT	3	2	3	5	1	2	1	0	6	33.3	
HUSELIUS	6	0	6	6	-1	2	0	0	10	0	WEBER	6	2	3	5	3	5	0	0	20	10
WILLIAMS	3	2	2	4	2	0	0	8	25	ERAT	4	4	0	4	4	0	0	11	36.4		
COMMODORE	6	1	2	3	-1	4	0	12	8.3	LEGWAND	4	1	2	3	3	2	0	0	10	10	
MALHOTRA	4	0	3	3	-1	2	0	0	10	0	BONK	5	1	2	3	1	2	0	0	8	12.5
CHIMERA	4	2	0	2	-1	2	1	0	7	28.6	DUMONT	6	1	2	3	0	0	0	0	11	9.1
TORRES	3	1	1	2	0	0	0	4	25	WARD	6	1	2	3	0	0	0	1	18	5.6	
METHOT	5	1	1	2	1	0	0	4	25	SUTER	6	0	3	3	0	8	0	0	8	0	
NOVOTNY	5	1	1	2	0	0	0	11	9.1	PEVERLY	3	1	1	2	1	0	0	0	4	25	
UMBERGER	6	1	1	2	2	7	0	0	17	5.9	SULLIVAN	3	1	1	2	2	2	0	0	5	20

## GOALTENDING

BLUE JACKETS	GP	MIN	GA	AVG	EN	SO	W	L	OTL	ST	SV%
MASON	4	248	10	2.42	0	0	2	1	1	104	.904
LECLAIRE	1	55	3	3.27	0	0	1	0	0	27	.889
LACOSTA	1	35	2	3.43	0	0	0	0	0	19	.895
NORRENA	2	31	4	7.74	0	0	0	1	0	14	.714

PREDATORS	GP	MIN	GA	AVG	EN	SO	W	L	OTL	ST	SV%
ELLIS	3	169	6	2.13	0	0	1	1	1	82	.927
RINNE	4	198	11	3.33	0	0	2	1	0	97	.887




JACQUES LEMAIRE

PRUDENTIAL CENTER  
165 Mulberry Street  
Newark, NJ 07102

#### DIRECTORY

**First Season:** 1974-75  
(Relocated from Denver in 1982)  
**Home Ice:** Prudential Center  
17,625 (opened in 2007)  
**Playoff Appearances:** 20 (most recent, 2008-09)  
**Stanley Cup Titles:** 3 (most recent, 2003)  
**President CEO/GM:** Lou Lamoriello  
**Head Coach:** Jacques Lemaire  
**Assistant Coaches:** Mario Tremblay,  
Tommy Albelin  
**Public Relations Contact:**  
Mike Levine 973/757-6110  
**Public Relations Fax:** 973/757-6399  
**Press Box Phone:** 973/757-6230



ZACH PARISE

[www.newjerseydevils.com](http://www.newjerseydevils.com)  
Phone: (973) 757-6100  
Fax: (973) 757-6399

#### 2008-09 SEASON

**Record:** 51-27-4, 106 pts.  
**Home:** 28-12-1, 57 pts.  
**Away:** 23-15-3, 49 pts.  
**Playoffs:** Lost 4-3 (CAR) in CQF

#### LEADERS

**Points:** Zach Parise, 94  
**Goals:** Zach Parise, 45  
**Assists:** Zach Parise, 49  
**+/-:** Travis Zajac, 33  
**PIM:** David Clarkson, 164  
**Def. Points:** Paul Martin, 33  
**Goaltending:** Scott Clemmensen,  
25-13-1, 2.39 GAA, .917 SV%, 2 SO

## COLUMBUS VS. NEW JERSEY ALL-TIME

SEASON	W-L-T/O	Home	Away	GF-GA	SF-SA	PP	PK	PIM
2000-01	0-1-1-0	0-1-0-0	0-0-1-0	5-8	39-75	0-of-8	5-of-9	25-33
2001-02	1-0-0-0	1-0-0-0	0-0-0-0	3-1	23-30	0-of-0	1-of-1	9-7
2002-03	1-1-0-0	1-0-0-0	0-1-0-0	6-5	49-65	3-of-11	12-of-12	34-32
2003-04	0-1-0-0	0-1-0-0	0-0-0-0	3-4	31-39	1-of-5	2-of-3	11-15
2005-06	1-0-0	1-0-0	0-0-0	3-2	39-30	1-of-5	7-of-7	21-17
2006-07	0-1-0	0-0-0	0-1-0	0-1	22-21	0-of-4	5-of-5	27-15
2007-08	DID NOT PLAY							
2008-09	0-1-0	0-1-0	0-0-0	1-2	27-28	0-of-3	0-of-1	2-6
<b>TOTAL</b>	<b>3-5-1</b>	<b>3-3-0</b>	<b>0-2-1</b>	<b>21-23</b>	<b>230-288</b>	<b>5-of-36</b>	<b>32-of-38</b>	<b>129-125</b>

#### OVERALL

NJ, 4 (3-0-1)  
(1/27/04 – current)  
12/11/05, 3-2 OT at CBJ  
1/16/09, 1-2 at CBJ  
2, 2x  
3, 12/31/00, 3-6 at CBJ  
12/27/00, 2-2 at NJ  
12/11/05, 3-2 OTW at CBJ  
0-1-0  
4, 12/12/02 (4-2 W at CBJ)  
6, 12/31/00 (3-6 L at CBJ)  
9, 12/31/00 (3-6 L at CBJ)  
1, 3x (12/11/05 most recent)  
1, 4x (12/11/05 most recent)  
2, 10/28/06 – current  
2, 2x (10/28/06 – current (0-2-0))

#### AT CBJ

NJ, 1 (1-0-0)  
(1/16/09 – current)  
12/11/05, 3-2 OT  
1/16/09, 1-2  
2, 2x (12/12/02 most recent, 4-2)  
3, 12/31/00, 3-6  
None  
12/11/05, 3-2 OTW  
1-0-0  
4, 12/12/02 (4-2 W)  
6, 12/31/00 (3-6 L)  
9, 12/31/00 (3-6 L)  
2, 12/10/01 – 12/12/02  
2, 12/10/01 – 12/12/02 (2-0-0)  
1, 3x (1/16/09 – current most recent)  
1, 3x (1/16/09 – current, 0-1-0)

#### AT NJ

NJ, 3 (2-0-1)  
(12/27/00 – current)  
None  
10/28/06, 0-1  
None  
1, 2x (10/28/06 most recent, 0-1)  
12/27/00, 2-2  
12/27/00, 2-2 T  
0-0-1  
2, 2x (10/12/02 most recent, 2-3 L)  
3, 10/12/02 (2-3 L)  
5, 10/12/02 (2-3 L)  
None  
1, 12/27/00 (0-0-1)  
1, 10/12/02 – current  
3, 12/27/00 – current (0-2-1)

#### SHUTOUTS

CBJ	0	None
NJ	1	10/28/06, Brodeur 22 saves (0-1 at NJ)

#### HAT TRICKS

CBJ	0	None
NJ	0	None

#### PENALTY SHOTS

CBJ	0	None
NJ	0	None

## ALL-TIME RESULTS

2000-01	(0-1-1-0)	2001-02	(1-0-0-0)	2002-03	(1-1-0-0)	2003-04	(0-1-0-0)	2005-06	(1-0-0)
12/27	CBJ 2, at NJ 2 OT	12/10	at CBJ 3, NJ 1	10/12	at NJ 3, CBJ 2	1/27	NJ 4, at CBJ 3	12/11	at CBJ 3, NJ 2 OT
12/31	NJ 6, at CBJ 3			12/12	at CBJ 4, NJ 2				
2006-07	(0-1-0)	2007-08	(0-0-0)						
10/28	at NJ 1, CBJ 0	10/28	DID NOT PLAY						

## 2008-09 RESULTS (0-1-0)

DATE	RESULT	ATTN	GOALTENDERS	GWG GOAL
Jan. 16, 2009	NJ 2, at CBJ 1	17,738	Mason/Weekes	Madden

GOALS BY PERIOD	1ST	2ND	3RD	OT	TOTAL	SHOTS BY PERIOD	1ST	2ND	3RD	OT	TOTAL
CBJ	0	1	0	-	1	CBJ	8	12	7	-	27
NJ	0	0	2	-	2	NJ	6	9	13	-	28

POWER PLAY	GOALS	ATTEMPTS	PCT	PENALTY KILLING	KILLS	ATTEMPTS	PCT
CBJ	0	3	0.0	CBJ	0	1	0.0
NJ	1	1	100.0	NJ	3	3	100.0

COLUMBUS	GP	G	A	TP +/-	PM	PP	SH	S	PCT	NEW JERSEY	GP	G	A	TP +/-	PM	PP	SH	S	PCT
MALHOTRA	1	1	0	1	1	0	0	1	100	MADDEN	1	1	0	1	1	0	0	3	33.3
HUSELIUS	1	0	1	1	1	0	0	3	0	ZAJAC	1	1	0	1	0	1	0	2	50
MODIN	1	0	1	1	1	0	0	3	0	CLARKSON	1	0	1	1	1	0	0	3	0
BOLL	1	0	0	0	0	0	0	0	0	ELIAS	1	0	0	0	-1	0	0	2	0
COMMODORE	1	0	0	0	0	0	0	3	0	GIONTA	1	0	0	0	-1	2	0	1	0
DORSETT	1	0	0	0	2	0	0	1	0	GREENE	1	0	0	0	0	0	0	1	0
FILATOV	1	0	0	0	0	0	0	1	0	HOLIK	1	0	0	0	2	0	0	0	0
HEJDA	1	0	0	0	0	0	0	2	0	LANGENBRUNNER	1	0	0	0	0	0	0	0	0
MACDONALD	1	0	0	-1	0	0	0	0	0	MARTIN	1	0	0	0	1	0	0	2	0
METHOT	1	0	0	0	0	0	0	1	0	MOTTAU	1	0	0	0	-1	0	0	2	0

## GOALTENDING

BLUE JACKETS	GP	MIN	GA	AVG	EN	SO	W	L	OTL	ST	SV%
MASON	1	59	2	2.03	0	0	0	1	0	28	.929
DEVILS	GP	MIN	GA	AVG	EN	SO	W	L	OTL	ST	SV%
WEEKES	1	60	1	1.00	0	0	1	0	0	27	.963





SCOTT GORDON

1535 Old Country Road  
Plainview, New York 11803

#### DIRECTORY

**First Season:** 1972-73  
**Home Ice:** Nassau Coliseum  
16,297 (opened in 1972)  
**Playoff Appearances:** 21 (most recent, 2006-07)  
**Stanley Cup Titles:** 4 (most recent, 1983)  
**Owner and Governor:** Charles B. Wang  
**General Manager:** Garth Snow  
**Head Coach:** Scott Gordon  
**Assistant Coaches:** Dean Chynoweth,  
Scott Allen  
**Public Relations Contact:**  
Seth Sylvan, 516/501-6735  
**Public Relations Fax:** 516/501-6850  
**Press Box Phone:** 516/501-6792


[www.newyorkislanders.com](http://www.newyorkislanders.com)  
Phone: (516) 501-6700  
Fax: (516) 501-6762

#### 2008-09 SEASON

**Record:** 26-47-9, 61 pts.  
**Home:** 17-18-6, 40 pts.  
**Away:** 9-29-3, 21 pts.  
**Playoffs:** did not qualify

#### LEADERS

**Points:** Mark Steit, 56  
**Goals:** Kyle Okposo, 18  
**Assists:** Mark Streit, 40  
**+/-:** Dean McAmmond, 7  
**PIM:** Tim Jackman, 155  
**Def. Points:** Mark Streit, 56  
**Goaltending:** Joey MacDonald,  
14-26-6, 3.37 GAA, .901 SV%, 1 SO



RICK DIPIETRO

## COLUMBUS VS. NEW YORK ISLANDERS ALL-TIME

SEASON	W-L-T/O	Home	Away	GF-GA	SF-SA	PP	PK	PIM
2000-01	1-0-1-0	0-0-1-0	1-0-0-0	10-8	60-52	3-of-15	5-of-8	24-37
2001-02	1-0-0-0	1-0-0-0	0-0-0-0	4-2	17-41	1-of-3	4-of-4	17-15
2002-03	2-0-0-0	1-0-0-0	1-0-0-0	8-3	54-61	3-of-8	6-of-8	35-35
2003-04	1-0-0-0	1-0-0-0	0-0-0-0	2-1	29-25	0-of-5	6-of-6	17-13
2005-06	1-0-0	1-0-0	0-0-0	3-3	27-40	3-of-7	8-of-10	27-21
2006-07	0-1-0	0-0-0	0-1-0	0-4	26-23	0-of-9	4-of-5	19-27
2007-08	DID NOT PLAY							
2008-09	1-0-1	1-0-0	0-0-1	6-5	69-54	2-of-9	5-of-5	12-20
<b>TOTAL</b>	<b>7-1-2</b>	<b>5-0-1</b>	<b>2-1-1</b>	<b>34-26</b>	<b>282-296</b>	<b>12-of-56</b>	<b>38-of-46</b>	<b>151-168</b>

#### OVERALL

**Current Streak:** CBJ, 2 (1-0-1)  
(11/3/08 – current)  
**Last Win:** 12/13/08, 3-1 at CBJ  
**Last Loss:** 11/3/08, 3-4 OTL at NYI  
**Most Lopsided Win:** 3, 1/25/03, 4-1 at CBJ  
**Most Lopsided Loss:** 4, 12/28/06, 0-4 at NYI  
**Last Tie:** 3/17/01, 3-3 at CBJ  
**Last OT Game:** 11/3/08, 3-4 OTL at NYI  
**OT Record:** 1-1-1  
**Most Goals Scored:** 7, 12/23/00 (7-5 W at NYI)  
**Most Goals Allowed:** 5, 12/23/00 (7-5 W at NYI)  
**Most Goals, Both Teams:** 12, 12/23/00 (7-5 W at NYI)  
**Longest Win Streak:** 5, 3/8/01 – 12/8/05  
**Longest Pts. Streak:** 7, 12/23/00 – 12/8/05 (5-0-1)  
**Longest Losing Streak:** 2, 12/23/06 – current  
**Longest Winless Streak:** 2, 12/23/06 – 11/3/08 (0-1-1)

#### AT CBJ

CBJ, 6 (5-0-1)  
(3/17/01 – current)  
12/13/08, 3-1  
None  
3, 1/25/03, 4-1  
None  
3/17/01, 3-3  
12/8/05, 4-3 SOW  
1-0-1  
4, 3x (12/8/05 most recent, 4-3 OTW)  
3, 2x (12/8/05 most recent, 4-3 OTW)  
7, 12/8/05 (4-3 OT W)  
5, 3/8/01 – current  
6, 3/17/01 – current (5-0-1)  
None  
1, 3/17/01 (0-0-1)

#### AT NYI

NYI, 2 (1-0-0)  
(12/28/06 – current)  
11/29/02, 4-2  
11/3/08, 3-4 OTL  
2, 2x (11/29/02 most recent, 4-2)  
4, 12/28/06, 0-4  
None  
11/3/08, 3-4 OTL  
0-1-0  
7, 12/23/00 (7-5 W)  
5, 12/23/00 (7-5 W)  
12, 12/23/00 (7-5 W)  
2, 12/23/00 – 12/8/05  
2, 12/23/00 – 12/8/05 (2-0-0)  
2, 12/23/06 – current  
2, 12/23/06 – current (0-1-1)

#### SHUTOUTS

CBJ	0	None
NYI	1	12/23/06, DiPietro 26 saves (0-4 at NYI)

#### HAT TRICKS

CBJ	0	None
NYI	0	None

#### PENALTY SHOTS

CBJ	0	None
NYI	0	None



## ALL-TIME RESULTS

2000-01	(1-0-1-0)	2001-02	(1-0-0-0)	2002-03	(2-0-0-0)	2003-04	(1-0-0-0)	2005-06	(1-0-0)
12/23	CBJ 7, at NYI 5	3/8	at CBJ 4, NYI 2	11/29	CBJ 4, at NYI 2	11/22	at CBJ 2, NYI 1	12/8	at CBJ 4, NYI 3 SO
3/17	at CBJ 3, NYI 3 OT			1/25	at CBJ 4, NYI 1				
2006-07	(0-1-0)	2007-08	(0-0-0)						
12/23	at NYI 4, CBJ 0	DID NOT PLAY							

## 2008-09 RESULTS (1-0-1)

DATE	RESULT	ATTN	GOALTENDERS	GWG GOAL
Nov. 3, 2008	at NYI 4, CBJ 3 OT	10,184	Norrena/MacDonald	Campoli
Dec. 13, 2008	at CBJ 3, NYI 1	15,443	Mason/MacDonald	Chimera

GOALS BY PERIOD	1ST	2ND	3RD	OT	TOTAL	SHOTS BY PERIOD	1ST	2ND	3RD	OT	TOTAL
CBJ	0	2	4	0	6	CBJ	27	19	23	0	69
NYI	0	4	0	1	5	NYI	15	16	19	4	54

POWER PLAY	GOALS	ATTEMPTS	PCT	PENALTY KILLING	KILLS	ATTEMPTS	PCT
CBJ	2	9	22.2	CBJ	5	5	100.0
NYI	0	5	0.0	NYI	7	9	77.8

COLUMBUS	GP	G	A	TP	+/-	PM	PP	SH	S	PCT	NEW YORK	GP	G	A	TP	+/-	PM	PP	SH	S	PCT
UMBERGER	2	2	0	2	0	4	1	0	6	33.3	CAMPOLI	2	2	1	3	3	0	0	1	5	40
MODIN	2	1	1	2	0	0	1	0	6	16.7	PARK	2	2	1	3	2	0	0	1	5	40
NASH	2	0	2	2	0	2	0	0	3	0	COMRIE	1	0	2	2	1	0	0	0	0	0
TYUTIN	2	0	2	2	-3	0	0	0	6	0	HUNTER	2	0	2	2	1	0	0	0	5	0
CHIMERA	2	1	0	1	-3	0	0	0	8	12.5	GUERIN	2	1	0	1	1	2	0	0	7	14.3
METHOT	2	1	0	1	0	2	0	0	3	33.3	HILBERT	2	0	1	1	1	0	0	0	3	0
MURRAY	2	1	0	1	1	0	0	0	3	33.3	MACDONALD	2	0	1	1	0	0	0	0	0	0
NOVOTNY	1	0	1	1	1	0	0	0	1	0	BAILEY	1	0	0	0	0	0	0	0	0	0
RUSSELL	1	0	1	1	0	0	0	0	3	0	BERGENHEIM	1	0	0	0	-1	0	0	0	1	0
BOLL	2	0	1	1	-1	0	0	0	3	0	COMEAU	1	0	0	0	-1	0	0	0	2	0

## GOALTENDING

BLUE JACKETS	GP	MIN	GA	AVG	EN	SO	W	L	OTL	ST	SV%
MASON	1	60	1	1.00	0	0	1	0	0	25	.960
NORRENA	1	63	4	3.81	0	0	0	0	1	29	.862

ISLANDERS	GP	MIN	GA	AVG	EN	SO	W	L	OTL	ST	SV%
MACDONALD	2	122	6	2.95	0	0	1	1	0	69	.913



JOHN TORTORELLA



HENRIK LUNDQVIST

MADISON SQUARE GARDEN  
Two Pennsylvania Plaza  
New York, New York 10121

#### DIRECTORY

**First Season:** 1926-27  
**Home Ice:** Madison Square Garden  
18,200 (opened in 1968)  
**Playoff Appearances:** 52 (most recent, 2008-09)  
**Stanley Cup Titles:** 4 (most recent, 1994)  
**President and General Manager:** Glen Sather  
**Head Coach:** John Tortorella  
**Assistant Coaches:** Benoit Allaire, Mike Sullivan  
**Public Relations Contact:**  
John Rosasco 212/465-6486  
**Public Relations Fax:** 212/465-6494  
**Press Box Phone:** 212/465-6761

[www.newyorkrangers.com](http://www.newyorkrangers.com)

Phone: (212) 465-6486

Fax: (212) 465-6494

#### 2008-09 SEASON

**Record:** 43-30-9, 95 pts.

**Home:** 26-11-4, 56 pts.

**Away:** 17-19-5, 39 pts.

**Playoffs:** Lost 4-3 (WSH) in CQF

#### LEADERS

**Points:** Nik Antropov, 59

**Goals:** Nik Antropov, 28

**Assists:** Scott Gomez, 42

**+/-:** Ryan Callahan, 7

**PIM:** Colton Orr, 193

**Def. Points:** Michal Rozsival, 30

**Goaltending:** Henrik Lundqvist,  
38-25-7, 2.43 GAA, .916 SV%, 3 SO

## COLUMBUS VS. NEW YORK RANGERS ALL-TIME

SEASON	W-L-T/O	Home	Away	GF-GA	SF-SA	PP	PK	PIM
2000-01	0-1-0-0	0-1-0-0	0-0-0-0	3-4	40-24	2-of-4	5-of-5	24-14
2001-02	1-0-1-0	1-0-0-0	0-0-1-0	4-2	66-61	2-of-12	5-of-6	24-36
2002-03	1-1-0-0	1-0-0-0	0-1-0-0	9-8	56-69	1-of-8	10-of-10	86-96
2003-04	1-0-0-0	1-0-0-0	0-0-0-0	5-0	36-25	3-of-11	3-of-3	15-29
2005-06	1-0-0	1-0-0	0-0-0	4-3	32-36	1-of-3	1-of-1	7-11
2006-07	1-0-0	0-0-0	1-0-0	3-2	25-42	0-of-2	4-of-5	15-9
2007-08	DID NOT PLAY							
2008-09	0-1-0	0-1-0	0-0-0	1-3	26-32	0-of-6	7-of-8	18-14
<b>TOTAL</b>	<b>5-3-1</b>	<b>4-2-0</b>	<b>1-1-1</b>	<b>29-22</b>	<b>281-289</b>	<b>9-of-46</b>	<b>35-of-38</b>	<b>189-209</b>

#### OVERALL

Current Streak:

NYR, 1 (1-0-0)

Last Win:

(10/24/08 - current)

Last Loss:

2/24/07, 3-2 at NYR

Most Lopsided Win:

10/24/08, 1-3 at CBJ

Most Lopsided Loss:

5, 10/11/03, 5-0 at CBJ

Last Tie:

2, 2x (10/24/08, 1-3 at CBJ)

Last OT Game:

1/14/02, 2-2 at NYR

OT Record:

None

Most Goals Scored:

0-0-1

Most Goals Allowed:

6, 11/9/02, 6-3 W at CBJ

Most Goals, Both Teams:

5, 12/3/02, 3-5 L at NYR

Longest Win Streak:

9, 11/9/02, 6-3 W at CBJ

Longest Pts. Streak:

3, 10/11/03 - 2/24/07

Longest Losing Streak:

4, 1/16/02 - 1/16/06

Longest Winless Streak:

3, 2x (10/11/03 - 2/24/07, 3-0-0)

1, 3x (10/24/08 - current)

2, 2/12/01 - 1/14/02 (0-1-1)

#### AT CBJ

NYR, 1 (1-0-0)

(10/24/08 - current)

1/16/06, 4-3

10/24/08, 1-3

5, 10/11/03, 5-0

2, 10/24/08, 1-3

None

None

0-0-0

6, 11/9/02, 6-3 W

4, 2/12/01, 3-4 L

9, 11/9/02, 6-3 W

4, 1/16/02 - 1/16/06

4, 1/16/02 - 1/16/06 (4-0-0)

1, 2x (10/24/08 - current)

1, 2x (10/24/08 - current, 0-1-0)

#### AT NYR

CBJ, 1 (1-0-0)

(2/24/07 - current)

2/24/07, 3-2

12/3/02, 3-5

1, 2/24/07, 3-2

2, 12/3/02, 3-5

1/14/02, 2-2

1/14/02, 2-2 T

0-0-1

3, 2x, (2/24/07 most recent, 3-2 W)

5, 12/3/02, 3-5 L

8, 12/3/02, 3-5 L

1, 2/24/07 - current

1, 2x (2/24/07 most recent, 1-0-0)

1, 12/3/02 - current

2, 1/14/02 - 12/3/02 (0-1-1)

#### SHUTOUTS

CBJ 2

1/16/02, Denis 31 saves (2-0 at CBJ); 10/11/03, Denis 25 saves (5-0 at CBJ)

NYR 0

None

#### HAT TRICKS

CBJ 0

None

NYR 1

12/3/02, Bure against Denis (3) (3-5 L at NYR)

#### PENALTY SHOTS

CBJ 0

None

NYR 1

1/14/02, Malhotra unsuccessful against Denis (2-2 T at NYR)

## ALL-TIME RESULTS

2000-01 2/12	(0-1-0-0) NYR 4, at CBJ 3	2001-02 1/14	(1-0-1-0) CBJ 2, at NYR 2 OT 1/16 at CBJ 2, NYR 0	2002-03 11/9	(1-1-0-0) at CBJ 6, NYR 3 12/3 at NYR 5, CBJ 3	2003-04 10/11	(1-0-0-0) at CBJ 5, NYR 0	2005-06 1/16	(1-0-0) at CBJ 4, NYR 3
2006-07 2/24	(1-0-0) CBJ 3, at NYR 2	2007-08 DID NOT PLAY	(0-0-0)						

## 2008-09 RESULTS (0-1-0)

DATE	RESULT	ATTN	GOALTENDERS	GWG GOAL
Oct. 24, 2008	NYR 3, at CBJ 1	14,724	Leclaire/Lundqvist	Dubinsky

GOALS BY PERIOD	1ST	2ND	3RD	OT	TOTAL	SHOTS BY PERIOD	1ST	2ND	3RD	OT	TOTAL
CBJ	1	0	0	-	1	CBJ	6	11	9	-	26
NYR	0	2	1	-	3	NYR	9	14	9	-	32

POWER PLAY	GOALS	ATTEMPTS	PCT	PENALTY KILLING	KILLS	ATTEMPTS	PCT
CBJ	0	6	0.0	CBJ	7	8	87.5
NYR	1	8	12.5	NYR	6	6	100.0

COLUMBUS	GP	G	A	TP	+/-	PM	PP	SH	S	PCT	NEW YORK	GP	G	A	TP	+/-	PM	PP	SH	S	PCT
VORACEK	1	1	0	1	1	0	0	0	4	25	ZHERDEV	1	1	2	3	2	0	0	0	3	33.3
BACKMAN	1	0	1	1	1	0	0	0	4	0	GIRARDI	1	1	1	2	0	2	0	0	3	33.3
BRASSARD	1	0	1	1	0	0	0	0	0	0	NASLUND	1	0	2	2	2	0	0	0	2	0
CHIMERA	1	0	0	0	2	0	0	1	0	0	DUBINSKY	1	1	0	1	-1	0	1	0	4	25
COMMODORE	1	0	0	0	-2	2	0	0	1	0	DRURY	1	0	1	1	2	0	0	0	3	0
DORSETT	1	0	0	0	0	0	0	0	0	0	BETTS	1	0	0	0	0	0	0	0	1	0
FILATOV	1	0	0	0	1	0	0	0	0	0	CALLAHAN	1	0	0	0	0	0	0	0	3	0
HEJDA	1	0	0	0	-1	0	0	0	1	0	DAWES	1	0	0	0	0	0	0	0	1	0
HUSELIUS	1	0	0	0	-2	0	0	0	1	0	FRITSCHKE	1	0	0	0	-1	0	0	0	1	0
KLESILA	1	0	0	0	0	2	0	0	1	0	GOMEZ	1	0	0	0	0	2	0	0	4	0

## GOALTENDING

BLUE JACKETS	GP	MIN	GA	AVG	EN	SO	W	L	OTL	ST	SV%
LECLAIRE	1	59	3	3.05	0	0	0	1	0	32	.906

RANGERS	GP	MIN	GA	AVG	EN	SO	W	L	OTL	ST	SV%
LUNDQVIST	1	60	1	1.00	0	0	1	0	0	26	.962





CORY CLOUSTON

SCOTIABANK PLACE  
1000 Palladium Drive  
Ottawa, Ontario K2V 1A5

#### DIRECTORY

**First Season:** 1992-93  
**Home Ice:** Scotiabank Place  
19,153 (opened in 1996)  
**Playoff Appearances:** 11 (most recent, 2007-08)  
**Stanley Cup Titles:** None

**Owner and Chairman:** Eugene Melnyk  
**General Manager:** Bryan Murray  
**Head Coach:** Cory Clouston  
**Assistant Coaches:** Greg Carvel, Brad Lauer,  
Luke Richardson

**Public Relations Contact:**  
Brian Morris 613/599-0289  
**Public Relations Fax:** 613/599-5562  
**Press Box Phone:** 613/591-5436

[www.ottawasenators.com](http://www.ottawasenators.com)

Phone: (613) 599-0250

Fax: (613) 599-5562

#### 2008-09 SEASON

**Record:** 36-35-11, 83 pts.

**Home:** 22-12-7, 51 pts.

**Away:** 14-23-4, 32 pts.

**Playoffs:** did not qualify

#### LEADERS

**Points:** Daniel Alfredsson, 74

**Goals:** Dany Heatley, 39


**Assists:** Daniel Alfredsson, 50

**+/-:** Daniel Alfredsson, 7

**PIM:** Chris Neil, 146

**Def. Points:** Filip Kuba, 40

**Goaltending:** Alex Auld,  
16-18-7, 2.47 GAA, .911 SV%, 1 SO



DANIEL ALFREDSSON

## COLUMBUS VS. OTTAWA ALL-TIME

SEASON	W-L-T/O	Home	Away	GF-GA	SF-SA	PP	PK	PIM
2000-01	0-0-2-0	0-0-1-0	0-0-1-0	5-5	52-53	2-of-11	8-of-11	35-27
2001-02	0-1-0-0	0-1-0-0	0-0-0-0	4-6	28-30	1-of-5	3-of-4	24-36
2002-03	0-1-0-0	0-0-0-0	0-1-0-0	2-5	39-30	0-of-2	3-of-3	8-6
2003-04	0-1-0-0	0-0-0-0	0-1-0-0	2-5	17-35	1-of-9	7-of-12	34-30
2005-06	DID NOT PLAY							
2006-07	1-0-0	1-0-0	0-0-0	6-2	31-33	5-of-11	6-of-7	21-38
2007-08	1-0-0	0-0-0	1-0-0	3-2	24-29	0-of-1	3-of-4	25-9
2008-09	1-0-0	1-0-0	0-0-0	1-0	26-17	0-of-6	5-of-5	15-39
<b>TOTAL</b>	<b>3-3-2</b>	<b>2-1-1</b>	<b>1-2-1</b>	<b>23-25</b>	<b>217-227</b>	<b>9-of-45</b>	<b>35-of-46</b>	<b>162-185</b>

#### OVERALL

#### AT CBJ

#### AT OTT

#### Current Streak:

CBJ, 3 (3-0-0)

CBJ, 2 (2-0-0)

CBJ, 1 (1-0-0)

(12/10/06 - current)

(12/10/06 - current)

(2/21/08 - current)

#### Last Win:

1/30/09, 1-0 at CBJ

1/30/09, 1-0

2/21/08, 2-1 SO

#### Last Loss:

11/13/03, 2-5 at OTT

2/6/02, 4-6

11/13/03, 2-5

#### Most Lopsided Win:

4, 12/10/06, 6-2 at CBJ

4, 12/10/06, 6-2

1, 2/21/08, 3-2

#### Most Lopsided Loss:

3, 2x

2, 2/6/02, 4-6

3, 2x (11/13/03 most recent, 2-5)

#### Last Tie:

12/21/00, 3-3 at CBJ

12/21/00, 3-3

11/4/00, 2-2

#### Last OT Game:

2/21/08, 3-2 SOW at OTT

12/21/00, 3-3 T

2/21/08, 3-2 SOW

#### OT Record:

1-0-2

0-0-1

1-0-1

#### Most Goals Scored:

6, 12/10/06, 6-2 W at CBJ

6, 12/10/06, 6-2 W

3, 2/21/08, 3-2 SOW

#### Most Goals Allowed:

6, 2/6/02, 4-6 L at CBJ

6, 2/6/02, 4-6 L

5, 2x (11/13/03 most recent, 2-5 L)

#### Most Goals, Both Teams:

10, 2/6/02 - 11/13/03

10, 2/6/02, 4-6 L

7, 2x (11/13/03 most recent, 2-5 L)

#### Longest Win Streak:

3, 12/10/06 - current

2, 12/10/06 - current

1, 2/21/08 - current

#### Longest Pts. Streak:

3, 12/10/06 - current (3-0-0)

2, 12/10/06 - current (2-0-0)

1, 2x (2/21/08 - current, 1-0-0)

#### Longest Losing Streak:

3, 2/6/02 - 11/13/03

1, 2/6/02

2, 11/23/02 - 11/13/03

#### Longest Winless Streak:

5, 11/4/00 - 11/13/03 (0-3-2)

2, 12/21/00 - 2/6/02 (0-1-1)

3, 11/4/00 - 11/13/03 (0-2-1)

#### SHUTOUTS

CBJ 1

1/30/09, Mason 17 saves (1-0 at CBJ)

OTT 0

None

#### HAT TRICKS

CBJ 0

None

OTT 1

11/23/02, Hossa against Labbe (3) (3-5 L at OTT)

#### PENALTY SHOTS

CBJ 0

None

OTT 1

12/10/06, Schaefer unsuccessful against Leclaire (6-2 W at CBJ)



## ALL-TIME RESULTS

2000-01 11/4 CBJ 2, at OTT 2 OT 12/21at CBJ 3, OTT 3 OT	(0-0-2-0)	2001-02 2/6 OTT 6, at CBJ 4	(0-1-0-0)	2002-03 11/23 at OTT 5, CBJ 2	(0-1-0-0)	2003-04 11/13 at OTT 5, CBJ 2	(0-1-0-0)	2005-06 DID NOT PLAY	(0-0-0)
2006-07 12/10 at CBJ 6, OTT 2	(1-0-0)	2007-08 2/21 CBJ 3, at OTT 2 SO	(1-0-0)						

## 2008-09 RESULTS (1-0-0)

DATE Jan. 30, 2009	RESULT at CBJ 1, OTT 0	ATTN 17,080	GOALTENDERS Mason/Auld	GWG GOAL Voracek																	
GOALS BY PERIOD	1ST	2ND	3RD	OT	TOTAL	SHOTS BY PERIOD	1ST	2ND	3RD	OT	TOTAL										
CBJ	0	1	0	-	1	CBJ	10	12	4	-	26										
OTT	0	0	0	-	0	OTT	8	1	8	-	17										
POWER PLAY	GOALS	ATTEMPTS			PCT	PENALTY KILLING	KILLS	ATTEMPTS			PCT										
CBJ	0	6			0.0	CBJ	5	5			100.0										
OTT	0	5			0.0	OTT	6	6			100.0										
COLUMBUS	GP	G	A	TP	+/-	PM	PP	SH	S	PCT	OTTAWA	GP	G	A	TP	+/-	PM	PP	SH	S	PCT
VORACEK	1	1	0	1	1	0	0	0	2	50	ALFREDSSON	1	0	0	0	-1	0	0	0	1	0
CHIMERA	1	0	1	1	1	2	0	0	0	0	FISHER	1	0	0	0	0	0	0	0	0	0
PECA	1	0	1	1	1	2	0	0	3	0	FOLIGNO	1	0	0	0	-1	2	0	0	0	0
BOLL	1	0	0	0	0	0	0	0	2	0	HEATLEY	1	0	0	0	-1	4	0	0	1	0
COMMODORE	1	0	0	0	0	0	0	0	1	0	KELLY	1	0	0	0	0	0	0	0	1	0
DORSETT	1	0	0	0	0	2	0	0	1	0	KUBA	1	0	0	0	-1	2	0	0	2	0
HEJDA	1	0	0	0	0	0	0	0	2	0	LEE	1	0	0	0	0	0	0	0	1	0
HUSELIUS	1	0	0	0	0	0	0	0	3	0	NEIL	1	0	0	0	0	12	0	0	0	0
MALHOTRA	1	0	0	0	0	0	0	0	1	0	PHILLIPS	1	0	0	0	0	2	0	0	1	0
METHOT	1	0	0	0	0	2	0	0	1	0	PICARD	1	0	0	0	0	0	0	0	1	0

## GOALTENDING

BLUE JACKETS	GP	MIN	GA	AVG	EN	SO	W	L	OT	ST	SV%
MASON	1	60	0	0.00	0	1	1	0	0	17	1.000
SENATORS	GP	MIN	GA	AVG	EN	SO	W	L	OT	ST	SV%
AULD	1	59	1	1.02	0	0	0	1	0	26	.962



JOHN STEVENS

WACHOVIA CENTER  
3601 South Broad Street  
Philadelphia, Pennsylvania 19148

www.philadelphiaflyers.com  
Phone: (215) 465-4500  
Fax: (215) 389-9403

#### DIRECTORY


**First Season:** 1967-68  
**Home Ice:** Wachovia Center  
19,519 (opened in 1996)  
**Playoff Appearances:** 33 (most recent, 2008-09)  
**Stanley Cup Titles:** 2 (most recent, 1975)  
**Chairman and Governor:** Ed Snider  
**General Manager:** Paul Holmgren  
**Head Coach:** John Stevens  
**Assistant Coaches:** Craig Berube, Joe Mullen,  
Jack McIlhargey  
**Public Relations Contact:**  
Zack Hill 215/389-9437  
**Public Relations Fax:** 215/389-9403  
**Press Box Phone:** 215/336-3600 ext. 2115

#### 2008-09 SEASON

**Record:** 44-27-11, 99 pts.  
**Home:** 24-13-4, 52 pts.  
**Away:** 20-14-7, 47 pts.  
**Playoffs:** Lost 4-2 (PIT) in COF

#### LEADERS

**Points:** Jeff Carter, 84  
**Goals:** Jeff Carter, 46  
**Assists:** Mike Richards, 50  
**+/-:** Jeff Carter, 23  
**PIM:** Daniel Carcillo, 254  
**Def. Points:** Kimmo Timonen, 43  
**Goaltending:** Martin Biron,  
29-19-5, 2.76 GAA, .915 SV%, 2 SO



DANIEL BRIERE

## COLUMBUS VS. PHILADELPHIA ALL-TIME

SEASON	W-L-T/O	Home	Away	GF-GA	SF-SA	PP	PK	PIM
2000-01	0-1-0-0	0-1-0-0	0-0-0-0	3-4	26-31	1-of-2	2-of-2	9-9
2001-02	0-0-2-0	0-0-1-0	0-0-1-0	5-5	48-72	2-of-8	10-of-11	34-26
2002-03	0-1-0-0	0-0-0-0	0-1-0-0	0-4	10-29	0-of-3	7-of-7	21-13
2003-04	0-0-1-0	0-0-1-0	0-0-0-0	1-1	20-41	0-of-2	5-of-5	8-4
2005-06	0-1-0	0-1-0	0-0-0	1-3	24-31	1-of-8	5-of-5	12-16
2006-07	0-1-0	0-0-0	0-1-0	2-3	41-22	1-of-6	4-of-5	10-12
2007-08	DID NOT PLAY							
2008-09	1-0-0	1-0-0	0-0-0	3-0	33-20	1-of-6	3-of-3	15-21
<b>TOTAL</b>	<b>1-4-3</b>	<b>1-2-2</b>	<b>0-2-1</b>	<b>15-20</b>	<b>202-246</b>	<b>6-of-35</b>	<b>36-of-38</b>	<b>109-101</b>

#### OVERALL

##### Current Streak:

CBJ, 1 (1-0-0)  
(12/27/08 – current)

##### Last Win:

12/27/08, 3-0 at CBJ

##### Last Loss:

11/24/06, 2-3 at PHI

##### Most Lopsided Win:

3, 12/27/08, 3-0 at CBJ

##### Most Lopsided Loss:

4, 4/1/03, 0-4 at PHI

##### Last Tie:

12/10/03, 1-1 at CBJ

##### Last OT Game:

12/10/03, 1-1 T at CBJ

##### OT Record:

0-0-3

##### Most Goals Scored:

3, 3x (12/27/08, 3-0 W at CBJ)

##### Most Goals Allowed:

4, 2x (4/1/03, 0-4 L at PHI)

##### Most Goals, Both Teams:

7, 11/29/00, 3-4 L at CBJ

##### Longest Win Streak:

1, 12/27/08 – current

##### Longest Pts. Streak:

2, 10/6/01 – 10/8/01 (0-0-2)

##### Longest Losing Streak:

2, 12/13/05 – 11/24/06

##### Longest Winless Streak:

7, 11/29/00 – 11/24/06 (0-4-3)

#### AT CBJ

CBJ, 1 (1-0-0)  
(12/27/08 – current)

12/27/08, 3-0

12/13/05, 1-3

3, 12/27/08, 3-0

2, 12/13/05, 1-3

12/10/03, 1-1

12/10/03, 1-1 T

0-0-2

3, 2x (12/27/08, 3-0)

4, 11/29/00, 3-4 L

7, 11/29/00, 3-4 L

1, 12/27/08 – current

2, 10/8/01 – 12/13/05 (0-0-2)

1, 2x (12/13/05 most recent)

4, 11/29/00 – 12/13/05 (0-2-2)

#### AT PHI

PHI, 3 (2-0-1)  
(10/6/01 – current)

None

11/24/06, 2-3

None

4, 4/1/03, 0-4

10/6/01, 3-3

10/6/01, 3-3 T

0-0-1

3, 10/6/01, 3-3 T

4, 4/1/03, 0-4 L

6, 10/6/01, 3-3 T

None

1, 10/6/01 (0-0-1)

2, 4/1/03 – current

3, 10/6/01 – current (0-2-1)

#### SHUTOUTS

CBJ 1 12/27/08, Mason 20 saves (3-0 at CBJ)

PHI 1 4/1/03, Cechmanek 10 saves (0-4 at PHI)

#### HAT TRICKS

CBJ 0 None

PHI 0 None

#### PENALTY SHOTS

CBJ 0 None

PHI 0 None

## ALL-TIME RESULTS

2000-01 11/29	(0-1-0-0) PHI 4, at CBJ 3	2001-02 10/6	(0-0-2-0) CBJ 3, at PHI 3 OT 10/8 at CBJ 2, PHI 2 OT	2002-03 4/1	(0-1-0-0) at PHI 4, CBJ 0	2003-04 12/10	(0-0-1-0) at CBJ 1, PHI 1 OT	2005-06 12/13	(0-1-0) PHI 3, at CBJ 1
2006-07 11/24	(0-1-0) at PHI 3, CBJ 2	2007-08 DID NOT PLAY	(0-0-0)						

## 2008-09 RESULTS (1-0-0)

DATE	RESULT	ATTN	GOALTENDERS	GWG GOAL
Dec. 27, 2008	at CBJ 3, PHI 0	18,402	Mason/Niittymaki	Hejda

GOALS BY PERIOD	1ST	2ND	3RD	OT	TOTAL	SHOTS BY PERIOD	1ST	2ND	3RD	OT	TOTAL
CBJ	2	1	0	-	3	13	11	9	-	-	33
PHI	0	0	0	-	0	PHI	5	11	4	-	20

POWER PLAY	GOALS	ATTEMPTS	PCT	PENALTY KILLING	KILLS	ATTEMPTS	PCT
CBJ	1	6	16.7	CBJ	3	3	100.0
PHI	0	3	0.0	PHI	5	6	83.3

COLUMBUS	GP	G	A	TP	+/-	PM	PP	SH	S	PCT	PHILADELPHIA	GP	G	A	TP	+/-	PM	PP	SH	S	PCT	
HEJDA	1	1	0	1	2	2	0	0	1	100	ALBERTS	1	0	0	0	-1	0	0	0	0	0	0
MALHOTRA	1	1	0	1	1	2	0	0	1	100	ASHAM	1	0	0	0	0	0	0	0	0	0	0
MURRAY	1	1	0	1	0	0	1	0	3	33.3	CARTER	1	0	0	0	0	2	0	0	0	5	0
HUSELIUS	1	0	1	1	1	0	0	0	2	0	COBURN	1	0	0	0	-1	0	0	0	0	1	0
NASH	1	0	1	1	1	0	0	0	5	0	COTE	1	0	0	0	-1	2	0	0	0	0	0
RUSSELL	1	0	1	1	0	0	0	0	0	0	GAGNE	1	0	0	0	-1	0	0	0	0	3	0
UMBERGER	1	0	1	1	0	0	0	0	2	0	GIROUX	1	0	0	0	0	0	0	0	0	2	0
BACKMAN	1	0	0	0	1	0	0	0	1	0	HARTNELL	1	0	0	0	0	4	0	0	0	0	0
BOLL	1	0	0	0	0	2	0	0	1	0	JONES	1	0	0	0	-1	0	0	0	0	0	0
COMMODORE	1	0	0	0	1	0	0	0	1	0	KALINSKI	1	0	0	0	-1	0	0	0	0	0	0

## GOALTENDING

BLUE JACKETS	GP	MIN	GA	AVG	EN	SO	W	L	OTL	ST	SV%
MASON	1	60	0	0.00	0	1	1	0	0	20	1.000
FLYERS	GP	MIN	GA	AVG	EN	SO	W	L	OTL	ST	SV%
NIITYMAKI	1	60	3	3.00	0	0	0	1	0	33	.909





WAYNE GRETZKY

JOBING.COM ARENA  
6751 N. Sunset Blvd. #200  
Glendale, Arizona 85305

### DIRECTORY

**First Season:** 1972-73  
(Relocated from Winnipeg in 1996)  
**Home Ice:** Jobing.com Arena  
17,125 (opened 2003)  
**Playoff Appearances:** 16 (most recent, 2001-02)  
**Stanley Cup Titles:** None  
**General Manager:** Don Maloney  
**Managing Partner, Alternate Governor and Head Coach:** Wayne Gretzky  
**Associate Coach:** Ulf Samuelsson  
**Assistant Coach:** Doug Sulliman  
**Public Relations Contacts:**  
Sergey Kocharov 623/772-3727  
**Public Relations Fax:** 623/872-2106  
**Press Box Phone:** 623/772-3220


[www.phoenixcoyotes.com](http://www.phoenixcoyotes.com)  
Phone: (623) 772-3200  
Fax: (623) 872-2000

### 2008-09 SEASON

**Record:** 36-39-7, 79 pts.  
**Home:** 23-15-3, 49 pts.  
**Away:** 13-24-4, 30 pts.  
**Playoffs:** did not qualify

### LEADERS

**Points:** Shane Doan, 73  
**Goals:** Shane Doan, 31  
**Assists:** Shane Doan, 42  
**+/-:** Matt Lombardi, 13  
**PIM:** Brandon Prust, 108  
**Def. Points:** Ed Jovanovski, 36  
**Goaltending:** Ilya Bryzgalov,  
26-31-6, 2.98 GAA, .906 SV%, 3 SO



SHANE DOAN

## COLUMBUS VS. PHOENIX ALL-TIME

SEASON	W-L-T/O	Home	Away	GF-GA	SF-SA	PP	PK	PIM
2000-01	2-1-1-0	2-0-0-0	0-1-1-0	10-7	132-125	3-of-25	11-of-13	48-80
2001-02	1-3-0-0	1-1-0-0	0-2-0-0	7-9	108-101	2-of-21	8-of-8	42-66
2002-03	1-2-1-0	1-1-0-0	0-1-1-0	9-12	95-135	3-of-26	22-of-27	94-112
2003-04	0-2-2-0	0-1-1-0	0-1-1-0	8-10	112-120	1-of-19	15-of-18	67-68
2005-06	2-2-0	1-1-0	1-1-0	13-16	102-136	5-of-21	23-of-28	64-48
2006-07	2-1-1	1-1-0	1-0-1	13-12	109-115	4-of-27	26-of-30	82-106
2007-08	3-1-0	1-1-0	2-0-0	11-8	122-122	2-of-11	19-of-23	62-46
2008-09	0-4-0	0-2-0	0-2-0	5-13	135-109	2-of-18	18-of-21	68-72
<b>TOTAL</b>	<b>11-16-5</b>	<b>7-8-1</b>	<b>4-8-4</b>	<b>76-87</b>	<b>915-963</b>	<b>22-of-168</b>	<b>142-of-168</b>	<b>527-598</b>

### OVERALL

### AT CBJ

### AT PHX

#### Current Streak:

PHX, 4 (4-0-0)

PHX, 3 (3-0-0)

PHX, 2 (2-0-0)

(10/11/08 - current)

(1/29/08 - current)

(10/11/08 - current)

#### Last Win:

2/7/08, 2-1 at PHX

10/10/07, 3-0

2/7/08, 2-1

#### Last Loss:

12/20/08, 0-2 at PHX

11/26/08, 2-3

12/20/08, 0-2

#### Most Lopsided Win:

4, 10/9/06, 5-1 at CBJ

4, 10/9/06, 5-1

3, 1/8/06, 5-2

#### Most Lopsided Loss:

4, 11/20/05, 1-5 at PHX

3, 3x (11/12/08 most recent, 2-5)

4, 11/20/05, 1-5

#### Last Tie:

2/2/04, 3-3 at PHX

11/16/03, 2-2

2/2/04, 3-3

#### Last OT Game:

12/14/06, 4-5 SOL at PHX

11/16/03, 2-2 T

12/14/06, 4-5 SOL

#### OT Record:

0-0-5

0-0-1

0-0-4

#### Most Goals Scored:

5, 4x (3/9/06, 5-4 W at CBJ)

5, 3x (3/9/06 most recent, 5-4 W)

5, 1/8/06, 5-2 W

#### Most Goals Allowed:

5, 5x (11/12/08, 2-5 at CBJ)

5, 2x (11/12/08 most recent, 2-5 L)

5, 3x (12/14/06 most recent, 4-5 SOL)

#### Most Goals, Both Teams:

9, 2x (12/14/06, 4-5 SOL at PHX)

9, 3/9/06, 5-4 W

9, 12/14/06, 4-5 SOL

#### Longest Win Streak:

3, 3/3/07 - 1/17/08

3, 11/11/00 - 11/27/01

3, 3/3/07 - 2/7/08

#### Longest Pts. Streak:

3, 3/3/07 - 1/17/08 (3-0-0)

3, 11/11/00 - 11/27/01 (3-0-0)

5, 1/8/06 - 2/7/08

#### Longest Losing Streak:

4, 2x (10/11/08 - current)

3, 1/29/08 - current

3, 2/21/01 - 3/3/02

#### Longest Winless Streak:

6, 2/18/03 - 11/20/05 (0-4-2)

3, 1/29/08 - current (0-3-0)

9, 12/10/00 - 11/20/05 (0-6-3)

### SHUTOUTS

CBJ 3

11/27/01, Tugnut 26 saves (3-0 at CBJ); 1/4/03, Denis 23 saves (2-0 at CBJ); 10/10/07, Leclaire 32 saves (3-0 at CBJ)

PHX 2

2/6/07, Joseph 28 saves (0-3 at CBJ); 12/20/08, Bryzgalov 33 saves (0-2 at PHX)

### HAT TRICKS

CBJ 1

1/8/06, Berard against Joseph (3) (5-2 W at PHX)

PHX 0

None

### PENALTY SHOTS

CBJ 1

2/2/04, Vyborny goal against Boucher (3-3 T at PHX)

PHX 1

2/28/01, Roenick unsuccessful against Denis (5-2 W at CBJ)



## ALL-TIME RESULTS

2000-01	(2-1-1-0)	2001-02	(1-3-0-0)	2002-03	(1-2-1-0)	2003-04	(0-2-2-0)	2005-06	(2-2-0)
11/11	at CBJ 2, PHX 1	11/27	at CBJ 3, PHX 0	10/14	PHX 4, at CBJ 2	11/16	at CBJ 2, PHX 2 OT	11/20	at PHX 5, CBJ 1
12/10	CBJ 1, at PHX 1 OT	12/17	at PHX 4, CBJ 1	12/9	CBJ 3, at PHX 3 OT	12/23	PHX 2, at CBJ 1	1/8	CBJ 5, at PHX 2
2/21	at PHX 3, CBJ 2	1/26	PHX 3, at CBJ 2	1/4	at CBJ 2, PHX 0	2/2	CBJ 3, at PHX 3 OT	3/9	at CBJ 5, PHX 4
2/28	at CBJ 5, PHX 2	3/3	at PHX 2, CBJ 1	2/18	at PHX 5, CBJ 2	2/20	at PHX 3, CBJ 2	3/21	PHX 5, at CBJ 2
2006-07	(2-1-1)	2007-08	(3-1-0)						
10/9	at CBJ 5, PHX 1	10/10	at CBJ 3, PHX 0						
12/14	at PHX 5, CBJ 4 SO	1/17	CBJ 4, at PHX 3						
2/6	PHX 3, at CBJ 0	1/29	PHX 4, at CBJ 2						
3/3	CBJ 4, at PHX 3	2/7	CBJ 2, at PHX 1						

## 2008-09 RESULTS (0-4-0)

DATE	RESULT	ATTN	GOALTENDERS	GWG GOAL
Oct. 11, 2008	at PHX 3, CBJ 1	17,125	Leclaire/Bryzgalov	Mueller
Nov. 12, 2008	PHX 5, at CBJ 2	11,350	Mason/Bryzgalov	Porter
Nov. 26, 2008	PHX 3, at CBJ 2	14,569	Mason/Tellqvist	Tikhonov
Dec. 20, 2008	at PHX 2, CBJ 0	16,125	Mason/Bryzgalov	Reinprecht

GOALS BY PERIOD	1ST	2ND	3RD	OT	TOTAL	SHOTS BY PERIOD	1ST	2ND	3RD	OT	TOTAL
CBJ	1	1	3	-	5	CBJ	45	46	44	-	135
PHX	3	5	5	-	13	PHX	35	42	32	-	109

POWER PLAY	GOALS	ATTEMPTS	PCT	PENALTY KILLING	KILLS	ATTEMPTS	PCT
CBJ	2	18	11.1	CBJ	18	21	85.7
PHX	3	21	14.3	PHX	16	18	88.9

COLUMBUS	GP	G	A	TP	+/-	PM	PP	SH	S	PCT	PHOENIX	GP	G	A	TP	+/-	PM	PP	SH	S	PCT
BRASSARD	3	2	1	3	-1	2	1	0	9	22.2	DOAN	4	2	3	5	6	0	0	0	10	20
CHIMERA	3	1	2	3	-1	2	0	0	8	12.5	REINPRECHT	4	2	2	4	4	0	0	0	8	25
TYUTIN	4	0	2	2	-1	6	0	0	7	0	HANZAL	4	1	3	4	1	4	0	1	7	14.3
HUSELIUS	4	1	0	1	-3	6	0	0	16	6.3	YANDLE	4	1	2	3	3	8	0	0	8	12.5
NASH	4	1	0	1	-3	2	1	0	11	9.1	JOVANOVSKI	4	0	3	3	4	0	0	0	9	0
BACKMAN	4	0	1	1	-1	4	0	0	6	0	TURRIS	4	0	3	3	3	0	0	0	3	0
UMBERGER	4	0	1	1	0	0	0	0	12	0	HALE	2	1	1	2	1	0	0	0	1	100
VORACEK	4	0	1	1	1	4	0	0	6	0	PORTER	3	1	1	2	1	0	0	0	4	25
KLESLA	2	0	0	0	0	0	0	0	1	0	JOKINEN	4	1	1	2	0	6	1	0	6	16.7
METHOT	2	0	0	0	1	0	0	0	4	0	MUELLER	4	1	1	2	2	2	1	0	5	20

## GOALTENDING

BLUE JACKETS	GP	MIN	GA	AVG	EN	SO	W	L	OTL	ST	SV%
MASON	3	176	9	3.07	1	0	0	3	0	78	.885
LECLAIRE	1	57	3	3.16	0	0	0	1	0	30	.900
COYOTES	GP	MIN	GA	AVG	EN	SO	W	L	OTL	ST	SV%
BRYZGALOV	3	180	3	1.00	0	1	3	0	0	95	.968
TELLQVIST	1	60	2	2.00	0	0	1	0	0	40	.950



DAN BYLSMA

MELLON ARENA  
66 Mario Lemieux Place  
Pittsburgh, Pennsylvania 15219

www.pittsburghpenguins.com  
Phone: (412) 642-1300  
Fax: (412) 642-1322

#### DIRECTORY


**First Season:** 1967-68  
**Home Ice:** Mellon Arena  
16,940 (opened in 1961)  
**Playoff Appearances:** 24 (most recent, 2008-09)  
**Stanley Cup Titles:** 3 (most recent, 2009)  
**Co-Owner/Chairman:** Mario Lemieux  
**Executive VP and General Manager:** Ray Shero  
**Head Coach:** Dan Bylsma  
**Assistant Coaches:** Tony Granato, Mike Yeo  
**Public Relations Contact:**  
Jennifer Bullano 412/642-1827  
**Public Relations Fax:** 412/642-1322  
**Press Box Phone:** 412/642-1810/1950

#### 2008-09 SEASON

**Record:** 45-28-9, 99 pts.  
**Home:** 25-13-3, 53 pts.  
**Away:** 20-15-6, 46 pts.  
**Playoffs:** Stanley Cup Champions

#### LEADERS

**Points:** Evgeni Malkin, 113  
**Goals:** Evgeni Malkin, 35  
**Assists:** Evgeni Malkin, 78  
**+/-:** Rob Scuderi, 23  
**PIM:** Eric Godard, 171  
**Def. Points:** Kris Letang, 33  
**Goaltending:** Marc-Andre Fleury,  
35-18-7, 2.67 GAA, .912 SV%, 4 SO



SIDNEY CROSBY

## COLUMBUS VS. PITTSBURGH ALL-TIME

SEASON	W-L-T/O	Home	Away	GF-GA	SF-SA	PP	PK	PIM
2000-01	0-1-0-1	0-0-0-1	0-1-0-0	4-8	71-63	1-of-12	8-of-11	49-51
2001-02	1-0-0-1	0-0-0-1	1-0-0-0	7-6	44-69	1-of-7	4-of-6	26-28
2002-03	1-0-0-0	1-0-0-0	0-0-0-0	5-2	34-32	3-of-8	5-of-6	12-16
2003-04	0-1-0-0	0-0-0-0	0-1-0-0	3-5	26-25	1-of-4	3-of-5	15-13
2005-06	1-0-0	1-0-0	0-0-0	6-1	32-29	2-of-6	8-of-8	64-84
2006-07	0-1-0	0-0-0	0-1-0	3-5	39-34	2-of-11	6-of-9	27-41
2007-08	DID NOT PLAY							
2008-09	1-1-0	1-0-0	0-1-0	5-7	62-66	1-of-11	3-of-5	20-32
<b>TOTAL</b>	<b>4-4-2</b>	<b>3-0-2</b>	<b>1-4-0</b>	<b>33-34</b>	<b>308-318</b>	<b>11-of-59</b>	<b>37-of-50</b>	<b>213-265</b>

#### OVERALL

**Current Streak:** CBJ, 1 (1-0-0)  
(3/12/09 – current)  
**Last Win:** 3/12/09, 4-3 SO at CBJ  
**Last Loss:** 2/6/09, 1-4 at PIT  
**Most Lopsided Win:** 5, 1/11/06, 6-1 at CBJ  
**Most Lopsided Loss:** 3, 2x (2/6/09, 1-4 at PIT)  
**Last Tie:** None  
**Last OT Game:** 3/12/09, 4-3 SOW at CBJ  
**OT Record:** 1-2-0  
**Most Goals Scored:** 6, 1/11/06, 6-1 W at CBJ  
**Most Goals Allowed:** 5, 3x (10/21/06, 3-5 L at PIT)  
**Most Goals, Both Teams:** 8, 2x (10/21/06, 3-5 L at PIT)  
**Longest Win Streak:** 2, 3/11/02 – 12/31/02  
**Longest Pts. Streak:** 4, 2/17/01 – 12/31/02 (2-0-2)  
**Longest Losing Streak:** 1, 3x (2/6/09 – current)  
**Longest Winless Streak:** 3, 10/21/00 – 2/28/02 (0-1-2)

#### AT CBJ

CBJ, 5 (3-0-2)  
(2/17/01 – current)  
3/12/09, 4-3 SO  
None  
5, 1/11/06, 6-1  
None  
None  
3/12/09, 4-3 SOW  
1-2-0  
6, 1/11/06, 6-1 W  
4, 2/28/02, 3-4 OTL  
7, 3x (1/11/06 most recent, 6-1 W)  
3, 12/31/02 – current  
5, 2/17/01 – current (3-0-2)  
None  
2, 2/17/01 – 2/28/02 (0-0-2)

#### AT PIT

PIT, 3 (3-0-0)  
(12/13/03 – current)  
3/11/02, 4-2  
2/6/09, 1-4  
2, 3/11/02, 4-2  
3, 2x (2/6/09 most recent, 1-4)  
None  
None  
0-0-0  
4, 3/11/02, 4-2 W  
5, 3x (10/21/06 most recent, 3-5 L)  
8, 2x (10/21/06 most recent, 3-5 L)  
1, 3/11/02  
1, 3/11/02 (1-0-0)  
3, 12/13/03 – current  
2, 12/13/03 – current (0-2-0)

#### SHUTOUTS

CBJ	0	None
PIT	0	None

#### HAT TRICKS

CBJ	0	None
PIT	0	None

#### PENALTY SHOTS

CBJ	0	None
PIT	1	10/21/06, Staal goal against Norrena (3-5 L at PIT)

## ALL-TIME RESULTS

2000-01	(0-1-0-1)	2001-02	(1-0-0-1)	2002-03	(1-0-0-0)	2003-04	(1-0-0-0)	2005-06	(1-0-0)
10/21	at PIT 5, CBJ 2	2/28	PIT 4, at CBJ 3 OT	12/31	at CBJ 5, PIT 2	12/13	at PIT 5, CBJ 3	1/11	at CBJ 6, PIT 1
2/17	PIT 3, at CBJ 2 OT	3/11	CBJ 4, at PIT 2						
2006-07	(0-1-0)	2007-08	(0-0-0)						
10/21	at PIT 5, CBJ 3	DID NOT PLAY							

## 2008-09 RESULTS (1-1-0)

DATE	RESULT	ATTN	GOALTENDERS	GWG GOAL
Feb. 6, 2009	at PIT 4, CBJ 1	17,050	Dubielewicz/Fleury	Sykora
Mar. 12, 2009	at CBJ 4, PIT 3 SO	19,167	Mason/Fleury	Huselius

GOALS BY PERIOD	1ST	2ND	3RD	OT	TOTAL	SHOTS BY PERIOD	1ST	2ND	3RD	OT	TOTAL
CBJ	1	1	2	0	5	CBJ	25	22	15	0	62
PIT	0	3	4	0	7	PIT	19	19	25	3	66

POWER PLAY	GOALS	ATTEMPTS	PCT	PENALTY KILLING	KILLS	ATTEMPTS	PCT
CBJ	1	11	9.1	CBJ	3	5	60.0
PIT	2	5	40.0	PIT	10	11	90.9

COLUMBUS	GP	G	A	TP	+/-	PM	PP	SH	S	PCT	PITTSBURGH	GP	G	A	TP	+/-	PM	PP	SH	S	PCT
VERMETTE	1	1	1	2	1	0	0	0	2	50	CROSBY	2	1	4	5	2	0	0	0	7	14.3
HUSELIUS	2	1	1	2	1	0	0	0	8	12.5	MALKIN	2	0	3	3	3	4	0	0	7	0
TYUTIN	2	1	1	2	2	2	1	0	6	16.7	LETANG	2	2	0	2	-1	2	1	0	8	25
WILLIAMS	2	1	1	2	0	0	0	0	6	16.7	DUPUIS	2	1	1	2	2	0	0	0	7	14.3
KLESLA	2	0	1	1	-1	2	0	0	0	0	TALBOT	2	1	1	2	2	2	0	0	4	25
MALHOTRA	2	0	1	1	0	0	0	0	0	0	GONCHAR	1	1	0	1	-1	0	1	0	4	25
BOLL	2	0	0	0	0	2	0	0	3	0	SYKORA	1	1	0	1	1	0	0	0	2	50
COMMODORE	2	0	0	0	-1	2	0	0	6	0	KUNITZ	1	0	1	1	0	2	0	0	3	0
HEJDA	2	0	0	0	-1	0	0	0	0	0	WHITNEY	1	0	1	1	1	0	0	0	0	0
NASH	2	0	0	0	0	0	0	0	8	0	GILL	2	0	1	1	3	2	0	0	2	0


## GOALTENDING

BLUE JACKETS	GP	MIN	GA	AVG	EN	SO	W	L	OTL	ST	SV%
MASON	1	65	3	2.77	0	0	1	0	0	41	.927
DUBIELEWICZ	1	60	3	3.00	1	0	0	1	0	24	.875
PENGUINS	GP	MIN	GA	AVG	EN	SO	W	L	OTL	ST	SV%
FLEURY	2	125	4	1.92	0	0	1	1	0	62	.935





ANDY MURRAY



PAUL KARIYA

SCOTTRADE CENTER  
1401 Clark Avenue  
St. Louis, Missouri 63103

#### DIRECTORY

**First Season:** 1967-68  
**Home Ice:** Scottrade Center  
19,150 (opened in 1994)  
**Playoff Appearances:** 34 (most recent, 2008-09)  
**Stanley Cup Titles:** None  
**Owner, Chairman, Governor:** Dave Checketts  
**Senior VP, General Manager:** Larry Pleau  
**Head Coach:** Andy Murray  
**Assistant Coaches:** Ray Bennett, Rick Wamsley,  
Brad Shaw  
**Public Relations Contact:**  
Mike Caruso 314/622-2577  
**Public Relations Fax:** 314/622-2533  
**Press Box Phone:** 314/589-5300

www.stlouisblues.com  
Phone: (314) 622-2500  
Fax: (314) 622-2582

#### 2008-09 SEASON

**Record:** 41-31-10, 92 pts.  
**Home:** 23-13-5, 51 pts.  
**Away:** 18-18-5, 41 pts.  
**Playoffs:** Lost 4-0 (VAN) in CQF

#### LEADERS

**Points:** Brad Boyes, 72  
**Goals:** Brad Boyes, 33  
**Assists:** Brad Boyes, 39  
**+/-:** Patrick Berglund, 19  
**PIM:** David Backes, 165  
**Def. Points:** Carlo Colaiacovo, 30  
**Goaltending:** Chris Mason,  
27-21-7, 2.41 GAA, .916 SV%, 6 SO

## COLUMBUS VS. ST. LOUIS ALL-TIME

SEASON	W-L-T/O	Home	Away	GF-GA	SF-SA	PP	PK	PIM
2000-01	1-2-2-0	1-0-1-0	0-2-1-0	7-14	110-172	3-of-24	20-of-24	63-63
2001-02	1-3-1-0	1-1-1-0	0-2-0-0	12-16	108-161	3-of-24	13-of-16	54-72
2002-03	2-3-0-0	1-1-0-0	1-2-0-0	12-22	127-159	5-of-26	21-of-28	97-93
2003-04	1-3-0-2	1-1-0-1	0-2-0-1	14-19	162-190	6-of-30	18-of-25	74-84
2005-06	5-2-1	3-1-0	2-1-1	21-19	220-251	5-of-38	48-of-55	190-138
2006-07	4-1-3	1-1-2	3-0-1	29-22	211-211	9-of-37	38-of-45	127-127
2007-08	3-5-0	3-1-0	0-4-0	17-25	218-213	4-of-31	26-of-34	165-153
2008-09	1-4-1	1-2-0	0-2-1	14-24	150-153	3-of-20	27-of-35	105-80
<b>TOTAL</b>	<b>18-23-10</b>	<b>12-8-5</b>	<b>6-15-5</b>	<b>126-161</b>	<b>1306-1510</b>	<b>38-of-230</b>	<b>211-of-262</b>	<b>875-810</b>

#### OVERALL

##### Current Streak:

STL, 3 (3-0-0)  
(3/28/09 - current)

##### Last Win:

2/18/09, 4-3 at CBJ

##### Last Loss:

4/10/09, 1-3 at STL

##### Most Lopsided Win:

4, 12/9/06, 5-1 at STL

##### Most Lopsided Loss:

6, 10/17/02, 1-7 at STL

##### Last Tie:

10/4/01, 3-3 at CBJ

##### Last OT Game:

3/28/09, 3-4 SOL at STL

##### OT Record:

2-4-6

##### Most Goals Scored:

6, 1/11/08, 6-4 W at CBJ

##### Most Goals Allowed:

7, 10/17/02, 1-7 L at STL

##### Most Goals, Both Teams:

9, 2/20/07, 4-5 SOL at STL

##### Longest Win Streak:

4, 3/25/07 - 11/4/07

##### Longest Pts. Streak:

8, 1/20/06 - 1/9/07 (5-0-3)

##### Longest Losing Streak:

6, 12/28/02 - 1/15/04

##### Longest Winless Streak:

6, 12/28/02 - 1/15/04 (0-4-2)

#### AT CBJ

STL, 1 (1-0-0)

(3/29/09 - current)

2/18/09, 4-3

3/29/09, 2-5

3, 4/13/06, 4-1

5, 12/28/02, 1-6

10/4/01, 3-3

1/9/07, 3-4 SOL

2-1-4

6, 1/11/08, 6-4 W

6, 12/28/02, 1-6 L

7, 6x (3/29/09 most recent, 2-5 L)

4, 3/25/07 - 1/11/08

4, 3x (3/25/07 - 1/11/08, 4-0-0)

3, 2x (11/22/06 - 2/14/07)

3, 2x (11/22/06 - 2/14/07, 0-2-1)

#### AT STL

STL, 7 (6-0-1)

(11/16/07 - current)

3/27/07, 4-1

4/10/09, 1-3

4, 12/9/06, 5-1

6, 10/17/02, 1-7

2/1/01, 2-2

3/28/09, 3-4 SOL

0-3-2

5, 2x (12/9/06 most recent, 5-1 W)

7, 10/17/02, 1-7 L

9, 2/20/07, 4-5 SOL

3, 3/31/06 - 12/9/06

6, 3/13/06 - 3/27/07 (4-0-2)

7, 11/16/07 - current

7, 11/16/07 - current (0-6-1)

#### SHUTOUTS

CBJ 2

STL 3

10/25/07, Leclaire 36 saves (3-0 at CBJ); 11/4/07, Leclaire 21 saves (3-0 at CBJ)

12/26/00, Johnson 24 saves (0-5 at STL); 11/16/05, Sanford 36 saves (0-2 at CBJ); 4/5/08, Legace 25 saves (0-3 at STL)

#### HAT TRICKS

CBJ 0

STL 0

None

None

#### PENALTY SHOTS

CBJ 0

STL 1

None

12/16/03, Demitra unsuccessful against Denis (1-2 OTL at STL)



## ALL-TIME RESULTS

2000-01	(1-2-2-0)	2001-02	(1-3-1-0)	2002-03	(2-3-0-0)	2003-04	(1-3-0-2)	2005-06	(5-2-1)
12/26	at STL 5, CBJ 0	10/4	at CBJ 3, STL 3 OT	10/17	at STL 7, CBJ 1	12/12	STL 3, at CBJ 2 OT	11/9	at CBJ 3, STL 1
2/1	CBJ 2, at STL 2 OT	11/13	at CBJ 3, STL 2 OT	11/7	CBJ 5, at STL 2	12/16	at STL 2, CBJ 1 OT	11/16	STL 2, at CBJ 0
2/6	at CBJ 2, STL 2 OT	11/29	STL 3, at CBJ 1	11/20	at CBJ 3, STL 2	12/29	STL 3, at CBJ 2	11/26	CBJ 4, at STL 3
4/1	at CBJ 2, STL 1	12/1	at STL 4, CBJ 3	12/28	STL 6, at CBJ 1	1/15	at STL 5, CBJ 3	12/1	at STL 4, CBJ 1
4/5	at STL 4, CBJ 1	1/3	at STL 4, CBJ 2	12/29	at STL 5, CBJ 2	1/21	at CBJ 3, STL 1	1/20	at CBJ 4, STL 3 SO
						3/13	at STL 5, CBJ 3	3/13	at STL 3, CBJ 2 OT
								3/31	CBJ 4, at STL 2
								4/13	at CBJ 4, STL 1
<b>2006-07</b>	<b>(4-1-3)</b>	<b>2007-08</b>	<b>(3-5-0)</b>						
11/9	CBJ 4, at STL 2	10/25	at CBJ 3, STL 0						
11/22	STL 4, at CBJ 3 SO	11/4	at CBJ 3, STL 0						
12/9	CBJ 5, at STL 1	11/16	at STL 3, CBJ 2						
1/9	STL 4, at CBJ 3 SO	1/8	at STL 6, CBJ 1						
2/14	STL 4, at CBJ 2	1/11	at CBJ 6, STL 4						
2/20	at STL 5, CBJ 4 SO	2/17	at STL 5, CBJ 1						
3/25	at CBJ 4, STL 1	4/5	at STL 3, CBJ 0						
3/27	CBJ 4, at STL 1	4/6	STL 4, at CBJ 1						

## 2008-09 RESULTS (1-4-1)

DATE	RESULT	ATTN	GOALTENDERS	GWG GOAL
Jan. 3, 2009	at STL 5, CBJ 2	19,150	Mason/Legace	Tkachuk
Feb. 3, 2009	STL 4, at CBJ 2	13,560	Mason/Mason	Boyes
Feb. 18, 2009	at CBJ 4, STL 3	14,305	Mason/Mason & Holt	Murray
Mar. 28, 2009	at STL 4, CBJ 3 SO	19,250	Mason/Mason	Perron
Mar. 29, 2009	STL 5, at CBJ 2	17,095	Mason/Mason	Perron
Apr. 10, 2009	at STL 3, CBJ 1	19,250	Mason/Mason	Perron

GOALS BY PERIOD	1ST	2ND	3RD	OT	TOTAL	SHOTS BY PERIOD	1ST	2ND	3RD	OT	TOTAL
CBJ	7	4	3	0	14	CBJ	51	43	52	4	150
STL	9	6	8	0	24	STL	59	55	37	2	153
POWER PLAY	GOALS	ATTEMPTS			PCT	PENALTY KILLING	KILLS	ATTEMPTS			PCT
CBJ	3	20			15.0	CBJ	27	35			77.1
STL	8	35			22.9	STL	17	20			85.0

COLUMBUS	GP	G	A	TP	+/-	PM	PP	SH	S	PCT	ST. LOUIS	GP	G	A	TP	+/-	PM	PP	SH	S	PCT
NASH	6	3	4	7	-2	4	0	0	23	13	BOYES	6	3	4	7	-1	4	1	0	17	17.6
TYUTIN	6	3	3	6	1	19	2	0	15	20	STEEN	6	3	3	6	-1	0	1	1	17	17.6
MODIN	2	1	2	3	3	0	0	0	6	16.7	TKACHUK	6	4	1	5	4	0	2	0	13	30.8
WILLIAMS	5	0	3	3	-4	2	0	0	6	0	PERRON	6	1	4	5	4	0	0	0	13	7.7
HUSELIUS	5	1	1	2	-2	10	0	0	11	9.1	OSHIE	5	3	1	4	1	6	2	0	8	37.5
MALHOTRA	6	1	1	2	0	4	0	0	3	33.3	BERGLUND	6	2	2	4	4	2	0	0	10	20
UMBERGER	6	1	1	2	-3	4	1	0	15	6.7	MCDONALD	4	1	3	4	-1	0	1	0	10	10
METHOT	5	0	2	2	-1	0	0	0	1	0	MCCLEMET	6	2	1	3	1	4	0	0	7	28.6
HEJDA	6	0	2	0	0	6	0	2	0	2	WINCHESTER	6	2	1	3	2	6	1	0	9	22.2
RUSSELL	6	0	2	2	-5	10	0	0	7	0	BACKES	6	1	2	3	-3	22	0	0	18	5.6

## GOALTENDING

BLUE JACKETS	GP	MIN	GA	AVG	EN	SO	W	L	OTL	ST	SV%
MASON	6	364	22	3.63	1	0	1	4	1	152	.855
BLUES	GP	MIN	GA	AVG	EN	SO	W	L	OTL	ST	SV%
HOLT	1	19	0	0.00	0	0	0	0	0	3	1.000
LEGACE	1	60	2	2.00	0	0	1	0	0	22	.909
MASON	5	285	12	2.53	0	0	4	1	0	125	.904



TODD MCLELLAN



JOE THORNTON

HP PAVILION AT SAN JOSE  
525 W. Santa Clara Street  
San Jose, California 95113

#### DIRECTORY

**First Season:** 1991-92  
**Home Ice:** HP Pavilion at San Jose  
17,496 (opened in 1993)  
**Playoff Appearances:** 11 (most recent, 2008-09)  
**Stanley Cup Titles:** None  
**President and CEO:** Greg Jamison  
**Executive VP, General Manager:** Doug Wilson  
**Head Coach:** Todd McLellan  
**Assistant Coaches:** Trent Yawney, Jay Woodcroft, Matt Shaw  
**Public Relations Contact:**  
Scott Emmert 408/999-5713  
**Public Relations Fax:** 408/999-5822  
**Press Box Phone:** 408/999-5871 or 6871

**www.sjsharks.com**  
**Phone:** (408) 287-7070  
**Fax:** (408) 999-5797

#### 2008-09 SEASON

**Record:** 53-18-11, 117 pts.  
**Home:** 32-5-4, 68 pts.  
**Away:** 21-13-7, 49 pts.  
**Playoffs:** Lost 4-2 (ANA) in CQF

#### LEADERS

**Points:** Joe Thornton, 86  
**Goals:** Patrick Marleau, 38  
**Assists:** Joe Thornton, 61  
**+/-:** Devin Setoguchi, Joe Thornton & Patrick Marleau, 16  
**PIM:** Jody Shelley, 116  
**Def. Points:** Dan Boyle, 57  
**Goaltending:** Evgeni Nabokov, 41-12-8, 2.44 GAA, .910 SV%, 7 SO

## COLUMBUS VS. SAN JOSE ALL-TIME

SEASON	W-L-T/O	Home	Away	GF-GA	SF-SA	PP	PK	PIM
2000-01	1-2-0-1	1-1-0-0	0-1-0-1	9-10	110-125	2-of-23	17-of-20	54-58
2001-02	1-3-0-0	1-1-0-0	0-2-0-0	11-19	109-107	6-of-22	9-of-16	67-69
2002-03	1-3-0-0	1-1-0-0	0-2-0-0	7-14	111-136	3-of-21	16-of-20	105-86
2003-04	1-2-0-1	0-1-0-1	1-1-0-0	6-9	101-153	2-of-17	14-of-15	50-52
2005-06	2-2-0	2-0-0	0-2-0	12-12	106-130	4-of-19	22-of-25	54-46
2006-07	1-3-0	1-1-0	0-2-0	5-11	96-118	3-of-22	20-of-27	72-62
2007-08	1-2-1	1-1-0	0-1-1	7-10	92-90	2-of-14	12-of-15	46-44
2008-09	2-2-0	2-0-0	0-2-0	9-11	116-125	2-of-12	14-of-18	58-46
<b>TOTAL</b>	<b>10-19-3</b>	<b>9-6-1</b>	<b>1-13-2</b>	<b>66-96</b>	<b>841-984</b>	<b>24-of-150</b>	<b>124-of-156</b>	<b>506-463</b>

#### OVERALL

##### Current Streak:

SJ, 7 (5-0-2)

##### Last Win:

2/7/09, 3-2 OT at CBJ

##### Last Loss:

12/4/08, 2-3 at SJ

##### Most Lopsided Win:

4, 1/24/02, 6-2 at CBJ

##### Most Lopsided Loss:

8, 3/30/02, 2-10 at SJ

##### Last Tie:

None

##### Last OT Game:

2/7/09, 3-2 OTW at CBJ

##### OT Record:

3-2-0

##### Most Goals Scored:

6, 1/24/02, 6-2 W at CBJ

##### Most Goals Allowed:

10, 3/30/02, 2-10 L at SJ

##### Most Goals, Both Teams:

12, 3/30/02, 2-10 L at SJ

##### Longest Win Streak:

2, 12/17/08 – current

##### Longest Pts. Streak:

2, 2x (12/17/08 – current, 2-0-0)

##### Longest Losing Streak:

5, 1/5/08 – current

##### Longest Winless Streak:

4, 3/30/02 – 12/6/02 (0-4-0)

#### AT CBJ

SJ, 3 (1-0-2)

(2/27/08 – current)

2/7/09, 3-2 OT

2/27/08, 2-4

4, 1/24/02, 6-2

3, 10/26/06, 0-3

None

2/7/09, 3-2 OTW

2-1-0

6, 1/24/02, 6-2 W

5, 2x (10/25/02 most recent, 4-5 L)

9, 10/25/02, 4-5 L

2, 4x (12/17/08 – current, most recent)

3, 2/14/04 – 3/28/06 (2-0-1)

2, 2x (12/31/03 – 2/14/04, most recent)

2, 2x (12/31/03 – 2/14/04, 0-1-1)

#### AT SJ

SJ, 16 (15-0-1)

(12/14/00 – current)

1/8/04, 3-2 OT

12/4/08, 2-3

1, 1/8/04, 3-2 OT

8, 3/30/02, 2-10

None

2/8/08, 1-2 OTL

1-1-0

3, 2x (1/5/06 most recent, 3-6 L)

10, 3/30/02, 2-10 L

12, 3/30/02, 2-10 L

1, 1/8/04

1, 3x (2/8/08 most recent, 0-0-1)

9, 2/23/04 – current

6, 12/14/00-2/21/03 (0-5-1)

#### SHUTOUTS

CBJ 2

SJ 5

2/12/03, Denis 38 saves (1-0 at CBJ); 2/16/07, Norrena 29 saves (3-0 at CBJ)

10/27/01, Nabokov 16 saves (0-2 at SJ); 2/21/03, Nabokov 29 saves (0-6 at SJ); 12/31/03, Nabokov 26 saves (0-1 at CBJ); 10/23/06, Toskala 23 saves (0-3 at CBJ); 3/16/07, Toskala 35 saves (0-3 at SJ)

#### HAT TRICKS

CBJ 1

SJ 2

1/24/02, Knutsen against Nabokov (2) and Kiprusoff (1) (6-2 W at CBJ)

1/5/06, Cheechoo against Denis (3) (3-6 L at SJ); 1/6/07, Clowe against Norrena (3) (2-5 L at SJ)

#### PENALTY SHOTS

CBJ 2

SJ 1

11/9/00, Kron unsuccessful against Shields (5-2 W at CBJ); 2/8/08, Nash unsuccessful against Nabokov (1-2 OTL)

2/23/04, Cheechoo goal against Leclaire (2-4 L at SJ)

## ALL-TIME RESULTS

2000-01	(1-2-0-1)	2001-02	(1-3-0-0)	2002-03	(1-3-0-0)	2003-04	(1-2-0-1)	2005-06	(2-2-0)
10/25	SJ 3, at CBJ 1	10/27	at SJ 2, CBJ 0	10/25	SJ 5, at CBJ 4	12/31	SJ 1, at CBJ 0	10/12	at SJ 4, CBJ 1
11/9	at CBJ 5, SJ 2	1/24	at CBJ 6, SJ 2	12/6	at SJ 3, CBJ 2	1/8	CBJ 3, at SJ 2 OT	10/21	at CBJ 4, SJ 1
12/14	at SJ 2, CBJ 1	3/30	at SJ 10, CBJ 2	2/12	at CBJ 1, SJ 0	2/14	SJ 2, at CBJ 1 OT	1/5	at SJ 6, CBJ 3
2/20	at SJ 3, CBJ 2 OT	4/10	SJ 5, at CBJ 3	2/21	at SJ 6, CBJ 0	2/23	at SJ 4, CBJ 2	3/28	at CBJ 4, SJ 1
2006-07	(1-3-0)	2007-08	(1-2-1)						
10/23	SJ 3, at CBJ 0	10/27	at CBJ 2, SJ 1						
1/6	at SJ 5, CBJ 2	1/5	at SJ 3, CBJ 2						
2/16	at CBJ 3, SJ 0	2/8	at SJ 2, CBJ 1 OT						
3/16	at SJ 3, CBJ 0	2/27	SJ 4, at CBJ 2						

## 2008-09 RESULTS (2-2-0)

DATE	RESULT	ATTN	GOALTENDERS	GWG GOAL
Oct. 14, 2008	at SJ 5, CBJ 2	17,496	Leclaire & Norrena/Nabokov	Marleau
Dec. 4, 2008	at SJ 3, CBJ 2	17,496	Mason/Nabokov	Thornton
Dec. 17, 2008	at CBJ 2, SJ 1 OT	13,884	Mason/Nabokov	Umberger
Feb. 7, 2009	at CBJ 3, SJ 2 OT	18,144	LaCosta/Nabokov	Backman

GOALS BY PERIOD	1ST	2ND	3RD	OT	TOTAL	SHOTS BY PERIOD	1ST	2ND	3RD	OT	TOTAL
CBJ	4	1	2	2	9	CBJ	33	40	38	5	116
SJ	0	5	6	0	11	SJ	30	48	40	7	125

POWER PLAY	GOALS	ATTEMPTS	PCT	PENALTY KILLING	KILLS	ATTEMPTS	PCT
CBJ	2	12	16.7	CBJ	14	18	77.8
SJ	4	18	22.2	SJ	10	12	83.3

COLUMBUS	GP	G	A	TP	+/-	PM	PP	SH	S	PCT	SAN JOSE	GP	G	A	TP	+/-	PM	PP	SH	S	PCT
HUSELIUS	4	1	3	4	-1	4	1	0	14	7.1	THORNTON	4	1	4	5	2	0	0	0	10	10
NASH	4	2	1	3	-1	4	0	0	16	12.5	MARLEAU	4	3	1	4	1	0	1	1	11	27.3
BACKMAN	4	2	0	2	1	0	1	0	6	33.3	SETOGUCHI	4	2	2	4	3	0	1	0	9	22.2
MODIN	4	1	1	2	0	2	0	0	6	16.7	VLASIC	4	1	3	4	5	2	0	0	6	16.7
UMBERGER	4	1	1	2	0	2	0	0	20	5	EHRHOFF	4	1	2	3	0	0	0	0	10	10
BRASSARD	3	0	2	2	0	4	0	0	5	0	BOYLE	4	0	2	2	-2	8	0	0	10	0
HEJDA	4	0	2	0	2	0	0	6	0	0	GRIER	4	0	2	0	2	0	0	0	7	0
TYUTIN	4	0	2	2	0	2	0	0	7	0	CHEECHOO	2	1	0	1	1	2	0	1	5	20
WILLIAMS	1	1	0	1	1	0	0	0	2	50	ROENICK	2	1	0	1	-2	12	1	0	1	100
PECA	3	1	0	1	2	4	0	0	3	33.3	MICHALEK	4	1	0	1	-1	0	1	0	11	9.1

## GOALTENDING


BLUE JACKETS	GP	MIN	GA	AVG	EN	SO	W	L	OTL	ST	SV%
NORRENA	1	12	0	0.00	0	0	0	0	0	1	1.00
LACOSTA	1	62	2	1.94	0	0	1	0	0	30	.933
MASON	2	122	4	1.97	0	0	1	1	0	70	.943
LECLAIRE	1	48	5	6.25	0	0	0	1	0	24	.792

SHARKS	GP	MIN	GA	AVG	EN	SO	W	L	OTL	ST	SV%
NABOKOV	4	244	9	2.21	0	0	2	0	2	116	.922





RICK TOCCHET



VINCENT LECAVALIER

ST. PETE TIMES FORUM  
401 Channelside Drive  
Tampa, Florida 33602

#### DIRECTORY

**First Season:** 1992-93  
**Home Ice:** St. Pete Times Forum  
19,758 (opened in 1995)  
**Playoff Appearances:** 5 (most recent, 2006-07)  
**Stanley Cup Titles:** 1 (2004)  
**Owner & Governor:** Oren Koules  
**President & Alternate Governor:** Len Barrie  
**Executive VP & General Manager:** Brian Lawton  
**Head Coach:** Rick Tocchet  
**Associate Coach:** Rick Wilson  
**Assistant Coaches:** Wes Walz, Cap Raeder  
**Public Relations Contact:**  
Bill Wickett 813/301-6875  
**Public Relations Fax:** 813/301-1487  
**Press Box Phone:** 813/301-6873 or 6874

[www.tampabaylightning.com](http://www.tampabaylightning.com)  
Phone: (813) 301-6500  
Fax: (813) 301-1487

#### 2008-09 SEASON

**Record:** 24-40-18, 66 pts.  
**Home:** 12-18-11, 35 pts.  
**Away:** 12-22-7, 31 pts.  
**Playoffs:** did not qualify

#### LEADERS

**Points:** Martin St. Louis, 80  
**Goals:** Martin St. Louis, 30  
**Assists:** Martin St. Louis, 50  
**+/-:** Ryan Malone & Martin St. Louis, 4  
**PIM:** Evgeny Artyukhin, 151  
**Def. Points:** Lukas Krajicek, 19  
**Goaltending:** Mike Smith,  
14-18-9, 2.62 GAA, .916 SV%, 2 SO

## COLUMBUS VS. TAMPA BAY ALL-TIME

SEASON	W-L-T/O	Home	Away	GF-GA	SF-SA	PP	PK	PIM
2000-01	1-1-0-0	1-0-0-0	0-1-0-0	4-5	52-60	1-of-12	9-of-12	28-24
2001-02	0-1-0-0	0-0-0-0	0-1-0-0	0-1	27-24	0-of-1	3-of-3	16-2
2002-03	0-0-1-0	0-0-1-0	0-0-0-0	2-2	26-27	1-of-8	5-of-6	12-16
2003-04	1-1-0-0	0-1-0-0	1-0-0-0	2-1	35-65	0-of-5	3-of-3	8-12
2005-06	0-1-0	0-0-0	0-1-0	2-4	24-39	1-of-3	6-of-6	12-6
2006-07	DID NOT PLAY							
2007-08	1-0-0	1-0-0	0-0-0	5-3	25-27	1-of-4	7-of-7	24-18
2008-09	0-0-1	0-0-0	0-0-1	1-2	34-17	0-of-3	0-of-1	2-6
<b>TOTAL</b>	<b>3-4-2</b>	<b>2-1-1</b>	<b>1-3-1</b>	<b>16-18</b>	<b>223-259</b>	<b>4-of-36</b>	<b>33-of-38</b>	<b>102-84</b>

#### OVERALL

#### AT CBJ

#### AT TB

<b>Current Streak:</b>	CBJ, 2 (1-0-1) (3/9/08 – current)	CBJ, 1 (1-0-0) (3/9/08 – current)	TB, 2 (2-0-0) (1/13/06 – current)
<b>Last Win:</b>	3/9/08, 5-3 at CBJ	3/9/08, 5-3	1/2/04, 2-0
<b>Last Loss:</b>	3/24/09, 1-2 OT at TB	10/23/03, 0-1	3/24/09, 1-2 OT
<b>Most Lopsided Win:</b>	2, 3x (3/9/08, 5-3 at CBJ)	2, 2x (3/9/08 most recent, 5-3)	2, 1/2/04, 2-0
<b>Most Lopsided Loss:</b>	3, 3/10/01, 1-4 at TB	1, 10/23/03, 0-1	3, 3/10/01, 1-4
<b>Last Tie:</b>	10/23/02, 2-2 at CBJ	10/23/02, 2-2	None
<b>Last OT Game:</b>	3/24/09, 1-2 OTL at TB	10/23/02, 2-2 T	3/24/09, 1-2 OTL
<b>OT Record:</b>	0-1-1	0-0-1	0-1-0
<b>Most Goals Scored:</b>	5, 3/9/08, 5-3 W at CBJ	5, 3/9/08, 5-3 W	2, 2x (1/13/06 most recent, 2-4 L)
<b>Most Goals Allowed:</b>	4, 2x (1/13/06, 2-4 L at TB)	5, 2x (10/25/02 most recent, 4-5 L)	4, 2x (1/13/06 most recent, 2-4 L)
<b>Most Goals, Both Teams:</b>	8, 3/9/08, 5-3 W at CBJ	8, 3/9/08, 5-3 W	6, 1/13/06, 2-4 L
<b>Longest Win Streak:</b>	1, 3x (3/9/08 most recent)	1, 2x (3/9/08 most recent)	1, 1/2/04
<b>Longest Pts. Streak:</b>	2, 3/9/08 – current	2, 1/21/01 – 10/23/02 (1-0-1)	1, 2x (3/24/09 – current, 1-0-1)
<b>Longest Losing Streak:</b>	2, 12/6/01 – 10/23/02	1, 10/23/03	2, 2x (1/13/06 – current)
<b>Longest Winless Streak:</b>	4, 3/10/01 – 10/23/03 (0-3-1)	2, 10/23/02 – 10/23/03 (0-1-1)	2, 2x (1/13/06 – current, 0-1-1)

#### SHUTOUTS

CBJ	1	1/2/04, Denis 37 saves (2-0 at TB)
TB	2	12/6/01, Khabibulin 27 saves (0-1 at TB); 10/23/03, Grahame 20 saves (0-1 at CBJ)

#### HAT TRICKS

CBJ	0	None
TB	0	None

#### PENALTY SHOTS

CBJ	0	None
TB	1	3/9/08, Lecavalier successful against Leclaire (5-3, W at CBJ)



## ALL-TIME RESULTS

2000-01	(1-1-0-0)	2001-02	(0-1-0-0)	2002-03	(0-0-1-0)	2003-04	(1-1-0-0)	2005-06	(0-1-0)
1/21	at CBJ 3, TB 1	12/6	at TB 1, CBJ 0	10/23	at CBJ 2, TB 2 OT	10/23	TB 1, at CBJ 0	1/13	at TB 4, CBJ 2
3/10	at TB 4, CBJ 1					1/2	CBJ 2, at TB 0		
2006-07	(0-0-0)	2007-08	(1-0-0)						
DID NOT PLAY		3/9/08	at CBJ 5, TB 3						

## 2008-09 RESULTS (0-0-1)

DATE	RESULT	ATTN	GOALTENDERS	GWG GOAL
Mar. 24, 2009	at TB 2, CBJ 1 OT	14,454	Mason/McKenna	St. Louis

GOALS BY PERIOD	1ST	2ND	3RD	OT	TOTAL	SHOTS BY PERIOD	1ST	2ND	3RD	OT	TOTAL
CBJ	0	0	1	0	1	CBJ	9	8	16	1	34
TB	0	0	1	1	2	TB	2	5	7	3	17

POWER PLAY	GOALS	ATTEMPTS	PCT	PENALTY KILLING	KILLS	ATTEMPTS	PCT
CBJ	0	3	0.0	CBJ	0	1	0.0
TB	1	1	100.0	TB	3	3	100.0

COLUMBUS	GP	G	A	TP	+/-	PM	PP	SH	S	PCT	TAMPA BAY	GP	G	A	TP	+/-	PM	PP	SH	S	PCT	
HEJDA	1	1	0	1	1	2	0	0	1	100	STAMKOS	1	0	2	2	0	0	0	0	0	0	0
WILLIAMS	1	0	1	1	0	0	0	0	3	0	MALONE	1	1	0	1	-1	0	1	0	1	0	100
BOLL	1	0	0	0	0	0	0	0	2	0	ST. LOUIS	1	1	0	1	0	0	0	0	0	3	33.3
COMMODORE	1	0	0	0	1	0	0	0	1	0	LASHOFF	1	0	1	1	0	0	0	0	0	0	0
DORSETT	1	0	0	0	0	0	0	0	2	0	PETIOT	1	0	1	1	-1	2	0	0	0	3	0
HUSELIUS	1	0	0	0	1	0	0	0	6	0	ARTYUKHIN	1	0	0	0	0	0	0	0	0	1	0
KLESLA	1	0	0	0	-1	0	0	0	1	0	CRAIG	1	0	0	0	0	0	0	0	0	2	0
MALHOTRA	1	0	0	0	0	0	0	0	0	0	HALL	1	0	0	0	0	0	0	0	0	0	0
METHOT	1	0	0	0	0	0	0	0	0	0	HALPERN	1	0	0	0	0	0	0	0	0	0	0
MURRAY	1	0	0	0	0	0	0	0	1	0	KARSUMS	1	0	0	0	0	0	0	0	0	2	0

## GOALTENDING

BLUE JACKETS	GP	MIN	GA	AVG	EN	SO	W	L	OTL	ST	SV%
MASON	1	63	2	1.90	0	0	0	0	1	17	.882
LIGHTNING	GP	MIN	GA	AVG	EN	SO	W	L	OTL	ST	SV%
MCKENNA	1	63	1	0.95	0	0	1	0	0	34	.971



RON WILSON

AIR CANADA CENTRE  
40 Bay Street, Suite 400  
Toronto, Ontario M5J 2X2

www.mapleleafs.com  
Phone: (416) 815-5700  
Fax: (416) 359-9331

#### DIRECTORY

**First Season:** 1926-27  
**Home Ice:** Air Canada Centre  
18,819 (opened in 1999)  
**Playoff Appearances:** 64 (most recent, 2003-04)  
**Stanley Cup Titles:** 11 (most recent, 1967)  
**General Manager:** Brian Burke  
**Head Coach:** Ron Wilson  
**Assistant Coaches:** Keith Acton, Tim Hunter,  
Rob Zetterler  
**Public Relations Contact:**  
Pat Park 416/815-5761  
**Public Relations Fax:** 416/359-9331  
**Press Box Phone:** 416/815-5702

#### 2008-09 SEASON

**Record:** 34-35-13, 81 pts.  
**Home:** 16-16-9, 41 pts.  
**Away:** 18-19-4, 40 pts.  
**Playoffs:** did not qualify

#### LEADERS

**Points:** Jason Blake, 63  
**Goals:** Jason Blake, 25  
**Assists:** Matt Stajan, 40  
**+/-:** Alexei Ponikarovsky & Ian White, 6  
**PIM:** Pavel Kubina, 94  
**Def. Points:** Pavel Kubina, 40  
**Goaltending:** Vesa Toskala,  
22-17-11, 3.26 GAA, .891 SV%, 1 SO



JASON BLAKE

## COLUMBUS VS. TORONTO ALL-TIME

SEASON	W-L-T/O	Home	Away	GF-GA	SF-SA	PP	PK	PIM
2000-01	0-0-1-0	0-0-0-0	0-0-1-0	2-2	24-29	0-of-4	5-of-6	19-15
2001-02	0-1-0-0	0-0-0-0	0-1-0-0	1-4	30-34	0-of-3	5-of-5	22-18
2002-03	1-0-0-0	1-0-0-0	0-0-0-0	4-3	32-32	2-of-9	4-of-5	22-40
2003-04	0-1-0-0	0-0-0-0	0-1-0-0	1-4	19-28	0-of-3	3-of-5	12-8
2005-06	DID NOT PLAY							
2006-07	0-1-0	0-1-0	0-0-0	2-4	25-27	0-of-7	3-of-4	10-16
2007-08	0-1-0	0-0-0	0-1-0	1-3	27-25	0-of-4	4-of-5	10-8
2008-09	1-0-0	0-0-0	1-0-0	4-3	34-35	0-of-2	4-of-5	15-9
<b>TOTAL</b>	<b>2-4-1</b>	<b>1-1-0</b>	<b>1-3-1</b>	<b>15-23</b>	<b>191-210</b>	<b>2-of-32</b>	<b>28-of-35</b>	<b>110-114</b>

#### OVERALL

TOR, 7 (4-0-3)

(2/14/01 – current)

2/19/09, 4-3 SO at TOR

2/19/08, 1-3 at TOR

1, 2x (2/19/09, 4-3 SO at TOR)

3, 2x (2/12/04, 1-4 at TOR)

2/14/01, 2-2 at TOR

2/19/09, 4-3 SOW at TOR

2-0-1

4, 2x (2/19/09, 4-3 SOW at TOR)

4, 3x (10/20/06, 2-4 L at CBJ)

7, 2x (2/19/09, 4-3 SOW at TOR)

1, 2x (2/19/09 – current)

1, 3x (2/19/09 – current)

3, 2/12/04 – 2/19/08

3, 2/12/04 – 2/19/08 (0-3-0)

#### AT CBJ

TOR, 2 (1-0-1)

(3/20/03 – current)

3/20/03, 4-3 OT

10/20/06, 2-4

1, 3/20/03, 4-3 OT

2, 10/20/06, 2-4

None

3/20/03, 4-3 OTW

1-0-0

4, 3/20/03, 4-3 OTW

4, 10/20/06, 2-4 L

7, 3/20/03, 4-3 OTW

1, (3/20/03 – current)

1, 3/20/03 (1-0-0)

1, 10/20/06 – current

1, 10/20/06 – current

#### AT TOR

TOR, 5 (3-0-2)

(2/14/01 – current)

2/19/09, 4-3 SO

2/19/08, 1-3

1, 2/19/09, 4-3 SO

3, 2x (2/12/04 most recent, 1-4)

2/14/01, 2-2

2/19/09, 4-3 SOW

1-0-1

4, 2/19/09, 4-3 SOW

4, 2x (2/12/04 most recent, 1-4 L)

7, 2/19/09, 4-3 SOW

1, 2/19/09 – current

1, 3x (2/19/09 – current, 0-1-0)

3, 4/8/02 – 2/19/08

4, 2/14/01 – 2/19/08 (0-3-1)

#### SHUTOUTS

CBJ	0	None
TOR	0	None

#### HAT TRICKS

CBJ	1	10/27/02, Wright against Kidd (3) (4-3 OTW at CBJ)
TOR	0	None

#### PENALTY SHOTS

CBJ	0	None
TOR	0	None

## ALL-TIME RESULTS

2000-01 2/14 CBJ 2, at TOR 2 OT	(0-0-1-0)	2001-02 4/8 at TOR 4, CBJ 1	(0-1-0-0)	2002-03 3/20 at CBJ 4, TOR 3 OT	(1-0-0-0)	2003-04 2/12 at TOR 4, CBJ 1	(0-1-0-0)	2005-06 DID NOT PLAY	(0-0-0)
2006-07 10/20 TOR 4, at CBJ 2	(0-1-0)	2007-08 2/19/08 at TOR 3, CBJ 1	(0-1-0)						

## 2008-09 RESULTS (1-0-0)

DATE	RESULT	ATTN	GOALTENDERS	GWG GOAL
Feb. 19, 2009	CBJ 4, at TOR 3 SOW	19,179	Mason/Pogge	Nash

GOALS BY PERIOD	1ST	2ND	3RD	OT	TOTAL	SHOTS BY PERIOD	1ST	2ND	3RD	OT	TOTAL
CBJ	1	1	1	0	4	CBJ	9	12	9	4	34
TOR	1	2	0	0	3	TOR	13	13	7	2	35

POWER PLAY	GOALS	ATTEMPTS	PCT	PENALTY KILLING	KILLS	ATTEMPTS	PCT
CBJ	0	2	0.0	CBJ	4	5	80.0
TOR	1	5	20.0	TOR	2	2	100.0

COLUMBUS	GP	G	A	TP	+/-	PM	PP	SH	S	PCT	TORONTO	GP	G	A	TP	+/-	PM	PP	SH	S	PCT
HUSELIUS	1	1	1	2	0	0	0	0	2	50	ANTROPOV	1	2	0	2	1	0	1	0	4	50
NASH	1	1	1	2	1	0	0	0	5	20	PONIKAROVSKY	1	0	2	2	1	0	0	0	2	0
MALHOTRA	1	0	2	2	1	0	0	0	1	0	MAYERS	1	1	0	1	0	0	0	0	3	33.3
UMBERGER	1	1	0	1	1	0	0	0	4	25	BLAKE	1	0	1	1	-1	0	0	0	5	0
VORACEK	1	0	1	1	0	0	0	0	0	0	KUBINA	1	0	1	1	1	0	0	0	3	0
WILLIAMS	1	0	1	1	0	0	0	0	2	0	MOORE	1	0	1	1	-1	2	0	0	1	0
BACKMAN	1	0	0	0	2	0	0	0	0	0	STAJAN	1	0	1	1	1	2	0	0	1	0
BOLL	1	0	0	0	0	5	0	0	2	0	DEVEREAUX	1	0	0	0	-1	0	0	0	0	0
CHIMERA	1	0	0	0	0	0	0	0	2	0	FINGER	1	0	0	0	-3	0	0	0	3	0
COMMODORE	1	0	0	0	-1	0	0	0	2	0	FROGEN	1	0	0	0	1	0	0	0	0	0


## GOALTENDING

BLUE JACKETS	GP	MIN	GA	AVG	EN	SO	W	L	OTL	ST	SV%
MASON	1	65	3	2.77	0	0	1	0	0	35	.914

MAPLE LEAFS	GP	MIN	GA	AVG	EN	SO	W	L	OTL	ST	SV%
POGGE	1	65	3	2.77	0	0	0	0	1	34	.912





ALAIN VIGNEAULT



ROBERTO LUONGO

GENERAL MOTORS PLACE  
800 Griffiths Way  
Vancouver, British Columbia V6B 6G1

www.canucks.com  
Phone: (604) 899-4600  
Fax: (604) 899-4640

#### DIRECTORY

**First Season:** 1970-71  
**Home Ice:** General Motors Place  
18,630 (opened in 1995)  
**Playoff Appearances:** 22 (most recent, 2008-09)  
**Stanley Cup Titles:** None  
**Chairman & Governor:** Francesco Aquilini  
**President & General Manager:** Mike Gillis  
**Head Coach:** Alain Vigneault  
**Associate Coach:** Rick Bowness  
**Assistant Coach:** Ryan Walter  
**Public Relations Contact:**  
T.C. Carling 604/899-4623  
**Public Relations Fax:** 604/899-4640  
**Press Box Phone:** 604/899-4993

#### 2008-09 SEASON

**Record:** 45-27-10, 100 pts.  
**Home:** 24-12-5, 53 pts.  
**Away:** 21-15-5, 47 pts.  
**Playoffs:** Lost 4-2 (CHI) in CSF

#### LEADERS

**Points:** Daniel Sedin & Henrik Sedin, 82  
**Goals:** Daniel Sedin, 31  
**Assists:** Henrik Sedin, 60  
**+/-:** Willie Mitchell, 29  
**PIM:** Shane O'Brien, 196  
**Def. Points:** Kevin Bieksa, 43  
**Goaltending:** Roberto Luongo,  
33-13-7, 2.34 GAA, .920 SV%, 9 SO

## COLUMBUS VS. VANCOUVER ALL-TIME

SEASON	W-L-T/O	Home	Away	GF-GA	SF-SA	PP	PK	PIM
2000-01	0-3-1-0	0-1-1-0	0-2-0-0	8-15	114-116	1-of-19	8-of-12	45-47
2001-02	0-3-0-1	0-2-0-0	0-1-0-1	7-15	98-136	1-of-19	13-of-17	70-64
2002-03	2-1-1-0	1-0-1-0	1-1-0-0	14-17	114-133	7-of-26	17-of-22	89-98
2003-04	2-2-0-0	1-1-0-0	1-1-0-0	11-16	100-112	2-of-18	13-of-14	61-71
2005-06	1-3-0	1-1-0	0-2-0	15-20	124-130	8-of-30	17-of-28	84-80
2006-07	2-1-1	1-0-1	1-1-0	8-8	94-147	4-of-21	14-of-18	49-53
2007-08	2-2-0	1-1-0	1-1-0	7-10	116-90	3-of-25	15-of-17	70-86
2008-09	3-1-0	2-0-0	1-1-0	14-12	109-117	3-of-19	12-of-17	90-84
<b>TOTAL</b>	<b>12-16-4</b>	<b>7-6-3</b>	<b>5-10-1</b>	<b>84-113</b>	<b>869-981</b>	<b>29-of-177</b>	<b>109-of-145</b>	<b>558-583</b>

#### OVERALL

VAN, 1 (1-0-0)  
(3/1/09 - current)  
1/18/09, 6-5 SO at VAN  
3/1/09, 1-3 at VAN  
2, 10/21/08, 4-2 at CBJ  
5, 2x (2/23/03, 2-7 at VAN)  
2/5/03, 4-4 at CBJ  
1/18/09, 6-5 SOW at VAN  
4-2-2  
6, 2x (1/18/09, 6-5 SOW at VAN)  
7, 2x (2/6/06, 4-7 L at VAN)  
11, 3x (1/18/09, 6-5 SOW at VAN)  
5, 1/15/08 - 1/18/09  
5, 1/15/08 - 1/18/09 (5-0-0)  
4, 2x (2/6/06 - 11/28/06)  
8, 11/19/00 - 3/28/02 (0-6-2)

#### AT CBJ

CBJ, 3 (3-0-0)  
(1/15/08 - current)  
12/1/08, 3-2  
10/21/07, 1-4  
2, 10/21/08, 4-2  
5, 11/19/00, 1-6  
2/5/03, 4-4  
10/6/06, 2-3 OTL  
1-1-2  
6, 1/24/06, 6-5 W  
6, 11/19/00, 1-6 L  
11, 1/24/06, 6-5 W  
3, 1/15/08 - current  
3, 2x (1/15/08 - current, 3-0-0)  
2, 2x (3/17/04 - 10/6/06)  
5, 11/19/00 - 2/5/03 (0-3-2)

#### AT VAN

VAN, 8 (5-0-3)  
(11/4/05 - current)  
1/18/09, 6-5 SO  
3/1/09, 1-3  
1, 5x (1/18/09 most recent, 6-5 SO)  
5, 2/23/03, 2-7  
None  
1/18/09, 6-5 SOW  
3-1-0  
6, 1/18/09, 6-5 SOW  
7, 2x (2/6/06 most recent, 4-7 L)  
11, 2x (1/18/09 most recent, 6-5 SOW)  
2, 2/29/08 - 1/18/09  
2, 2x (2/29/08 - 1/18/09, 2-0-0)  
4, 12/16/00 - 3/28/02  
4, 12/16/00 - 3/28/02 (0-3-1)

#### Current Streak:

#### Last Win:

#### Last Loss:

#### Most Lopsided Win:

#### Most Lopsided Loss:

#### Last Tie:

#### Last OT Game:

#### OT Record:

#### Most Goals Scored:

#### Most Goals Allowed:

#### Most Goals, Both Teams:

#### Longest Win Streak:

#### Longest Pts. Streak:

#### Longest Losing Streak:

#### Longest Winless Streak:

#### SHUTOUTS

CBJ	0
VAN	3

None  
3/6/04, Hedberg 32 saves (0-4 at VAN); 11/28/06, Luongo 24 saves (0-1 at VAN); 11/29/07, Luongo 26 saves (0-2 at VAN)

#### HAT TRICKS

CBJ	0
VAN	0

None  
None

#### PENALTY SHOTS

CBJ	2
VAN	0

3/14/02, Sillinger unsuccessful against Cloutier (1-5 L at CBJ); 2/6/06, Nash unsuccessful against Auld (4-7 L at VAN)



## ALL-TIME RESULTS

2000-01	(0-3-1-0)	2001-02	(0-3-0-1)	2002-03	(2-1-1-0)	2003-04	(2-2-0-0)	2005-06	(1-3-0)
11/19	VAN 6, at CBJ 1	10/30	at VAN 3, CBJ 1	1/10	CBJ 3, at VAN 2	10/13	at CBJ 3, VAN 2	11/4	at VAN 5, CBJ 3
12/16	at VAN 4, CBJ 3	11/6	VAN 3, at CBJ 2	2/5	at CBJ 4, VAN 4 OT	10/28	at VAN 6, CBJ 3	1/24	at CBJ 6, VAN 5
1/6	at VAN 4, CBJ 3	3/14	VAN 5, at CBJ 1	2/23	at VAN 7, CBJ 2	3/6	VAN 4, at CBJ 0	2/6	at VAN 7, CBJ 4
3/21	at CBJ 1, VAN 1 OT	3/28	at VAN 4, CBJ 3 OT	3/6	at CBJ 5, VAN 4 OT	3/21	CBJ 5, at VAN 4	3/17	VAN 3, at CBJ 2
2006-07	(2-1-1)	2007-08	(2-2-0)						
10/6	VAN 3, at CBJ 2 OT	10/21	VAN 4, at CBJ 1						
11/28	at VAN 1, CBJ 0	11/29	at VAN 2, CBJ 0						
12/22	at CBJ 3, VAN 2	1/15	at CBJ 3, VAN 2						
1/20	CBJ 3, at VAN 2 SO	2/29	CBJ 3, at VAN 2 OT						

## 2008-09 RESULTS (3-1-0)

DATE	RESULT	ATTN	GOALTENDERS	GWG GOAL
Oct. 21, 2008	at CBJ 4, VAN 2	12,057	Leclaire/Luongo	Dorsett
Dec. 1, 2008	at CBJ 3, VAN 2	13,299	Mason/Sanford & Schneider	Huselius
Jan. 18, 2009	CBJ 6, at VAN 5 SO	18,630	Mason/Luongo	Williams
Mar. 1, 2009	at VAN 3, CBJ 1	18,630	Mason/Luongo	Kesler

GOALS BY PERIOD	1ST	2ND	3RD	OT	TOTAL	SHOTS BY PERIOD	1ST	2ND	3RD	OT	TOTAL
CBJ	3	4	6	0	14	CBJ	27	37	42	3	109
VAN	3	4	5	0	12	VAN	36	30	50	1	117

POWER PLAY	GOALS	ATTEMPTS	PCT	PENALTY KILLING	KILLS	ATTEMPTS	PCT
CBJ	3	19	15.8	CBJ	12	17	70.6
VAN	5	17	29.4	VAN	16	19	84.2


COLUMBUS	GP	G	A	TP	+/-	PM	PP	SH	S	PCT	VANCOUVER	GP	G	A	TP	+/-	PM	PP	SH	S	PCT
NASH	4	3	5	8	2	8	0	0	10	30	BIEKSA	4	3	1	4	1	9	1	0	10	30
HUSELIUS	4	2	3	5	-1	0	1	0	13	15.4	H. SEDIN	4	1	3	4	-5	2	1	0	6	16.7
MALHOTRA	4	1	3	4	1	4	0	0	8	12.5	WELLWOOD	4	2	1	3	1	0	2	0	3	66.7
COMMODORE	4	1	2	3	6	2	0	0	7	14.3	SUNDIN	2	1	2	3	2	0	0	0	3	33.3
METHOT	4	0	2	2	-2	2	0	0	4	0	KESLER	4	1	2	3	-1	5	0	0	15	6.7
VORACEK	4	0	2	2	-1	2	0	0	4	0	EDLER	4	0	3	3	-3	2	0	0	10	0
CHIMERA	2	1	0	1	0	0	0	0	9	11.1	D. SEDIN	4	0	3	3	-3	2	0	0	15	0
MODIN	2	1	0	1	0	4	1	0	5	20	BURROWS	4	1	1	2	-2	6	0	0	8	12.5
WILLIAMS	2	1	0	1	-1	2	1	0	3	33.3	SALO	2	1	0	1	-1	2	1	0	1	100
DORSETT	3	1	0	1	1	22	0	0	2	50	BERNIER	4	1	0	1	-3	2	0	0	9	11.1

## GOALTENDING

BLUE JACKETS	GP	MIN	GA	AVG	EN	SO	W	L	OTL	ST	SV%
LECLAIRE	1	60	2	2.00	0	0	1	0	0	25	.920
MASON	3	185	10	3.24	0	0	2	1	0	92	.891
CANUCKS	GP	MIN	GA	AVG	EN	SO	W	L	OTL	ST	SV%
SANFORD	1	20	0	0.00	0	0	0	0	0	11	1.000
LUONGO	3	184	9	2.93	1	0	1	1	1	80	.888
SCHNEIDER	1	39	3	4.62	0	0	0	1	0	18	.833



BRUCE BOUDREAU



ALEX OVECHKIN

KETTLER CAPITALS ICEPLEX  
627 N. Glebe Rd., Suite 850  
Arlington, VA 22203

#### DIRECTORY

**First Season:** 1974-75  
**Home Ice:** Verizon Center  
18,277 (opened in 1997)  
**Playoff Appearances:** 20 (most recent, 2008-09)  
**Stanley Cup Titles:** None  
**Chairman, Majority Owner:** Ted Leonsis  
**Vice-President, General Manager:**  
George McPhee  
**Head Coach:** Bruce Boudreau  
**Assistant Coaches:** Dean Evason, Bob Woods  
**Public Relations Contacts:**  
Nate Ewell 202/266-2357  
Paul Rovnak 202/266-5356  
**Public Relations Fax:** 202/266-2360  
**Press Box Phone:** 202/628-3200 ext. 7600

[www.washingtoncaps.com](http://www.washingtoncaps.com)  
Phone: (202) 266-2200  
Fax: (202) 226-2210

#### 2008-09 SEASON

**Record:** 50-24-8, 108 pts.  
**Home:** 29-9-3, 61 pts.  
**Away:** 21-15-5, 47 pts.  
**Playoffs:** Lost 4-3 (PIT) in CSF

#### LEADERS

**Points:** Alex Ovechkin, 110  
**Goals:** Alex Ovechkin, 56  
**Assists:** Nicklas Backstrom, 66  
**+/-:** Alexander Semin, 25  
**PIM:** Donald Brashear, 121  
**Def. Points:** Mike Green, 73  
**Goaltending:** Jose Theodore,  
32-17-5, 2.87 GAA, .900 SV%, 2 SO

## COLUMBUS VS. WASHINGTON ALL-TIME

SEASON	W-L-T/O	Home	Away	GF-GA	SF-SA	PP	PK	PIM
2000-01	1-0-0-0	1-0-0-0	0-0-0-0	3-1	19-33	1-of-9	6-of-7	34-36
2001-02	0-2-0-0	0-1-0-0	0-1-0-0	5-11	51-66	1-of-9	4-of-5	10-16
2002-03	0-0-1-1	0-0-0-1	0-0-1-0	5-6	57-69	3-of-14	5-of-7	27-39
2003-04	0-1-0-0	0-1-0-0	0-0-0-0	3-5	28-24	1-of-4	1-of-2	4-8
2005-06	0-1-0	0-0-0	0-1-0	2-3	37-19	0-of-9	6-of-8	18-18
2006-07	DID NOT PLAY							
2007-08	0-0-1	0-0-1	0-0-0	3-4	31-37	0-of-4	3-of-3	6-8
2008-09	2-0-0	1-0-0	1-0-0	6-0	54-71	2-of-10	11-of-11	20-20
<b>TOTAL</b>	<b>3-4-3</b>	<b>2-2-2</b>	<b>1-2-1</b>	<b>27-30</b>	<b>277-319</b>	<b>8-of-59</b>	<b>36-of-43</b>	<b>119-145</b>

	OVERALL	AT CBJ	AT WSH
<b>Current Streak:</b>	WSH, 7 (6-0-1) (1/9/02 – current)	WSH, 4 (4-0-0) (3/23/02 – current)	WSH, 3 (2-0-1) (1/9/02 – current)
<b>Last Win:</b>	10/27/00, 3-1 at CBJ	10/27/00, 3-1	None
<b>Last Loss:</b>	2/5/08, 3-4 OT at CBJ	2/5/08, 3-4 OT	10/5/06, 2-3
<b>Most Lopsided Win:</b>	2, 10/27/00, 3-1 at CBJ	2, 10/27/00, 3-1	None
<b>Most Lopsided Loss:</b>	3, 2x	3, 3/23/02, 2-5	3, 1/9/02, 3-6
<b>Last Tie:</b>	1/3/03, 2-2 at WSH	None	1/3/03, 2-2
<b>Last OT Game:</b>	2/5/08, 3-4 OTL at CBJ	2/5/08, 3-4 OTL	1/3/03, 2-2 T
<b>OT Record:</b>	0-2-1	0-2-0	0-0-1
<b>Most Goals Scored:</b>	3, 7x (1/9/09 most recent, 3-0 W)	3, 4x (2/5/08 most recent, 3-4 OTL)	3, 1/9/02 (3-6 L)
<b>Most Goals Allowed:</b>	6, 1/9/02 (3-6 L at WSH)	5, 2x (11/29/03 most recent, 3-5 L)	6, 1/9/02 (3-6 L)
<b>Most Goals, Both Teams:</b>	9, 1/9/02 (3-6 L at WSH)	8, 11/29/03 (3-5 L)	9, 1/9/02 (3-6 L)
<b>Longest Win Streak:</b>	2, 11/29/08 – current	1, 2x (11/29/08 – current)	1, 1/9/09
<b>Longest Pts. Streak:</b>	2, 2x (11/29/08 – current, 2-0-0)	1, 2x (11/29/02 most recent, 1-0-0)	1, 2x (1/9/09 – current, 1-0-0)
<b>Longest Losing Streak:</b>	3, 2x (11/29/03 – 2/5/08 most recent)	4, 3x (3/23/02 – 2/5/08)	1, 2x (10/5/05 most recent)
<b>Longest Winless Streak:</b>	7, 1/9/02 – 2/5/08 (0-4-3)	4, 3/23/02 – 2/5/08 (0-2-2)	3, 1/9/02 – 10/5/05 (0-2-1)

#### SHUTOUTS

CBJ	0	None
WSH	0	None

#### HAT TRICKS

CBJ	0	None
WSH	1	11/29/03, Bondra against Denis (2) and Brathwaite (1) (3-5 L at CBJ)

#### PENALTY SHOTS

CBJ	0	None
WSH	0	None

## ALL-TIME RESULTS

2000-01 10/27	(1-0-0-0) at CBJ 3, WSH 1	2001-02 1/9 3/23	(0-2-0-0) at WSH 6, CBJ 3 WSH 5, at CBJ 2	2002-03 11/5 1/3	(0-0-1-1) WSH 4, at CBJ 3 OT CBJ 2, at WSH 2 OT	2003-04 11/29	(0-0-1-1) WSH 5, at CBJ 3	2005-06 10/5	(0-1-0) at WSH 4, CBJ 2
2006-07 DID NOT PLAY	(0-0-0)	2007-08 2/5	(0-0-1) WSH 4, at CBJ 3 OT						

## 2008-09 RESULTS (2-0-0)

DATE	RESULT	ATTN	GOALTENDERS	GWG GOAL
Nov. 29, 2008	at CBJ 3, WSH 0	17,448	Mason/Johnson	Torres
Jan. 9, 2009	CBJ 3, at WSH 0	18,277	Mason/Theodore	Umberger

GOALS BY PERIOD	1ST	2ND	3RD	OT	TOTAL	SHOTS BY PERIOD	1ST	2ND	3RD	OT	TOTAL
CBJ	2	2	2	-	6	CBJ	19	15	20	-	54
WSH	0	0	0	-	0	WSH	26	17	28	-	71

POWER PLAY	GOALS	ATTEMPTS	PCT	PENALTY KILLING	KILLS	ATTEMPTS	PCT
CBJ	2	10	20.0	CBJ	11	11	100.0
WSH	0	11	0.0	WSH	8	10	80.0


COLUMBUS	GP	G	A	TP	+/-	PM	PP	SH	S	PCT	WASHINGTON	GP	G	A	TP	+/-	PM	PP	SH	S	PCT
NASH	1	2	0	2	2	0	0	1	4	50	BOURQUE	1	0	0	0	0	0	0	0	0	0
BOLL	2	1	1	2	0	0	1	0	1	100	CLARK	1	0	0	0	0	0	0	0	1	0
TYUTIN	2	1	1	2	1	2	1	0	8	12.5	COLLINS	1	0	0	0	0	0	0	0	0	0
UMBERGER	2	1	1	2	2	0	0	0	3	33.3	FEDOROV	1	0	0	0	0	0	0	0	4	0
MALHOTRA	2	0	2	2	0	0	0	0	3	0	FEHR	1	0	0	0	-1	2	0	0	3	0
METHOT	2	0	2	2	0	0	0	1	0	0	GORDON	1	0	0	0	-1	0	0	0	0	0
TORRES	1	1	0	1	1	2	0	0	2	50	GREEN	1	0	0	0	0	2	0	0	4	0
HUSELIUS	1	0	1	1	1	0	0	0	5	0	HELMER	1	0	0	0	0	0	0	0	0	0
MODIN	2	0	1	1	2	2	0	0	4	0	JOHNSON	1	0	0	0	2	0	0	0	0	0
VORACEK	2	0	1	1	1	0	0	0	1	0	LEPISTO	1	0	0	0	-1	0	0	0	2	0

## GOALTENDING

BLUE JACKETS	GP	MIN	GA	AVG	EN	SO	W	L	OTL	ST	SV%
MASON	2	120	0	0.00	0	2	2	0	0	71	1.000
CAPITALS	GP	MIN	GA	AVG	EN	SO	W	L	OTL	ST	SV%
THEODORE	1	60	3	3.00	0	0	0	1	0	23	.870
JOHNSON	1	60	3	3.00	0	0	0	1	0	31	.903



# FOX SPORTS OHIO BLUE LINE



Blue Jackets fans have a choice of two convenient FOX Sports Ohio Blue Line locations to shop for official team merchandise. The flagship store at Nationwide Arena is joined by a suburban location inside The Mall at Tuttle Crossing. Both feature a wide array of official Blue Jackets and National Hockey League merchandise.

Fans can shop for jerseys, hats, T-shirts, fleece, outerwear and much more, including a full line of Center Ice apparel from Reebok, the official supplier of the NHL. The Reebok Premier and EDGE Jerseys are available in adult, youth and women's styles and may be personalized with custom name and number in just minutes.

An exclusive collection of game worn jerseys, game used equipment and other autographed memorabilia can also be found at both stores. More unique offerings include a line of Blue Jackets golf items including golf bags, golf balls and hockey stick putters.

As an added convenience for shoppers at the Tuttle Crossing location, the suburban store serves as an official outlet where customers may buy tickets for Blue Jackets and most special events held at Nationwide Arena.

## FOX SPORTS OHIO BLUE LINE LOCATIONS

### NATIONWIDE ARENA

200 W. Nationwide Blvd.  
Columbus, OH 43215  
614-246-3200

### THE MALL AT TUTTLE CROSSING

7001 Dublin Park Drive  
Dublin, OH 43016  
614-246-3206

Hours of operation:  
Mon-Fri: 10 a.m. to 6 p.m.  
Sat: 11 a.m. to 5 p.m.

\* open for Blue Jackets games

Hours of operation:  
Mon-Sat: 10 a.m. to 9 p.m.  
Sun: 12 p.m. to 6 p.m.





C O L U M B U S   B L U E   J A C K E T S

# RECORD BOOK

## TEAM TOTALS

Games Played:	656	Goals:	1,573	Shorthanded Goals:	55	Shootout Wins, Home:	9
Wins:	247	Goals, Home:	854	Overtime Games:	125	Shootout Wins, Road:	13
Wins, Home:	156	Goals, Road:	719	Overtime Wins:	48	Shootout Losses:	23
Wins, Road:	91	Goals Against:	1,945	Overtime Wins, Home:	28	Shootout Losses, Home:	9
Losses:	325	Goals Against, Home:	905	Overtime Wins, Road:	20	Shootout Losses, Road:	14
Losses, Home:	129	Goals Against, Road:	1,040	Overtime Losses:	28	Shootouts For:	44
Losses, Road:	196	Assists:	2,856	Overtime Losses, Home:	16	Shootouts Against:	71
Ties:	33	Scoring Points:	4,429	Overtime Losses, Road:	12		
Ties, Home:	18	Penalty Minutes:	10,407	Shootout Games:	45		
Ties, Road:	15	Power Play Goals:	458	Shootout Wins:	22		

## TEAM TOTALS BY SEASON

<b>GOALS SCORED</b>			2007-08	52.3	4th	2002-03	1,505	18.4 avg.	2nd
2000-01	190	2.32 avg.	2008-09	51.2	11th	2003-04	1,209	14.7 avg.	17th-T
2001-02	164	2.00 avg.	<b>SHOTS</b>			2005-06	1,396	17.0 avg.	12th
2002-03	213	2.60 avg.	2000-01	2,082	25.4 avg.	2006-07	1,357	16.5 avg.	28th
2003-04	177	2.16 avg.	2001-02	2,046	25.0 avg.	2007-08	1,301	16.2 avg.	25th
2005-06	223	2.72 avg.	2002-03	2,143	26.1 avg.	2008-09	1,207	15.0 avg.	21st
2006-07	201	2.45 avg.	2003-04	2,280	27.8 avg.	<b>SHUTOUTS</b>			
2007-08	193	2.35 avg.	2005-06	2,250	27.4 avg.	2000-01	4		
2008-09	220	2.68 avg.	2006-07	2,273	27.7 avg.	2001-02	3		
			2007-08	2,378	29.0 avg.	2002-03	5		
			2008-09	2,370	28.9 avg.	2003-04	5		
<b>GOALS AGAINST</b>			<b>SHOTS AGAINST</b>			2005-06	1		
2000-01	233	2.84 avg.	2000-01	2,475	30.2 avg.	2006-07	4		
2001-02	255	3.11 avg.	2001-02	2,469	30.1 avg.	2007-08	11		
2002-03	263	3.21 avg.	2002-03	2,641	32.2 avg.	2008-09	11		
2003-04	238	2.90 avg.	2003-04	2,623	32.0 avg.	<b>SHUTOUTS AGAINST</b>			
2005-06	279	3.40 avg.	2005-06	2,762	33.7 avg.	2000-01	7		
2006-07	249	3.04 avg.	2006-07	2,345	28.6 avg.	2001-02	11		
2007-08	218	2.66 avg.	2007-08	2,247	27.4 avg.	2002-03	9		
2008-09	223	2.72 avg.	2008-09	2,281	27.8 avg.	2003-04	11		
						2005-06	5		
						2006-07	16		
						2007-08	6		
						2008-09	6		
<b>FACE-OFF PERCENTAGE</b>			<b>PENALTY MINUTES</b>						
2000-01	51.2	9th	2000-01	1,234	15.0 avg.	15th			
2001-02	50.1	15th-T	2001-02	1,198	14.6 avg.	20th			
2002-03	48.6	23rd							
2003-04	47.8	25th							
2005-06	49.4	20th							
2006-07	50.2	14th							

## RECORD BY SEASON

Year	HOME						ROAD						OVERALL						Finish
	GP	W	L	T	OTL	PTS	GP	W	L	T	OTL	PTS	GP	W	L	T	OTL	PTS	
2000-01	41	19	15	4	3	45	41	9	24	5	3	26	82	28	39	9	6	71	4th-T Central/13th Western
2001-02	41	14	18	5	4	37	41	8	29	3	1	20	82	22	47	8	5	57	5th Central/15th Western
2002-03	41	20	14	5	2	47	41	9	28	3	1	22	82	29	42	8	3	69	5th Central/15th Western
2003-04	41	17	18	4	2	40	41	8	27	4	2	22	82	25	45	8	4	62	4th Central/14th Western
2005-06	41	23	18	...	0	46	41	12	25	...	4	28	82	35	43	...	4	74	3rd Central/13th Western
2006-07	41	18	19	...	4	40	41	15	23	...	3	33	82	33	42	...	7	73	4th Central/11th Western
2007-08	41	20	14	...	7	47	41	14	22	...	5	33	82	34	36	...	12	80	4th Central/13th Western
2008-09	41	25	13	...	3	53	41	16	18	...	7	39	82	41	31	...	10	92	4th Central/7th Western

## ATTENDANCE

Year	GP	Total Attendance	Average	Capacity	% of Capacity	Sellouts
2000-01	41	715,513	17,452	18,136	96.2 pct.	26
2001-02	41	743,576	18,136	18,136	100 pct.	41
2002-03	41	727,522	17,744	18,136	97.8 pct.	23
2003-04	41	712,415	17,376	18,136	95.8 pct.	16
2005-06	41	688,655	16,796	18,136	92.6 pct.	9
2006-07	41	672,443	16,401	18,136	90.4 pct.	5
2007-08	41	592,824	14,459	18,144	79.7 pct.	2
2008-09	41	637,334	15,545	18,144	85.7 pct.	7

## SPECIAL TEAMS BY SEASON

Year	POWER PLAY				HOME				ROAD				OVERALL			
	G	ATT	PCT	RANK	G	ATT	PCT	RANK	G	ATT	PCT	RANK	G	ATT	PCT	RANK
2000-01	37	219	16.9	20th	19	162	11.7	26th	56	381	14.7	22nd	56	381	14.7	22nd
2001-02	29	188	15.4	20th	21	168	12.5	26th	50	356	14.0	25th	50	356	14.0	25th
2002-03	41	216	19.0	7th	30	194	15.5	15th	71	410	17.3	12th	71	410	17.3	12th
2003-04	38	227	16.7	17th	20	174	11.5	27th	58	401	14.5	24th	58	401	14.5	24th
2005-06	34	236	14.4	30th	30	215	14.0	27th	64	451	14.2	28th	64	451	14.2	28th
2006-07	41	224	18.3	16th	24	214	11.2	29th	65	438	14.8	26th	65	438	14.8	26th
2007-08	37	219	16.9	20th	19	162	11.7	26th	56	381	14.7	22nd	56	381	14.7	22nd
2008-09	23	188	12.2	30th	18	134	13.4	30th	41	322	12.7	30th	41	322	12.7	30th

Year	PENALTY KILL				HOME				ROAD				OVERALL			
	GA	ATT	PCT	RANK	GA	ATT	PCT	RANK	GA	ATT	PCT	RANK	GA	ATT	PCT	RANK
2000-01	30	179	83.2	21st	40	184	78.3	27th	70	363	80.7	27th	70	363	80.7	27th
2001-02	26	143	81.8	27th	26	163	84.0	16th	52	306	83.0	22nd	52	306	83.0	22nd
2002-03	26	193	86.5	4th	34	216	84.3	9th	60	409	85.3	8th	60	409	85.3	8th
2003-04	18	152	88.2	4th	32	185	82.7	17th	50	337	85.2	9th	50	337	85.2	9th
2005-06	41	244	83.2	17th	54	279	80.6	18th-T	95	523	81.8	17th	95	523	81.8	17th
2006-07	37	207	82.1	20th	48	246	80.5	18th	85	453	81.2	21st	85	453	81.2	21st
2007-08	31	170	81.8	22nd	32	208	84.6	5th	63	378	83.3	9th	63	378	83.3	9th
2008-09	27	174	84.5	8th	35	172	79.6	21st	62	346	82.1	13th	62	346	82.1	13th

Year	SHORTHANDED				HOME				ROAD				OVERALL			
	GF	RANK	GA	RANK	GF	RANK	GA	RANK	GF	RANK	GA	RANK	GF	RANK	GA	RANK
2000-01	1	28th-T	5	20th-T	2	25th-T	3	5th-T	3	28th-T	8	14th-T	3	26th-T	8	17th-T
2001-02	2	22nd-T	3	9th-T	1	22nd-T	5	19th-T	3	26th-T	9	20th-T	3	26th-T	8	17th-T
2002-03	4	9th-T	3	7th-T	8	1st-T	6	26th	12	2nd-T	9	20th-T	12	2nd-T	9	20th-T
2003-04	2	20th-T	7	27th	3	22nd-T	7	27th	5	24th-T	14	27th	5	24th-T	14	27th
2005-06	6	10th-T	6	19th-T	4	16th-T	2	2nd	10	14th-T	8	8th-T	10	14th-T	8	8th-T
2006-07	2	22nd-T	3	7th-T	4	15th-T	7	23rd-T	6	21st-T	10	17th-T	6	21st-T	10	17th-T
2007-08	2	23rd-T	4	13th-T	6	5th-T	1	1st	8	12th-T	5	4th-T	8	12th-T	5	4th-T
2008-09	4	12th-T	6	26th-T	4	12th-T	6	24th-T	9	11th-T	12	27th	9	11th-T	12	27th

## SITUATIONAL SCORING BY SEASON

	5-ON-5	5-ON-4	5-ON-3	4-ON-4	4-ON-3	3-ON-3	3-ON-4	3-ON-5	4-ON-5	Empty	Pen.
										Net	Shot
2000-01	116-139	47-8	7-0	6-9	1-0	0-0	1-0	0-2	1-68	9-7	2-0
2001-02	100-173	43-7	4-0	7-13	3-0	0-0	0-1	0-3	3-48	4-9	0-1
2002-03	117-182	63-8	4-0	5-9	4-0	0-0	0-1	0-5	11-54	9-4	0-0
2003-04	103-158	48-11	8-0	8-8	2-0	0-0	0-0	0-3	3-47	4-10	1-1
2005-06	131-160	53-8	8-0	7-6	3-0	0-0	1-1	0-10	8-83	3-8	1-0
2006-07	113-133	52-7	11-0	10-13	2-0	0-0	0-3	0-12	6-70	2-5	0-1
2007-08	113-126	45-1	6-0	10-10	1-0	0-0	0-2	1-7	5-53	9-9	0-2
2008-09	155-134	39-9	1-0	9-8	1-0	0-1	0-1	0-6	7-55	7-9	1-0
<b>Total</b>	<b>948-1205</b>	<b>390-59</b>	<b>49-0</b>	<b>62-76</b>	<b>17-0</b>	<b>0-1</b>	<b>2-9</b>	<b>1-48</b>	<b>44-478</b>	<b>47-61</b>	<b>5-5</b>

## 20-PLUS GOAL SEASONS

Player	Season	Date/Opponent	Game No.	Total
Geoff Sanderson	2000-01	Jan. 21 vs. Tampa Bay	48	30
Steve Heinze	2000-01	Mar. 1 vs. Nashville	62	22*
Ray Whitney	2001-02	Mar. 21 vs. Detroit	56	21
Mike Sillinger	2001-02	Apr. 6 at Montreal	76	20
Geoff Sanderson	2002-03	Dec. 31 vs. Pittsburgh	37	34
Ray Whitney	2002-03	Mar. 6 vs. Vancouver	65	24
Andrew Cassels	2002-03	Apr. 4 vs. Detroit	78	20
David Vyborny	2002-03	Apr. 6 at Minnesota	79	20
Rick Nash	2003-04	Dec. 19 vs. Calgary	31	41
David Vyborny	2003-04	Mar. 14 at Minnesota	72	22
Rick Nash	2005-06	Mar. 15 at Chicago	66	31
Nikolai Zherdev	2005-06	Mar. 4 at Los Angeles	60	27
David Vyborny	2005-06	Apr. 15 vs. Chicago	80	22
Rick Nash	2006-07	Mar. 3 at Phoenix	59	27
Fredrik Modin	2006-07	Mar. 25 at St. Louis	72	22
Rick Nash	2007-08	Dec. 31 vs. Edmonton	39	38
Nikolai Zherdev	2007-08	Jan. 19 at Dallas	48	26
Rick Nash	2008-09	Jan. 27 vs. Detroit	48	40
R.J. Umberger	2008-09	Feb. 19 at Toronto	59	26
Kristian Huselius	2008-09	Mar. 13 at Chicago	66	21

\*Had 22 goals in 65 games with Columbus before being traded to Buffalo. Finished the season with 27 goals in 79 games.



## HAT TRICKS

## HAT TRICKS FOR — 15

Goals	Player	Date	Opponent	Goaltender	Result
3	Geoff Sanderson	Feb. 10, 2001	Nashville	Mike Dunham	W, 3-2
3	Deron Quint	Mar. 9, 2001	at Florida	Trevor Kidd	W, 7-6
3	Tyler Wright	Mar. 16, 2001	at Atlanta	Norm Maracle (2, EN)	W, 3-0
3	Espen Knutsen	Jan. 24, 2002	San Jose	Evgeni Nabokov (2), Miikka Kiprusoff	W, 6-2
3	Tyler Wright	Oct. 27, 2002	Los Angeles	Jamie Storr	W, 5-1
3	Ray Whitney	Feb. 27, 2003	Los Angeles	Jamie Storr (2, EN)	W, 3-1
3	Tyler Wright	Mar. 20, 2003	Toronto	Trevor Kidd	W, 4-3 OT
4	Geoff Sanderson	Mar. 29, 2003	at Calgary	Roman Turek (3, EN)	W, 6-4
3	David Vyborny	Nov. 7, 2003	Atlanta	Byron Dafeo (2, EN)	W, 4-2
3	Bryan Berard	Jan. 8, 2006	at Phoenix	Curtis Joseph	W, 5-2
3	Rick Nash	Apr. 7, 2006	at Detroit	Manny Legace	L, 5-6 SO
3	Rick Nash	Dec. 31, 2007	Edmonton	Dwayne Roloson (2, EN)	W, 4-2
3	Nikita Filatov	Jan. 10, 2009	Minnesota	Josh Harding	W, 4-2
3	Rick Nash	Jan. 27, 2009	Detroit	Chris Osgood	W, 3-2 OT
3	Rick Nash	Mar. 7, 2009	at Detroit	Chris Osgood (2), Ty Conklin	W, 8-2

## HAT TRICKS AGAINST — 17

Goals	Player	Date	Opponent	Goaltender	Result
3	Marian Gaborik	Mar. 10, 2002	at Minnesota	Ron Tugnutt	L, 0-5
3	Bill Guerin	Feb. 4, 2002	Boston	Marc Denis	L, 0-8
3	Marian Hossa	Nov. 23, 2002	at Ottawa	J.F. Labbe	L, 3-5
3	Pavel Bure	Dec. 3, 2002	at NY Rangers	Marc Denis	L, 3-5
3	Joe Sakic	Mar. 13, 2003	Colorado	Marc Denis	L, 1-5
3	Peter Bondra	Nov. 29, 2003	Washington	Marc Denis (2), Fred Brathwaite	L, 3-5
3	Bill Guerin	Mar. 3, 2004	at Dallas	Marc Denis	L, 2-4
3	Jason Williams	Oct. 22, 2005	Detroit	Marc Denis	L, 0-6
3	Alexander Frolov	Nov. 13, 2005	Los Angeles	Martin Prusek (2), Marc Denis	L, 2-8
3	Craig Conroy	Nov. 13, 2005	Los Angeles	Martin Prusek, Marc Denis (2)	L, 2-8
3	Ronald Petrovicky	Dec. 9, 2005	at Atlanta	Pascal Leclaire (2, EN)	L, 2-5
3	Jonathan Cheechoo	Jan. 5, 2006	at San Jose	Marc Denis	L, 3-6
3	Dan Cleary	Dec. 28, 2006	Detroit	Fredrik Norrena	L, 4-7
3	Ryane Clowe	Jan. 6, 2007	at San Jose	Fredrik Norrena	L, 2-5
3	Joe Sakic	Oct. 13, 2007	at Colorado	Pascal Leclaire	L, 1-5
3	Henrik Zetterberg	Mar. 19, 2008	at Detroit	Fredrik Norrena	L, 1-3
3	Loui Eriksson	Dec. 18, 2009	at Dallas	Pascal Leclaire	L, 5-6 SO

## EXTRA ATTACKER GOALS

## EXTRA ATTACKER GOALS FOR — 23

Date	Opponent	Goal Scorer	Time	Per.	Score
Oct. 22, 2000	Detroit	Steve Heinze	19:00	3rd	L, 1-2 OT
Jan. 6, 2001	at Vancouver	Chris Nielsen	19:17	3rd	L, 3-4
Feb. 12, 2001	NY Rangers	Steve Heinze	17:43	3rd	L, 3-4
Feb. 16, 2001	at Detroit	Steve Heinze	18:25	3rd	L, 2-4
Nov. 13, 2001	St. Louis	David Vyborny	18:45	3rd	W, 3-2 OT
Jan. 14, 2002	at NY Rangers	Tyler Wright	18:51	3rd	T, 2-2
Dec. 4, 2003	Nashville	Rick Nash	19:39	3rd	L, 2-4
Feb. 21, 2004	at Los Angeles	Rick Nash	18:32	3rd	L, 3-4
Oct. 28, 2005	Minnesota	Adam Foote	19:18	3rd	W, 2-1 SO
Dec. 26, 2005	Chicago	Nikolai Zherdev	19:36	3rd	W, 4-3 OT
Apr. 7, 2006	at Detroit	Rick Nash	19:27	3rd	L, 5-6 SO
Apr. 18, 2006	Dallas	Mark Hartigan	19:03	3rd	W, 5-4 OT
Oct. 21, 2006	at Pittsburgh	Nikolai Zherdev	15:25	3rd	L, 3-5
Nov. 25, 2006	Minnesota	Sergei Fedorov	14:46	3rd	W, 5-3
Dec. 26, 2006	Boston	Sergei Fedorov	19:37	3rd	W, 5-4 OT
Feb. 20, 2007	at St. Louis	Rick Nash	19:46	3rd	L, 4-5 SO
Feb. 27, 2007	at Colorado	Rick Nash	19:31	3rd	L, 2-3
Mar. 7, 2007	Los Angeles	Geoff Platt	16:34	1st	W, 3-2
Mar. 30, 2007	at Chicago	Jason Chimera	11:56	2nd	L, 1-3
Nov. 4, 2007	St. Louis	Manny Malhotra	15:41	1st	W, 3-0
Mar. 7, 2008	Edmonton	Dan Fritsche	19:59	3rd	L, 1-2 OT
Dec. 7, 2008	at Anaheim	Fredrik Modin	19:14	3rd	L, 3-5
Dec. 18, 2008	at Dallas	Rick Nash	1:34	1st	L, 5-6 OT



## EXTRA ATTACKER GOALS AGAINST — 27

Date	Opponent	Goal Scorer	Time	Per.	Score
Dec. 27, 2000	at New Jersey	Jason Arnott	18:51	3rd	T, 2-2 OT
Feb. 6, 2001	St. Louis	Scott Young	19:51	3rd	T, 2-2 OT
Feb. 17, 2001	Pittsburgh	Robert Lang	19:10	3rd	L, 2-3 OT
Dec. 31, 2001	Anaheim	Oleg Tverdovsky	18:26	3rd	W, 3-1
Jan. 6, 2002	Nashville	Greg Johnson	19:15	3rd	W, 4-3
Jan. 12, 2002	Chicago	Eric Daze	18:48	3rd	W, 5-4
Feb. 28, 2002	Pittsburgh	Alexei Morozov	19:28	3rd	L, 3-4 OT
Nov. 17, 2002	at Dallas	Scott Young	18:56	3rd	L, 2-3 OT
Mar. 20, 2003	Toronto	Owen Nolan	18:48	3rd	W, 4-3 OT
Apr. 4, 2003	Detroit	Pavel Datsyuk	19:48	3rd	T, 5-5 OT
Nov. 22, 2003	NY Islanders	Oleg Kvasha	19:19	3rd	W, 2-1
Jan. 8, 2004	at San Jose	Scott Thornton	19:03	3rd	W, 3-2 OT
Jan. 24, 2004	Chicago	Steve Sullivan	19:19	3rd	W, 4-3
Oct. 26, 2005	Nashville	Adam Hall	19:40	3rd	W, 3-2 OT
Dec. 8, 2005	NY Islanders	Mark Parrish	19:23	3rd	W, 4-3 SO
Jan. 14, 2006	at Florida	Nathan Horton	19:13	3rd	W, 5-4 OT
Oct. 7, 2006	at Chicago	Patrick Sharp	15:41	3rd	W, 5-4
Nov. 20, 2006	Nashville	Martin Erat	18:28	2nd	L, 1-3
Dec. 22, 2006	Vancouver	Daniel Sedin	18:45	3rd	W, 3-2
Jan. 6, 2007	at San Jose	Ryane Clowe	5:24	3rd	L, 2-5
Feb. 24, 2007	at NY Rangers	Blair Betts	2:46	1st	W, 3-2
Oct. 17, 2007	Dallas	Brendan Morrow	18:49	3rd	L, 2-3 SO
Jan. 17, 2008	at Phoenix	Martin Hanzal	18:22	3rd	W, 4-3
Nov. 3, 2008	at NY Islanders	Chris Campoli	14:15	2nd	L, 3-4 OT
Nov. 7, 2008	Montreal	Sergey Kostitsyn	19:19	3rd	W, 4-3 SO
Dec. 4, 2008	at San Jose	Joe Thornton	7:41	3rd	L, 2-3
Feb. 24, 2009	at Calgary	Mike Cammalleri	15:12	2nd	L, 1-4

## PENALTY SHOTS

## PENALTY SHOTS FOR — 16

Date	Opponent	Player	Goaltender	Result	Time	Per.	Score
Oct. 15, 2000	at Chicago	David Vyborny	Robbie Tallas	Goal	7:16	2nd	L, 1-2
Nov. 9, 2000	San Jose	Robert Kron	Steve Shields	Unsuccessful	5:34	1st	W, 5-2
Mar. 19, 2001	Nashville	David Vyborny	Tomas Vokoun	Goal	18:01	3rd	L, 1-2
Mar. 14, 2002	Vancouver	Mike Sillinger	Dan Cloutier	Unsuccessful	11:38	3rd	L, 1-5
Mar. 25, 2003	at Los Angeles	Andrej Nedorost	Cristobal Huet	Unsuccessful	16:09	2nd	W, 2-1 OT
Feb. 2, 2004	at Phoenix	David Vyborny	Brian Boucher	Goal	1:23	2nd	T, 3-3
Dec. 17, 2005	at Nashville	David Vyborny	Tomas Vokoun	Goal	14:50	3rd	L, 3-7
Jan. 21, 2006	at Nashville	Trevor Letowski	Tomas Vokoun	Unsuccessful	0:28	3rd	L, 2-7
Feb. 6, 2006	at Vancouver	Rick Nash	Alex Auld	Unsuccessful	13:09	2nd	L, 4-7
Mar. 15, 2006	at Chicago	Dan Fritsche	Nikolai Khabibulin	Unsuccessful	6:06	2nd	L, 2-3
Dec. 31, 2006	Chicago	Rick Nash	Nikolai Khabibulin	Unsuccessful	19:54	2nd	W, 3-1
Oct. 19, 2007	at Buffalo	Rick Nash	Ryan Miller	Unsuccessful	12:08	2nd	W, 3-0
Nov. 26, 2007	at Edmonton	Rick Nash	Dwayne Roloson	Unsuccessful	14:04	1st	L, 1-3
Feb. 8, 2008	at San Jose	Rick Nash	Evgeni Nabokov	Unsuccessful	13:03	2nd	L, 1-2 OT
Jan. 2, 2009	at Colorado	Rick Nash	Peter Budaj	Goal	12:33	2nd	W, 6-1
Apr. 8, 2009	at Chicago	Rick Nash	Nikolai Khabibulin	Unsuccessful	8:59	1st	W, 4-3 SO

## PENALTY SHOTS AGAINST — 17

Date	Opponent	Player	Goaltender	Result	Time	Per.	Score
Feb. 28, 2001	Phoenix	Jeremy Roenick	Marc Denis	Unsuccessful	17:06	2nd	W, 5-2
Dec. 12, 2001	at Colorado	Shjon Podein	Marc Denis	Unsuccessful	13:42	2nd	L, 1-5
Jan. 14, 2002	at NY Rangers	Manny Malhotra	Marc Denis	Unsuccessful	3:07	2nd	T, 2-2
Apr. 12, 2002	Atlanta	Tony Hrkac	Marc Denis	Goal	16:23	3rd	W, 5-4 OT
Jan. 23, 2003	at Colorado	Dean McAmmond	Marc Denis	Unsuccessful	7:52	1st	L, 0-5
Dec. 16, 2003	at St. Louis	Pavel Demitra	Marc Denis	Unsuccessful	18:12	2nd	L, 1-2 OT
Feb. 23, 2004	at San Jose	Jonathan Cheechoo	Pascal Leclaire	Goal	0:32	3rd	L, 2-4
Feb. 28, 2004	Colorado	Paul Kariya	Marc Denis	Unsuccessful	10:27	2nd	W, 5-4 OT
Dec. 23, 2005	Nashville	Steve Sullivan	Marc Denis	Unsuccessful	9:07	2nd	L, 4-5
Mar. 5, 2006	at Anaheim	Scott Niedermayer	Pascal Leclaire	Unsuccessful	12:14	3rd	W, 3-2 SO
Oct. 21, 2006	at Pittsburgh	Jordan Staal	Fredrik Norrena	Goal	7:49	3rd	L, 3-5
Dec. 10, 2006	Ottawa	Peter Schaefer	Pascal Leclaire	Unsuccessful	3:55	2nd	W, 6-2
Jan. 5, 2007	at Anaheim	Teemu Selanne	Fredrik Norrena	Unsuccessful	19:39	3rd	W, 4-3
Jan. 26, 2007	Buffalo	Daniel Paille	Fredrik Norrena	Unsuccessful	19:42	2nd	W, 3-2
Dec. 10, 2007	Anaheim	Samuel Pahlsson	Pascal Leclaire	Goal	18:44	2nd	L, 3-4 OT
Mar. 9, 2008	Tampa Bay	Vincent Lecavalier	Pascal Leclaire	Goal	17:37	2nd	W, 5-3
Dec. 6, 2008	Los Angeles	Patrick O'Sullivan	Steve Mason	Unsuccessful	6:43	2nd	L, 0-3

## SHUTOUTS

## SHUTOUTS FOR — 44

Date	OPP	Goaltender	Saves	Score	Date	OPP	Goaltender	Saves	Score
Dec. 18, 2000	at MTL	Ron Tugnutt	27	2-0	Oct. 5, 2007	ANA	Pascal Leclaire	28	4-0
Jan. 15, 2001	MIN	Ron Tugnutt	31	3-0	Oct. 10, 2007	PHX	Pascal Leclaire	32	3-0
Mar. 14, 2001	CGY	Ron Tugnutt	30	3-0	Oct. 19, 2007	at BUF	Pascal Leclaire	21	3-0
Mar. 16, 2001	at ATL	Ron Tugnutt	34	3-0	Oct. 25, 2007	STL	Pascal Leclaire	36	3-0
Nov. 27, 2001	PHX	Ron Tugnutt	26	3-0	Nov. 4, 2007	STL	Pascal Leclaire	21	3-0
Jan. 16, 2002	NYR	Marc Denis	31	2-0	Nov. 23, 2007	at MIN	Pascal Leclaire	32	4-0
Mar. 2, 2002	at LA	Ron Tugnutt	30	2-0	Dec. 26, 2007	ATL	Pascal Leclaire	21	2-0
Dec. 19, 2002	CGY	Marc Denis	29	3-0	Jan. 24, 2008	at CHI	Pascal Leclaire	30	1-0
Jan. 4, 2003	PHX	Marc Denis	23	2-0	Feb. 23, 2008	at MTL	Pascal Leclaire	31	3-0
Feb. 12, 2003	SJ	Marc Denis	38	1-0	Mar. 18, 2008	CGY	Fredrik Norrena	18	3-0
Mar. 15, 2003	MIN	Marc Denis	24	5-0	Mar. 26, 2008	CHI	Fredrik Norrena	17	4-0
Apr. 2, 2003	MIN	Marc Denis	27	3-0	Nov. 22, 2008	at ATL	Steve Mason	15	2-0
Oct. 11, 2003	NYR	Marc Denis	25	5-0	Nov. 29, 2008	DAL	Steve Mason	26	3-0
Nov. 20, 2003	DET	Marc Denis	25	3-0	Dec. 27, 2008	PHI	Steve Mason	20	3-0
Jan. 2, 2004	at TB	Marc Denis	37	2-0	Dec. 29, 2008	at LA	Steve Mason	24	2-0
Mar. 2, 2004	at CAR	Marc Denis	25	3-0	Dec. 31, 2008	at ANA	Steve Mason	27	2-0
Mar. 24, 2004	MIN	Marc Denis	20	2-0	Jan. 9, 2009	at WSH	Steve Mason	45	3-0
Dec. 29, 2005	ANA	Marc Denis	40	1-0	Jan. 30, 2009	OTT	Steve Mason	30	1-0
Oct. 27, 2006	LA	Pascal Leclaire	28	2-0	Feb. 10, 2009	COL	Dan LaCosta	31	3-0
Dec. 2, 2006	at EDM	Fredrik Norrena	21	4-0	Feb. 26, 2009	at EDM	Steve Mason	19	1-0
Dec. 5, 2006	at COL	Fredrik Norrena	42	3-0	Mar. 10, 2009	BOS	Steve Mason	35	2-0
Feb. 16, 2007	SJ	Fredrik Norrena	29	3-0	Mar. 26, 2009	CGY	Steve Mason	33	5-0

## SHUTOUTS AGAINST — 71

Date	OPP	Goaltender	Saves	Score	Date	OPP	Goaltender	Saves	Score
Nov. 1, 2000	at DAL	Ed Belfour	14	0-4	Mar. 18, 2004	at CGY	Miikka Kiprusoff	23	0-2
Nov. 17, 2000	FLA	Trevor Kidd	30	0-3	Mar. 29, 2004	at BUF	Martin Biron	23	0-6
Nov. 24, 2000	at DAL	Ed Belfour	23	0-3	Oct. 22, 2005	DET	Manny Legace	17	0-6
Dec. 3, 2000	at CHI	Jocelyn Thibault	29	0-5	Nov. 16, 2005	STL	Curtis Sanford	36	0-2
Dec. 26, 2000	at STL	Brent Johnson	24	0-5	Nov. 25, 2005	COL	David Aebischer	35	0-5
Mar. 27, 2001	at CGY	Fred Brathwaite	19	0-3	Jan. 18, 2006	DET	Chris Osgood	26	0-4
Mar. 29, 2001	at LA	Felix Potvin	27	0-3	Mar. 2, 2006	at COL	David Aebischer	24	0-1
Oct. 20, 2001	COL	Patrick Roy	24	0-5	Oct. 14, 2006	at MIN	Manny Fernandez	24	0-5
Oct. 27, 2001	at SJ	Evgeni Nabokov	16	0-2	Oct. 23, 2006	SJ	Vesa Toskala	23	0-3
Nov. 9, 2001	EDM	Tommy Salo	23	0-3	Oct. 28, 2006	at NJ	Martin Brodeur	22	0-1
Nov. 21, 2001	DET	Manny Legace	38	0-1 OT	Nov. 12, 2006	at CHI	Brian Boucher	28	0-1
Dec. 5, 2001	at FLA	Roberto Luongo	23	0-2	Nov. 17, 2006	COL	Peter Budaj	25	0-3
Dec. 6, 2001	at TB	Nikolai Khabibulin	27	0-1	Nov. 28, 2006	at VAN	Roberto Luongo	24	0-1
Dec. 8, 2001	COL	Patrick Roy	26	0-2	Dec. 20, 2006	at DET	Dominik Hasek	27	0-5
Feb. 4, 2002	BOS	John Grahame	30	0-8	Dec. 23, 2006	at NYI	Rick DiPietro	26	0-4
Feb. 9, 2002	NSH	Tomas Vokoun	25	0-1 OT	Jan. 3, 2007	at LA	Mathieu Garon	26	0-3
Mar. 10, 2002	at MIN	Dwayne Roloson	14	0-5	Jan. 12, 2007	at NSH	Tomas Vokoun	22	0-2
Apr. 14, 2002	at CHI	Jocelyn Thibault	28	0-2	Jan. 18, 2007	at NSH	Chris Mason	33	0-4
Dec. 23, 2002	DET	Curtis Joseph	33	0-1	Feb. 6, 2007	PHX	Curtis Joseph	28	0-3
Jan. 23, 2003	at COL	Patrick Roy	18	0-5	Feb. 22, 2007	EDM	Dwayne Roloson	28	0-4
Feb. 19, 2003	at ANA	J-S Giguere	26	0-2	Mar. 9, 2007	DAL	Marty Turco	30	0-3
Feb. 21, 2003	at SJ	Evgeni Nabokov	29	0-6	Mar. 16, 2007	at SJ	Vesa Toskala	35	0-3
Feb. 25, 2003	at NSH	Tomas Vokoun	19	0-5	Apr. 3, 2007	at DET	Dominik Hasek	35	0-3
Mar. 11, 2003	DAL	Ron Tugnutt	25	0-2	Nov. 29, 2007	at VAN	Roberto Luongo	26	0-2
Mar. 24, 2003	at ANA	J-S Giguere	29	0-5	Dec. 15, 2007	at BOS	Alexander Auld	32	0-2
Mar. 28, 2003	at EDM	Jussi Markkanen	26	0-4	Mar. 4, 2008	at CGY	Miikka Kiprusoff	39	0-1
Apr. 1, 2003	at PHI	Roman Cechmanek	10	0-4	Mar. 25, 2008	at NSH	Dan Ellis	36	0-3
Oct. 23, 2003	TB	John Grahame	20	0-1	Mar. 28, 2008	NSH	Dan Ellis	43	0-2
Nov. 1, 2003	at CGY	Jamie McLennan	15	0-3	Apr. 5, 2008	at STL	Manny Legace	25	0-3
Nov. 14, 2003	BOS	Felix Potvin	24	0-4	Dec. 6, 2008	at LA	Jason Labarbera	23	0-3
Dec. 31, 2003	SJ	Evgeni Nabokov	26	0-1	Dec. 20, 2008	at PHX	Ilya Bryzgalov	33	0-2
Jan. 3, 2004	at FLA	Roberto Luongo	42	0-1	Dec. 23, 2008	LA	Jonathan Quick	24	0-3
Jan. 6, 2004	at COL	David Aebischer	35	0-6	Jan. 6, 2009	at DET	Ty Conklin	23	0-3
Jan. 22, 2004	at CHI	Craig Anderson	30	0-7	Mar. 15, 2009	DET	Chris Osgood	23	0-4
Feb. 4, 2004	at DAL	Marty Turco	18	0-1	Apr. 5, 2009	CHI	Nikolai Khabibulin	20	0-1
Mar. 6, 2004	VAN	Johan Hedberg	32	0-4					

## OVERTIME RECORD BY TEAM

Team	HOME			ROAD			OVERALL		
	GP	W-L-T-SOL	PTS	GP	W-L-T-SOL	PTS	GP	W-L-T-SOL	PTS
ANAHEIM	1	0-1-0-0	1	5	2-1-1-1	7	6	2-2-1-1	8
ATLANTA	1	1-0-0-0	2	0	0-0-0-0	0	1	1-0-0-0	2
BOSTON	2	2-0-0-0	4	0	0-0-0-0	0	2	2-0-0-0	4
BUFFALO	1	0-0-1-0	1	0	0-0-0-0	0	1	0-0-1-0	1
CALGARY	2	1-1-0-0	3	3	2-0-0-1	5	5	3-1-0-1	8
CAROLINA	0	0-0-0-0	0	0	0-0-0-0	0	0	0-0-0-0	0
CHICAGO	6	3-1-1-1	9	4	2-0-1-1	6	10	5-1-2-2	15
COLORADO	2	1-0-1-0	3	1	0-0-1-1	1	3	1-0-1-1	4
DALLAS	5	2-0-0-3	7	4	2-1-0-1	6	9	4-1-0-4	13
DETROIT	8	2-4-1-1	10	4	2-0-0-2	6	12	4-4-1-3	16
EDMONTON	5	1-1-3-0	6	3	1-1-0-1	4	8	2-2-3-1	10
FLORIDA	0	0-0-0-0	0	2	2-0-0-0	4	2	2-0-0-0	4
LOS ANGELES	4	3-0-1-1	7	2	1-0-1-0	3	6	4-0-1-1	10
MINNESOTA	3	2-0-1-0	5	4	1-2-0-1	5	7	3-2-1-1	10
MONTREAL	1	1-0-0-0	2	2	1-0-1-0	3	3	2-0-1-0	5
NASHVILLE	5	3-1-0-1	8	4	1-0-1-2	5	9	4-1-1-3	13
NEW JERSEY	1	1-0-0-0	2	1	0-0-1-0	1	2	1-0-1-0	3
NY ISLANDERS	2	1-0-1-0	3	1	0-1-0-0	1	3	1-1-1-0	4
NY RANGERS	0	0-0-0-0	0	1	0-0-1-0	1	1	0-0-1-0	1
OTTAWA	1	0-0-1-0	1	2	1-0-1-0	3	3	1-0-2-0	4
PHILADELPHIA	2	0-0-2-0	2	1	0-0-1-0	1	3	0-0-3-0	3
PHOENIX	1	0-0-1-0	1	4	0-0-3-1	4	5	0-0-4-1	5
PITTSBURGH	3	1-2-0-0	4	0	0-0-0-0	0	3	1-2-0-0	4
ST. LOUIS	7	2-1-2-2	9	5	0-2-1-2	5	12	2-3-3-4	14
SAN JOSE	2	1-1-0-0	3	3	1-2-0-0	4	5	2-3-0-0	7
TAMPA BAY	1	0-0-1-0	1	1	0-1-0-0	1	2	0-1-1-0	2
TORONTO	1	1-0-0-0	2	2	1-0-1-0	3	3	2-0-1-0	5
VANCOUVER	5	2-1-2-0	7	4	3-1-0-0	7	8	4-2-2-0	12
WASHINGTON	2	0-2-0-0	2	1	0-0-1-0	1	3	0-2-1-0	3
<b>Totals</b>	<b>74</b>	<b>31-16-18-9</b>	<b>105</b>	<b>64</b>	<b>23-12-15-14</b>	<b>87</b>	<b>138</b>	<b>54-28-33-23</b>	<b>192</b>

## OVERTIME RECORD BY SEASON

Year	HOME					ROAD					OVERALL						
	GP	W	L	T	PTS	Year	GP	W	L	T	PTS	Year	GP	W	L	T	PTS
2000-01	9	2	3	4	11	2000-01	9	1	3	5	10	2000-01	18	3	6	9	21
2001-02	11	2	4	5	13	2001-02	4	0	1	3	4	2001-02	15	2	5	8	17
2002-03	9	2	2	5	11	2002-03	6	2	1	3	8	2002-03	15	4	3	8	19
2003-04	10	4	2	4	14	2003-04	8	2	2	4	10	2003-04	18	6	4	8	24
	GP	W	OTL	SOL	PTS		GP	W	OTL	SOL	PTS		GP	W	OTL	SOL	PTS
2005-06	8	8	0	0	16	2005-06	10	6	1	3	16	2005-06	18	14	1	3	32
2006-07	8	4	1	3	12	2006-07	8	5	1	2	13	2006-07	16	9	2	5	25
2007-08	9	2	3	4	11	2007-08	8	3	1	4	11	2007-08	17	5	4	8	22
2008-09	10	7	1	2	17	2008-09	11	4	2	5	15	2008-09	21	11	3	7	32



## OVERTIME WINS - 32

Date	Opponent	GWG	Goaltender	Time	Score
Dec. 8, 2000	Boston	Geoff Sanderson	Peter Skudra	4:51	3-2
Mar. 9, 2001	at Florida	Robert Kron (SH)	Trevor Kidd	0:43	7-6
Apr. 8, 2001	Chicago	Tyler Wright	Steve Passmore	2:41	4-3
Nov. 13, 2001	St. Louis	Ray Whitney (PP)	Brent Johnson	4:55	3-2
Apr. 12, 2002	Atlanta	Jaroslav Spacek (PP)	Milan Hnilicka	0:29	5-4
Feb. 13, 2003	at Montreal	Jaroslav Spacek	Jose Theodore	0:28	2-1
Mar. 6, 2003	Vancouver	Rick Nash	Alexander Auld	2:02	5-4
Mar. 20, 2003	Toronto	Tyler Wright	Trevor Kidd	4:16	4-3
Mar. 25, 2003	at Los Angeles	Andrew Cassels	empty net	4:12	2-1
Jan. 8, 2004	at San Jose	Rick Nash	Evgeni Nabokov	4:57	3-2
Jan. 16, 2004	Los Angeles	Rick Nash	Roman Cechmanek	2:58	3-2
Jan. 31, 2004	Minnesota	Anders Eriksson	Dwayne Roloson	2:59	2-1
Feb. 11, 2004	Los Angeles	David Vyborny	Roman Cechmanek	1:58	3-2
Feb. 28, 2004	Colorado	Jaroslav Spacek	Phillippe Sauve	3:24	5-4
Mar. 27, 2004	at Nashville	Tyler Wright	Tomas Vokoun	2:03	3-2
Oct. 26, 2005	Nashville	Adam Foote (SH)	Tomas Vokoun	0:35	3-2
Dec. 11, 2005	New Jersey	Bryan Berard	Martin Brodeur	4:46	3-2
Dec. 26, 2005	Chicago	Jaroslav Balastik	Nikolai Khabibulin	2:35	4-3
Jan. 14, 2006	at Florida	David Vyborny (PP)	Roberto Luongo	4:48	5-4
Mar. 11, 2006	Edmonton	Rostislav Klesla	Dwayne Roloson	4:06	3-2
Apr. 18, 2006	Dallas	Sergei Fedorov (PP)	Johan Hedberg	0:35	5-4
Dec. 26, 2006	Boston	David Vyborny	Tim Thomas	3:06	5-4
Jan. 16, 2007	at Chicago	Jason Chimera	Nikolai Khabibulin	2:31	5-4
Mar. 7, 2007	Los Angeles	David Vyborny (PP)	Mathieu Garon	4:38	3-2
Apr. 5, 2007	Dallas	Rick Nash	Mike Smith	1:04	2-1
Dec. 1, 2007	at Calgary	Curtis Glencross	Miikka Kiprusoff	2:03	4-3
Feb. 29, 2008	at Vancouver	Jason Chimera	Roberto Luongo	1:07	3-2
Oct. 10, 2008	at Dallas	Rick Nash	Marty Turco	4:39	5-4
Dec. 17, 2008	San Jose	R.J. Umberger	Evgeni Nabokov	2:55	2-1
Jan. 27, 2009	Detroit	Rick Nash	Chris Osgood	3:27	3-2
Feb. 7, 2009	San Jose	Christian Backman	Evgeni Nabokov	1:33	3-2
Mar. 18, 2009	Chicago	Antoine Vermette	Cristobal Huet	2:38	4-3

## OVERTIME LOSSES - 28

Date	Opponent	GWG	Goaltender	Time	Score
Oct. 22, 2000	Detroit	Kirk Maltby	Ron Tugnutt	2:01	1-2
Dec. 13, 2000	at Anaheim	Niclas Havelid	Marc Denis	2:13	4-5
Jan. 17, 2001	at Minnesota	Sean O'Donnell	Ron Tugnutt	3:53	2-3
Jan. 31, 2001	Detroit	Steve Yzerman	Ron Tugnutt	1:00	2-3
Feb. 17, 2001	Pittsburgh	Alexei Kovalev	Ron Tugnutt	1:19	2-3
Feb. 20, 2001	at San Jose	Marco Sturm	Ron Tugnutt	4:18	2-3
Nov. 21, 2001	Detroit	Luc Robitaille	Ron Tugnutt	4:17	0-1
Feb. 9, 2002	Nashville	Denis Arhipov	Marc Denis	2:45	0-1
Feb. 28, 2002	Pittsburgh	Michal Rozsival	Ron Tugnutt	1:42	3-4
Mar. 21, 2002	Detroit	Sergei Fedorov	Marc Denis	0:25	2-3
Mar. 28, 2002	at Vancouver	Andrew Cassels	Marc Denis	4:20	3-4
Nov. 5, 2002	Washington	Peter Bondra	Marc Denis	4:56	3-4
Nov. 17, 2002	at Dallas	Pierre Turgeon	Marc Denis	3:19	2-3
Mar. 8, 2003	Calgary	Jarome Iginla	Marc Denis	4:52	2-3
Oct. 30, 2003	at Edmonton	Mike York	Marc Denis	2:29	3-4
Dec. 12, 2003	St. Louis	Doug Weight	Fred Brathwaite	4:51	2-3
Dec. 16, 2003	at St. Louis	Keith Tkachuk	Marc Denis	4:17	1-2
Feb. 14, 2004	San Jose	Marco Sturm	Marc Denis	4:43	1-2
Mar. 13, 2006	at St. Louis	Christian Backman	Pascal Leclaire	3:49	2-3
Oct. 6, 2006	Vancouver	Daniel Sedin	Pascal Leclaire	0:31	2-3
Dec. 29, 2006	at Minnesota	Wes Walz	Ty Conklin	1:29	3-4
Dec. 10, 2007	Anaheim	Chris Pronger	Pascal Leclaire	3:14	3-4
Feb. 5, 2008	Washington	Alex Ovechkin	Fredrik Norrena	2:28	3-4
Feb. 8, 2008	at San Jose	Joe Thornton	Fredrik Norrena	1:49	1-2
Mar. 7, 2008	Edmonton	Andrew Cogliano	Pascal Leclaire	1:53	1-2
Nov. 3, 2008	at NY Islanders	Chris Campoli	Fredrik Norrena	3:13	3-4
Mar. 24, 2009	at Tampa Bay	Martin St. Louis	Steve Mason	3:04	1-2
Apr. 5, 2009	Chicago	Kris Versteeg	Steve Mason	3:10	0-1



## SHOOTOUT WINS - 22

Date	Opponent	GWG	Goaltender	Round	Score (S0)
Oct. 28, 2005	Minnesota	Trevor Letowski	Dwayne Roloson	8th Rd.	2-1 (2-1)
Nov. 30, 2005	at Minnesota	Jaroslav Balastik	Manny Fernandez	3rd Rd.	3-2 (1-0)
Dec. 8, 2005	NY Islanders	David Vyborny	Rick DiPietro	1st Rd.	4-3 (1-0)
Jan. 20, 2006	St. Louis	Rick Nash	Curtis Sanford	2nd Rd.	4-3 (1-0)
Feb. 1, 2006	at Calgary	Jaroslav Balastik	Miikka Kiprusoff	1st Rd.	2-1 (2-0)
Feb. 2, 2006	at Edmonton	Jason Chimera	Jussi Markkanen	8th Rd.	2-1 (4-3)
Mar. 5, 2006	at Anaheim	Rick Nash	Jean-Sebastien Giguere	3rd Rd.	3-2 (1-0)
Mar. 25, 2006	at Detroit	Jaroslav Balastik	Chris Osgood	1st Rd.	5-4 (1-0)
Nov. 3, 2006	Calgary	Manny Malholtra	Jamie McLennan	11th Rd.	5-4 (4-3)
Jan. 30, 2007	at Vancouver	Nikolai Zherdev	Roberto Luongo	3rd Rd.	3-2 (2-1)
Mar. 2, 2007	at Dallas	Jan Hejda	Marty Turco	1st Rd.	3-2 (1-0)
Mar. 14, 2007	at Anaheim	David Vyborny	Jean-Sebastien Giguere	5th Rd.	5-4 (1-0)
Mar. 22, 2007	at Detroit	Sergei Fedorov	Chris Osgood	6th Rd.	2-1 (3-2)
Nov. 24, 2007	Detroit	Rick Nash	Chris Osgood	2nd Rd.	3-2 (3-1)
Jan. 12, 2008	Nashville	Nikolai Zherdev	Chris Mason	1st Rd.	2-1 (1-0)
Feb. 21, 2008	at Ottawa	Rick Nash	Ray Emery	1st Rd.	3-2 (2-0)
Nov. 7, 2008	Montreal	Kristian Huselius	Jaroslav Halak	1st Rd.	4-3 (2-0)
Dec. 11, 2008	Nashville	Jakub Voracek	Dan Ellis	3rd Rd.	3-2 (2-1)
Jan. 18, 2009	at Vancouver	Jason Williams	Roberto Luongo	1st Rd.	6-5 (2-0)
Feb. 19, 2009	at Toronto	Rick Nash	Justin Pogge	2nd Rd.	4-3 (2-1)
Mar. 12, 2009	Pittsburgh	Kristian Huselius	Marc-Andre Fleury	3rd Rd.	4-3 (1-0)
Apr. 8, 2009	at Chicago	Fedor Tyutin	Nikolai Khabibulin	2nd Rd.	4-3 (1-0)

## SHOOTOUT LOSSES - 23

Date	Opponent	GWG	Goaltender	Round	Score (S0)
Dec. 20, 2005	at Detroit	Jason Williams	Pascal Leclaire	2nd Rd.	3-4 (1-2)
Jan. 7, 2006	at Colorado	Alex Tanguay	Pascal Leclaire	4th Rd.	2-3 (1-2)
Apr. 7, 2006	at Detroit	Tomas Holmstrom	Marc Denis	5th Rd.	5-6 (0-1)
Nov. 22, 2006	St. Louis	Bill Guerin	Pascal Leclaire	4th Rd.	3-4 (0-1)
Dec. 14, 2006	at Phoenix	Mike Comrie	Fredrik Norrena	3rd Rd.	4-5 (0-1)
Jan. 9, 2007	St. Louis	Lee Stempniak	Fredrik Norrena	3rd Rd.	3-4 (2-3)
Feb. 20, 2007	at St. Louis	Lee Stempniak	Fredrik Norrena	1st Rd.	4-5 (0-1)
Feb. 25, 2007	Nashville	Alexander Radulov	Ty Conklin	1st Rd.	3-4 (0-1)
Oct. 17, 2007	Dallas	Jussi Jokinen	Fredrik Norrena	2nd Rd.	2-3 (0-1)
Nov. 1, 2007	at Anaheim	Mathieu Schneider	Fredrik Norrena	2nd Rd.	2-1 (0-1)
Nov. 10, 2007	at Nashville	Martin Erat	Fredrik Norrena	2nd Rd.	3-4 (0-1)
Nov. 18, 2007	Detroit	Johan Franzen	Pascal Leclaire	5th Rd.	4-5 (2-3)
Dec. 3, 2007	Dallas	Niklas Hagman	Pascal Leclaire	5th Rd.	1-2 (2-3)
Feb. 10, 2008	Los Angeles	Patrick O'Sullivan	Pascal Leclaire	4th Rd.	2-3 (1-2)
Mar. 2, 2008	at Edmonton	Ales Hemesky	Pascal Leclaire	2nd Rd.	3-4 (0-1)
Mar. 30, 2008	at Chicago	Patrick Kane	Fredrik Norrena	1st Rd.	4-5 (0-1)
Nov. 1, 2008	Chicago	Patrick Kane	Fredrik Norrena	1st Rd.	3-4 (0-1)
Nov. 15, 2008	at Minnesota	Marek Zidlicky	Steve Mason	2nd Rd.	2-3 (0-2)
Dec. 18, 2008	at Dallas	Brad Richards	Pascal Leclaire	1st Rd.	5-6 (0-2)
Jan. 21, 2009	at Calgary	Todd Bertuzzi	Steve Mason	3rd Rd.	4-5 (0-1)
Feb. 16, 2009	Dallas	James Neal	Steve Mason	2nd Rd.	2-3 (0-1)
Mar. 28, 2009	at St. Louis	David Perron	Steve Mason	4th Rd.	3-4 (1-2)
Apr. 4, 2009	at Nashville	Ville Koistinen	Steve Mason	3rd Rd.	4-5 (0-1)

## RECORD BY SEASON

## RECORD BY DIVISION

Year	Central	Pacific	Northwest	Western Con.	Northeast	Atlantic	Southeast	Eastern Con.
2000-01	6-10-2-2	8-9-1-2	5-12-1-1	19-31-4-5	3-0-3-0	1-4-2-1	5-4-0-0	9-8-5-1
2001-02	5-9-3-3	6-14-0-0	4-14-1-1	15-37-4-4	2-5-1-0	4-0-3-1	1-5-0-0	7-10-4-1
2002-03	5-13-2-0	7-11-1-1	8-8-3-1	20-32-6-2	3-3-0-0	5-3-0-0	1-4-2-1	9-10-2-1
2003-04	9-13-0-2	5-10-4-1	6-11-2-1	20-34-6-4	0-4-1-0	2-2-1-0	3-5-0-0	5-11-2-0
2005-06	14-15-3	8-12-0	8-11-1	30-38-4	0-0-0	4-1-0	1-4-0	5-5-0
2006-07	11-17-4	10-9-1	8-10-2	29-36-7	3-2-0	1-4-0	0-0-0	4-6-0
2007-08	11-18-3	9-5-6	8-10-2	28-33-11	3-2-0	0-0-0	3-1-1	6-3-1
2008-09	10-10-4	6-12-2	12-6-2	28-28-8	5-0-0	3-3-1	5-0-1	13-3-2
<b>Total</b>	<b>71-105-28</b>	<b>59-82-19</b>	<b>59-82-18</b>	<b>189-269-65</b>	<b>19-16-5</b>	<b>20-17-9</b>	<b>19-23-5</b>	<b>58-56-19</b>

## RECORD BY MONTH

Year	Oct.	Nov.	Dec.	Jan.	Feb.	Mar.	Apr.
2000-01	3-8-0-1	4-8-1-0	5-6-3-1	5-4-0-2	3-5-3-2	5-6-2-0	3-2-0-0
2001-02	1-7-4-0	6-6-1-1	3-9-1-0	4-9-1-0	1-3-1-2	5-8-0-2	2-5-0-0
2002-03	3-5-1-0	6-6-1-2	4-8-1-0	7-6-2-0	3-7-1-0	5-8-1-1	1-2-1-0
2003-04	3-6-0-1	4-6-3-0	2-9-1-2	6-6-3-0	4-7-1-1	5-10-0-0	1-1-0-0
2005-06	4-8-0	3-10-0	5-8-1	8-4-1	3-3-0	7-7-1	5-3-1
2006-07	3-5-1	3-10-1	9-5-2	6-6-1	3-7-2	8-6-0	1-3-0
2007-08	7-3-1	4-7-3	7-5-2	7-7-0	5-5-3	4-6-3	0-3-0
2008-09	4-6-0	6-4-3	7-6-1	7-5-1	7-4-1	9-4-2	1-2-2
<b>Total</b>	<b>28-48-9</b>	<b>36-57-16</b>	<b>42-56-15</b>	<b>50-47-11</b>	<b>29-41-17</b>	<b>48-55-12</b>	<b>14-21-4</b>

## RECORD BY DAY OF THE WEEK

Year	Mon.	Tue.	Wed.	Thu.	Fri.	Sat.	Sun.
2000-01	2-4-0-0	4-2-1-1	4-8-3-3	4-4-2-0	5-5-0-0	5-10-2-1	4-6-1-1
2001-02	3-8-2-0	2-6-1-0	2-7-0-1	2-8-1-3	7-3-1-0	4-12-2-1	2-3-1-0
2002-03	1-8-1-0	2-7-1-1	4-4-2-0	9-5-0-0	4-6-2-0	7-9-2-1	2-3-0-1
2003-04	2-4-1-0	2-5-2-1	3-9-1-0	3-10-0-1	6-4-0-1	7-12-1-1	2-1-3-0
2005-06	3-2-1	4-4-1	6-8-0	4-5-0	7-11-1	7-8-1	4-5-0
2006-07	2-2-0	7-4-2	2-6-1	4-4-1	8-10-2	7-12-0	3-4-1
2007-08	1-2-2	4-6-1	7-6-1	6-4-1	7-4-2	6-9-1	3-5-4
2008-09	2-1-2	7-7-1	6-2-1	6-2-1	9-5-0	10-9-4	1-5-1
<b>Total</b>	<b>16-31-9</b>	<b>32-41-13</b>	<b>34-50-13</b>	<b>38-42-10</b>	<b>53-48-9</b>	<b>53-81-17</b>	<b>21-32-13</b>

## RECORD IN BACK-TO-BACK GAMES

Year	HOME			ROAD			OVERALL		
	1st Gm.	2nd Gm.	Total	1st Gm.	2nd Gm.	Total	1st Gm.	2nd Gm.	Total
2000-01	3-1-0-1	0-3-1-2	3-4-1-3	3-9-1-2	2-10-2-0	5-19-3-2	6-10-1-3	2-13-3-2	8-23-4-5
2001-02	1-2-0-0	0-1-0-1	1-3-0-1	4-5-0-0	3-7-0-1	7-12-0-1	5-7-0-0	3-8-0-2	8-15-0-2
2002-03	2-1-0-0	2-2-0-0	4-3-0-0	2-8-2-0	5-6-0-1	7-14-2-1	4-9-2-0	7-8-0-1	11-17-2-1
2003-04	3-2-1-1	3-3-0-0	6-5-1-1	4-6-1-0	2-9-1-0	6-15-2-0	7-8-2-1	5-12-1-0	12-20-3-1
2005-06	7-2-0	2-3-0	9-5-0	4-3-3	6-8-0	10-11-3	11-5-3	8-11-0	19-16-3
2006-07	5-5-1	4-2-1	9-7-2	5-5-0	3-10-1	8-15-1	10-10-1	7-12-2	17-22-3
2007-08	4-0-0	3-1-0	7-1-0	3-5-0	1-4-3	4-9-3	7-5-0	4-5-3	11-10-3
2008-09	8-1-0	4-3-1	12-4-1	4-5-2	3-6-3	7-11-5	12-6-2	7-9-4	19-15-5
<b>Total</b>	<b>33-14-4</b>	<b>18-18-6</b>	<b>51-32-10</b>	<b>29-46-11</b>	<b>25-60-12</b>	<b>54-106-23</b>	<b>62-60-15</b>	<b>43-78-18</b>	<b>105-138-32</b>

## RECORD IN GAMES DECIDED BY...

Year	1-Goal	2-Goal	3-Goal	4+ Goal
2000-01	11-11-0-6	6-12	11-10	1-6
2001-02	10-11-0-5	9-17	1-9	2-10
2002-03	11-15-0-3	7-10	7-4	4-13
2003-04	14-18-0-4	6-13	4-7	1-7
2005-06	24-12-4	3-12	7-10	1-9
2006-07	18-11-7	6-10	5-15	4-6
2007-08	14-8-12	6-13	10-11	4-4
2008-09	20-6-10	12-10	4-12	5-3
Total	122-92-51	55-97	49-78	22-58

## RECORD WHEN...

### SCORING 4 GOALS OR MORE

Year	Home	Road	Total
2000-01	7-0-0-0	5-0-0-1	12-0-0-1
2001-02	6-1-0-0	2-0-0-0	8-1-0-0
2002-03	11-1-2-0	5-5-0-0	16-6-2-0
2003-04	6-1-1-0	4-0-0-0	10-1-1-0
2005-06	17-1-0	5-1-1	22-2-1
2006-07	8-4-0	9-0-2	17-4-2
2007-08	10-0-1	8-0-1	18-0-2
2008-09	11-0-0	10-0-3	21-0-3
Total	76-8-4	48-6-8	124-14-12

### SCORING 3 GOALS

Year	Home	Road	Total
2000-01	8-4-2-0	2-2-0-0	10-6-2-0
2001-02	6-2-2-1	4-3-1-1	10-5-3-2
2002-03	5-1-1-1	1-2-1-0	6-3-2-1
2003-04	6-4-1-0	3-5-1-1	9-9-2-1
2005-06	4-2-0	5-6-1	9-8-1
2006-07	7-2-3	4-2-1	11-4-4
2007-08	6-1-2	4-1-2	10-2-4
2008-09	9-2-1	2-4-2	11-6-3
Total	51-18-14	25-25-11	76-43-25

### SCORING 2 GOALS OR LESS

Year	Home	Road	Total
2000-01	4-10-2-3	2-23-4-2	6-33-6-5
2001-02	2-15-3-3	2-26-2-0	4-41-5-3
2002-03	4-11-2-1	3-22-2-1	7-33-4-2
2003-04	5-13-2-2	1-22-3-1	6-35-5-3
2005-06	2-15-0	2-18-2	4-33-2
2006-07	3-9-1	2-20-0	5-29-1
2007-08	4-13-3	2-21-3	6-34-6
2008-09	5-11-2	4-14-2	9-25-4
Total	29-97-24	18-166-22	47-263-46

### SCORING 1 GOAL OR LESS

Year	Home	Road	Total
2000-01	0-8-1-1	0-15-1-0	0-23-2-1
2001-02	0-10-0-2	0-20-0-0	0-30-0-2
2002-03	1-7-0-0	0-9-1-0	1-16-1-0
2003-04	0-7-1-1	0-13-1-1	0-20-2-2
2005-06	1-9-0	0-9-0	1-18-0
2006-07	0-9-0	1-14-0	1-23-0
2007-08	1-9-2	1-15-2	2-24-4
2008-09	1-4-1	1-10-1	2-14-2
Total	4-63-9	3-105-7	7-168-16

### ALLOWING 2 GOALS OR LESS

Year	Home	Road	Total
2000-01	17-2-2-1	6-3-5-0	23-5-7-1
2001-02	10-1-3-2	8-8-2-0	18-9-5-2
2002-03	17-2-2-0	8-1-2-0	25-3-4-0
2003-04	14-4-2-1	6-4-3-1	20-8-5-2
2005-06	12-1-0	9-4-0	21-5-0
2006-07	14-0-0	10-6-0	24-6-0
2007-08	16-2-2	10-4-2	26-6-4
2008-09	17-1-1	11-2-1	28-3-2
Total	117-13-16	68-32-16	185-45-32

## RECORD WHEN...

### ALLOWING 3 GOALS

Year	Home	Road	Total
2000-01	1-3-2-2	0-8-0-2	1-11-2-4
2001-02	2-6-2-1	0-6-1-0	2-12-3-1
2002-03	2-4-1-1	0-6-1-1	2-10-2-2
2003-04	2-3-1-1	1-6-1-0	3-9-2-1
2005-06	5-5-0	1-6-2	6-11-2
2006-07	2-7-1	2-5-0	4-12-1
2007-08	2-2-1	3-11-2	5-13-3
2008-09	6-4-1	3-7-1	9-11-2
Total	22-34-14	10-55-11	32-89-25

### ALLOWING 4 GOALS OR MORE

Year	Home	Road	Total
2000-01	1-10-0-0	2-13-0-1	3-23-0-1
2001-02	2-11-0-1	0-15-0-1	2-26-0-2
2002-03	1-7-2-1	1-22-0-0	2-29-2-1
2003-04	1-11-1-0	1-17-0-1	2-28-1-1
2005-06	6-12-0	2-15-2	8-27-2
2006-07	2-14-2	3-11-3	5-25-5
2007-08	2-10-3	1-7-2	3-17-5
2008-09	2-8-1	2-9-5	4-17-6
Total	17-83-11	12-109-15	29-192-26

### SCORING A POWER PLAY GOAL

Year	Home	Road	Total
2000-01	18-5-3-1	4-7-1-2	22-12-4-3
2001-02	11-6-2-0	2-12-3-0	13-18-5-0
2002-03	16-5-2-1	7-14-0-0	23-19-2-1
2003-04	11-8-3-1	6-7-2-2	18-15-5-3
2005-06	17-8-0	7-14-2	24-22-2
2006-07	15-6-4	8-8-2	23-14-6
2007-08	11-5-4	8-9-3	19-14-7
2008-09	12-6-2	7-4-4	19-10-6
Total	111-49-23	49-75-21	160-124-44

### SHUTOUT ON POWER PLAY

Year	Home	Road	Total
2000-01	1-10-2-2	5-17-3-1	6-27-5-3
2001-02	3-12-3-4	6-17-0-1	9-29-3-5
2002-03	4-9-3-1	2-14-3-1	6-23-6-2
2003-04	6-10-1-1	2-20-2-0	8-30-3-1
2005-06	6-10-1	5-11-2	11-21-3
2006-07	3-13-0	7-15-1	10-28-1
2007-08	8-9-3	7-13-2	15-22-5
2008-09	13-7-1	9-14-3	22-21-4
Total	44-80-22	43-121-19	87-201-41

### ALLOWING A POWER PLAY GOAL

Year	Home	Road	Total
2000-01	7-9-3-1	4-19-2-3	11-28-5-4
2001-02	4-9-2-1	2-13-2-0	6-22-4-1
2002-03	6-10-4-2	4-15-2-0	10-25-6-2
2003-04	4-9-2-1	1-17-1-1	5-26-3-2
2005-06	13-12-0	8-21-3	21-33-3
2006-07	11-15-3	9-13-3	20-28-6
2007-08	7-10-4	6-13-4	13-23-8
2008-09	13-9-1	7-12-5	20-21-6
Total	65-83-24	41-123-26	106-206-50

### KILLING ALL SH ATTEMPTS

Year	Home	Road	Total
2000-01	12-6-1-2	5-5-3-0	17-11-4-2
2001-02	10-9-3-3	6-16-1-1	16-25-4-4
2002-03	14-4-1-0	5-13-1-1	19-17-2-1
2003-04	13-9-2-1	7-10-3-1	20-19-5-2
2005-06	10-6-0	4-4-1	14-10-1
2006-07	7-4-1	6-10-0	13-14-1
2007-08	13-4-3	8-9-1	21-13-4
2008-09	12-4-2	9-6-2	21-10-4
Total	91-46-19	50-73-15	141-119-34

### SCORING 1ST GOAL

Year	Home	Road	Total
2000-01	13-7-1-2	6-7-4-3	19-14-5-5
2001-02	9-6-4-2	8-5-3-0	17-11-7-2
2002-03	12-3-2-0	5-9-2-1	17-12-4-1
2003-04	12-7-3-1	3-9-1-1	15-16-4-2
2005-06	13-6-0	6-8-1	19-14-1
2006-07	14-3-2	9-2-3	23-5-5
2007-08	15-3-4	10-3-2	25-6-6
2008-09	17-5-0	11-4-4	28-9-4
Total	105-40-21	58-47-25	163-87-46



## RECORD WHEN...

## ALLOWING 1ST GOAL

Year	Home	Road	Total
2000-01	6-8-3-1	3-17-1-0	9-25-4-1
2001-02	5-12-0-2	0-24-1-1	5-36-1-3
2002-03	8-11-3-2	4-19-1-0	12-30-4-2
2003-04	5-11-1-1	5-18-3-1	10-29-4-2
2005-06	10-12-0	6-17-3	16-29-3
2006-07	4-16-2	6-21-0	10-37-2
2007-08	5-11-2	4-19-4	9-30-6
2008-09	8-8-3	5-14-3	13-22-6
<b>Total</b>	<b>51-89-20</b>	<b>33-149-18</b>	<b>84-238-38</b>

## LEADING AFTER 1ST PERIOD

Year	Home	Road	Total
2000-01	11-1-0-2	6-3-2-2	17-4-2-4
2001-02	6-3-3-0	5-0-0-1	11-3-3-1
2002-03	11-1-2-0	3-6-1-1	14-7-3-1
2003-04	8-1-2-0	1-1-0-0	9-2-2-0
2005-06	8-3-0	4-4-1	12-7-1
2006-07	10-0-1	6-1-2	16-1-3
2007-08	13-2-3	8-0-1	21-2-4
2008-09	12-3-0	8-3-2	20-6-2
<b>Total</b>	<b>79-14-13</b>	<b>41-18-13</b>	<b>120-32-26</b>

## TIED AFTER 1ST PERIOD

Year	Home	Road	Total
2000-01	6-7-1-1	1-7-3-0	7-14-4-1
2001-02	6-2-2-4	3-12-2-0	9-14-4-4
2002-03	5-4-1-0	6-5-2-0	11-9-3-0
2003-04	6-9-1-1	3-14-3-2	9-23-4-3
2005-06	10-8-0	4-10-1	14-18-1
2006-07	7-6-2	7-7-1	14-13-3
2007-08	6-3-3	3-11-3	9-14-6
2008-09	11-3-2	5-9-4	16-12-6
<b>Total</b>	<b>57-42-18</b>	<b>32-75-21</b>	<b>89-117-39</b>

## TRAILING AFTER 1ST PERIOD

Year	Home	Road	Total
2000-01	2-7-3-0	2-14-0-1	4-21-3-1
2001-02	2-13-0-0	0-17-1-0	2-30-1-0
2002-03	4-9-2-2	0-17-0-0	4-26-2-2
2003-04	3-8-1-1	4-12-1-0	7-20-2-1
2005-06	5-7-0	4-11-2	9-18-2
2006-07	2-12-1	1-16-0	3-28-1
2007-08	1-8-1	3-12-1	4-20-2
2008-09	2-7-1	3-6-1	5-13-2
<b>Total</b>	<b>21-71-12</b>	<b>17-105-7</b>	<b>38-176-19</b>

## LEADING AFTER 2ND PERIOD

Year	Home	Road	Total
2000-01	15-2-1-0	7-0-2-1	22-2-3-1
2001-02	10-0-1-2	7-0-2-0	17-0-3-2
2002-03	16-1-3-1	7-1-2-1	23-2-5-2
2003-04	15-2-2-0	4-1-0-1	19-3-2-1
2005-06	8-1-0	7-1-0	15-2-0
2006-07	14-0-1	7-1-3	21-1-4
2007-08	14-1-1	10-2-0	24-3-1
2008-09	12-2-0	9-1-0	21-3-0
<b>Total</b>	<b>104-9-12</b>	<b>58-7-12</b>	<b>162-16-24</b>

## TIED AFTER 2ND PERIOD

Year	Home	Road	Total
2000-01	3-1-1-2	2-6-3-1	5-7-4-3
2001-02	4-2-3-2	1-3-0-1	5-5-3-3
2002-03	3-4-0-1	1-4-1-0	4-8-1-1
2003-04	2-4-1-1	1-7-4-1	3-11-5-2
2005-06	9-6-0	2-1-1	11-7-1
2006-07	0-3-1	6-2-1	6-5-2
2007-08	4-2-4	1-4-3	5-6-7
2008-09	13-0-2	3-3-4	16-3-6
<b>Total</b>	<b>38-22-18</b>	<b>17-30-20</b>	<b>55-52-38</b>

## TRAILING AFTER 2ND PERIOD

Year	Home	Road	Total
2000-01	1-12-2-1	0-18-0-1	1-30-2-2
2001-02	0-16-1-0	0-26-1-0	0-42-2-0
2002-03	1-9-2-0	1-23-0-0	2-32-2-0
2003-04	0-12-1-1	3-19-0-0	3-31-1-1
2005-06	6-11-0	3-23-3	9-34-3
2006-07	5-16-1	1-20-0	6-36-1
2007-08	2-10-2	3-17-2	5-27-4
2008-09	0-10-1	4-15-3	4-25-4
<b>Total</b>	<b>15-96-12</b>	<b>15-161-10</b>	<b>30-257-22</b>

## LEADING IN SHOTS

Year	Home	Road	Total
2000-01	6-5-2-2	4-5-0-0	10-10-2-2
2001-02	6-8-0-3	0-5-1-0	6-13-1-3
2002-03	6-3-0-0	2-5-0-0	8-8-0-0
2003-04	10-8-1-0	1-2-2-0	11-10-3-0
2005-06	9-6-0	0-2-0	9-8-0
2006-07	9-9-1	4-13-1	13-22-2
2007-08	13-8-4	5-11-4	18-19-8
2008-09	13-9-3	6-9-3	19-18-6
<b>Total</b>	<b>72-56-16</b>	<b>22-52-11</b>	<b>94-108-27</b>

## TRAILING IN SHOTS

Year	Home	Road	Total
2000-01	12-10-2-1	5-18-5-3	17-28-7-4
2001-02	7-10-5-1	8-23-2-1	15-33-7-2
2002-03	13-10-3-2	7-22-3-1	20-32-6-3
2003-04	7-10-2-2	7-22-2-2	14-32-4-4
2005-06	13-12-0	12-23-4	25-35-4
2006-07	8-8-2	10-19-3	18-17-5
2007-08	6-6-3	9-9-1	15-15-4
2008-09	11-4-1	10-8-3	21-12-4
<b>Total</b>	<b>77-70-24</b>	<b>68-144-30</b>	<b>145-214-54</b>

## SHOTS ARE TIED

Year	Home	Road	Total
2000-01	1-0-0-0	0-1-0-0	1-1-0-0
2001-02	1-0-0-0	0-1-0-0	1-1-0-0
2002-03	1-1-2-0	0-1-0-0	1-2-2-0
2003-04	0-0-1-0	0-3-0-0	0-3-1-0
2005-06	1-0-0	0-0-0	1-0-0
2006-07	1-2-0	1-1-0	2-3-0
2007-08	1-0-0	0-2-0	1-2-0
2008-09	1-1-0	0-0-0	1-1-0
<b>Total</b>	<b>7-4-3</b>	<b>1-9-0</b>	<b>8-13-3</b>



## GAMES PLAYED

2000-01	Serge Aubin	81
	Lyle Odelein	81
2001-02	Grant Marshall	81
	Jean-Luc Grand-Pierre	81
2002-03	Geoff Sanderson	82
	Luke Richardson	82
2003-04	David Vyborny	82
2005-06	Trevor Letowski	81
2006-07	David Vyborny	82
	Jason Chimera	82
	Manny Malholtra	82
2007-08	Rostislav Klesla	82
	Nikolai Zherdev	82
2008-09	R.J. Umberger	82
	Fedor Tyutin	82
	Jan Hejda	82

## POINTS

2000-01	Geoff Sanderson	56
2001-02	Ray Whitney	61
2002-03	Ray Whitney	76
2003-04	Rick Nash	57
2005-06	David Vyborny	65
2006-07	David Vyborny	64
2007-08	Rick Nash	69
2008-09	Rick Nash	79

## GOALS

2000-01	Geoff Sanderson	30
2001-02	Ray Whitney	21
2002-03	Geoff Sanderson	34
2003-04	Rick Nash	41
2005-06	Rick Nash	31
2006-07	Rick Nash	27
2007-08	Rick Nash	38
2008-09	Rick Nash	40

## ASSISTS

2000-01	Espen Knutsen	42
2001-02	Ray Whitney	40
2002-03	Ray Whitney	52
2003-04	David Vyborny	31
2005-06	David Vyborny	43
2006-07	David Vyborny	48
2007-08	Nikolai Zherdev	35
2008-09	Rick Nash	39

## PLUS/MINUS RATING

2000-01	Jamie Pushor	7
2001-02	Jody Shelley	1
2002-03	David Vyborny	12
2003-04	Anders Eriksson	-6
2005-06	Ron Hainsey	13
2006-07	Anders Eriksson	12
2007-08	Jan Hejda	20
2008-09	Jan Hejda	23

## PENALTY MINUTES

2000-01	Tyler Wright	140
2001-02	Jody Shelley	206
2002-03	Jody Shelley	249
2003-04	Jody Shelley	228

2005-06	Jody Shelley	163
2006-07	Alexander Svitov	145
2007-08	Jared Boll	226
2008-09	Jared Boll	180

## POWER PLAY GOALS

2000-01	Steve Heinze	14
2001-02	Mike Sillinger	8
2002-03	Geoff Sanderson	15
2003-04	Rick Nash	19
2005-06	Rick Nash	11
2006-07	Rick Nash	9
2007-08	Rick Nash	10
2008-09	R.J. Umberger	9

## SHORTHANDED GOALS

2000-01	Tyler Wright	1
	Robert Kron	1
	Jamie Pushor	1
2001-02	Espen Knutsen	2
2002-03	Mike Sillinger	3
2003-04	David Vyborny	4
2005-06	David Vyborny	2
	Adam Foote	2
2006-07	Sergei Fedorov	2
	Jason Chimera	2
2007-08	Rick Nash	4
2008-09	Rick Nash	5

## GAME-WINNING GOALS

2000-01	Geoff Sanderson	7
2001-02	Mike Sillinger	5
2002-03	Andrew Cassels	5
2003-04	Rick Nash	7
2005-06	David Vyborny	6
2006-07	Rick Nash	5
2007-08	Rick Nash	6
2008-09	Raffi Torres	6

## GAME-TYING GOALS (2000-04)

2000-01	Tyler Wright	1
	Serge Aubin	1
	Chris Nielsen	1
2001-02	Grant Marshall	1
	Tyler Wright	1
	Rostislav Klesla	1
2002-03	Ray Whitney	1
	Darren Van Impe	1
2003-04	Rick Nash	2

## SHOTS ON GOAL

2000-01	Geoff Sanderson	199
2001-02	Ray Whitney	210
2002-03	Geoff Sanderson	286
2003-04	Rick Nash	269
2005-06	Nikolai Zherdev	194
2006-07	Rick Nash	228
2007-08	Rick Nash	329
2008-09	Rick Nash	263

## SHOOTING PERCENTAGE

2000-01	Espen Knutsen	17.7
2001-02	Mike Sillinger	13.3
2002-03	Espen Knutsen	17.9
2003-04	Rick Nash	15.2
2005-06	Rick Nash	18.2
2006-07	Rick Nash	11.8
2007-08	Rick Nash	11.6
2008-09	Rick Nash	15.2

## FACE-OFF WINNING PERCENTAGE

2000-01	Kevyn Adams	57.4
2001-02	Mike Sillinger	57.0
2002-03	Mike Sillinger	56.5
2003-04	Manny Malhotra	53.9
2005-06	Manny Malhotra	56.3
2006-07	Manny Malhotra	55.1
2007-08	Manny Malhotra	59.0
2008-09	Manny Malhotra	58.0

## POINTS BY DEFENSEMAN

2000-01	Jamie Heward	27
2001-02	Deron Quint	25
2002-03	Jaroslav Spacek	45
2003-04	Anders Eriksson	27
2005-06	Bryan Berard	32
2006-07	Ron Hainsey	34
2007-08	Ron Hainsey	32
2008-09	Fedor Tyutin	34

## GOALS BY DEFENSEMAN

2000-01	Jamie Heward	11
2001-02	Rostislav Klesla	8
2002-03	Jaroslav Spacek	9
2003-04	Anders Eriksson	7
2005-06	Bryan Berard	12
2006-07	Ron Hainsey	9
	Rostislav Klesla	9
2007-08	Ron Hainsey	8
2008-09	Fedor Tyutin	9

## HAT TRICKS

2000-01	Geoff Sanderson	1
	Tyler Wright	1
	Deron Quint	1
2001-02	Espen Knutsen	1
2002-03	Tyler Wright	2
2003-04	David Vyborny	1
2005-06	Rick Nash	1
	Bryan Berard	1
2006-07	-----	0
2007-08	Rick Nash	1
2008-09	Rick Nash	2

## MULTI-POINT GAMES

2000-01	Geoff Sanderson	11
2001-02	Ray Whitney	18
2002-03	Ray Whitney	19
2003-04	Rick Nash	14
2005-06	David Vyborny	19
2006-07	David Vyborny	19
2007-08	Rick Nash	16
2008-09	Rick Nash	24

## INDIVIDUAL LEADERS BY SEASON

## MULTI-GOAL GAMES

2000-01	Geoff Sanderson	5
2001-02	Mike Sillinger	3
2002-03	Geoff Sanderson	6
2003-04	Rick Nash	6
2005-06	Rick Nash	5
2006-07	Rick Nash	5
2007-08	Rick Nash	6
2008-09	Rick Nash	6

## ICE TIME -

## ALL PLAYERS

2000-01	Deron Quint	24:05
2001-02	Deron Quint	22:00
2002-03	Jaroslav Spacek	24:47
2003-04	Jaroslav Spacek	23:26
2005-06	Adam Foote	24:33
2006-07	Adam Foote	24:44
2007-08	Rostislav Klesla	23:12
2008-09	Fedor Tyutin	23:30

## ICE TIME -

## FORWARDS

2000-01	Steve Heinze	18:49
2001-02	Mike Sillinger	20:51
2002-03	Ray Whitney	21:00
2003-04	Todd Marchant	20:38
2005-06	Sergei Fedorov	21:01
2006-07	David Vyborny	20:20
2007-08	Rick Nash	20:29
2008-09	Rick Nash	21:09

## GOALTENDERS

## GAMES PLAYED

2000-01	Ron Tugnutt	53
2001-02	Ron Tugnutt	44
2002-03	Marc Denis	77
2003-04	Marc Denis	66
2005-06	Marc Denis	49
2006-07	Fredrik Norrena	55
2007-08	Pascal Leclaire	54
2008-09	Steve Mason	61

## WINS

2000-01	Ron Tugnutt	22
2001-02	Ron Tugnutt	12
2002-03	Marc Denis	27
2003-04	Marc Denis	21
2005-06	Marc Denis	21
2006-07	Fredrik Norrena	24
2007-08	Pascal Leclaire	24
2008-09	Steve Mason	33

## SHUTOUTS

2000-01	Ron Tugnutt	4
2001-02	Ron Tugnutt	2
2002-03	Marc Denis	5
2003-04	Marc Denis	5
2005-06	Marc Denis	1
2006-07	Fredrik Norrena	3
2007-08	Pascal Leclaire	9
2008-09	Steve Mason	10

## MINUTES PLAYED

2000-01	Ron Tugnutt	3,129
2001-02	Ron Tugnutt	2,502
2002-03	Marc Denis	4,511
2003-04	Marc Denis	3,796
2005-06	Marc Denis	2,786
2006-07	Fredrik Norrena	2,952
2007-08	Pascal Leclaire	2,986
2008-09	Steve Mason	3,664

## TIES

2000-01	Ron Tugnutt	5
2001-02	Marc Denis	5
2002-03	Marc Denis	8
2003-04	Marc Denis	7
* Stats not kept after 2003-04		

## OTL/SOL

2005-06	Pascal Leclaire	3
2006-07	Fredrik Norrena	3
2007-08	Pascal Leclaire	6
	Fredrik Norrena	6
2008-09	Steve Mason	7

## ASSISTS

2000-01	Ron Tugnutt	1
2001-02	Ron Tugnutt	1
	Marc Denis	1
2002-03	-----	0
2003-04	Marc Denis	2
2005-06	Marc Denis	1
	Pascal Leclaire	1
2006-07	-----	0
2007-08	Pascal Leclaire	2
2008-09	Pascal Leclaire	1

GOALS-AGAINST  
AVERAGE

2000-01	Ron Tugnutt	2.44
2001-02	Ron Tugnutt	2.85
2002-03	Marc Denis	3.09
2003-04	Marc Denis	2.56
2005-06	Pascal Leclaire	3.23
2006-07	Fredrik Norrena	2.78
2007-08	Pascal Leclaire	2.25
2008-09	Steve Mason	2.29

## LOSSES

2000-01	Ron Tugnutt	25
2001-02	Ron Tugnutt	27
2002-03	Marc Denis	41
2003-04	Marc Denis	36
2005-06	Marc Denis	25
2006-07	Fredrik Norrena	23
2007-08	Fredrik Norrena	19
2008-09	Steve Mason	20

## PENALTY MINUTES

2000-01	Ron Tugnutt	2
	Marc Denis	2
2001-02	Marc Denis	2
2002-03	Marc Denis	6
2003-04	Marc Denis	10
2005-06	Marc Denis	2
	Pascal Leclaire	2
2006-07	Fredrik Norrena	6
2007-08	Pascal Leclaire	2
2008-09	Steve Mason	2

## SAVE PERCENTAGE

2000-01	Ron Tugnutt	.917
2001-02	Jean-Francois Labbe	.912
2002-03	Marc Denis	.903
2003-04	Marc Denis	.918
2005-06	Pascal Leclaire	.911
2006-07	Fredrik Norrena	.904
2007-08	Pascal Leclaire	.919
2008-09	Steve Mason	.916

## DECISIONS

2000-01	Ron Tugnutt	52
2001-02	Ron Tugnutt	42
2002-03	Marc Denis	76
2003-04	Marc Denis	64
2005-06	Marc Denis	48
2006-07	Fredrik Norrena	50
2007-08	Pascal Leclaire	47
2008-09	Steve Mason	60

## GAMES PLAYED

1. R.J. Umberger	82	2008-09
Fedor Tyutin	82	2008-09
Jan Hejda	82	2008-09
Nikolai Zherdev	82	2007-08
Rostislav Klesla	82	2007-08
David Vyborny	82	2006-07
Jason Chimera	82	2006-07
Manny Malholtra	82	2006-07
David Vyborny	82	2003-04
Geoff Sanderson	82	2002-03
Luke Richardson	82	2002-03

## POINTS

1. Rick Nash	79	2008-09
2. Ray Whitney	76	2002-03
3. Rick Nash	69	2007-08
4. Andrew Cassels	68	2002-03
5. Geoff Sanderson	67	2002-03
6. David Vyborny	65	2005-06
7. David Vyborny	64	2006-07
8. Nikolai Zherdev	61	2007-08
Ray Whitney	61	2001-02
10. Rick Nash	57	2003-04
Rick Nash	57	2006-07

## GOALS

1. Rick Nash	41	2003-04
2. Rick Nash	40	2008-09
3. Rick Nash	38	2007-08
4. Geoff Sanderson	34	2002-03
5. Rick Nash	31	2005-06
6. Geoff Sanderson	30	2000-01
7. Rick Nash	27	2006-07
Nikolai Zherdev	27	2005-06
9. R.J. Umberger	26	2008-09
Nikolai Zherdev	26	2007-08

## ASSISTS

1. Ray Whitney	52	2002-03
2. David Vyborny	48	2006-07
Andrew Cassels	48	2002-03
4. David Vyborny	43	2005-06
5. Espen Knutsen	42	2000-01
6. Ray Whitney	40	2001-02
7. Rick Nash	39	2008-09
8. Jaroslav Spacek	36	2002-03
9. Kristian Huselius	35	2008-09
Nikolai Zherdev	35	2007-08

## PLUS/MINUS RATING

(min. 50 games)		
1. Jan Hejda	+23	2008-09
2. Jan Hejda	+20	2007-08
3. Ron Hainsey	+13	2005-06
4. Anders Eriksson	+12	2006-07
David Vyborny	+12	2002-03
6. Mike Commodore	+11	2008-09
Rick Nash	+11	2008-09
Jakub Voracek	+11	2008-09
9. Rostislav Klesla	+7	2007-08
Jamie Pushor	+7	2000-01

## PENALTY MINUTES

1. Jody Shelley	249	2002-03
2. Jody Shelley	228	2003-04
3. Jared Boll	226	2007-08
4. Jody Shelley	206	2001-02
5. Jared Boll	180	2008-09
6. Jody Shelley	163	2005-06
7. Derek Dorsett	150	2008-09
8. Alexander Svitov	145	2006-07
9. Tyler Wright	140	2000-01
10. Duvie Westcott	133	2005-06

## POWER PLAY GOALS

1. Rick Nash	19	2003-04
2. Geoff Sanderson	15	2002-03
3. Steve Heinze	14	2000-01
4. Rick Nash	11	2005-06
Bryan Berard	11	2005-06
6. Rick Nash	10	2007-08
Nikolai Zherdev	10	2005-06
8. R.J. Umberger	9	2008-09
Rick Nash	9	2006-07
Andrew Cassels	9	2002-03
Mike Sillinger	9	2002-03
Geoff Sanderson	9	2000-01
Jamie Heward	9	2000-01

## SHORTHANDED GOALS

1. Rick Nash	5	2008-09
2. Rick Nash	4	2007-08
David Vyborny	4	2003-04
4. Mike Sillinger	3	2002-03
5. Sergei Fedorov	2	2006-07
Jason Chimera	2	2006-07
David Vyborny	2	2005-06
Adam Foote	2	2005-06
Geoff Sanderson	2	2002-03
Ray Whitney	2	2002-03
Tyler Wright	2	2002-03
Espen Knutsen	2	2001-02

## GAME-WINNING GOALS

1. Rick Nash	7	2003-04
Geoff Sanderson	7	2000-01
3. Raffi Torres	6	2008-09
Rick Nash	6	2007-08
David Vyborny	6	2005-06
6. Rick Nash	5	2008-09
Rick Nash	5	2006-07
Jason Chimera	5	2005-06
Andrew Cassels	5	2002-03
Mike Sillinger	5	2001-02

## GAME-TYING GOALS

1. Rick Nash	2	2003-04
2. Anders Eriksson	1	2003-04
Andrew Cassels	1	2003-04
Darren Van Impe	1	2002-03
Ray Whitney	1	2002-03
Tyler Wright	1	2001-02
Grant Marshall	1	2001-02
Rostislav Klesla	1	2001-02
Serge Aubin	1	2000-01
Chris Nielsen	1	2000-01
Tyler Wright	1	2000-01

## SHOTS ON GOAL

1. Rick Nash	329	2007-08
2. Geoff Sanderson	286	2002-03
3. Rick Nash	269	2003-04
4. Rick Nash	263	2008-09
5. Nikolai Zherdev	254	2007-08
6. Ray Whitney	235	2002-03
7. R.J. Umberger	234	2008-09
8. Rick Nash	228	2006-07
9. Fredrik Modin	220	2006-07
10. Kristian Huselius	212	2008-09



## SHOOTING PERCENTAGE

(min. 50 goals)		
1. Rick Nash	18.2	2005-06
2. Espen Knutsen	17.7	2000-01
Andrew Cassels	17.7	2002-03
4. Steve Heinze	17.6	2000-01
Tyler Wright	17.6	2002-03
6. David Vyborny	16.0	2002-03
7. Rick Nash	15.2	2008-09
David Vyborny	15.2	2005-06
Rick Nash	15.2	2003-04
10. Geoff Sanderson	15.1	2000-01

## FACE-OFF WINNING PERCENTAGE

(min. 100 attempts)		
1. Manny Malhotra	59.0	2007-08
2. Manny Malhotra	58.0	2008-09
3. Antoine Vermette	57.7	2008-09
4. Kevyn Adams	57.4	2000-01
5. Mike Sillinger	57.0	2001-02
6. Mike Sillinger	56.5	2002-03
7. Manny Malhotra	56.3	2005-06
8. Manny Malhotra	55.1	2006-07
9. Manny Malhotra	53.9	2003-04
10. Espen Knutsen	52.8	2000-01

## POINTS BY DEFENSEMAN

1. Jaroslav Spacek	45	2002-03
2. Fedor Tyutin	34	2008-09
Ron Hainsey	34	2006-07
4. Ron Hainsey	32	2007-08
Bryan Berard	32	2005-06
6. Duvie Westcott	28	2005-06
7. Anders Eriksson	27	2003-04
Jamie Heward	27	2000-01
9. Deron Quint	25	2001-02
10. Mike Commodore	24	2008-09

## GOALS BY DEFENSESMAN

1. Bryan Berard	12	2005-06
2. Jamie Heward	11	2000-01
3. Fedor Tyutin	9	2008-09
Ron Hainsey	9	2006-07
Rostislav Klesla	9	2006-07
Jaroslav Spacek	9	2002-03
7. Ron Hainsey	8	2007-08
Rostislav Klesla	8	2001-02
9. Anders Eriksson	7	2003-04
Deron Quint	7	2001-02
Deron Quint	7	2000-01

## HAT TRICKS

1. Rick Nash	2	2008-09
Tyler Wright	2	2002-03
3. Nikita Filatov	1	2008-09
Rick Nash	1	2007-08
Rick Nash	1	2005-06
Bryan Berard	1	2005-06
David Vyborny	1	2003-04
Geoff Sanderson	1	2002-03
Ray Whitney	1	2002-03
Espen Knutsen	1	2001-02
Geoff Sanderson	1	2000-01
Tyler Wright	1	2000-01
Deron Quint	1	2000-01

## MULTI-POINT GAMES

1. Rick Nash	24	2008-09
David Vyborny	19	2006-07
David Vyborny	19	2005-06
Ray Whitney	19	2002-03
5. Andrew Cassels	18	2002-03
Ray Whitney	18	2001-02
7. Rick Nash	17	2005-06
8. Rick Nash	16	2007-08
9. Geoff Sanderson	15	2002-03
10. Nikolai Zherdev	14	2005-06
Rick Nash	14	2003-04

## MULTI-GOAL GAMES

1. Rick Nash	6	2008-09
Rick Nash	6	2007-08
Rick Nash	6	2003-04
Geoff Sanderson	6	2002-03
5. R.J. Umberger	5	2008-09
Rick Nash	5	2006-07
Rick Nash	5	2005-06
Geoff Sanderson	5	2000-01
9. Sergei Fedorov	4	2006-07
Ray Whitney	4	2002-03

## ICE TIME - ALL PLAYERS

1. Jaroslav Spacek	24:47	2002-03
2. Adam Foote	24:44	2006-07
3. Adam Foote	24:33	2005-06
4. Deron Quint	24:05	2000-01
5. Luke Richardson	23:31	2002-03
6. Fedor Tyutin	23:30	2008-09
7. Jaroslav Spacek	23:26	2003-04
8. Rostislav Klesla	23:12	2007-08
9. Rostislav Klesla	22:54	2006-07
9. Mike Commodore	22:53	2008-09
Ron Hainsey	22:53	2006-07

## ICE TIME - FORWARDS

1. Rick Nash	21:09	2008-09
2. Sergei Fedorov	21:01	2005-06
3. Ray Whitney	21:00	2002-03
4. Mike Sillinger	20:51	2001-02
5. David Vyborny	20:41	2005-06
6. Todd Marchant	20:38	2003-04
7. Rick Nash	20:29	2007-08
8. David Vyborny	20:22	2003-04
9. David Vyborny	20:20	2006-07
10. Espen Knutsen	20:14	2001-02



MANNY MALHOTRA



BRYAN BERARD



RICK NASH



## GOALTENDING LEADERS

## GAMES PLAYED

1. Marc Denis	77	2002-03
2. Marc Denis	66	2003-04
3. Steve Mason	61	2008-09
4. Fredrik Norrena	55	2006-07
5. Pascal Leclaire	54	2007-08
6. Ron Tugnutt	53	2000-01
7. Marc Denis	49	2005-06
8. Ron Tugnutt	44	2001-02
9. Marc Denis	42	2001-02
10. Fredrik Norrena	37	2007-08

## MINUTES PLAYED

1. Marc Denis	4,511	2002-03
2. Marc Denis	3,796	2003-04
3. Steve Mason	3,664	2008-09
4. Ron Tugnutt	3,129	2000-01
5. Pascal Leclaire	2,986	2007-08
6. Fredrik Norrena	2,952	2006-07
7. Marc Denis	2,786	2005-06
8. Ron Tugnutt	2,502	2001-02
8. Marc Denis	2,335	2001-02
10. Fredrik Norrena	1,960	2007-08

GOALS-AGAINST  
AVERAGE

(min. 10 games played)

1. Pascal Leclaire	2.25	2007-08
2. Steve Mason	2.29	2008-09
3. Ron Tugnutt	2.44	2000-01
4. Marc Denis	2.56	2003-04
5. Fredrik Norrena	2.72	2007-08
6. Fredrik Norrena	2.78	2006-07
7. Ron Tugnutt	2.85	2001-02
8. Pascal Leclaire	2.97	2006-07
9. Marc Denis	3.09	2002-03
10. Marc Denis	3.11	2001-02

## SAVE PERCENTAGE

(min. 10 games played)

1. Pascal Leclaire	.919	2007-08
2. Marc Denis	.918	2003-04
3. Ron Tugnutt	.917	2000-01
4. Steve Mason	.916	2008-09
5. Pascal Leclaire	.911	2005-06
6. Fredrik Norrena	.904	2006-07
7. Marc Denis	.903	2002-03
8. Marc Denis	.900	2005-06
Ron Tugnutt	.900	2001-02
10. Marc Denis	.899	2001-02

## WINS

1. Steve Mason	33	2008-09
2. Marc Denis	27	2002-03
3. Pascal Leclaire	24	2007-08
Fredrik Norrena	24	2006-07
5. Ron Tugnutt	22	2000-01
6. Marc Denis	22	2005-06
Marc Denis	21	2003-04
8. Ron Tugnutt	12	2001-02
9. Pascal Leclaire	11	2005-06
10. Fredrik Norrena	10	2007-08

## LOSSES

1. Marc Denis	41	2002-03
2. Marc Denis	36	2003-04
3. Ron Tugnutt	27	2001-02
4. Marc Denis	25	2005-06
Ron Tugnutt	25	2000-01
6. Marc Denis	24	2001-02
7. Fredrik Norrena	23	2006-07
8. Steve Mason	20	2008-09
Marc Denis	20	2000-01
10. Fredrik Norrena	19	2007-08

## TIES

1. Marc Denis	8	2002-03
2. Marc Denis	7	2003-04
3. Ron Tugnutt	5	2000-01
Marc Denis	5	2001-02
5. Marc Denis	4	2000-01
6. Ron Tugnutt	3	2001-02
7. Fred Brathwaite	1	2003-04

## SHUTOUTS

1. Steve Mason	10	2008-09
2. Pascal Leclaire	9	2007-08
3. Marc Denis	5	2003-04
Marc Denis	5	2002-03
5. Ron Tugnutt	4	2000-01
Fredrik Norrena	3	2006-07
7. Fredrik Norrena	2	2007-08
Ron Tugnutt	2	2001-02
9. Pascal Leclaire	1	2006-07
Marc Denis	1	2005-06
Marc Denis	1	2001-02

## ASSISTS

1. Pascal Leclaire	2	2007-08
Marc Denis	2	2003-04
3. Pascal Leclaire	1	2008-09
Marc Denis	1	2005-06
Pascal Leclaire	1	2005-06
Ron Tugnutt	1	2001-02
Marc Denis	1	2001-02
Ron Tugnutt	1	2000-01

## PENALTY MINUTES

1. Marc Denis	10	2003-04
2. Fredrik Norrena	6	2006-07
Marc Denis	6	2002-03
4. Steve Mason	2	2008-09
Pascal Leclaire	2	2007-08
Pascal Leclaire	2	2006-07
Marc Denis	2	2005-06
Pascal Leclaire	2	2005-06
Fred Brathwaite	2	2003-04
Jean-Francois Labbe	2	2002-03
Marc Denis	2	2001-02
Ron Tugnutt	2	2000-01
Marc Denis	2	2000-01

## ALL-TIME LEADERS

## GAMES PLAYED

1. David Vyborny	543
2. Rostislav Klesla	444
3. Rick Nash	441
4. Jody Shelley	380
5. Manny Malhotra	344
6. Tyler Wright	309
7. Jason Chimera	292
8. Nikolai Zherdev	283
9. Marc Denis	266
10. Geoff Sanderson	261

## POINTS

1. Rick Nash	355
2. David Vyborny	317
3. Nikolai Zherdev	181
4. Geoff Sanderson	168
5. Manny Malhotra	145
6. Ray Whitney	140
7. Jason Chimera	119
8. Rostislav Klesla	115
9. Sergei Fedorov	113
10. Espen Knutsen	108
Tyler Wright	108

## GOALS

1. Rick Nash	194
2. David Vyborny	113
3. Geoff Sanderson	88
4. Nikolai Zherdev	76
5. Tyler Wright	57
6. Jason Chimera	54
7. Manny Malhotra	53
8. Ray Whitney	45
9. Sergei Fedorov	39
10. Mike Sillinger	38

## ASSISTS

1. David Vyborny	204
2. Rick Nash	161
3. Nikolai Zherdev	105
4. Ray Whitney	95
5. Manny Malhotra	92
6. Espen Knutsen	81
7. Geoff Sanderson	80
8. Rostislav Klesla	79
9. Sergei Fedorov	74
10. Andrew Cassels	68

## PLUS/MINUS RATING

(min. 65 games)	
1. Jan Hejda	43
2. Mike Commodore	11
Marc Methot	11
Jakub Voracek	11
5. Anders Eriksson	6
6. Alexander Svitov	2
7. Kristian Huselius	1
Fedor Tyutin	1
8. Fredrik Modin	0
9. Bruce Gardiner	-1
10. Aaron Johnson	-2

## PENALTY MINUTES

1. Jody Shelley	1,025
2. Rostislav Klesla	456
3. Rick Nash	436
Tyler Wright	436
5. Jared Boll	406
6. Jason Chimera	325
7. Duvie Westcott	299
8. Ole-Kristian Tollefsen	273
9. Adam Foote	255
10. Jean-Luc Grand-Pierre	239

## POWER PLAY GOALS

1. Rick Nash	61
2. David Vyborny	36
3. Geoff Sanderson	34
4. Nikolai Zherdev	25
5. Mike Sillinger	17

## SHORTHANDED POINTS

1. Rick Nash	13
2. David Vyborny	8
3. Sergei Fedorov	6
Mike Sillinger	6
5. Six players tied with	4

## SHORTHANDED GOALS

1. Rick Nash	10
2. David Vyborny	7
3. Jason Chimera	4
4. Sergei Fedorov	3
Adam Foote	3
Mike Sillinger	3
Tyler Wright	3

## SHORTHANDED ASSISTS

1. Andrew Cassels	3
Sergei Fedorov	3
Jan Hejda	3
Rostislav Klesla	3
Trevor Letowski	3
Rick Nash	3
Luke Richardson	3
Mike Sillinger	3

## GAME-WINNING GOALS

1. Rick Nash	29
2. David Vyborny	17
3. Geoff Sanderson	12
4. Jason Chimera	11
5. Manny Malhotra	10

## GAME-TYING GOALS

1. Rick Nash	2
Tyler Wright	2
3. Andrew Cassels	1
Rostislav Klesla	1
Anders Eriksson	1
Ray Whitney	1
Darren Van Impe	1
Grant Marshall	1
Serge Aubin	1
Chris Nielsen	1

## SHOTS ON GOAL

1. Rick Nash	1,413
2. David Vyborny	920
3. Geoff Sanderson	795
4. Nikolai Zherdev	749
5. Rostislav Klesla	648

## FACE-OFF WINNING PERCENTAGE

(min. 400 attempts)	
1. Kevyn Adams	57.4
2. Mike Sillinger	56.8
3. Manny Malhotra	56.7
4. Sergei Fedorov	52.7
5. Jan Hrdina	51.9

## HAT TRICKS

1. Rick Nash	4
2. Tyler Wright	3
3. Geoff Sanderson	2
4. Nikita Filatov	2
Bryan Berard	1
Espen Knutsen	1
David Vyborny	1
Ray Whitney	1
Deron Quint	1

## CONSECUTIVE GAMES

1. Jason Chimera	243
10/9/05 – 4/5/08	
2. David Vyborny	194
10/17/02 – 12/20/05	
3. Jan Hejda	156
10/25/07 – current	
4. David Vyborny	155
12/26/05 – 12/1/07	
5. Manny Malhotra	140
1/24/06 – 11/29/07	

## MULTI-POINT GAMES

1. Rick Nash	90
2. David Vyborny	70
3. Nikolai Zherdev	41
4. Ray Whitney	38
5. Geoff Sanderson	33

## MULTI-GOAL GAMES

1. Rick Nash	29
2. Geoff Sanderson	12
3. David Vyborny	11
4. Nikolai Zherdev	8
5. Manny Malhotra	5
R.J. Umberger	5
Jakub Voracek	5
Ray Whitney	5

## MULTI-ASSIST GAMES

1. David Vyborny	34
2. Rick Nash	23
3. Ray Whitney	22
4. Nikolai Zherdev	16
5. Mike Sillinger	12

## POINTS PER GAME

1. Ray Whitney	0.93
2. Rick Nash	0.80
3. Kristian Huselius	0.76
Antoine Vermette	0.76
5. Jason Williams	0.74

## GOALS PER GAME

1. Nikita Filatov	0.50
2. Rick Nash	0.44
3. Antoine Vermette	0.41
4. Steve Heinze	0.34
Geoff Sanderson	0.34

## ASSISTS PER GAME

1. Ray Whitney	0.63
2. Andrew Cassels	0.50
3. Brett Harkins	0.48
4. Kristian Huselius	0.47
5. Jason Williams	0.44

## EVEN-STRENGTH POINTS

1. Rick Nash	215
2. David Vyborny	183
3. Manny Malhotra	122
4. Nikolai Zherdev	112
5. Geoff Sanderson	104

## EVEN-STRENGTH GOALS

1. Rick Nash	123
2. David Vyborny	70
3. Geoff Sanderson	52
4. Nikolai Zherdev	51
5. Manny Malhotra	46

## EVEN-STRENGTH ASSISTS

1. David Vyborny	113
2. Rick Nash	92
3. Manny Malhotra	76
4. Nikolai Zherdev	61
5. Jason Chimera	58

## GAMES PLAYED - DEFENSEMAN

1.	Rostislav Klesla	444
2.	Ron Hainsey	213
3.	Jean-Luc Grand-Pierre	202
4.	Duvie Westcott	201
5.	Luke Richardson	190

## POINTS DEFENSEMAN

1.	Rostislav Klesla	115
2.	Ron Hainsey	83
3.	Jaroslav Spacek	72
4.	Duvie Westcott	56
5.	Anders Eriksson	50

## GOALS DEFENSEMAN

1.	Rostislav Klesla	36
2.	Ron Hainsey	19
3.	Jaroslav Spacek	16
4.	Deron Quint	14
5.	Bryan Berard	12
	Jamie Heward	12

## ASSISTS - DEFENSEMAN

1.	Rostislav Klesla	79
2.	Ron Hainsey	64
3.	Jaroslav Spacek	56
4.	Duvie Westcott	45
5.	Anders Eriksson	43

## PENALTY MINUTES - DEFENSEMAN

1.	Rostislav Klesla	456
2.	Duvie Westcott	299
3.	Ole-Kristian Tollefsen	273
4.	Adam Foote	255
5.	Jean-Luc Grand-Pierre	239

## GOALTENDING LEADERS

### GAMES PLAYED

1.	Marc Denis	266
2.	Pascal Leclaire	125
3.	Fredrik Norrena	100
4.	Ron Tugnutt	97
5.	Steve Mason	61

### MINUTES PLAYED

1.	Marc Denis	15,259
2.	Pascal Leclaire	6,898
3.	Ron Tugnutt	5,631
4.	Fredrik Norrena	5,235
5.	Steve Mason	3,664

### GOALS-AGAINST AVERAGE (min. 10 games played)

1.	Steve Mason	2.29
2.	Ron Tugnutt	2.62
3.	Fredrik Norrena	2.79
4.	Pascal Leclaire	2.82
5.	Marc Denis	3.01

### SAVE PERCENTAGE

1.	Steve Mason	.916
2.	Ron Tugnutt	.910
3.	Pascal Leclaire	.907
4.	Marc Denis	.905
5.	Fredrik Norrena	.899

### WINS

1.	Marc Denis	84
2.	Pascal Leclaire	45
3.	Fredrik Norrena	35
4.	Ron Tugnutt	34
5.	Steve Mason	33

### LOSSES

1.	Marc Denis	146
2.	Pascal Leclaire	55
3.	Ron Tugnutt	52
4.	Fredrik Norrena	45
5.	Steve Mason	20

### TIES

1.	Marc Denis	24
2.	Ron Tugnutt	8
3.	Fred Brathwaite	1

### OTL/SOL

1.	Pascal Leclaire	12 (4/8)
2.	Marc Denis	11 (10/1)
	Fredrik Norrena	11 (3/8)
4.	Steve Mason	7 (2/5)
	Ron Tugnutt	7 (7/0)

### SHUTOUTS

1.	Marc Denis	12
2.	Pascal Leclaire	10
	Steve Mason	10
4.	Ron Tugnutt	6
5.	Fredrik Norrena	5

### ASSISTS

1.	Marc Denis	4
	Pascal Leclaire	4
3.	Ron Tugnutt	2
4.	Fredrik Norrena	1

### PENALTY MINUTES

1.	Marc Denis	22
2.	Fredrik Norrena	6
	Pascal Leclaire	6
4.	Fred Brathwaite	2
	Jean-Francois Labbe	2
	Steve Mason	2
	Ron Tugnutt	2

### SAVES

1.	Marc Denis	7,251
2.	Pascal Leclaire	3,161
3.	Ron Tugnutt	2,477
4.	Fredrik Norrena	2,166
5.	Steve Mason	1,518

### SHOTS AGAINST

1.	Marc Denis	8,016
2.	Pascal Leclaire	3,485
3.	Ron Tugnutt	2,723
4.	Fredrik Norrena	2,409
5.	Steve Mason	1,658



ROSTISLAV KLESLA



MARC DENIS



DAVID VYBORNÝ



## TOP 50 SCORING LEADERS

Rank	Pos.	Player	GP	G	A	PTS	+/-	PIM	PP	SH	GW	GT	S	S%
1.	LW	Nash, Rick	441	194	161	355	-52	436	61	10	29	2	1413	13.7
2.	RW	Vyborny, David	543	113	204	317	-48	228	36	7	17	0	920	12.3
3.	RW	Zherdev, Nikolai	283	76	105	181	-52	164	25	0	6	0	749	10.1
4.	LW	Sanderson, Geoff	261	88	80	168	-25	126	34	2	12	0	795	11.1
5.	C	Malhotra, Manny	344	53	92	145	-6	203	6	1	10	0	542	9.8
6.	LW	Whitney, Ray	151	45	95	140	-49	36	14	2	5	1	448	10.0
7.	LW	Chimera, Jason	292	54	65	119	-5	325	5	4	11	0	591	9.1
8.	D	Klesla, Rostislav	444	36	79	115	-53	456	8	0	3	1	678	5.3
9.	C	Fedorov, Sergei	185	39	74	113	-11	150	15	3	5	0	399	9.8
10.	C	Knutsen, Espen	188	27	81	108	-51	99	10	2	2	0	203	13.3
	C	Wright, Tyler	309	57	51	108	-96	436	13	3	9	2	504	11.3
12.	C	Cassels, Andrew	137	26	68	94	-28	56	11	1	5	1	204	12.7
13.	C	Sillinger, Mike	155	38	48	86	-56	106	17	3	8	0	278	13.7
14.	D	Hainsey, Ron	213	19	64	83	-13	137	16	0	0	0	378	5.0
15.	LW	Modin, Fredrik	152	37	42	79	0	98	10	0	5	0	374	9.9
16.	D	Spacek, Jaroslav	153	16	56	72	-45	139	8	2	4	0	303	5.3
17.	RW	Fritsche, Dan	206	29	34	63	-14	91	6	2	8	0	302	9.6
18.	RW	Marshall, Grant	147	23	38	61	-28	157	9	0	6	1	248	9.3
19.	RW	Letowski, Trevor	154	25	35	60	-14	52	5	1	2	0	261	9.6
20.	LW	Huselius, Kristian	74	21	35	56	1	44	5	0	2	0	212	9.9
	C	Peca, Michael	136	12	44	56	-7	122	3	0	5	0	160	7.5
22.	D	Westcott, Duvie	201	11	45	56	-42	299	4	1	1	0	247	4.5
23.	D	Eriksson, Anders	145	7	43	50	6	64	2	0	1	1	162	4.3
24.	D	Foote, Adam	187	10	39	49	-30	255	4	3	1	0	202	5.0
25.	D	Quint, Deron	132	14	34	48	-53	42	6	0	1	0	317	4.4
26.	C	Umberger, R.J.	82	26	20	46	-10	53	9	0	2	0	234	11.1
	C	Aubin, Serge	152	21	25	46	-40	139	1	0	3	1	196	10.7
28.	C	Marchant, Todd	95	12	31	43	-18	54	4	0	2	0	205	5.9
29.	RW	Heinze, Steve	65	22	20	42	-19	38	14	0	3	0	125	17.6
30.	RW	Voracek, Jakub	80	9	29	38	11	44	0	0	1	0	101	8.9
31.	D	Berard, Bryan	55	12	23	35	-33	40	11	0	2	0	148	8.1
32.	D	Tyutin, Fedor	82	9	25	34	1	81	5	1	0	0	167	5.4
	RW	Kron, Robert	118	12	22	34	-10	14	1	1	1	0	226	5.3
	D	Hejda, Jan	163	3	31	34	43	99	0	0	1	0	137	2.2
35.	C	Hrdina, Jan	75	10	23	33	-8	78	4	1	0	0	78	12.8
	D	Odelein, Lyle	146	5	28	33	-44	207	1	0	0	0	180	2.8
37.	C	Brule, Gilbert	146	12	20	32	-27	52	3	0	1	0	183	6.6
38.	LW	Pirjeta, Lasse	108	13	18	31	-10	32	2	0	2	0	158	8.2
	D	Russell, Kris	133	4	27	31	-22	42	2	0	2	0	176	2.3
40.	D	Heward, Jamie	97	12	18	30	-6	40	9	0	1	0	146	8.2
41.	C	Novotny, Jiri	107	12	17	29	-6	38	1	1	0	0	147	8.2
	LW	Shelley, Jody	380	11	18	29	-26	1025	1	0	1	0	217	5.1
	D	Walser, Derrick	91	8	21	29	-18	56	6	0	2	0	133	6.0
	C	Williams, Jason	39	12	17	29	5	16	3	0	2	0	74	16.2
45.	RW	Dineen, Kevin	129	13	15	28	-4	200	0	0	3	0	154	8.4
46.	C	Brassard, Derick	48	11	16	27	8	23	3	0	1	0	72	15.3
	RW	Carter, Anson	54	10	17	27	-1	16	3	0	1	0	62	16.1
48.	D	Johnson, Aaron	116	7	19	26	-2	93	1	0	2	0	113	6.2
	D	Richardson, Luke	190	2	24	26	-45	151	0	0	1	0	114	1.8
	C	Svitov, Alexander	105	9	17	26	-18	161	1	0	2	0	119	7.6

## TOP GOALTENDING LEADERS

Rank	Goaltender	GP	MIN	GAA	W	L	OT	EN	SO	GA	SV	SV%
1.	Mason, Steve	61	3,664	2.29	33	20	7	7	10	140	1,518	.916
2.	Tugnutt, Ron	97	5,631	2.62	34	52	15	9	6	246	2,477	.910
3.	Leclaire, Pascal	125	6,898	2.82	45	55	12	4	10	324	3,161	.907
4.	Denis, Marc	266	15,259	3.01	84	146	35	25	12	765	7,251	.905
5.	Norrena, Fredrik	100	5,235	2.79	35	45	11	4	5	243	2,166	.899



## STREAKS

### LONGEST UNBEATEN (POINT EARNED)

Overall	8 -	(4-0-2-2), 1/15-2/6/01
Home	6 -	(6-0-0), 12/26/07-1/15/08 (4-0-2-0), 1/20-2/12/03 (4-0-1-1), 11/13-11/27/01 (4-0-1-1), 1/15-2/10/01
Road	7 -	(4-0-3), 3/7-4/8/09

### LONGEST WINNING

Overall	6 -	3/24/06-4/3/06
Home	6 -	12/26/07-1/15/08
Road	4 -	12/2-12/12/06

### LONGEST WINLESS

Overall	9 -	(0-6-1-2), 12/4-12/23/03
Home	8 -	(0-6-1-1), 12/4-12/31/03 (0-6-2-0), 10/4-11/9/01
Road	14 -	(0-11-1-2), 10/9-12/23/03

### LONGEST LOSING

Overall	8 -	3/3-3/18/03 11/17-12/3/00
Home	6 -	10/12-11/19/00
Road	11 -	3/25/01-10/29/02

### LONGEST SHUTOUT STREAK

Overall	199:19 -	12/23/08-1/2/09
Home	171:20 -	11/16-11/22/03
Road	166:06 -	12/1-12/9/06

### LONGEST SCORELESS STREAK

Overall	219:46 -	12/1-12/10/01
Home	104:24 -	11/14-11/19/00
Road	207:07 -	3/26-4/5/01

### MOST CONSECUTIVE OVERTIME GAMES

Overall	3 -	4x, most recent - 4/4-4/8/09 (1W, 1OTL, 1SOL)
Home	2 -	10x, most recent - 2/25-3/7/07 (1W, 1SOL)
Road	4 -	3/24-4/8/09 (1W, 1OTL, 2SOL)

### MOST CONSECUTIVE GAMES WITHOUT BEING SHUTOUT

Overall	38 -	12/27/00-3/26/01
Home	45 -	3/20/07-3/26/08
Road	31 -	4/3/04-2/11/06

### MOST CONSECUTIVE GAMES SCORING A POWER PLAY GOAL

Overall	8 -	10/10-10/27/02 (10 goals)
Home	14 -	11/22/06-1/27/07 (22 goals)
Road	5 -	2x, most recent - 1/8-2/1/06 (7 goals)

### MOST CONSECUTIVE GAMES ALLOWING A POWER PLAY GOAL

Overall	9 -	2x, most recent - 2/20-3/9/07 (14 goals allowed)
Home	8 -	2/22/07-4/1/07 (12 goals allowed)
Road	9 -	2x, most recent - 1/18/07-3/3/07 (17 goals allowed)

### MOST CONSECUTIVE GAMES SCORING A SHORTHANDED GOAL

Overall	3 -	11/7-11/12/02 (3 goals)
Home	2 -	12/23-12/26/05 (2 goals)
Road	3 -	12/26/02-1/3/03 (3 goals)

### MOST CONSECUTIVE GAMES ALLOWING A SHORTHANDED GOAL

Overall	3 -	3/30-4/3/07 (3 goals)
Home	2 -	3x, most recent - 3/6-3/8/04 (2 goals)
Road	2 -	4x, most recent - 10/23-31/07 (2 goals)

## SINGLE GAME RECORDS

### LARGEST DEFICIT OVERCOME IN A WIN

3 -	2x, most recent - 1/5/07 at Anaheim (4-3)
-----	---

### LARGEST DEFICIT OVERCOME IN A TIE

3 -	2x, most recent - 3/1/03 vs. Edmonton (3-3)
-----	---

### LARGEST DEFICIT OVERCOME IN AN OT/SO LOSS

3 -	2x, most recent - 11/3/08 at NY Islanders (4-3 SOL)
-----	--

### LARGEST LEAD LOST IN A LOSS

3 -	10/7/00 vs. Chicago (3-5)
-----	---------------------------

### LARGEST LEAD LOST IN AN OT/SO LOSS

2 -	7x, most recent - 3/30/08 at Chicago (4-5 SOL)
-----	---

## GOALS

### MOST GOALS SCORED

Overall	8 -	3/7/09 at Detroit (8-2 W)
Home	7 -	2/8/06 vs. Los Angeles (7-4 W)
Road	8 -	3/7/09 at Detroit (8-2 W)

### MOST GOALS AGAINST

Overall	10 -	3/30/02 at San Jose (2-10 L)
Home	8 -	11/13/05 vs. Los Angeles (2-8 L) 2/4/02 vs. Boston (0-8 L)
Road	10 -	3/30/02 at San Jose (2-10 L)

### MOST GOALS BOTH TEAMS

Overall	13 -	1/13/03 at Edmonton (5-8 L) 3/9/01 at Florida (7-6 W)
Home	11 -	12/28/06 vs. Detroit (4-7 L) 2/8/06 vs. Los Angeles (7-4 W) 1/24/06 vs. Vancouver (6-5 W)
Road	13 -	1/13/03 at Edmonton (5-8 L) 3/9/01 at Florida (7-6 W)

### LARGEST MARGIN OF VICTORY

Overall	6 -	3/7/09 at Detroit (8-2 W)
Home	5 -	1/11/06 vs. Pittsburgh (6-1 W) 10/11/03 vs. NY Rangers (5-0 W) 3/15/03 vs. Minnesota (5-0 W) 2/26/09 vs. Calgary (5-2 W)
Road	6 -	3/7/09 at Detroit (8-2 W)

### LARGEST MARGIN OF DEFEAT

Overall	8 -	3/30/02 at San Jose (2-10 L) 2/4/02 vs. Boston (0-8 L)
Home	8 -	2/4/02 vs. Boston (0-8 L)
Road	8 -	3/30/02 at San Jose (2-10 L)

### MOST CONSECUTIVE GOALS

Overall	5 -	3/26/09 vs. Calgary (5-0 W) 10/7/06 at Chicago (5-4 W) 2/8/06 vs. Los Angeles (7-4 W) 10/11/03 vs. NY Rangers (5-0 W) 3/15/03 vs. Minnesota (5-0 W) 1/11/03 at Calgary (7-2 W) 12/31/02 vs. Pittsburgh (5-2 W)
Home	5 -	10/11/03 vs. NY Rangers (5-0 W) 3/15/03 vs. Minnesota (5-0 W) 12/31/02 vs. Pittsburgh (5-2 W)
Road	5 -	10/7/06 at Chicago (5-4 W) 1/11/03 at Calgary (7-2 W)

**MOST CONSECUTIVE GOALS AGAINST**

Overall	8 -	2/4/02 vs. Boston (0-8 L)
Home	8 -	2/4/02 vs. Boston (0-8 L)
Road	7 -	10/17/02 at St. Louis (1-7 L) 3/30/02 at San Jose (2-10 L)

**ASSISTS****MOST ASSISTS**

Overall	13 -	12/23/00 at NY Islanders (7-5 W)
Home	12 -	2/8/06 vs. Los Angeles (7-4 W)
Road	13 -	12/23/00 at NY Islanders (7-5 W)

**MOST ASSISTS AGAINST**

Overall	16 -	3/30/02 at San Jose (2-10 L)
Home	15 -	2/4/02 vs. Boston (0-8 L)
Road	16 -	3/30/02 at San Jose (2-10 L)

**MOST ASSISTS, BOTH TEAMS**

Overall	22 -	1/13/03 at Edmonton (5-8 L), CBJ-10, EDM-12
Home	21 -	1/24/06 vs. Vancouver (6-5 W), CBJ-12, VAN-9
Road	22 -	1/13/03 at Edmonton (5-8 L), CBJ-10, EDM-12

**POINTS****MOST POINTS**

Overall	20 -	12/23/00 at NY Islanders (7-5 W)
Home	18 -	1/24/06 vs. Vancouver (6-5 W)
Road	20 -	12/23/00 at NY Islanders (7-5 W)

**MOST POINTS AGAINST**

Overall	26 -	3/30/02 at San Jose (2-10 L)
Home	23 -	11/13/06 vs. Los Angeles (2-8 L) 2/4/02 vs. Boston (0-8 L)
Road	26 -	3/30/02 at San Jose (2-10 L)

**MOST POINTS, BOTH TEAMS**

Overall	35 -	1/13/03 at Edmonton (5-8 L), CBJ-15, EDM-20
Home	32 -	1/24/06 vs. Vancouver (6-5 W), CBJ-18, VAN-14
Road	35 -	1/13/03 at Edmonton (5-8 L), CBJ-15, EDM-20

**PENALTIES****MOST PENALTY MINUTES**

Overall	70 -	2/21/03 at San Jose (0-6 L), 16 pen.
Home	68 -	1/11/06 vs. Pittsburgh (6-1 W), 21 pen.
Road	70 -	2/21/03 at San Jose (0-6 L), 16 pen.

**MOST PENALTY MINUTES AGAINST**

Overall	86 -	11/9/03 vs. NY Rangers (6-3 W), 17 pen.
Home	86 -	11/9/03 vs. NY Rangers (6-3 W), 17 pen.
Road	48 -	4/14/02 at Chicago (0-2 L), 8 pen.

**MOST PENALTY MINUTES, BOTH TEAMS**

Overall	152 -	1/11/06 vs. Pittsburgh (6-1 W), CBJ-68, PIT-84 11/9/03 vs. NY Rangers (6-3 W), CBJ-66, NYR-86
Home	152 -	1/11/06 vs. Pittsburgh (6-1 W), CBJ-68, PIT-84 11/9/03 vs. NY Rangers (6-3 W), CBJ-66, NYR-86
Road	108 -	2/21/03 at San Jose (0-6 L), CBJ-70, SJ-38

**MOST PENALTIES**

Overall	21 -	1/11/06 vs. Pittsburgh (6-1 W), 68 PIM
Home	21 -	1/11/06 vs. Pittsburgh (6-1 W), 68 PIM
Road	16 -	2/21/03 at San Jose (0-6 L), 70 PIM

**MOST PENALTIES AGAINST**

Overall	21 -	1/11/06 vs. Pittsburgh (6-1 W), 84 PIM
Home	21 -	1/11/06 vs. Pittsburgh (6-1 W), 84 PIM
Road	15 -	10/21/06 at Pittsburgh (3-5 L), 41 PIM 2/23/03 at Vancouver (2-7 L), 47 PIM

**MOST PENALTIES, BOTH TEAMS**

Overall	42 -	1/11/06 vs. Pittsburgh (6-1 W), CBJ-21, PIT-21
Home	42 -	1/11/06 vs. Pittsburgh (6-1 W), CBJ-21, PIT-21
Road	33 -	2/6/06 at Vancouver (4-7 L), CBJ-19, VAN-14

**FEWEST PENALTY MINUTES**

Overall	2 -	3/24/09 at Tampa Bay (1-2 OTL), 1 pen. 1/16/09 vs. New Jersey (1-2 L), 1 pen. 1/5/08 at San Jose (2-3 L), 1 pen. 3/31/04 vs. Detroit (2-3 L), 1 pen. 1/2/04 at Tampa Bay (2-0), 1 pen. 12/14/02 at Detroit (4-6 L), 1 pen. 2/4/02 vs. Boston (0-8 L), 1 pen. 11/29/01 vs. St. Louis (1-3 L), 1 pen. 10/12/01 vs. Montreal (1-3 L), 1 pen.
Home	2 -	1/16/09 vs. New Jersey (1-2 L), 1 pen. 3/31/04 vs. Detroit (2-3 L), 1 pen. 2/4/02 vs. Boston (0-8 L), 1 pen. 11/29/01 vs. St. Louis (1-3 L), 1 pen. 10/12/01 vs. Montreal (1-3 L), 1 pen.
Road	2 -	3/24/09 at Tampa Bay (1-2 OTL), 1 pen. 1/5/08 at San Jose (2-3 L), 1 pen. 1/2/04 at Tampa Bay (2-0), 1 pen. 12/14/02 at Detroit (4-6 L), 1 pen.

**FEWEST PENALTY MINUTES AGAINST**

Overall	2 -	4/10/09 at St. Louis (1-3 L), 1 pen. 3/21/09 at Florida (3-1 W), 1 pen. 12/14/08 at Chicago (1-3 L), 1 pen. 11/15/08 at Minnesota (2-3 SOL), 1 pen. 1/2/04 at Tampa Bay (2-0 W), 1 pen. 12/6/01 at Tampa Bay (0-1 L), 1 pen. 11/1/00 at Dallas (0-4 L), 1 pen.
Home	2 -	1/12/08 vs. Nashville (1-2 SOL), 1 pen.
Road	2 -	4/10/09 at St. Louis (1-3 L), 1 pen. 3/21/09 at Florida (3-1 W), 1 pen. 12/14/08 at Chicago (1-3 L), 1 pen. 11/15/08 at Minnesota (2-3 SOL), 1 pen. 1/2/04 at Tampa Bay (2-0 W), 1 pen. 12/6/01 at Tampa Bay (0-1 L), 1 pen. 11/1/00 at Dallas (0-4 L), 1 pen.

**FEWEST PENALTY MINUTES, BOTH TEAMS**

Overall	4 -	1/2/04 at Tampa Bay (2-0 W), CBJ-2, TB-2
Home	8 -	1/12/08 vs. Nashville (1-2 SOL), CBJ-6, NSH-2 2/4/02 vs. Boston (0-8 L), CBJ-2, BOS-6
Road	4 -	1/2/04 at Tampa Bay (2-0 W), CBJ-2, TB-2

**SHOTS****MOST SHOTS**

Overall	53 -	10/28/05 vs. Minnesota (2-1 SOW) 49 shots in regulation
Home	53 -	10/28/05 vs. Minnesota (2-1 SOW) 49 shots in regulation
Road	42 -	1/3/04 at Florida (0-1 L) 1/14/02 at NY Rangers (2-2 T)

**MOST SHOTS AGAINST**

Overall	52 -	1/14/06 at Florida (5-4 OTW)
Home	50 -	2/14/04 vs. San Jose (1-2 OTL)
Road	52 -	1/14/06 at Florida (5-4 OTW)

**MOST SHOTS, BOTH TEAMS**

Overall	86 -	11/12/02 at Colorado (4-5 L), CBJ-35, COL-51
Home	83 -	10/22/00 vs. Detroit (1-2 OTL), CBJ-47, DET-36
Road	86 -	11/12/02 at Colorado (4-5 L), CBJ-35, COL-51

**FEWEST SHOTS**

Overall	10 -	4/1/03 at Philadelphia (0-4 L)
Home	12 -	3/22/08 vs. Detroit (1-4 L)
Road	10 -	4/1/03 at Philadelphia (0-4 L)

## FEWEST SHOTS AGAINST

Overall	13 -	2/21/09 vs. Anaheim (2-5 L)
Home	13 -	2/21/09 vs. Anaheim (2-5 L)
Road	14 -	1/19/08 at Dallas (1-3 L)

## FEWEST SHOTS, BOTH TEAMS

Overall	32 -	12/12/07 vs. Colorado (4-1 W), CBJ-16, COL-16
Home	32 -	12/12/07 vs. Colorado (4-1 W), CBJ-16, COL-16
Road	37 -	10/27/01 at San Jose (0-2 L), CBJ-16, SJ-21

## POWER PLAY

### MOST POWER PLAY GOALS

Overall	5 -	12/10/06 vs. Ottawa (6-2 W), 11 att.
Home	5 -	12/10/06 vs. Ottawa (6-2 W), 11 att.
Road	3 -	10/7/06 at Chicago, 8 att. 1/8/06 at Phoenix (5-2 W), 4 att. 12/23/00 at NY Islanders (7-5 W), 5 att.

### MOST POWER PLAY ATTEMPTS

Overall	13 -	1/24/04 vs. Chicago (4-3 W), 2 PPG 12/19/03 vs. Calgary (1-2 L), 0 PPG
Home	13 -	1/24/04 vs. Chicago (4-3 W), 2 PPG 12/19/03 vs. Calgary (1-2 L), 0 PPG
Road	11 -	10/21/06 at Pittsburgh (3-5 L), 2 PPG

### MOST POWER PLAY GOALS AGAINST

Overall	5 -	1/6/07 at San Jose (2-5 L), 10 att. 2/6/06 at Vancouver (4-7 L), 11 att. 11/13/03 at Ottawa (3-6 L), 12 att.
Home	4 -	10/23/01 vs. Los Angeles (1-7 L), 4 att.
Road	5 -	1/6/07 at San Jose (2-5 L), 10 att. 2/6/06 at Vancouver (4-7 L), 11 att. 11/13/03 at Ottawa (3-6 L), 9 att.

### MOST POWER PLAY ATTEMPTS AGAINST

Overall	12 -	10/26/05 vs. Nashville (3-2 OTW), 2 PPG 11/13/03 at Ottawa (3-6 L), 5 PPG
Home	12 -	10/26/05 vs. Nashville (3-2 OTW), 2 PPG
Road	12 -	11/13/03 at Ottawa (3-6 L), 5 PPG

### HIGHEST POWER PLAY EFFICIENCY (MULTIPLE ATTEMPTS)

Overall	2-of-2	3/14/04 at Minnesota (2-3 L) 10/6/01 at Philadelphia (3-3 T)
Home	3-of-4	1/25/03 vs. NY Islanders (4-1 W) 4/12/02 vs. Atlanta (5-4 W)
Road	2-of-2	3/14/04 at Minnesota (2-3 L) 10/6/01 at Philadelphia (3-3 T)

### LOWEST POWER PLAY EFFICIENCY

Overall	0-of-13	12/19/03 vs. Calgary (1-2 L)
Home	0-of-13	12/19/03 vs. Calgary (1-2 L)
Road	0-of-9	12/23/06 at NY Islanders (0-4 L) 10/5/05 at Washington (2-3 L)

### HIGHEST PENALTY KILLING EFFICIENCY

Overall	9-of-9	11/23/07 at Minnesota (4-0 W) 10/9/06 vs. Phoenix (5-1 W) 10/12/02 at New Jersey (2-3 L)
Home	9-of-9	10/9/06 vs. Phoenix (5-1 W)
Road	9-of-9	11/23/07 at Minnesota (4-0 W) 10/12/02 at New Jersey (2-3 L)

### LOWEST PENALTY KILLING EFFICIENCY

Overall	0-of-4	10/23/01 vs. Los Angeles (1-7 L)
Home	0-of-4	10/23/01 vs. Los Angeles (1-7 L)
Road	0-of-3	3/30/02 at San Jose (2-10 L)

### MOST SHORTHANDED GOALS SCORED

Overall	2 -	2/24/07 at NY Rangers (3-2 W)
Home	1 -	24x, most recent - 1/27/09 vs. Detroit (3-2 W)
Road	2 -	2/24/07 at NY Rangers (3-2 W)

### MOST SHORTHANDED GOALS AGAINST

Overall	2 -	5x, most recent - 10/14/08 at San Jose (2-5 L)
Home	2 -	3x, most recent - 1/20/06 vs. St. Louis (4-3 W)
Road	2 -	2x, most recent - 10/14/08 at San Jose (2-5 L)

## SINGLE PERIOD RECORDS GOALS

### MOST GOALS SCORED

Overall	5 -	3/15/03 vs. Minnesota in 1st per. (5-0 W)
Home	5 -	3/15/03 vs. Minnesota in 1st per. (5-0 W)
Road	4 -	8x, most recent - 3/7/09 in 3rd per. (3-7 L)

### MOST GOALS AGAINST

Overall	6 -	12/17/05 at Nashville in 2nd per. (3-7 L)
Home	5 -	12/16/06 vs. Chicago in 1st per. (4-6 L) 10/23/01 vs. Los Angeles in 1st per. (1-7 L)
Road	6 -	12/17/05 at Nashville in 2nd per. (3-7 L)

### MOST GOALS, BOTH TEAMS

Overall	7 -	12/17/05 at Nashville in 2nd per. (3-7 L); CBJ-1, NSH-6 1/13/03 at Edmonton in 2nd per. (5-8 L); CBJ-3, EDM-4 12/14/02 at Detroit in 1st per. (4-6 L); CBJ-3, DET-4
Home	6 -	12/28/06 vs. Detroit in 3rd per. (4-7 L); CBJ-2, DET-4 12/16/06 vs. Chicago in 1st per. (4-6 L); CBJ-3, CHI-3 12/23/05 vs. Nashville in 1st per. (4-5 L); CBJ-2, NSH-4 11/29/03 vs. Washington in 2nd per. (3-5 L); CBJ-2, WSH-4 11/9/02 vs. NY Rangers in 2nd per. (6-3 W); CBJ-3, NYR-3 4/10/02 vs. San Jose in 2nd per. (3-5 L); CBJ-2, SJ-4
Road	7 -	12/17/05 at Nashville in 2nd per. (3-7 L); CBJ-1, NSH-6 1/13/03 at Edmonton in 2nd per. (5-8 L); CBJ-3, EDM-4 12/14/02 at Detroit in 1st per. (4-6 L); CBJ-3, DET-4

## FASTEST GOALS

### FASTEST GOAL START OF GAME

Overall	:10	Rick Nash - 1/11/06 vs. Pittsburgh (6-1 W)
Home	:10	Rick Nash - 1/11/06 vs. Pittsburgh (6-1 W)
Road	:17	Espen Knutsen - 2/25/01 at Anaheim (5-2 W)

### FASTEST GOAL AGAINST START OF GAME

Overall	:08	2x, most recent - Antti Laaksonen 2/10/06 vs. Colorado (1-4 L)
Home	:08	2x, most recent - Antti Laaksonen 2/10/06 vs. Colorado (1-4 L)
Road	:22	Mike Leclerc - 3/24/03 at Anaheim (0-5 L)

### FASTEST GOAL START OF PERIOD

Overall	:10	Rick Nash - 1/11/06 vs. Pittsburgh in 1st per. (6-1 W)
Home	:10	Rick Nash - 1/11/06 vs. Pittsburgh in 1st per. (6-1 W)
Road	:15	Rick Nash - 3/7/09 at Detroit in 3rd per. (8-2 W)

### FASTEST GOAL AGAINST START OF PERIOD

Overall	:08	2x, most recent - Antti Laaksonen 2/10/06 vs. Colorado in 1st per. (1-4 L)
Home	:08	2x, most recent - Antti Laaksonen 2/10/06 vs. Colorado in 1st per. (1-4 L)
Road	:11	J.P. Dumont - 11/18/06 at Nashville in 2nd per. (2-4 L) Peter Schaefer - 1/6/01 at Vancouver in 3rd per. (3-4 L)



# TEAM RECORDS

## FASTEST GOAL START OF OVERTIME

Overall :28 Jaroslav Spacek - 2/13/03 at Montreal (2-1 W)  
 Home :29 Jaroslav Spacek - 4/12/02 vs. Atlanta (5-4 W)  
 Road :28 Jaroslav Spacek - 2/13/03 at Montreal (2-1 W)

## FASTEST GOAL AGAINST START OF OVERTIME

Overall :25 Sergei Fedorov - 3/21/02 vs. Detroit (2-3 OTL)  
 Home :25 Sergei Fedorov - 3/21/02 vs. Detroit (2-3 OTL)  
 Road 2:13 Niclas Havelid - 12/13/00 at Anaheim (4-5 OTL)

## FASTEST 2 GOALS - CBJ PLAYER

1:29 R.J. Umberger (6:17 & 7:46 of 2nd per.),  
 2/17/09 vs. Dallas (2-3 SOL)

## FASTEST 3 GOALS - CBJ PLAYER

9:43 Geoff Sanderson (6:20, 12:38 & 16:03 of 2nd per.),  
 3/29/03 at Calgary (6-4 W)

## FASTEST 2 GOALS - CBJ TEAM

:08 Nikita Filatov & Jakub Voracek (14:18 & 14:26 of  
 1st per.), 10/17/08 vs. Nashville (5-3 W)

## FASTEST 3 GOALS - CBJ TEAM

1:46 Bruce Gardiner, David Vyborny & Steve Heinze  
 (7:34, 8:00 & 9:20 of 1st per.), 10/7/00 vs. Chicago  
 (3-5 L)

## FASTEST 2 GOALS - OPPOSING PLAYER

:19 Ryan Smyth (2:33 & 2:52 of 1st per.),  
 11/27/02 at Edmonton (1-3 L)

## FASTEST 3 GOALS - OPPOSING PLAYER

10:17 Joe Sakic (6:04, 11:24 & 16:21 of 1st per.),  
 3/13/03 vs. Colorado (1-5 L)

## FASTEST 2 GOALS - OPPOSING TEAM

:10 Paul Kariya & German Titov (18:14 & 18:24 of  
 1st per.), 12/13/00 at Anaheim (4-5 OTL)

## FASTEST 3 GOALS - OPPOSING TEAM

1:55 Edward Purcell, Anze Kopitar & Oscar Moller (12:19,  
 13:45 & 14:14 of 2nd per.), 3/2/09 vs. Los Angeles  
 (5-4 W)

## FASTEST 2 GOALS - BOTH TEAMS

:05 Rick Nash-CBJ & Scott Walker-NSH (19:39  
 & 19:44 of 3rd per.), 12/4/03 vs. Nashville (2-4 L)

## FASTEST 3 GOALS - BOTH TEAMS

:37 Ray Whitney-CBJ, Jaroslav Spacek-CBJ & Brendan  
 Morrison-VAN (4:51, 5:15 & 5:28 of 2nd per.),  
 3/6/03 vs. Vancouver (5-4 W)

## FASTEST 4 GOALS - BOTH TEAMS

2:35 R.J. Umberger-CBJ, Chris Stewart-COL, Kristian  
 Huselius-CBJ & Michael Pecca-CBJ (6:46, 7:36, 8:41  
 & 9:21 of 3rd per.), 1/13/09 vs. Colorado (4-3 W)

## ASSISTS

### MOST ASSISTS

Overall 8 - 12/5/07 vs. Colorado in 3rd per. (5-4 W)  
 Home 8 - 12/5/07 vs. Colorado in 3rd per. (5-4 W)  
 Road 7 - 3/10/03 at Carolina in 3rd per. (5-6 L)

### MOST ASSISTS AGAINST

Overall 11 - 12/17/05 at Nashville in 2nd per. (3-7 L)  
 Home 10 - 12/16/06 vs. Chicago in 1st per. (4-6 L)  
 10/23/01 vs. Los Angeles in 1st per. (1-7 L)  
 Road 11 - 12/17/05 at Nashville in 2nd per. (3-7 L)

### MOST ASSISTS, BOTH TEAMS

Overall 12 - 12/16/06 vs. Chicago in 1st per. (4-6 L);  
 CBJ-6, CHI-6  
 2/6/06 at Vancouver in 3rd per. (4-7 L);  
 CBJ-6, VAN-6  
 12/17/06 at Nashville in 2nd per. (3-7 L);  
 CBJ-1, NSH-11  
 3/29/03 at Calgary in 2nd per. (6-4 W);  
 CBJ-6, CGY-6  
 4/10/02 vs. San Jose in 2nd per. (3-5 L);  
 CBJ-4, SJ-8  
 Home 12 - 12/16/06 vs. Chicago in 1st per. (4-6 L);  
 CBJ-6, CHI-6  
 4/10/02 vs. San Jose in 2nd per. (3-5 L);  
 CBJ-4, SJ-8  
 Road 12 - 2/6/06 at Vancouver in 3rd per. (4-7 L);  
 CBJ-6, VAN-6  
 12/17/06 at Nashville in 2nd per. (3-7 L);  
 CBJ-1, NSH-11  
 3/29/03 at Calgary in 2nd per. (6-4 W);  
 CBJ-6, CGY-6

## POINTS

### MOST POINTS

Overall 12 - 12/5/07 vs. Colorado in 3rd per. (5-4 W); 4g, 8a  
 Home 12 - 12/5/07 vs. Colorado in 3rd per. (5-4 W); 4g, 8a  
 Road 11 - 3/25/06 at Detroit in 3rd per. (5-4 SOW); 4g, 7a  
 3/10/03 at Carolina in 3rd per. (5-6 L); 4g, 7a

### MOST POINTS AGAINST

Overall 15 - 12/16/06 vs. Chicago in 1st per. (4-6 L); 5g, 10a  
 10/23/01 vs. Los Angeles in 1st per. (1-7 L);  
 5g, 10a  
 Home 15 - 12/16/06 vs. Chicago in 1st per. (4-6 L); 5g, 10a  
 10/23/01 vs. Los Angeles in 1st per. (1-7 L);  
 5g, 10a  
 Road 12 - 11/18/06 at Nashville in 2nd per. (2-4 L); 4g, 8a  
 1/6/04 at Colorado in 2nd per. (0-6 L); 4g, 8a  
 2/21/03 at San Jose in 2nd per. (0-6 L); 4g, 8a  
 3/10/02 at Minnesota in 2nd per. (0-5 L); 4g, 8a

### MOST POINTS, BOTH TEAMS

Overall 19 - 12/17/05 at Nashville in 2nd per. (3-7 L);  
 CBJ-2, NSH-17  
 Home 18 - 4/10/02 vs. San Jose in 2nd per. (3-5 L);  
 CBJ-6, SJ-12  
 Road 19 - 12/17/05 at Nashville in 2nd per. (3-7 L);  
 CBJ-2, NSH-17

## PENALTIES

### MOST PENALTY MINUTES



Overall 52 - 3/26/09 vs. Calgary in 2nd per. (5-0 W); 11 pen.  
 Home 52 - 3/26/09 vs. Calgary in 2nd per. (5-0 W); 11 pen.  
 Road 45 - 2/21/03 at San Jose in 3rd per. (0-6 L); 9 pen.

## MOST PENALTY MINUTES AGAINST

Overall 74 - 11/9/02 vs. NY Rangers in 3rd per. (6-3 W);  
 14 pen.  
 Home 74 - 11/9/02 vs. NY Rangers in 3rd per. (6-3 W);  
 14 pen.  
 Road 44 - 4/14/02 at Chicago in 2nd per. (0-2 L); 6 pen.

## MOST PENALTY MINUTES, BOTH TEAMS

Overall 122 - 11/9/02 vs. NY Rangers in 3rd per. (6-3 W);  
 CBJ-48, NYR-74  
 Home 122 - 11/9/02 vs. NY Rangers in 3rd per. (6-3 W);  
 CBJ-48, NYR-74  
 Road 88 - 4/14/02 at Chicago in 2nd per. (0-2 L);  
 CBJ-44, CHI-44

## MOST PENALTIES

Overall 13 - 2/6/06 at Vancouver in 3rd per. (4-7 L); 40 PIM  
 Home 11 - 3/26/09 vs. Calgary in 2nd per. (5-0 W); 52 PIM  
 Road 13 - 2/6/06 at Vancouver in 3rd per. (4-7 L); 40 PIM

## MOST PENALTIES AGAINST

Overall 14 - 11/9/02 vs. NY Rangers in 3rd per. (6-3 W); 74 PIM  
 Home 14 - 11/9/02 vs. NY Rangers in 3rd per. (6-3 W); 74 PIM  
 Road 10 - 2/6/06 at Vancouver in 3rd per. (4-7 L); 26 PIM

## MOST PENALTIES, BOTH TEAMS

Overall 24 - 3/26/09 vs. Calgary in 2nd per. (5-0 W);  
 CBJ-11, CGY-13  
 Home 24 - 3/26/09 vs. Calgary in 2nd per. (5-0 W);  
 CBJ-11, CGY-13  
 Road 23 - 2/6/06 at Vancouver in 3rd per. (4-7 L);  
 CBJ-13, VAN-10

## SHOTS

### MOST SHOTS

Overall 24 - 10/28/05 vs. Minnesota in 3rd per. (2-1 SOW)  
 Home 24 - 10/28/05 vs. Minnesota in 3rd per. (2-1 SOW)  
 Road 19 - 3/25/08 at Nashville in 2nd per. (0-3 L)  
 11/10/07 at Nashville in 2nd per. (3-4 SOL)  
 11/24/06 at Philadelphia in 2nd per. (2-3 L)

### MOST SHOTS AGAINST

Overall 24 - 12/10/00 at Phoenix in 2nd per. (1-1 T)  
 Home 23 - 11/1/02 vs. Dallas in 1st per. (4-2 W)  
 Road 24 - 12/10/00 at Phoenix in 2nd per. (1-1 T)

## MOST SHOTS, BOTH TEAMS

Overall 35 - 11/21/01 vs. Detroit  
 in 1st per. (0-1 OTL); CBJ-23, DET-12  
 Home 35 - 11/21/01 vs. Detroit  
 in 1st per. (0-1 OTL); CBJ-23, DET-12  
 Road 32 - 1/14/06 at Florida  
 in 3rd per. (5-4 OTW); CBJ-12, FLA-20  
 1/6/04 at Colorado  
 in 2nd per. (0-6 L); CBJ-11, COL-21

## FEWEST SHOTS

Overall 1 - 7x, most recent - 12/12/07 vs. Colorado  
 in 2nd per. (4-1 W)  
 Home 1 - 12/12/07 vs. Colorado in 2nd per. (4-1 W)  
 11/25/01 vs. Calgary in 3rd per. (4-3 W)  
 Road 1 - 5x, most recent - 11/13/03 at Ottawa  
 in 3rd per. (2-5 L)

## FEWEST SHOTS AGAINST

Overall 0 - 10/21/07 vs. Vancouver in 2nd per. (1-4 L)  
 12/27/03 vs. Dallas in 3rd per. (3-4 L)  
 Home 0 - 10/21/07 vs. Vancouver in 2nd per. (1-4 L)  
 12/27/03 vs. Dallas in 3rd per. (3-4 L)  
 Road 1 - 2/2/08 at Minnesota in 3rd per. (1-4 L)

## FEWEST SHOTS, BOTH TEAMS

Overall 4 - 12/27/03 vs. Dallas in 3rd per. (3-4 L);  
 CBJ-4, DAL-0  
 Home 4 - 12/27/03 vs. Dallas in 3rd per. (3-4 L);  
 CBJ-4, DAL-0  
 Road 5 - 12/6/08 at Los Angeles in 1st per. (0-3 L);  
 CBJ-2, LA-3

## MOST SHOTS IN OVERTIME

7 - 11/30/05 at Minnesota (3-2 SOW)  
 11/1/08 vs. Chicago (3-4 SOL)

## MOST SHOTS AGAINST IN OVERTIME

11 - 1/11/04 at Anaheim (2-2 T)

## MOST SHOTS, BOTH TEAMS, IN OVERTIME

15 - 1/20/06 vs. St. Louis (4-3 SOW); CBJ-5, STL-10



## SINGLE GAME RECORDS

## MOST GOALS

- 4 - **Geoff Sanderson** – Mar. 29, 2003  
at Calgary (6-4 W)

## MOST GOALS – DEFENSEMAN

- 3 - **Bryan Berard** – Jan. 8, 2006  
at Phoenix (5-2 W)  
**Deron Quint** – Mar. 9, 2001  
at Florida (7-6 W)

## MOST GOALS – ROOKIE

- 3 - **Nikita Filatov** – Jan. 10, 2008  
vs. Minnesota (4-2 W)

## MOST POWER PLAY GOALS

- 3 - **Bryan Berard** – Jan. 8, 2006  
at Phoenix (5-2 W)

## MOST ASSISTS

- 5 - **Espen Knutsen** – Mar. 24, 2001  
vs. Calgary (6-4 W)

## MOST ASSISTS – DEFENSEMAN

- 3 - **Adam Foote** – Jan. 11, 2008  
vs. St. Louis (6-4 W)  
**Rostislav Klesla** – Jan. 28, 2006  
vs. Nashville (4-3 W)  
**Jaroslav Spacek** – Mar. 10, 2003  
at Carolina (5-6 L)  
**Derrick Walsler** – Jan. 11, 2003  
at Calgary (7-2 W)

## MOST ASSISTS – ROOKIE

- 3 - **Jakub Voracek** – Jan. 10, 2009  
vs. Minnesota (4-2 W)  
**Derrick Walsler** – Jan. 11, 2003  
at Calgary (7-2 W)

## MOST POINTS

- 5 - **David Vyborny** – Feb. 28, 2004  
vs. Colorado (5-4 W); 1g, 4a  
**Geoff Sanderson** – Mar. 29, 2003  
at Calgary (7-2 W); 4g, 1a  
**Andrew Cassels** – Mar. 29, 2003  
at Calgary (7-2 W); 1g, 4a  
**Espen Knutsen** – Mar. 24, 2001  
vs. Calgary (6-4 W); 5a

## MOST POINTS – DEFENSEMAN

- 4 - **Deron Quint** – Mar. 9, 2001  
at Florida (7-6 W); 3g, 1a

## MOST POINTS – ROOKIE

- 4 - **Nikolai Zherdev** – Mar. 21, 2004  
at Vancouver (5-4 W); 2g, 2a

## MOST SHOTS

- 10 - **Rick Nash** – Jan. 17, 2008  
at Phoenix (4-3 W); 2g  
**Rick Nash** – Oct. 31, 2007  
at Los Angeles (4-1 W); 1g  
**Jason Chimera** – Apr. 7, 2007  
at Anaheim (3-4 L); 1g  
**Sergei Fedorov** – Nov. 25, 2007  
vs. Minnesota (5-3 W); 2g  
**Fredrik Modin** – Nov. 24, 2006  
at Philadelphia (2-3 L); 0g  
**Rick Nash** – Apr. 7, 2006  
at Detroit (5-6 SOL); 3g  
**Ray Whitney** – Nov. 12, 2002  
at Colorado (4-5 L); 0g  
**Ray Whitney** – Jan. 14, 2002  
at NY Rangers (2-2 T); 1g

## MOST SHOTS – DEFENSEMAN

- 8 - **Jaroslav Spacek** – Feb. 28, 2004  
vs. Colorado (5-4 W); 1g

## MOST SHOTS – ROOKIE

- 9 - **Rick Nash** – Mar. 22, 2003  
vs. Atlanta (2-3 L); 1g

## MOST PENALTY MINUTES

- 31 - **Duvie Westcott** – Apr. 13, 2006  
vs. St. Louis (4-1 W); 6 pen.

## MOST PENALTY MINUTES – DEFENSEMAN

- 31 - **Duvie Westcott** – Apr. 13, 2006  
vs. St. Louis (4-1 W); 6 pen.

## MOST PENALTY MINUTES – ROOKIE

- 25 - **Jody Shelley** – Jan. 10, 2002  
at Chicago (1-2 L); 4 pen.

## HIGHEST PLUS/MINUS

- +4 - **Fedor Tyutin** – Mar. 7, 2009  
at Detroit (8-2 W)  
**Rick Nash** – Jan. 2, 2009  
at Colorado (6-1 W)  
**Jan Hejda** – Jan. 2, 2009  
at Colorado (6-1 W)  
**Mike Commodore** – Jan. 2, 2009  
at Colorado (6-1 W)  
**Rostislav Klesla** – Mar. 9, 2008  
vs. Tampa Bay (5-3 W)  
**Sergei Fedorov** – Nov. 25, 2006  
vs. Minnesota (5-3 W)  
**Manny Malhotra** – Feb. 8, 2006  
vs. Los Angeles (7-4 W)  
**Jaroslav Spacek** – Mar. 10, 2003  
at Carolina (5-6 L)  
**Andrew Cassels** – Mar. 10, 2003  
at Carolina (5-6 L)

## HIGHEST PLUS/MINUS – DEFENSEMAN

- +4 - **Fedor Tyutin** – Mar. 7, 2009  
at Detroit (8-2 W)  
**Mike Commodore** – Jan. 2, 2009  
at Colorado (6-1 W)  
**Jan Hejda** – Jan. 2, 2009  
at Colorado (6-1 W)  
**Rostislav Klesla** – Mar. 9, 2008  
vs. Tampa Bay (5-3 W)  
**Jaroslav Spacek** – Mar. 10, 2003  
at Carolina (5-6 L)

## HIGHEST PLUS/MINUS – ROOKIE

- +3 - **Nikita Filatov** – Jan. 10, 2009  
vs. Minnesota (4-2 W)  
**Jakub Voracek** – Jan. 10, 2009  
vs. Minnesota (4-2 W)  
**Chris Nielsen** – Mar. 1, 2001  
at Nashville (5-2 W)

## LOWEST PLUS/MINUS

- 5 - **Espen Knutsen** – Feb. 23, 2003  
at Vancouver (2-7 L)  
**Lyle Odelein** – Feb. 4, 2002  
vs. Boston (0-8 L)  
**Deron Quint** – Feb. 4, 2002  
vs. Boston (0-8 L)

## MOST ICE TIME – FORWARD (REGULATION GAME)

- 27:19 - **Ray Whitney** – Oct. 14, 2002  
vs. Phoenix (2-3 L)

## MOST ICE TIME – DEFENSEMAN (REGULATION GAME)

- 30:11 - **Ron Hainsey** – Dec. 10, 2006  
vs. Ottawa (6-2 W)

## MOST ICE TIME - FORWARD (OVERTIME GAME)

**27:43 - David Vyborny** – Dec. 8, 2005  
vs. NY Islanders (4-3 SOW)

## MOST ICE TIME - DEFENSEMAN (OVERTIME GAME)

**33:18 - Deron Quint** – Nov. 21, 2001  
vs. Detroit (0-1 OTL)

## MOST FACEOFFS WON

**23 - Mike Sillinger** – Mar. 11, 2002  
at Pittsburgh (4-2 W)  
**Mike Sillinger** – Nov. 23, 2001  
vs. Chicago (2-2 T)

## MOST SAVES BY A GOALTENDER

**48 - Pascal Leclaire** – Jan. 14, 2006  
at Florida (5-4 OTW); 52 shots  
**Marc Denis** – Feb. 14, 2004  
vs. San Jose (1-2 OTL); 50 shots

## SINGLE PERIOD RECORDS

### MOST GOALS

**3 - Geoff Sanderson** – Mar. 29, 2003  
at Calgary in 2nd per. (6-4 W)  
**Deron Quint** – Mar. 9, 2001  
at Florida in 2nd per. (7-6 W)

### MOST ASSISTS

**3 - Alexander Svitov** – Jan. 5, 2007  
at Anaheim (4-3 W)  
**David Vyborny** – Feb. 6, 2006  
at Vancouver in 3rd per. (4-7 L)  
**Ray Whitney** – Apr. 2, 2003  
vs. Minnesota in 1st per. (3-0 W)  
**Andrew Cassels** – Mar. 29, 2003  
at Calgary in 2nd per. (6-4 W)  
**Jaroslav Spacek** – Mar. 10, 2003  
at Carolina in 3rd per. (5-6 L)

### MOST POINTS

**3 - 16 times, most recent –**  
**Alexander Svitov** – Jan. 5, 2007  
at Anaheim in 3rd per. (4-3 W); 0g, 3a

### MOST SHOTS

**7 - Ray Whitney** – Nov. 12, 2002  
at Colorado in 3rd per. (4-5 L); 0g

### MOST PENALTY MINUTES

**31 - Duvie Westcott** – Apr. 13, 2006  
vs. St. Louis in 2nd per. (4-1 W); 6 pen.

### MOST SAVES BY A GOALTENDER

**23 - Marc Denis** – Nov. 1, 2002  
vs. Dallas in 1st per. (4-2 W); 23 shots  
**Marc Denis** – Dec. 10, 2000  
at Phoenix in 2nd per. (1-1 T); 24 shots

## STREAKS

### CONSECUTIVE GAMES PLAYED

**243 - Jason Chimera** –  
Oct. 9, 2005-Apr. 5, 2008

### CONSECUTIVE GAMES WITH GOALS

**7 - Geoff Sanderson** – Nov. 5-17, 2002 (8g)

### CONSECUTIVE GAMES WITH ASSISTS

**6 - Sergei Fedorov** –  
Oct. 31-Nov. 10, 2007 (6a)  
**Ray Whitney** – Jan. 6-13, 2003 (7a)

### CONSECUTIVE GAMES WITH POINTS

**9 - Rick Nash** –  
Dec. 30, 2005-Jan. 16, 2006 (9g, 7a)  
**Andrew Cassels** –  
Nov. 1-17, 2002 (4g, 9a)

### CONSECUTIVE GAMES PENALIZED

**8 - Scott Lachance** –  
Oct. 10-27, 2002 (16 PIM)

### MOST POINTS IN TWO CONSECUTIVE GAMES

**7 - David Vyborny** – Feb. 27, 2003 at Chicago  
(1g, 1a), Feb. 28, 2003 vs. Colorado (1g, 4a)

### MOST POINTS OVER THREE CONSECUTIVE GAMES

**9 - David Vyborny** – Feb. 25, 2003 vs. Chicago  
(1g, 1a), Feb. 27, 2003 at Chicago (1g, 1a),  
Feb. 28 vs. Colorado (1g, 4a) - 2004

### MOST CONSECUTIVE GAMES WITH EVEN OR PLUS RATING

**27 - Jody Shelley** – 10/14-12/19/02 (+4)

### MOST CONSECUTIVE GAMES WITH A SHOT ON GOAL

**51 - Rick Nash** – 10/9/03-1/29/04 (173 shots)

## GOALTENDERS

### CONSECUTIVE GAMES PLAYED

**21 - Marc Denis** – Nov. 27, 2002-Jan. 10, 2003

### CONSECUTIVE GAMES STARTED

**21 - Marc Denis** – Nov. 27, 2002-Jan. 10, 2003

### CONSECUTIVE WINS

**6 - Marc Denis** – Jan. 16-Feb. 2, 2006

### CONSECUTIVE GAMES UNBEATEN

**6 - Marc Denis** – Jan. 16-Feb. 2, 2006

### LONGEST SHUTOUT STREAK

**199:19 - Steve Mason** – Dec. 23, 2008-Jan. 2, 2009

### MOST CONSECUTIVE GAMES WITH SV% ABOVE .900

**10 - Steve Mason** – 12/11/08-1/2/09

### MOST CONSECUTIVE GAMES WITH 30 OR MORE SAVES

**5 - Two times, most recent – Marc Denis** –  
1/5/06-1/20/06 (174 saves)

### MOST CONSECUTIVE STARTS ALLOWING THREE GOALS OR LESS

**15 - Ron Tugnutt** – 10/27/00-3/8/01

## CBJ PLAYER MAKING NHL DEBUT

### MOST POINTS

**2 - Jakub Voracek** – 10/10/08 (1-1-2)

### MOST GOALS

**1 - Nikita Filatov** – 10/17/08 (1-0-1)  
**Jakub Voracek** – 10/10/08 (1-1-2)  
**Rick Nash** – 10/10/02 (1-0-1)  
**David Vyborny** – 10/7/00 (1-0-1)

### MOST ASSISTS

**1 - Jakub Voracek** – 10/10/08 (1-1-2)  
**Kris Russell** – 10/5/07 (0-1-1)  
**Gilbert Brule** – 10/5/05 (0-1-1)  
**Jeremy Reich** – 1/21/04 (0-1-1)  
**Andrej Nedorost** – 3/30/02 (0-1-1)

### MOST SHOTS ON GOAL

**5 - Kris Russell** – 10/5/07

### MOST PENALTY MINUTES

**17 - Tom Sestito** – 4/6/08

### MOST ICE TIME

**20:31 - Petteri Nummelin** – 10/7/00

### HIGHEST PLUS/MINUS RATING

**+2 - Jakub Voracek** – 10/10/08  
**Jeremy Reich** – 1/21/04

### MOST SAVES - GOALTENDER

**28 - Pascal Leclaire** – 2/20/04 (2-3 L at PHX)



## 2007-08 FINAL STATISTICS

Player	POS	GP	G	A	P	+/-	PIM	PP	SH	GW	S	S%	TOI
Rick Nash	LW	80	38	31	69	-2	95	10	4	6	329	11.6	20:29
Nikolai Zherdev	RW	82	26	35	61	-9	34	7	0	3	254	10.2	19:22
Michael Peca	C	65	8	26	34	-1	64	3	0	3	86	9.3	18:34
Ron Hainsey	D	78	8	24	32	-7	25	8	0	0	161	5.0	22:33
Jason Chimera	LW	81	14	17	31	-5	98	1	1	3	198	7.1	17:29
Manny Malhotra	C	71	11	18	29	-3	34	2	0	2	112	9.8	16:27
Sergei Fedorov	C	50	9	19	28	-3	30	5	0	1	94	9.6	17:27
David Vyborny	RW	66	7	19	26	-8	34	2	0	0	106	6.6	15:29
Dan Fritsche	C	69	10	12	22	2	22	1	1	4	109	9.2	12:20
Jiri Novotny	C	65	8	14	22	-10	24	1	0	0	91	8.8	17:43
Rostislav Klesla	D	82	6	12	18	7	60	3	0	1	130	4.6	23:12
Adam Foote	D	63	1	14	15	3	95	0	1	0	57	1.8	24:01
Dick Tarnstrom	D	EDM 29	1	4	5	-6	40	0	0	0	22	4.5	19:35
	CBJ	19	2	7	9	-5	12	1	0	0	22	9.1	19:03
	TOT	48	3	11	14	-11	52	1	0	0	44	6.8	19:22
Jan Hejda	D	81	0	13	13	20	61	0	0	0	71	0.0	21:07
Fredrik Modin	LW	23	6	6	12	1	20	2	0	1	41	14.6	16:50
Curtis Glencross	LW	36	6	6	12	3	25	1	0	1	63	9.5	12:07
Andrew Murray	C	39	6	4	10	0	12	0	0	0	45	13.3	11:42
Jared Boll	RW	75	5	5	10	-4	226	0	0	3	63	7.9	8:00
Kris Russell	D	67	2	8	10	-12	14	1	0	1	90	2.2	14:47
Gilbert Brule	C	61	1	8	9	-4	24	0	0	1	74	1.4	9:53
Kris Beech	C	16	5	4	9	3	2	2	0	0	24	20.8	12:59
Joakim Lindstrom	C	25	3	4	7	0	14	2	0	1	25	12.0	9:26
Ole-Kristian Tollefsen	D	51	2	2	4	-3	111	0	1	0	21	9.5	12:18
Duvie Westcott	D	23	1	3	4	-10	30	1	0	0	27	3.7	16:25
Derek MacKenzie	C	17	2	0	2	-2	8	0	0	0	19	10.5	7:46
Pascal Leclaire	G	54	0	2	2	0	2	0	0	0	0	0.0	55:19
Aaron Rome	D	17	1	1	2	-4	33	0	0	0	15	6.7	18:10
Clay Wilson	D	7	1	1	2	3	2	0	0	0	12	8.3	16:55
Derick Brassard	C	17	1	1	2	-4	6	0	0	0	13	7.7	9:03
Fredrik Norrena	G	37	0	1	1	0	0	0	0	0	0	0.0	52:58
Jody Shelley	LW	31	0	0	0	-2	44	0	0	0	10	0.0	4:20
Tom Sestito	LW	1	0	0	0	0	17	0	0	0	0	0.0	4:36
Adam Pineault	RW	3	0	0	0	-2	0	0	0	0	5	0.0	11:02
Alexandre Picard	LW	3	0	0	0	0	2	0	0	0	1	0.0	6:46
Marc Methot	D	9	0	0	0	-1	8	0	0	0	9	0.0	14:13
Zenon Konopka	C	3	0	0	0	0	15	0	0	0	4	0.0	7:54
Dan LaCosta	G	1	0	0	0	0	0	0	0	0	0	0.0	13:09
<b>TOTALS</b>		<b>82</b>	<b>190</b>	<b>317</b>	<b>507</b>		<b>1303</b>	<b>53</b>	<b>8</b>	<b>31</b>	<b>2381</b>	<b>8.0</b>	
<b>Goaltenders</b>		<b>GP</b>	<b>MIN</b>	<b>GAA</b>	<b>W</b>	<b>L</b>	<b>OT</b>	<b>EN</b>	<b>SO</b>	<b>GA</b>	<b>SA</b>	<b>SV%</b>	
Dan LaCosta		1	13	0	0	0	0	0	5	5	0.00	1.000	
Pascal Leclaire		54	2,986	24	17	6	9	112	1379	1267	2.25	.919	
Fredrik Norrena		37	1,960	10	19	6	2	89	856	767	2.72	.896	
<b>TOTALS</b>		<b>82</b>	<b>4,959</b>	<b>34</b>	<b>36</b>	<b>12</b>	<b>11</b>	<b>201</b>	<b>2240</b>	<b>2039</b>	<b>2.43</b>	<b>.910</b>	

## 2007-08 SEASON NOTES

- Completed their seventh season in the NHL with a 34-36-12 record (80 pts.), finishing fourth in the Central Division, 13th in the Western Conference and 25th in the NHL and setting franchise records for points (80).
- Got off to the best start in franchise history with an 8-3-2 record through its first 11 games and had a winning record every day from Oct. 23 through Apr. 2.
- Ranked eighth in the NHL in goals-against average, allowing 2.56 per game, which was the lowest in franchise history, and had the ninth-ranked penalty killing unit in the league at 83.3 percent.
- Posted a 23-18-9 record in games outside the Central Division, but were just 11-18-3 against divisional opponents.
- Left wing Rick Nash tallied 38-31-69 in 80 games, became the first player in club history to record three 30-goal seasons and led the club in goals for the fourth-straight year. He played in his third All-Star Game at Atlanta's Philips Arena on Jan. 27 and set an ASG record when he scored just :12 into the game and became the 15th player to record a hat trick in the ASG history.
- Goaltender Pascal Leclaire went 24-17-6 with a 2.25 GAA, .919 SV% and nine SO in 54 games, ranking second in the NHL in shutouts, seventh in goals-against average and 11th in save percentage.
- LW Jason Chimera set a franchise record by playing in 243 consecutive games from Oct. 9, 2005 to Apr. 5, 2008 (previous record was 194 by David Vyborny).
- Right wing David Vyborny tallied 7-19-26 in 66 games and concluded his CBJ career with 113-204-317 in 543 games, becoming the first player to appear in 500 games as a Blue Jacket.



Gm	Date	Opponent	Result	Record	Score	CBJ Goal Scorers	GWG	PP	PK	SF-SA	W/L Goalie	Attn.
1	10/5	ANA	W	01-00-00	4-0	61,91p,61p,6p	Nash	3-11	7-7	37-28	Leclaire/Bryzgalov	17,852
2	10/6	at MIN	L	01-01-00	2-3	6p,52s	Burns	1-1	4-4	21-31	Backstrom/Norrena	18,568
3	10/10	PHX	W	02-01-00	3-0	27,25,40	Malhotra	0-3	6-6	33-32	Leclaire/Aebischer	11,944
4	10/14	at COL	L	02-02-00	1-5	97	Hejdjuk	0-5	5-7	25-26	Budaj/Leclaire	16,153
5	10/17	DAL	SOL	02-02-01	2-3	61,12p	Jokinen	1-5	3-3	35-30	Smith/Norrena	11,820
6	10/19	at BUF	W	03-02-01	3-0	19,61p,13	Peca	1-6	5-5	29-21	Leclaire/Miller	18,690
7	10/21	VAN	L	03-03-01	1-4	61p	Bieksa	1-10	5-6	36-19	Sanford/Leclaire	12,667
8	10/23	at CHI	W	04-03-01	7-4	61,12,12,91p,61,13,55a	Nash	1-4	6-6	26-28	Norrena/Khabibulin	10,884
9	10/25	STL	W	05-03-01	3-0	40,61p,12	Boll	1-3	2-2	28-36	Leclaire/Toivonen	12,786
10	10/27	SJ	W	06-03-01	2-1	49,91p	Fedorov	1-7	5-5	18-17	Leclaire/Nabokov	13,234
11	10/31	at LA	W	07-03-01	4-1	25,17,25,61s	Brule	0-5	6-6	36-34	Leclaire/LaBarbera	11,491
12	11/1	at ANA	SOL	07-03-02	1-2	13p	Schneider	1-6	6-6	20-34	Giguere/Norrena	17,174
13	11/4	STL	W	08-03-02	3-0	27,61,25	Malhotra	0-4	4-4	25-21	Leclaire/Toivonen	13,254
14	11/7	at CHI	L	08-04-02	2-5	97,13	Seabrook	0-6	2-2	26-35	Lalime/Norrena	9,717
15	11/9	at DET	L	08-05-02	1-4	61p	Holmstrom	1-7	4-6	16-36	Hasek/Leclaire	18,654
16	11/10	at NSH	SOL	08-05-03	3-4	11,27p,13	Erat	1-7	7-9	39-29	Mason/Norrena	15,947
17	11/12	NSH	L	08-06-03	1-4	9	Erat	0-1	3-3	30-31	Mason/Leclaire	12,554
18	11/14	CHI	W	09-06-03	4-2	61,91,49,25	Fritsche	0-1	3-3	21-18	Leclaire/Lalime	13,622
19	11/16	at STL	L	09-07-03	2-3	11,61	Mayers	0-6	3-3	30-23	Legace/Norrena	19,150
20	11/18	DET	SOL	09-07-04	4-5	10p,91p,61p,13	Franzen	3-5	2-4	40-35	Osgood/Leclaire	15,503
21	11/21	FLA	L	09-08-04	2-5	11p,61	Olesz	1-6	3-6	36-29	Vokoun/Leclaire	13,326
22	11/23	at MIN	W	10-08-04	4-0	19p,9p,49s,61	Peca	2-5	9-9	29-32	Leclaire/Backstrom	18,568
23	11/24	DET	SOW	11-08-04	3-2	27,12,61x	Nash	0-4	2-3	28-25	Leclaire/Osgood	17,233
24	11/26	at EDM	L	11-09-04	1-3	6p	Cogliano	1-7	3-3	37-20	Rolsson/Norrena	16,839
25	11/29	at VAN	L	11-10-04	0-2	-	Ohlund	0-5	4-4	26-21	Luongo/Norrena	18,630
26	12/01	at CGY	OTW	12-10-04	4-3	13,11,24p,11	Glencross	1-3	4-5	26-36	Norrena/Kiprusoff	19,289
27	12/03	DAL	SOL	12-10-05	1-2	13p	Hagman	0-5	5-5	26-34	Turco/Leclaire	12,233
28	12/05	COL	W	13-10-05	5-4	61,61,38p,13,49	Fritsche	1-3	2-3	31-36	Norrena/Budaj	12,851
29	12/08	MIN	L	13-11-05	1-2	13	Rolston	0-1	4-4	32-26	Backstrom/Leclaire	15,666
30	12/10	ANA	OTL	13-11-06	3-4	97p,24,13p	Pronger	2-9	3-6	35-28	Giguere/Leclaire	11,984
31	12/12	COL	W	14-11-06	4-1	27,40,24,91	Boll	0-2	3-3	16-16	Norrena/Theodore	13,150
32	12/15	at BOS	L	14-12-06	0-2	-	Reich	0-5	2-3	32-18	Auld/Norrena	14,058
33	12/18	CGY	L	14-13-06	1-3	11	Tanguay	0-6	5-6	37-23	Kiprusoff/Leclaire	13,181
34	12/21	LA	W	15-13-06	2-1	12,13	Zherdev	0-2	6-7	35-34	Norrena/LaBarbera	14,034
35	12/23	NSH	L	15-14-06	1-3	49	Dumont	0-4	3-4	31-32	Mason/Norrena	15,481
36	12/26	ATL	W	16-14-06	2-0	49p,40	Fritsche	1-4	2-2	28-21	Leclaire/Lehtonen	15,726
37	12/27	at NSH	L	16-15-06	3-4	24p,9p,12	Koistinen	2-6	5-6	39-32	Mason/Norrena	14,331
38	12/29	CAR	W	17-15-06	4-1	13,97p,13,24	Klesia	1-6	3-4	23-24	Leclaire/Ward	17,453
39	12/31	EDM	W	18-15-06	4-2	12,61s,61p,61	Nash	1-3	4-4	33-28	Leclaire/Rolsson	16,774
40	01/02	at ANA	L	18-16-06	1-2	51	Pronger	0-5	4-5	27-34	Giguere/Leclaire	17,174
41	01/03	at LA	W	19-16-06	4-3	91,38,19,19	Peca	0-3	5-5	28-33	Norrena/LaBarbera	14,173
42	01/05	at SJ	L	19-17-06	2-3	51,91p	Rissmiller	1-3	1-1	23-19	Nabokov/Norrena	17,496
43	01/08	at STL	L	19-18-06	1-6	61	McDonald	0-2	2-3	18-31	Legace/Norrena	14,818
44	01/11	STL	W	20-18-06	6-4	61,6p,25,13,49,13p	Fritsche	2-5	6-6	37-30	Leclaire/Toivonen	15,233
45	01/12	NSH	SOW	21-18-06	2-1	97,13x	Zherdev	0-1	3-3	29-27	Leclaire/Mason	16,230
46	01/15	VAN	W	22-18-06	3-2	6p,13p,25	Chimera	2-7	2-3	21-27	Leclaire/Luongo	13,555
47	01/17	at PHX	W	23-18-06	4-3	61,97p,13,61	Nash	1-2	5-7	32-35	Leclaire/Tellqvist	11,114
48	01/19	at DAL	L	23-19-06	1-3	13p	Barnes	1-3	3-3	30-14	Smith/Norrena	17,811
49	01/20	at COL	L	23-20-06	1-3	33	Gulte	0-2	3-3	27-27	Theodore/Leclaire	17,197
50	01/22	at DAL	W	24-20-06	4-2	2,51,2p,61p	Russell	2-6	6-6	30-33	Leclaire/Smith	17,087
51	01/24	at CHI	W	25-20-06	1-0	40	Boll	0-5	6-6	27-30	Leclaire/Khabibulin	16,094
52	01/29	PHX	L	25-21-06	2-4	33,25	Mueller	0-2	2-3	24-28	Bryzgalov/Leclaire	15,127
53	01/31	at NSH	L	25-22-06	2-4	13p,49	Fiddler	1-3	6-7	33-31	Norrena/Leclaire	13,745
54	02/02	MIN	L	25-23-06	1-4	16	Rolston	0-4	3-3	34-20	Backstrom/Norrena	18,529
55	02/05	WSH	OTL	25-23-07	3-4	61s,25,61	Ovechkin	0-4	3-3	31-37	Johnson/Norrena	14,430
56	02/07	at PHX	W	26-23-07	2-1	25s,13p	Zherdev	1-4	6-7	33-27	Norrena/Bryzgalov	13,918
57	02/08	at SJ	OTL	26-23-08	1-2	25	Thornton	0-2	3-4	32-22	Nabokov/Norrena	17,210
58	02/10	LA	SOL	26-23-09	2-3	6p,61p	O'Sullivan	2-4	2-3	33-34	Cloutier/Leclaire	15,823
59	02/13	CHI	L	26-24-09	2-7	23p,33p	Byfuglien	2-6	3-5	26-31	Khabibulin/Norrena	14,918
60	02/15	at DET	W	27-24-09	5-1	61p,33,13,33,6p	Modin	2-5	3-4	23-21	Leclaire/Osgood	20,066
61	02/17	at STL	L	27-25-09	1-5	61s	Perron	0-4	4-7	19-28	Legace/Leclaire	19,150
62	02/19	at TOR	L	27-26-09	1-3	13	Antropov	0-4	4-5	27-25	Toskala/Leclaire	19,347
63	02/21	at OTT	SOW	28-26-09	3-2	61,91,61x	Nash	0-1	3-4	24-29	Leclaire/Emery	19,612
64	02/23	at MTL	W	29-26-09	3-0	61,51,27	Nash	0-3	6-6	22-31	Leclaire/Price	21,273
65	02/27	SJ	L	29-27-09	2-4	9,9	Roenick	0-2	3-5	19-32	Nabokov/Leclaire	16,029
66	02/29	at VAN	OTW	30-27-09	3-2	51,61,25	Chimera	0-3	4-4	33-23	Leclaire/Luongo	18,630
67	03/02	at EDM	SOL	30-27-10	3-4	61,25,23	Hemsky	0-4	5-6	38-29	Garon/Leclaire	16,839
68	03/04	at CGY	L	30-28-10	0-1	-	Conroy	0-6	4-4	39-19	Kiprusoff/Leclaire	19,289
69	03/07	EDM	OTL	30-28-11	1-2	49	Cogliano	4-4	1-2	31-17	Garon/Leclaire	14,933
70	03/09	TB	W	31-28-11	5-3	9,26,19,25p,12	Chimera	1-4	7-7	25-27	Leclaire/Smith	14,796
71	03/14	CHI	L	31-29-11	3-6	33p,49,61	Kane	1-5	1-3	32-25	Lalime/Norrena	15,699
72	03/16	DET	W	32-29-11	4-3	27,55,27,13	Zherdev	0-2	4-6	17-46	Norrena/Hasek	18,188
73	03/18	CGY	W	33-29-11	3-0	61,27,27	Nash	0-3	2-2	38-18	Norrena/Kiprusoff	14,270
74	03/19	at DET	L	33-30-11	1-3	27p	Zetterberg	1-7	4-5	23-27	Osgood/Norrena	19,061
75	03/22	DET	L	33-31-11	1-4	61	Zetterberg	0-5	3-5	12-21	Hasek/Norrena	17,681
76	03/25	at NSH	L	33-32-11	0-3	-	Hiavac	0-6	3-4	36-24	Ellis/Norrena	16,430
77	03/26	CHI	W	34-32-11	4-0	38p,4,9,19	Lindstrom	1-6	3-3	36-17	Norrena/Khabibulin	14,354
78	03/28	NSH	L	34-33-11	0-2	-	Hiavac	0-2	3-3	43-25	Ellis/Norrena	15,495
79	03/30	at CHI	SOL	34-33-12	4-5	51,19p,13,26	Kane	1-5	4-7	35-33	Khabibulin/Norrena	20,885
80	04/03	at DET	L	34-34-12	2-3	6p, 44	Zetterberg	1-6	6-7	22-39	Hasek/Leclaire	19,435
81	04/05	at STL	L	34-35-12	0-3	-	Boyes	0-2	2-4	25-25	Legace/Leclaire	19,150
82	04/06	STL	L	34-36-12	1-4	19p	Boyes	1-5	4-5	36-19	Toivonen/Norrena	17,739

## 2006-07 FINAL STATISTICS

Player	POS	GP	G	A	P	+/-	PIM	PP	SH	GW	S	S%	TOI
David Vyborny	RW	82	16	48	64	6	60	6	0	2	158	10.1	20:20
Rick Nash	LW	75	27	30	57	-8	73	9	1	5	228	11.8	19:11
Fredrik Modin	LW	79	22	20	42	-3	50	6	0	4	220	10.0	19:06
Sergei Fedorov	C	73	18	24	42	-7	56	7	2	2	163	11.0	19:56
Jason Chimera	LW	82	15	21	36	2	91	2	2	2	151	9.9	15:22
Ron Hainsey	D	80	9	25	34	-19	69	7	0	0	136	6.6	22:53
Nikolai Zherdev	RW	71	10	22	32	-19	26	3	0	2	164	6.1	16:13
Dan Fritsche	C	59	12	15	27	3	35	5	1	4	81	14.8	14:02
Anson Carter	RW	54	10	17	27	-1	16	3	0	1	62	16.1	14:49
Manny Malhotra	C	82	9	16	25	-8	76	2	0	3	109	8.3	14:48
Anders Eriksson	D	79	0	23	23	12	46	0	0	0	78	0.0	20:12
Rostislav Klesla	D	75	9	13	22	-13	105	2	0	0	159	5.7	22:54
Gilbert Brule	C	78	9	10	19	-21	28	3	0	0	98	9.2	10:38
Alexander Svitov	C	76	7	11	18	-10	145	1	0	2	83	8.4	13:46
Adam Foote	D	59	3	9	12	-17	71	2	0	0	78	3.8	24:44
Duvie Westcott	D	23	4	6	10	-13	18	2	0	1	34	11.8	22:08
Aaron Johnson	D	61	3	7	10	-9	38	0	0	0	52	5.8	12:43
Geoff Platt	C	26	4	5	9	1	10	0	0	0	40	10.0	10:03
Ole-Kristian Tollefsen	D	70	2	3	5	2	123	1	0	0	39	5.1	14:13
Marc Methot	D	20	0	4	4	5	12	0	0	0	11	0.0	14:37
Mark Hartigan	C	6	1	2	3	2	2	1	0	0	11	9.1	13:50
Bryan Berard	D	11	0	3	3	-4	8	0	0	0	22	0.0	18:57
Derrick Walser	D	9	2	0	2	-1	0	2	0	0	10	20.0	12:13
Jody Shelley	LW	72	1	1	2	-6	125	0	0	0	32	3.1	4:51
Jaroslav Balastik	LW	8	1	1	2	-3	4	1	0	0	6	16.7	8:10
Joakim Lindstrom	C	9	1	0	1	-3	4	0	0	0	9	11.1	8:27
Joe Motzko	RW	7	1	0	1	0	0	0	0	0	10	10.0	6:26
Curtis Glencross	LW	ANA	2	1	0	1	-1	2	0	0	5	20.0	10:43
		CBJ	7	0	0	0	-4	0	0	0	3	0.0	8:42
		TOT	9	1	0	1	-5	2	0	0	8	12.5	9:09
Alexandre Picard	LW	23	0	1	1	-3	6	0	0	0	20	0.0	7:49
Zenon Konopka	C	6	0	0	0	-2	20	0	0	0	2	0.0	5:00
Steven Goertzen	RW	7	0	0	0	0	10	0	0	0	1	0.0	5:21
Filip Novak	D	6	0	0	0	1	2	0	0	0	3	0.0	9:55
Darcy Campbell	D	1	0	0	0	0	0	0	0	0	0	0.0	5:41
<b>TOTALS</b>		<b>82</b>	<b>196</b>	<b>337</b>	<b>533</b>		<b>1337</b>	<b>65</b>	<b>6</b>	<b>28</b>	<b>2273</b>	<b>8.6</b>	

Goaltenders	GP	MIN	GAA	W	L	OT	EN	SO	GA	SA	SV%
Tomas Popperle	2	45	1.33	0	0	0	0	0	1	14	.929
Fredrik Norrena	55	2952	2.78	24	23	3	4	3	137	1420	.904
Pascal Leclaire	24	1315	2.97	6	15	2	1	1	65	629	.897
Ty Conklin	11	491	3.30	2	3	2	0	0	27	183	.871
Brian Boucher	CHI	15	827	3.26	1	10	3	2	1	45	.889
	CBJ	3	142	3.80	1	1	0	0	0	9	.866
	TOT	18	969	3.34	2	11	3	2	1	54	.882
<b>TOTALS</b>		<b>82</b>	<b>4945</b>	<b>2.90</b>	<b>33</b>	<b>42</b>	<b>7</b>	<b>5</b>	<b>4</b>	<b>239</b>	<b>.897</b>

## 2006-07 SEASON NOTES

- Completed their sixth season in the National Hockey League with a 33-42-7 record (73 pts.), finishing fourth in the Central Division, 11th in the Western Conference and 24th in the NHL.
- Posted a 27-26-5 record from Dec. 2 through the end of the season and set franchise records for road wins (15) and road points (33) in a season.
- Accumulated 1,357 penalty minutes in 82 games, averaging 16.5 PIM per game, which was the third-highest total in the NHL and the third-highest in club history (1,505/18.4 PIM in 2002-03; 1,396/17.0 in 2005-06).
- From Jan. 1, 2004 through the end of the 2006-07 season, Columbus was the best team in the NHL in games decided in overtime or a shootout. The Jackets went 29-16 and earned 74 of a possible 90 points (.822) during that time. Tampa Bay ranked second with a 29-18 mark and 76 of a possible 94 points (.809).
- Left wing Rick Nash tallied 27-30-57 with 73 PIM in 75 games to lead the club in goals for the third-straight season and become the franchise's all-time leader in that category with 116 in 283 games. He played in his second-consecutive All-Star Game on Jan. 24 at Dallas and tallied 2-2-4 to lead the Western Conference to a 12-9 win.
- Right wing David Vyborny led the club in scoring for the second-straight season with 16-48-64 in 82 games, setting career highs for assists. He became the second player in franchise history to record back-to-back 40-assist seasons (Ray Whitney, 2001-03) and was club's all-time leader in points (291), games played (477), assists (185), shorthanded goals (7) and multi-point games (64).
- Goaltender Fredrik Norrena went 24-23-3 with a 2.78 GAA, .904 SV% and three shutouts in 55 games to become the first netminder in franchise history to finish a season with a record over .500. He made 21 saves on Dec. 2 at Edmonton and 41 saves on Dec. 5 at Colorado to post back-to-back shutouts.

# 2006-07 RESULTS

Gm	Date	Opponent	Result	Record	Score	CBJ Goal Scorers	GWG	PP	PK	SF-SA	W/L Goalie	Attn.
1	10/6	VAN	OTL	00-00-01	2-3	42p,9p	D. Sedin	2-5	3-4	20-44	Luongo/LeClaire	18,136
2	10/7	at CHI	W	01-00-01	5-4	61p,40p,27p,61,10	Westcott	3-8	5-7	24-22	LeClaire/Khabibulin	17,133
3	10/9	PHX	W	02-00-01	5-1	13p,61p,13,77,10p	Nash	3-12	9-9	29-24	LeClaire/Morrison	16,298
4	10/14	at MIN	L	02-01-01	0-5	-	Rolston	0-3	5-7	24-30	Fernandez/LeClaire	18,568
5	10/20	TOR	L	02-02-01	2-4	27,16	Peca	0-7	3-4	25-27	Raycroft/LeClaire	17,303
6	10/21	at PIT	L	02-03-01	3-5	17p,33,13p	Malkin	2-11	6-9	39-34	Feury/Norrena	14,637
7	10/23	SJ	L	02-04-01	0-3	-	Bernier	0-7	6-8	23-32	Toskala/LeClaire	16,067
8	10/27	LA	W	03-04-01	2-0	13,33	Zherdev	0-5	8-8	14-38	LeClaire/Louie	16,087
9	10/28	at NJ	L	03-05-01	0-1	-	Parise	0-4	5-5	22-21	Brodeur/LeClaire	14,015
10	11/1	COL	L	03-06-01	3-5	91,33p,9	Rycroft	1-9	3-4	44-22	Theodore/LeClaire	16,307
11	11/3	CGY	SOW	04-06-01	5-4	91p,10p,9p,9p,27x	Malhotra	4-9	4-5	37-32	LeClaire/McLennan	16,103
12	11/4	at DET	L	04-07-01	1-4	6p	Zetterberg	1-9	7-7	17-37	Hasek/LeClaire	20,066
13	11/9	at STL	W	05-07-01	4-2	61p,97,49s,97	Fritsche	1-5	4-5	29-26	LeClaire/Legace	9,631
14	11/10	EDM	L	05-08-01	1-4	77p	Lupul	1-5	4-4	27-29	Rolosen/LeClaire	16,902
15	11/12	at CHI	L	05-09-01	0-1	-	Kukkonen	0-8	3-3	28-19	Boucher/Norrena	14,078
16	11/15	NSH	L	05-10-01	4-5	25,61,61,33	Nichol	0-5	4-5	33-30	Norrena/LeClaire	16,283
17	11/17	COL	L	05-11-01	0-3	-	Stastny	0-4	3-4	25-28	Budaj/Norrena	16,375
18	11/18	at NSH	L	05-12-01	2-4	91p,49	Arnott	1-8	7-10	30-25	Vokoun/LeClaire	16,283
19	11/20	NSH	L	05-13-01	1-3	25	Nichol	0-2	5-6	24-23	Vokoun/Norrena	16,174
20	11/22	STL	SOL	05-13-02	3-4	13,97p,33	Guerin	1-6	2-2	32-38	Legace/LeClaire	15,279
21	11/24	at PHI	L	05-14-02	2-3	25,61p	Richards	1-6	4-5	41-22	Niitymaki/LeClaire	19,301
22	11/25	MIN	W	06-14-02	5-3	77,33,91,13,91p	Zherdev	1-5	3-4	33-22	Norrena/Fernandez	15,493
23	11/28	at VAN	L	06-15-02	0-1	-	Naslund	0-8	6-6	24-33	Luongo/LeClaire	18,630
24	12/1	at CGY	L	06-16-02	1-2	6p	Kobasev	1-5	4-4	19-31	Kiprusoff/LeClaire	19,289
25	12/2	at EDM	W	07-16-02	4-0	16,17p,77,49	Svitov	1-3	6-6	23-21	Norrena/Rolosen	16,839
26	12/5	at COL	W	08-16-02	3-0	25,77,33	Chimera	0-2	4-4	21-42	Norrena/Budaj	17,339
27	12/9	at STL	W	09-16-02	5-1	33p,91,52,17,91	Fedorov	1-4	7-8	24-25	Norrena/Bacashihua	11,831
28	12/10	OTT	W	10-16-02	6-2	61p,61p,49p,6p,49p,27	Fritsche	5-11	6-7	31-33	LeClaire/Gerber	15,797
29	12/12	at DAL	W	11-16-02	3-1	9,49,25	Fritsche	0-6	7-8	23-26	Norrena/Turco	17,411
30	12/14	at PHX	SOL	11-16-03	4-5	77,61,91s,9	Comrie	0-5	7-9	25-29	Tellqvist/Norrena	11,301
31	12/16	CHI	L	11-17-03	4-6	61p,9,33p,16	Smolinski	2-5	1-2	36-24	Khabibulin/Norrena	17,288
32	12/18	DET	W	12-17-03	4-3	25s,61,91,91p	Fedorov	1-6	4-4	26-36	Norrena/Osgood	17,046
33	12/20	at DET	L	12-18-03	0-5	-	Cleary	0-6	4-6	27-25	Hasek/Norrena	20,066
34	12/22	VAN	W	13-18-03	3-2	44,77p,61	Nash	1-6	4-5	22-33	Norrena/Luongo	15,861
35	12/23	at NYI	L	13-19-03	0-4	-	Blake	0-9	9-9	26-23	DiPietro/Norrena	11,797
36	12/26	BOS	OTW	14-19-03	5-4	25,91s,9,91p,9	Vyborny	1-6	5-6	42-26	Norrena/Thomas	17,376
37	12/28	DET	L	14-20-03	4-7	6,9,49p,52p	Cleary	2-4	2-3	25-36	Osgood/Norrena	17,408
38	12/29	at MIN	OTL	14-20-04	3-4	25p,38,16	Walz	1-4	8-11	29-24	Fernandez/Conklin	18,568
39	12/31	CHI	W	15-20-04	3-1	91p,27,10	Malhotra	1-4	5-5	24-22	Norrena/Khabibulin	18,136
40	1/3	at LA	L	15-21-04	3-1	-	Camalleri	0-4	9-10	26-32	Garon/Norrena	16,451
41	1/5	at ANA	W	16-21-04	4-3	97,97,33,27	Malhotra	0-7	6-7	33-36	Norrena/Khabibulin	17,405
42	1/6	at SJ	L	16-22-04	2-5	17p,13p	Ehrhoff	2-7	5-10	19-33	Toskala/LeClaire	17,496
43	1/9	STL	SOL	16-22-05	3-4	49,44,27p	Stempniak	1-5	3-4	22-24	Legace/Norrena	15,238
44	1/12	at NSH	L	16-23-05	0-2	-	Arnott	0-2	4-4	22-24	Vokoun/Norrena	14,136
45	1/13	NSH	L	16-24-05	1-4	6p	Smithson	1-8	3-3	40-17	Mason/Norrena	16,825
46	1/16	at CHI	OTW	17-24-05	5-4	91,97,37,33,25	Chimera	0-1	3-3	18-28	Conklin/Khabibulin	10,263
47	1/18	at NSH	L	17-25-05	0-4	-	Legwand	0-5	3-4	33-26	Mason/Conklin	10,927
48	1/19	DET	W	18-25-05	3-1	49,16p,52p	Svitov	2-8	6-6	27-42	Norrena/Hasek	18,136
49	1/25	BUF	W	19-25-05	3-2	61p,97,49	Fritsche	1-6	4-6	26-38	Norrena/Miller	18,136
50	1/27	MIN	W	20-25-05	3-2	97p,49p,77	Carter	2-7	8-9	22-37	Norrena/Fernandez	18,136
51	1/30	at VAN	SOW	21-25-05	3-2	77,49p,13x	Zherdev	1-2	1-3	22-37	Conklin/Luongo	18,630
52	1/31	at EDM	L	21-26-05	2-5	9p,33	Sykor	0-6	1-3	22-37	Markannen/Conklin	16,839
53	2/2	at CGY	L	21-27-05	2-6	97,25	Giordano	0-6	6-10	22-24	Kiprusoff/Conklin	19,289
54	2/6	PHX	L	21-28-05	0-3	-	Reinprecht	0-4	5-5	28-27	Joseph/Norrena	13,825
55	2/8	CGY	W	22-28-05	2-1	9,33	Modin	0-5	3-4	31-25	Norrena/McLennan	15,739
56	2/11	CHI	L	22-29-05	4-5	6p,77p,16,9	Bondra	2-4	3-4	28-28	Khabibulin/LeClaire	17,054
57	2/14	STL	L	22-30-05	2-4	61,16	Backes	0-3	3-3	22-17	Legace/LeClaire	14,295
58	2/16	SJ	W	23-30-05	3-0	33,17,91p	Modin	0-5	3-4	31-25	Norrena/Nabakov	16,045
59	2/18	MTL	L	23-31-05	2-3	13,17	Bouillon	0-4	4-4	33-28	Halak/LeClaire	16,116
60	2/20	at STL	SOL	23-31-06	4-5	9p,25,6p,61	Stempniak	2-4	5-8	31-35	Legace/Norrena	11,104
61	2/22	EDM	L	23-32-06	0-4	-	Horcoff	0-5	5-7	28-28	Rolosen/Norrena	15,241
62	2/24	at NYR	W	24-32-06	3-2	91,25s,61s	Nash	0-2	4-5	25-42	Norrena/Lundqvist	18,000
63	2/25	NSH	SOL	24-32-07	3-4	33p,45,6	Radulov	1-4	3-4	19-29	Mason/Conklin	16,220
64	2/27	at COL	L	24-33-07	2-3	61,61	Rycroft	0-4	1-2	23-23	Budaj/Norrena	17,127
65	3/2	at DAL	SOW	25-33-07	3-2	27,91,25x	Chimera	0-1	2-3	24-24	Norrena/Turco	17,147
66	3/3	at PHX	W	26-33-07	4-3	61,25,33p,61	Nash	1-6	5-7	27-35	Boucher/Joseph	16,207
67	3/7	LA	OTW	27-33-07	3-2	47,9,9p	Vyborny	1-4	4-5	30-29	Norrena/Garon	15,154
68	3/9	DAL	L	27-34-07	0-3	-	Zubov	0-3	3-5	30-31	Turco/Norrena	17,284
69	3/10	at NSH	L	27-35-07	1-2	17	Legwand	0-4	4-4	29-33	Vokoun/Norrena	17,113
70	3/14	at ANA	SOW	28-35-07	5-4	33p,13,13,61,9x	Vyborny	1-7	5-5	27-38	Norrena/Giguere	17,174
71	3/16	at SJ	L	28-36-07	0-3	-	Thornton	0-4	6-6	35-24	Toskala/Norrena	17,496
72	3/17	at LA	L	28-37-07	3-5	47,61,47	Blake	0-7	8-10	34-20	Garon/Norrena	17,197
73	3/20	CHI	W	29-37-07	5-2	17,33,33,23p,55p	Modin	2-7	4-5	30-24	Norrena/Khabibulin	15,195
74	3/22	at DET	SOW	30-37-07	2-1	55,91x	Fedorov	0-6	5-5	30-36	Norrena/Osgood	20,066
75	3/25	STL	W	31-37-07	4-1	23p,27,33,47	Malhotra	1-3	7-8	26-26	Norrena/Bacashihua	16,007
76	3/27	at STL	W	32-37-07	4-1	6p,33,33,61p	Modin	2-7	4-5	30-24	Norrena/Khabibulin	15,195
77	3/29	ANA	L	32-38-07	2-5	44,91	Getzlaf	0-4	3-6	25-31	Giguere/Norrena	15,340
78	3/30	at CHI	L	32-39-07	1-3	25p	Havlat	1-6	2-2	32-25	Lalime/Boucher	14,111
79	4/1	DET	L	32-40-07	1-4	61	Holmstrom	0-6	2-3	32-25	Hasek/Norrena	17,350
80	4/3	at DET	L	32-41-07	0-3	-	Calder	0-6	6-6	35-23	Hasek/Norrena	20,066
81	4/5	DAL	OTW	33-41-07	2-1	27,61	Nash	0-3	6-6	28-20	Norrena/Smith	15,997
82	4/7	ANA	L	33-42-07	3-4	61,17,25	Getzlaf	0-4	1-3	45-25	Bryzgalov/Norrena	17,391



## 2005-06 FINAL STATISTICS

Player	POS	GP	TOI	G	A	P	+/-	PIM	PP	SH	GW	S	S%
David Vyborny	RW	80	20:41	22	43	65	-9	50	5	2	6	145	15.2
Rick Nash	LW	54	18:15	31	23	54	5	51	11	0	4	170	18.2
Nikolai Zherdev	RW	73	17:35	27	54	50	-13	50	10	0	0	194	13.9
Sergei Fedorov	C	62	21:05	12	31	43	-1	64	3	1	2	142	8.5
	TOT	67	21:01	12	32	44	-2	66	3	1	2	160	7.5
Jan Hrdina	C	75	16:57	10	23	33	-8	78	4	1	0	78	12.8
Bryan Berard	D	44	22:39	12	20	32	-29	32	11	0	2	126	9.5
Manny Malhotra	C	58	16:21	10	21	31	1	41	1	1	0	102	9.8
Jason Chimera	LW	80	12:40	17	13	30	-10	95	1	1	5	127	13.4
Trevor Letowski	RW	81	16:32	10	18	28	-2	36	1	1	1	135	7.4
Duvie Westcott	D	78	22:34	6	22	28	1	133	1	1	0	113	5.3
Jaroslav Balastik	LW	66	12:50	12	10	22	-1	26	7	0	2	158	7.6
Adam Foote	D	65	24:33	6	16	22	-16	89	2	2	1	67	9.0
Rostislav Klesla	D	51	21:26	6	13	19	-4	75	2	0	1	84	7.1
Ron Hainsey	D	55	17:47	2	15	17	13	43	1	0	0	81	2.5
Dan Fritsche	C	59	10:16	6	7	13	-14	22	0	0	0	93	6.5
Mark Hartigan	C	33	11:38	9	3	12	-1	22	3	0	1	54	16.7
Jody Shelley	LW	80	5:58	3	7	10	-4	163	0	0	1	39	7.7
Todd Marchant	C	18	20:05	3	6	9	-1	20	0	0	0	42	7.1
Aaron Johnson	D	26	14:11	2	6	8	9	23	1	0	1	28	7.1
Radoslaw Suchy	D	79	19:55	1	7	8	-8	30	0	0	0	33	3.0
Luke Richardson	D	44	15:15	1	6	7	-18	30	0	0	0	24	4.2
Michael Rupp	RW	39	9:03	4	2	6	-3	58	0	0	0	38	10.5
	TOT	40	9:00	4	2	6	-3	58	0	0	0	39	10.3
Geoff Platt	C	15	11:12	0	5	5	-4	16	0	0	0	29	0.0
Gilbert Brule	C	7	13:11	2	2	4	-2	0	0	0	0	11	18.2
Tyler Wright	C	18	15:22	0	4	4	-3	20	0	0	0	26	0.0
Jamie Pushor	D	4	18:12	1	2	3	1	0	0	0	0	2	50.0
Cale Hulse	D	27	15:04	0	3	3	-9	43	0	0	0	27	0.0
Francois Beauchemin	D	11	17:16	0	2	2	-6	11	0	0	0	16	0.0
Pascal Leclaire	G	33	54:39	0	1	1	0	2	0	0	0	0	0.0
Marc Denis	G	49	56:51	0	1	1	0	2	0	0	0	0	0.0
Peter Sarno	C	1	10:42	0	0	0	0	0	0	0	0	0	0.0
Joe Motzko	RW	2	10:35	0	0	0	-2	0	0	0	0	3	0.0
Geoff Sanderson	LW	2	10:53	0	0	0	-1	0	0	0	0	7	0.0
Joakim Lindstrom	C	3	5:11	0	0	0	0	0	0	0	0	4	0.0
Cam Severson	LW	4	3:05	0	0	0	0	5	0	0	0	2	0.0
Ole-Kristian Tollefsen	D	5	16:18	0	0	0	-2	2	0	0	0	3	0.0
Andy Delmore	D	7	15:23	0	0	0	-1	2	0	0	0	7	0.0
Martin Prusek	G	9	41:29	0	0	0	0	0	0	0	0	0	0.0
Ben Simon	C	13	5:38	0	0	0	-4	4	0	0	0	7	0.0
Alexandre Picard	LW	17	9:08	0	0	0	-2	14	0	0	0	10	0.0
Steven Goertzen	RW	39	8:31	0	0	0	-17	44	0	0	0	23	0.0
<b>TOTALS</b>		<b>82</b>		<b>215</b>	<b>359</b>	<b>574</b>		<b>1396</b>	<b>64</b>	<b>10</b>	<b>27</b>	<b>2250</b>	<b>9.6</b>

Goaltenders	GP	MIN	GAA	W	L	OT	EN	SO	GA	SA	SV%
Martin Prusek	9	373	3.22	3	3	0	0	0	20	165	.870
Pascal Leclaire	33	1,804	3.23	11	15	3	2	0	97	1,084	.911
Marc Denis	49	2,786	3.25	21	25	1	6	1	151	1,505	.900
<b>TOTALS</b>	<b>82</b>	<b>4963</b>	<b>3.24</b>	<b>35</b>	<b>43</b>	<b>4</b>	<b>8</b>	<b>1</b>	<b>268</b>	<b>2754</b>	<b>.903</b>

## 2005-06 SEASON NOTES

- Completed their fifth season in the National Hockey League with a 35-43-4 record (74 pts.), finishing third in the Central Division, 13th in the Western Conference and 25th in the NHL.
- Set franchise records for wins, home wins (23), road wins (12) and points in a season.
- Club won a franchise record six consecutive games from Mar. 24-Apr. 3 (3-2 vs. Calgary on Mar. 24; 5-4 at Detroit on Mar. 25; 4-1 vs. San Jose on Mar. 28; 4-2 at St. Louis on Mar. 31; 5-2 vs. Chicago on Apr. 1; 3-1 at Nashville on Mar. 3).
- Scored 10 shorthanded goals, which ranked 14th-T in the NHL. The club scored six goals at home (10th-T in NHL) and four on the road (16th-T in NHL). The 10 goals are the second-most in club history (12 in 2002-03), while the six scored at home are a new club record (4 in 2002-03).
- Were 14-4 in games decided in overtime (6-1) or a shootout (8-3), leading the NHL in winning percentage (.777) and ranking second in OT/SO wins (Dallas, 15). The club was 8-0 at home, the only team in NHL without a OT/SO loss at home, while the six wins in overtime tied the club record set in 2003-04.
- The Blue Jackets were the best team in the NHL in games decided in overtime or shootouts since Jan. 1, 2004, posting a record of 20-0-9 and a winning percentage of .845.
- Completed the first half of 2005-06 with a record of 12-27-2 (26 pts.) and were 8-11-0 at home and 4-16-2 on the road. Over the second half of the season, the club posted a 23-16-2 mark (48 pts.) and was 15-7-0 at home and 8-9-2 on the road. In the second half, Columbus ranked eighth in the NHL and fifth-T in the Western Conference in wins (Detroit - 30) and 14th and eighth, respectively, in points (Detroit - 65).
- The Blue Jackets ranked third in the NHL by earning 21 points in games in which they trailed after two periods (9 wins, 3 SO losses), trailing only Dallas (27, 12-3) and Edmonton (22, 9-4). The club won nine games when trailing after two periods this season, which is more than in the club's first four seasons combined (six).
- Left wing Rick Nash tallied 31 goals and led the club in goals for the second-straight season, despite missing 28 games due to injury. He improved his plus/minus rating by 40 from 2003-04 (-35 to 5). He had 1-1-2 vs. Chicago on Apr. 15 to become the first player since 2000-01 (Mario Lemieux, 35 goals in 43 games), and just the fifth in the last 10 years, to record 30 goals in a season when playing in fewer than 60 games. Collected his first career hat trick at Detroit on Apr. 7.



# 2005-06 RESULTS

Gm	Date	Opponent	Result	Record	Score	CBJ Goal Scorers	W/T Goal	PP	PK	SF-SA	W/L Goalie	Attn.
1	10/5	at WSH	L	00-01-00	2-3	49,49	Zubrus	0-9	6-8	37-19	Kolzig/Leclaire	16,325
2	10/7	CGY	L	00-02-00	1-3	10p	Langkow	1-5	8-8	20-38	Kiprusoff/Denis	18,136
3	10/9	at CHI	W	01-02-00	3-2	25,4p,45	Shelley	1-4	7-8	27-32	Denis/Khabibulin	11,062
4	10/12	at SJ	L	01-03-00	1-4	21	Primeau	0-6	8-8	27-36	Nabokov/Denis	17,496
5	10/14	at ANA	L	01-04-00	3-4	38,9p,38p	Carney	2-9	5-6	19-36	Giguere/Leclaire	12,930
6	10/16	at LA	L	01-05-00	1-3	13	Cammalleri	0-7	7-9	20-31	LaBarbera/Denis	17,156
7	10/21	SJ	W	02-05-00	4-1	9,25p,52,25	Chimera	1-7	6-7	25-26	Denis/Toskala	15,388
8	10/22	DET	L	02-06-00	0-6	-	Williams	0-7	4-5	17-36	Legace/Denis	18,136
9	10/24	DET	L	02-07-00	2-6	4p,10	Datsyuk	1-8	6-9	33-37	Legace/Denis	16,098
10	10/26	NSH	OTW	03-07-00	3-2	10,42p,52s	Footo	1-6	10-12	34-24	Prusek/Vokoun	15,110
11	10/28	MIN	SOW	04-07-00	2-1	52,10x	Letowski	0-5	3-3	32-28	Prusek/Fernandez	15,669
12	10/29	at MIN	L	04-08-00	1-3	9p	Burns	1-9	7-8	16-24	Fernandez/Prusek	18,568
13	11/1	at EDM	L	04-09-00	1-5	97p	Hemsky	1-4	4-6	24-35	Markkanen/Denis	16,839
14	11/3	at CGY	L	04-10-00	1-2	9	Nilson	0-4	7-7	17-31	Kiprusoff/Denis	19,289
15	11/4	at VAN	L	04-11-00	3-5	13,9p,13	Carter	1-6	4-6	24-26	Auld/Denis	18,630
16	11/9	STL	W	05-11-00	3-1	9,9,26	Vyborny	0-3	8-9	23-25	Denis/Lalime	16,058
17	11/11	EDM	L	05-12-00	1-3	26	Pisani	0-5	1-1	30-21	Markkanen/Denis	18,136
18	11/13	LA	L	05-13-00	2-8	26,25	Prolov	0-4	6-8	29-28	Garon/Prusek	16,714
19	11/16	STL	L	05-14-00	0-2	-	Stempniak	0-5	5-5	36-16	Sanford/Denis	15,802
20	11/18	at DAL	L	05-15-00	3-6	4p,4p,15	Lehtinen	2-7	5-8	18-29	Turco/Prusek	18,532
21	11/20	at PHX	L	05-16-00	1-5	17	Nagy	0-6	7-9	24-33	Lenewa/Denis	13,953
22	11/23	NSH	L	05-17-00	2-4	13,27p	Legwand	1-6	7-8	37-41	Mason/Leclaire	15,833
23	11/25	COL	L	05-18-00	0-5	-	Svatos	0-1	2-4	35-34	Aebischer/Leclaire	18,136
24	11/26	at STL	W	06-18-00	4-3	27,22,17,47p	Johnson	1-3	4-5	19-34	Prusek/Sanford	15,002
25	11/30	at MIN	SOW	07-18-00	3-2	10,15,40x	Balastik	0-4	3-4	31-34	Leclaire/Roloson	18,568
26	12/1	at STL	L	07-19-00	1-4	40p	Wideman	1-8	8-11	26-44	Lalime/Leclaire	12,307
27	12/8	NYI	SOW	08-19-00	4-3	13p,52p,91p,9x	Vyborny	3-7	8-10	27-40	Leclaire/DiPietro	15,728
28	12/9	at ATL	L	08-20-00	2-5	40p,13	Petrovicky	1-5	5-6	28-31	Garnett/Leclaire	14,260
29	12/11	NJ	OTW	09-20-00	3-2	13,13p,4	Berard	1-5	7-7	39-30	Denis/Broder	17,157
30	12/13	PHI	L	09-21-00	1-3	38p	Forsberg	1-8	5-5	24-31	Esche/Denis	16,263
31	12/15	at CAR	L	09-22-00	1-2	20	Brind/Amour	0-4	6-7	26-32	Gerber/Leclaire	11,069
32	12/17	at NSH	L	09-23-00	3-7	61p,38s,9	Sullivan	1-4	8-9	26-32	Vokoun/Denis	16,020
33	12/20	at DET	SOL	09-23-01	3-4	61,15p,13	Williams	1-5	7-7	33-38	Osgood/Leclaire	20,066
34	12/21	DAL	L	09-24-01	3-5	40,61,20	Barnes	0-8	6-7	26-35	Hedberg/Leclaire	16,859
35	12/23	NSH	L	09-25-01	4-5	40p,15,40p,25s	Hall	2-10	4-7	39-22	Vokoun/Denis	16,330
36	12/26	CHI	OTW	10-25-01	4-3	97s,52s,13,40	Balastik	1-8	7-8	32-45	Denis/Khabibulin	17,441
37	12/28	ANA	W	11-25-01	1-0	25	Chimera	0-10	4-4	42-40	Denis/Giguere	17,387
38	12/30	at CHI	W	12-25-01	3-2	49,13,61	Nash	0-3	4-5	21-43	Denis/Anderson	13,229
39	12/31	at DET	L	12-26-01	2-5	61,25	Samuelsson	0-5	4-6	15-43	Osgood/Denis	20,066
40	1/5	at SJ	L	12-27-01	3-6	61p,20,61p	Stevenson	2-4	3-5	31-39	Toskala/Denis	15,275
41	1/7	at COL	SOL	12-27-02	2-3	91,61	Tanguay	0-2	5-7	21-48	Aebischer/Leclaire	18,007
42	1/8	at PHX	W	13-27-02	5-2	97,61,4p,4p,4p	Berard	3-4	8-9	15-34	Denis/Joseph	14,436
43	1/11	PIT	W	14-27-02	6-1	61,9,13p,40p,40,91	Vyborny	2-6	8-8	32-29	Leclaire/Sabourin	18,136
44	1/13	at TB	L	14-28-02	2-4	13p,9	St. Louis	1-3	6-6	24-39	Burke/Denis	20,426
45	1/14	at FLA	OTW	15-28-02	5-4	61,9,91,25,9p	Vyborny	1-8	6-7	23-52	Leclaire/Luongo	17,991
46	1/16	NYR	W	16-28-02	4-3	25,9p,45,61	Nash	1-3	1-1	32-36	Denis/Weekes	16,355
47	1/18	DET	L	16-29-02	0-4	-	Holmstrom	0-7	5-7	26-41	Osgood/Leclaire	17,089
48	1/20	STL	SOW	17-29-02	4-3	13p,9s,38,61x	Nash	1-4	7-7	35-44	Denis/Sanford	17,268
49	1/21	at NSH	L	17-30-02	2-7	105,4p	Perrault	1-4	4-7	29-48	Vokoun/Leclaire	15,116
50	1/24	VAN	W	18-30-02	6-5	25,38p,13p,4p,38p,10	Letowski	4-9	4-6	43-33	Denis/Auld	16,492
51	1/27	MIN	W	19-30-02	4-3	6,4p,61,91	Fedorov	1-9	4-6	25-28	Leclaire/Roloson	17,153
52	1/28	NSH	W	20-30-02	4-3	9,61p,15s,9	Vyborny	1-3	6-9	24-27	Denis/Vokoun	18,136
53	2/1	at CGY	SOW	21-30-02	2-1	13p,40x	Balastik	1-5	2-2	20-37	Denis/Kiprusoff	19,289
54	2/2	at EDM	SOW	22-30-02	1-1	13,25x	Chimera	0-4	6-6	19-28	Denis/Markkanen	16,839
55	2/6	at VAN	L	22-31-02	4-7	61,13p,97,61p	Sedin	2-9	6-11	33-38	Auld/Denis	18,630
56	2/8	LA	W	23-31-02	7-4	10,10,40p,25,9p,91,25	Vyborny	2-5	3-3	36-27	Denis/Garon	16,162
57	2/10	COL	L	23-32-02	1-4	38	Svatos	0-2	1-3	29-27	Budaj/Denis	18,136
58	2/11	at NSH	L	23-33-02	2-5	61,13	Upshall	0-4	4-6	25-36	Vokoun/Denis	17,113
59	3/2	at COL	L	23-34-02	0-1	-	Clark	0-6	6-7	24-40	Aebischer/Leclaire	18,007
60	3/4	at LA	L	23-35-02	2-3	13,13	Cammalleri	0-6	6-7	26-35	Garon/Denis	17,238
61	3/5	at ANA	SOW	24-35-02	3-2	40p,13p,61x	Nash	2-9	5-6	34-45	Leclaire/Giguere	16,124
62	3/7	CHI	L	24-36-02	1-3	27	Sharp	0-4	4-4	28-44	Anderson/Denis	16,137
63	3/9	PHX	W	25-36-02	5-4	61p,38,13,20,25	Chimera	1-7	4-5	30-33	Leclaire/Joseph	17,066
64	3/11	EDM	OTW	26-36-02	4-3	10,91,13,97	Klesla	0-6	4-6	31-21	Denis/Roloson	18,136
65	3/13	at STL	OTL	26-36-03	2-3	61,25	Backman	0-4	5-7	30-37	Lalime/Leclaire	12,130
66	3/15	at CHI	L	26-37-03	2-3	45,61p	Calder	1-5	3-3	35-29	Khabibulin/Denis	10,130
67	3/17	VAN	L	26-38-03	2-3	6p,27	Morrison	1-6	3-5	24-33	Auld/Leclaire	16,163
68	3/19	ANA	L	26-39-03	3-4	13p,49,61	Lupul	1-9	5-6	28-29	Giguere/Denis	16,519
69	3/21	PHX	L	26-40-03	2-5	52p,91	Doan	1-4	4-5	33-36	Joseph/Leclaire	15,581
70	3/24	CGY	W	27-40-03	3-2	27,13,25	Chimera	0-7	7-8	28-28	Denis/Kiprusoff	17,041
71	3/25	at DET	SOW	28-40-03	5-4	97,9,61,27,40x	Balastik	0-2	3-3	27-44	Leclaire/Osgood	20,006
72	3/28	SJ	W	29-40-03	4-1	61,61p,42,27	Nash	1-2	5-5	23-29	Denis/Toskala	16,094
73	3/31	at STL	W	30-40-03	4-2	40,25,61,61p	Nash	1-4	6-6	20-30	Leclaire/Lalime	14,101
74	4/1	CHI	W	31-40-03	5-2	13,42,40,42p,9s	Balastik	1-7	6-7	24-29	Denis/Anderson	17,394
75	4/3	at NSH	W	32-40-03	3-1	275,42,2	Chimera	0-8	9-10	28-37	Leclaire/Mason	12,073
76	4/7	at DET	SOL	32-40-04	5-6	61p,42,49,61,61	Holmstrom	1-3	2-3	23-36	Legace/Denis	20,066
77	4/8	DET	L	32-41-04	2-4	38,27	Williams	0-2	4-4	29-30	Osgood/Leclaire	18,136
78	4/11	at DAL	L	32-42-04	2-3	15,91	Svoboda	0-4	5-7	17-26	Turco/Denis	18,543
79	4/13	STL	W	33-42-04	4-1	91p,42,47,27	Hartigan	1-7	5-5	31-27	Leclaire/Bacashihua	16,262
80	4/15	CHI	W	34-42-04	5-2	49,42,9,9,61	Vyborny	0-4	2-2	29-36	Denis/Khabibulin	16,555
81	4/16	at CHI	L	34-43-04	3-4	9,61p,9,15	Calder	1-5	9-11	16-41	Anderson/Leclaire	10,733
82	4/18	DAL	W	35-43-04	5-4	9,10,5,42p,91p	Fedorov	2-5	4-5	31-36	Denis/Hedberg	17,103

## 2003-04 FINAL STATISTICS

Player	POS	GP	TOI	G	A	PTS	+/-	PIM	PP	SH	GW	GT	S	S%
Rick Nash	LW	80	17:37	41	16	57	-35	87	19	0	7	2	269	15.2
David Vyborny	RW	82	20:22	22	31	53	-26	40	8	4	2	0	158	13.9
Nikolai Zherdev	LW	57	16:10	13	21	34	-11	54	5	0	1	0	137	9.5
Todd Marchant	C	77	20:38	9	25	34	-17	34	4	0	2	0	163	5.5
Trevor Letowski	RW	73	16:19	15	17	32	-12	16	4	0	1	0	126	11.9
Geoff Sanderson	LW	67	16:20	13	16	29	-9	34	5	0	1	0	191	6.8
Anders Eriksson	D	66	20:42	7	20	27	-6	18	2	0	1	1	84	8.3
Andrew Cassels	C	58	19:17	6	20	26	-24	26	2	0	0	1	91	6.6
Manny Malhotra	C	56	14:47	12	13	25	-5	24	1	0	2	0	103	11.7
	TOT	65	13:48	12	13	25	-7	28	1	0	2	0	107	11.2
Brian Holzinger	C	13	15:17	1	0	1	-4	2	0	0	0	0	14	7.1
	CBJ	74	16:33	7	15	22	-31	40	1	1	1	0	96	7.3
Jaroslav Spacek	D	58	23:26	5	17	22	-13	45	2	1	2	0	108	4.6
Tyler Wright	C	68	14:34	9	9	18	-19	63	2	0	3	0	109	8.3
Darryl Sydor	D	49	21:54	2	13	15	-19	26	1	0	0	0	80	2.5
Rostislav Klesla	D	47	18:19	2	11	13	-16	27	0	0	1	0	74	2.7
Alexander Svitov	C	29	12:39	2	6	8	-8	16	0	0	0	0	36	5.6
	TOT	40	11:43	2	9	11	-8	20	0	0	0	0	52	3.8
Lasse Pirjeta	C	57	10:46	2	8	10	-6	20	0	0	0	0	78	2.6
Derrick Walser	D	27	18:23	1	8	9	-6	22	1	0	0	0	35	2.9
Aaron Johnson	D	29	15:01	2	6	8	-2	32	0	0	1	0	33	6.1
Duvie Westcott	D	34	21:10	0	7	7	-15	39	0	0	0	0	43	0
Jody Shelley	LW	76	7:14	3	3	6	-10	228	1	0	0	0	62	4.8
Luke Richardson	D	64	20:07	1	5	6	-11	48	0	0	1	0	34	2.9
Mark Hartigan	C	9	16:18	1	3	4	-2	6	1	0	0	0	15	6.7
Espen Knutsen	C	14	15:27	0	4	4	-5	2	0	0	0	0	11	0
Scott Lachance	D	77	18:58	0	4	4	-23	44	0	0	0	0	35	0
David Ling	RW	50	7:45	1	2	3	-3	98	0	0	0	0	45	2.2
Tim Jackman	RW	19	9:55	1	2	3	-7	16	0	0	0	0	18	5.6
Kent McDonnell	RW	29	10:17	1	2	3	-7	36	0	0	0	0	23	4.3
Andrej Nedorost	LW	9	13:02	2	0	2	0	6	0	0	0	0	16	12.5
Brad Moran	C	2	10:03	1	1	2	-1	2	0	0	0	0	4	25
Todd Rohloff	D	24	19:14	0	2	2	-12	8	0	0	0	0	16	0.0
Marc Denis	G	66	58:16	0	2	2	0	10	0	0	0	0	0	0
Donald MacLean	C	4	11:41	1	0	1	-1	0	0	0	0	0	10	10
Dan Fritsche	C	19	8:24	1	0	1	-5	12	0	0	0	0	19	5.3
Jeremy Reich	C	9	7:38	0	1	1	-3	20	0	0	0	0	3	0
Darrel Scoville	D	8	19:14	0	1	1	-4	6	0	0	0	0	5	0
Zenith Komarniski	D	2	14:48	0	0	0	0	0	0	0	0	0	1	0
Mike Pandolfo	LW	3	8:18	0	0	0	-2	0	0	0	0	0	3	0
Greg Mauldin	C	6	8:47	0	0	0	-2	4	0	0	0	0	6	0
Joe Motzko	RW	2	7:15	0	0	0	0	0	0	0	0	0	1	0
Jamie Pushor	D	7	13:12	0	0	0	-2	2	0	0	0	0	6	0.0
J.-L. Grand-Pierre	RW	16	7:25	0	0	0	-3	12	0	0	0	0	15	0.0
Fred Brathwaite	G	21	50:01	0	0	0	0	2	0	0	0	0	0	0
Pascal Leclaire	G	2	59:45	0	0	0	0	0	0	0	0	0	0	0
<b>TOTALS</b>		<b>82</b>		<b>198</b>	<b>333</b>	<b>531</b>		<b>1275</b>	<b>60</b>	<b>6</b>	<b>28</b>	<b>4</b>	<b>2535</b>	<b>7.8</b>
Goaltenders	GP	MIN	GAA	W	L	T	EN	SO	GA	SV	SV%			
Marc Denis	66	3,796	2.56	21	36	7	5	5	162	1,808	.918			
Fred Brathwaite	21	1,050	3.37	4	11	1	0	1	59	515	.897			
Pascal Leclaire	2	119	3.53	0	2	0	0	0	7	62	.899			
<b>Totals</b>	<b>89</b>	<b>4,965</b>	<b>2.76</b>	<b>25</b>	<b>49</b>	<b>8</b>	<b>5</b>	<b>6</b>	<b>228</b>	<b>2,385</b>	<b>.913</b>			

## 2003-04 SEASON NOTES

- Posted a 25-45-8-4 record (62 pts.) in their fourth NHL season, finishing fourth in the Central Division, 14th in the Western Conference and 27th in the under head coaches Doug MacLean and Gerard Gallant. Gallant took over as interim head coach on Jan. 1 and led club to a 16-24-4-1 record, including a season-high and club record-tying four consecutive wins from Mar. 21-27.
- The Blue Jackets successfully killed off 287-of-337 opponent power plays for an 85.2 percent penalty killing percentage, which ranked ninth in the NHL and was the second-highest in club history. Club killed off 134-of-152 at home (88.2 pct./4th in NHL) and 153-of-185 on the road (82.7 pct./17th in NHL). The club finished the season by killing off 68-of-73 (93.2 pct.) over the final 17 games.
- The Blue Jackets dressed 12 different players who were born in the 1980s with those players accounting for 43.5 percent of the club's goals (77-of-177). Columbus dressed all four of its first round draft picks - D Rostislav Klesla (2000), G Pascal Leclaire (2001), LW Rick Nash (2002) and RW Nikolai Zherdev (2003) - for the first time vs. San Jose on Dec. 31 and all four played in their first game together at Phoenix on Feb. 20.
- Left wing Rick Nash won the Rocket Richard trophy as the NHL's leading goal scorer (41 - tied with Atlanta's Ilya Kovalchuk and Calgary's Jarome Iginla), becoming the youngest player in NHL history to lead the league in goal scoring. The 19-year-old finished the season with 41-16-57 in 80 games and also led the NHL with a team-record 19 power play goals. He was the first teenager to play in the All-Star Game since Quebec's Owen Nolan (19 years, 340 days) and Pittsburgh's Jaromir Jagr (19 years, 337 days) in 1992.
- Right wing Nikolai Zherdev made his Blue Jackets debut on Dec. 2 and went on to tally 13-21-34 and 54 PIM in 57 games. He ranked in the top 10 among NHL rookies in points per game (3rd, 0.60), assists (5th), points (T-6th), power play goals (T-6th), shots (T-6th, 137) and goals (T-9th) and had 1-1-2 in the YoungStars Game as part of the NHL's All-Star weekend.
- Right wing David Vyborny led the club with four shorthanded goals, which tied for fourth in the NHL and established a new club record (Mike Sillinger - 3, 2002-03). He set career marks to finish second on the club in goals and points with 22-31-53 in 82 games. He led the club in assists and was the only player to compete in every game, extending his consecutive games played streak to 162. He notched his first career hat trick Nov. 7 vs. Atlanta, tied a team record with five points (1-4-5) Feb. 28 vs. Colorado and was named the NHL Player of Week (Feb. 23-29).
- Goaltender Marc Denis went 21-36-7 with a 2.56 goals-against average, .918 save percentage and five shutouts in 2003-04, tying his career high and the franchise record for shutouts in a season. He also set a career high in save percentage, eclipsing his previous best of .917 in 1999-00 with Colorado.

# 2003-04 RESULTS

Gm	Date	Opponent	Result	Record	Score	CBJ Goal Scorers	W/T Goal	PP	PK	SF-SA	W-L Goalie	Attn.
1	10/9	at ATL	L	0-1-0-0	1-2	38	Tamer	0-6	7-8	27-27	Nurminen/Denis	17,918
2	10/11	NVR	W	1-1-0-0	5-0	10,9p,20,61p,5p	Letowski	3-11	3-3	36-25	Denis/Markkanen	18,136
3	10/13	VAN	W	2-1-0-0	3-2	9p,26,61	Nash	1-4	4-4	26-29	Denis/Cloutier	16,580
4	10/16	CHI	W	3-1-0-0	2-1	61p,26p	Marchant	2-7	3-3	36-31	Denis/Thibault	16,158
5	10/18	at NSH	L	3-2-0-0	2-3	32,9p	G. Johnson	1-5	4-4	28-33	Vokoun/Brathwaite	10,499
6	10/22	at DET	L	3-3-0-0	1-4	61	Datsyuk	0-5	1-2	19-28	Legace/Denis	20,066
7	10/23	TB	L	3-4-0-0	0-1	-	Lecavalier	0-4	2-2	20-28	Grahame/Denis	16,542
8	10/25	DAL	L	3-5-0-0	2-3	61p,38	Dimaio	1-8	1-1	27-34	Turco/Denis	18,136
9	10/28	at VAN	L	3-6-0-0	3-6	9,5,61	Chubarov	0-5	1-2	19-28	Hedberg/Brathwaite	18,630
10	10/30	at EDM	OTL	3-6-0-1	3-4	61,9s,61p	Isbister	1-4	5-5	22-41	Salo/Denis	15,946
11	11/1	at CGY	L	3-7-0-1	0-3	-	Leopold	0-5	2-3	15-34	McLennan/Denis	14,539
12	11/7	ATL	W	4-7-0-1	4-2	9,8,9,9s	Vyborny	0-6	4-5	23-14	Denis/Dafoe	16,827
13	11/9	CGY	W	5-7-0-1	4-3	45p,45,25p,8p	Sanderson	3-8	5-5	28-45	Denis/Sabourin	17,957
14	11/11	at MTL	T	5-7-1-1	1-1	61p	Nash	1-3	5-5	36-31	Denis/Garon	18,765
15	11/13	at OTT	L	5-8-1-1	2-5	10p,9s	Hossa	1-9	7-12	17-35	Lalime/Brathwaite	15,297
16	11/14	BOS	L	5-9-1-1	0-4	-	McGillis	0-3	1-2	24-27	Potvin/Denis	18,136
17	11/16	PHX	T	5-9-2-1	2-2	61p,25	Cassels	1-4	3-4	27-31	Denis/Burke	16,631
18	11/19	at DET	L	5-10-2-1	1-5	8p	Hull	1-3	4-5	38-42	Legace/Denis	20,066
19	11/20	DET	W	6-10-2-1	3-0	61,25,49	Nash	0-3	3-3	24-25	Denis/Legace	18,136
20	11/22	NVI	W	7-10-2-1	2-1	61,26	Marchant	0-5	6-6	29-25	Brathwaite/DiPietro	16,578
21	11/25	EDM	T	7-10-3-1	3-3	27,8p,10p	Dvorak	2-5	4-4	34-34	Denis/Conklin	16,465
22	11/26	at NSH	L	7-11-3-1	2-4	61,27	Orszagh	0-3	7-8	28-33	Vokoun/Denis	10,185
23	11/29	WSH	L	7-12-3-1	3-5	61,28,61p	Bondra	1-4	1-2	28-24	Kolzig/Denis	17,158
24	12/2	ANA	W	8-12-3-1	2-1	9p,61p	Nash	2-6	3-3	32-31	Denis/Gerber	16,525
25	12/4	NSH	L	8-13-3-1	2-4	13,61	G. Johnson	0-3	4-4	39-24	Vokoun/Denis	16,166
26	12/6	at COL	L	8-14-3-1	1-5	61	Sakic	0-6	1-4	36-38	Sauve/Denis	18,007
27	12/10	PHI	T	8-14-4-1	1-1	27	Kapanen	0-2	5-5	20-41	Brathwaite/Boucher	17,063
28	12/12	STL	OTL	8-14-4-2	2-3	25,61p	Weight	1-6	1-2	32-33	Johnson/Brathwaite	17,892
29	12/13	at PIT	L	8-15-4-2	3-5	23p,13,10	Holzinger	1-4	3-5	26-35	Caron/Brathwaite	11,989
30	12/16	at STL	OTL	8-15-4-3	1-2	25p	Tkachuk	1-4	3-4	27-37	Osgood/Denis	16,091
31	12/19	CGY	L	8-16-4-3	1-2	61	Lombardi	0-13	6-6	34-21	Kiprusoff/Denis	16,561
32	12/20	at MIN	L	8-17-4-3	2-5	8,10	Zyuzin	0-5	1-1	29-35	Rolosen/Denis	18,568
33	12/23	PHX	L	8-18-4-3	1-2	61	Tanabe	0-5	1-2	28-26	Burke/Brathwaite	16,993
34	12/26	at CHI	W	9-18-4-3	4-1	9,27,61,9	Malhotra	0-2	2-2	33-31	Brathwaite/Leighton	13,517
35	12/27	DAL	L	9-19-4-3	3-4	13,61,20	Matvichuk	0-3	2-3	24-18	Turco/Denis	17,419
36	12/29	STL	L	9-20-4-3	2-3	8p,26p	R. Johnson	2-6	4-5	25-34	Johnson/Denis	17,715
37	12/31	SJ	L	9-21-4-3	0-1	-	McCaughey	0-4	3-3	26-29	Nabokov/Denis	18,136
38	1/2	at TB	W	10-21-4-3	2-0	44,27	Klesla	0-1	1-1	15-37	Denis/Grahame	13,609
39	1/3	at FLA	L	10-22-4-3	0-1	-	Weiss	0-4	3-3	42-34	Luongo/Denis	15,874
40	1/6	at COL	L	10-23-4-3	0-6	-	Blake	0-7	1-2	35-36	Aebischer/Brathwaite	18,007
41	1/8	at SJ	OTW	11-23-4-3	3-2	28,42p,61p	Nash	2-6	3-3	25-36	Denis/Nabokov	14,549
42	1/10	at LA	T	11-23-5-3	2-2	2p,26	Klatt	1-3	0-2	33-32	Denis/Cechmanek	18,118
43	1/11	at ANA	T	11-23-6-3	2-2	13,61	Nash	0-5	7-7	37-43	Gerber/Denis	15,559
44	1/15	at STL	L	11-24-6-3	3-5	13p,26,8	Boguniecki	1-5	2-4	26-26	Divis/Denis	17,709
45	1/16	LA	OTW	12-24-6-3	3-2	8,61p,61	Nash	1-7	1-1	31-24	Denis/Cechmanek	17,238
46	1/18	EDM	T	12-24-7-3	4-4	9,28,13p,61p	Brewer	2-6	3-4	38-30	Denis/Conklin	18,136
47	1/21	STL	W	13-24-7-3	3-1	26p,27,27	Malhotra	1-6	5-5	30-28	Denis/Osgood	16,242
48	1/22	at CHI	L	13-25-7-3	0-7	-	Moen	0-2	4-5	30-39	Anderson/Brathwaite	11,347
49	1/24	CHI	W	14-25-7-3	4-3	61p,27,61p,28	Wright	2-13	4-5	34-23	Denis/Anderson	18,136
50	1/27	NJ	L	14-26-7-3	3-4	61p,28,41	Gionta	1-5	2-3	31-39	Brodery/Denis	18,136
51	1/29	NSH	L	14-27-7-3	4-6	8p,10,10p,28p	Walker	3-6	3-6	31-31	Vokoun/Brathwaite	16,335
52	1/31	MIN	OTW	15-27-7-3	2-1	9p,2	Eriksson	1-3	5-5	29-32	Denis/Rolosen	18,136
53	2/2	at PHX	T	15-27-8-3	3-3	2,9s,2	Eriksson	0-4	6-6	29-32	Denis/Boucher	12,291
54	2/4	DAL	L	15-28-8-3	0-1	-	Arnott	0-4	4-4	18-29	Turco/Denis	18,012
55	2/11	LA	OTW	16-28-8-3	3-2	3p,47,9	Vyborny	1-6	1-1	34-32	Denis/Cechmanek	16,221
56	2/12	at TOR	L	16-29-8-3	1-4	26	Roberts	0-3	3-5	19-28	Belfour/Denis	19,356
57	2/14	SJ	OTL	16-29-8-4	1-2	8	Sturm	0-4	4-4	24-50	Nabokov/Denis	18,136
58	2/16	NSH	W	17-29-8-4	4-2	27,27p,3s,17	Spacek	1-5	4-4	23-34	Denis/Vokoun	17,340
59	2/18	at ANA	L	17-30-8-4	1-3	8	Prospal	0-5	5-5	20-30	Giguere/Denis	12,898
60	2/20	at PHX	L	17-31-8-4	2-3	10,3	Langkow	0-6	5-6	28-31	Pelletier/Leclaire	14,327
61	2/21	at LAK	L	17-32-8-4	3-4	45,61,61	Laperriere	0-4	5-6	21-42	Huet/Denis	18,118
62	2/23	at SJ	L	17-33-8-4	2-4	44,2	Cheechoo	0-3	4-5	26-38	Nabokov/Leclaire	14,886
63	2/25	CHI	L	17-34-8-4	3-4	9,2,28p	Caldor	1-5	4-4	42-28	Anderson/Denis	17,220
64	2/27	at CHI	W	18-34-8-4	4-3	46,9p,8,22	Richardson	1-5	4-6	29-36	Brathwaite/Leighton	12,477
65	2/28	COL	OTW	19-34-8-4	5-4	9p,8,13p,27,3p	Spacek	3-7	4-5	44-36	Denis/Sauve	18,136
66	3/2	at CAR	W	20-34-8-4	3-0	61p,10,27	Nash	1-4	4-4	17-25	Denis/Weekes	9,839
67	3/3	DAL	L	20-35-8-4	2-4	61p,61p	Guerin	2-3	3-3	17-36	Tugnutt/Denis	18,008
68	3/6	VAN	L	20-36-8-4	0-4	-	Ohlund	0-6	2-2	32-24	Hedberg/Denis	18,136
69	3/8	CAR	L	20-37-8-4	1-4	61p	Cole	1-5	3-4	28-38	Irbe/Brathwaite	16,411
70	3/11	DET	L	20-38-8-4	2-4	10,13	Hull	0-5	4-4	33-35	Joseph/Denis	18,136
71	3/13	at STL	L	20-39-8-4	3-5	16,10,10	Tkachuk	0-3	3-5	22-32	Osgood/Denis	19,661
72	3/14	at MIN	L	20-40-8-4	2-3	9p,10p	Dalgle	2-2	6-6	21-30	Fernandez/Denis	18,568
73	3/16	at EDM	L	20-41-8-4	2-3	16,25	Moreau	0-4	3-3	23-25	Conklin/Denis	16,839
74	3/18	at CGY	L	20-42-8-4	0-2	-	Lombardi	0-7	4-4	23-37	Kiprusoff/Denis	17,479
75	3/21	at VAN	W	21-42-8-4	5-4	19,61,13,26p,13	Zherdev	1-2	6-6	23-31	Denis/Hedberg	18,630
76	3/24	MIN	W	22-42-8-4	2-0	47,61	A. Johnson	0-2	8-8	23-20	Denis/Rolosen	17,732
77	3/26	ANA	W	23-42-8-4	3-1	9,28,13	Wright	0-4	4-5	29-44	Brathwaite/Gerber	18,136
78	3/27	at NSH	OTW	24-42-8-4	3-2	61,13p,28	Wright	1-5	7-7	32-37	Denis/Vokoun	17,113
79	3/29	at BUF	L	24-43-8-4	0-6	-	Kalinin	0-5	3-3	23-39	Biron/Brathwaite	15,263
80	3/31	DET	L	24-44-8-4	2-3	10,36	Lang	0-7	1-1	32-30	Legace/Denis	18,136
81	4/2	COL	L	24-45-8-4	2-4	13p,3	Svatos	1-5	3-4	39-40	Aebischer/Denis	18,136
82	4/3	at DET	W	25-45-8-4	4-1	2p,61,10,9	Nash	1-2	4-4	17-33	Denis/Legace	20,066



Player	POS	GP	TOI	G	A	PTS	+/-	PIM	PP	SH	GW	GT	S	S%
Ray Whitney	LW	81	21:00	24	52	76	-26	22	8	2	2	1	235	10.2
Andrew Cassels	C	79	19:51	20	48	68	-4	30	9	1	5	0	113	17.7
Geoff Sanderson	LW	82	18:43	34	33	67	-4	34	15	2	2	0	286	11.9
David Vyborny	RW	79	16:20	20	26	46	12	16	4	1	4	0	125	16.0
Jaroslav Spacek	D	81	24:47	9	36	45	-23	70	5	0	1	0	166	5.4
Mike Sillinger	C	75	19:08	18	25	43	-21	52	9	3	3	0	128	14.1
Rick Nash	LW	74	13:56	17	22	39	-27	78	6	0	2	0	154	11.0
Tyler Wright	C	70	16:07	19	11	30	-25	113	3	2	3	0	108	17.6
Grant Marshall	RW	66	13:56	8	20	28	-8	71	3	0	2	0	96	8.3
Lasse Pirjeta	LW	51	11:28	11	10	21	-4	12	2	0	2	0	80	13.8
Derrick Walsler	D	53	14:51	4	13	17	-9	34	3	0	2	0	86	4.7
Rostislav Klesla	D	72	18:45	2	14	16	-22	71	0	0	0	0	89	2.2
Sean Pronger	C	78	11:31	7	6	13	-26	72	1	0	0	0	67	10.4
Luke Richardson	D	82	23:31	0	13	13	-16	73	0	0	0	0	56	0.0
Espen Knutsen	C	31	16:44	5	4	9	-15	20	3	0	1	0	28	17.9
Matt Davidson	RW	34	11:48	4	5	9	-12	18	0	0	0	0	28	14.3
Hannes Hyvonen	RW	36	10:02	4	5	9	-11	22	0	0	0	0	48	8.3
Duvie Westcott	D	39	18:40	0	7	7	-3	77	0	0	0	0	27	0.0
David Ling	RW	35	7:56	3	2	5	-6	86	0	0	0	0	37	8.1
Jody Shelley	LW	68	6:07	1	4	5	-5	249	0	0	0	0	39	2.6
Tomi Kallio	RW	12	14:52	1	2	3	-7	8	0	0	0	0	20	5.0
Darren Van Impe	D	14	18:28	1	1	2	-6	10	0	1	0	1	11	9.1
J-L Grand-Pierre	D	41	13:38	1	0	1	-6	64	0	0	0	0	32	3.1
Andrej Nedorost	C	12	9:15	0	1	1	-6	4	0	0	0	0	10	0.0
Jamie Allison	D	48	11:56	0	1	1	-15	99	0	0	0	0	23	0.0
Scott Lachance	D	61	20:00	0	1	1	-20	46	0	0	0	0	35	0.0
Mathieu Darche	LW	1	6:57	0	0	0	-1	0	0	0	0	0	0	0.0
Darrel Scoville	D	2	14:30	0	0	0	0	4	0	0	0	0	1	0.0
Kent McDonell	RW	3	8:40	0	0	0	-1	0	0	0	0	0	4	0.0
Blake Bellefeuille	C	3	7:00	0	0	0	0	0	0	0	0	0	0	0.0
Kevin Dineen	RW	4	10:40	0	0	0	0	12	0	0	0	0	7	0.0
Paul Manning	D	8	13:02	0	0	0	0	2	0	0	0	0	4	0.0
Jean-Francois Labbe	G	11	41:00	0	0	0	0	2	0	0	0	0	0	0.0
Marc Denis	G	77	58:35	0	0	0	0	6	0	0	0	0	0	0.0
<b>TOTALS</b>		<b>82</b>		<b>213</b>	<b>362</b>	<b>575</b>		<b>1,505</b>	<b>71</b>	<b>12</b>	<b>29</b>	<b>2</b>	<b>2,143</b>	<b>9.9</b>

Goalenders	GP	MIN	GAA	W	L	T	EN	SO	GA	SV	SV%
Marc Denis	77	4,511	3.09	27	41	8	3	5	232	2,404	.903
Jean-Francois Labbe	11	451	3.59	2	4	0	1	0	27	233	.884
<b>TOTALS</b>	<b>82</b>	<b>4,984</b>	<b>3.17</b>	<b>29</b>	<b>45</b>	<b>8</b>	<b>4</b>	<b>5</b>	<b>263</b>	<b>2,641</b>	<b>.900</b>

## 2002-03 SEASON NOTES

- Posted 29-42-8-3 record (69 pts.) in their third NHL season, finishing fifth in the Central Division, 15th in the Western Conference and 28th in the NHL under head coaches Dave King and Doug MacLean. The club went 14-20-4-2 under King and 15-22-4-1 with MacLean.
- Set franchise record with 29 wins, surpassing inaugural season total of 28, while the club's 69 points represented a 12-point improvement from 2001-02 and fell just two shy of the club record of 71 set in 2000-01.
- Established franchise record for home wins and points in a season after registering 20-14-5-2 record (47 pts.) at Nationwide Arena. The Jackets set a franchise record regulation unbeaten streak at home from Jan. 20-Feb. 12 (4-0-2-0) and also had a five-game streak from Oct. 27-Nov. 9 (4-0-0-1). The club averaged 17,744 fans per game, including 23 sellouts.
- Won three consecutive road games for the first time in franchise history (2-1 at Minnesota on Jan. 8, 3-2 at Vancouver on Jan. 10 and 7-2 at Calgary on Jan. 11).
- Despite being the last team in the NHL to record an overtime win in 2002-03 (2-1 at Montreal on Feb. 13), Columbus finished the campaign with a 5-1-2 record in its last eight overtime contests and 4-3-8 overall.
- Netted a franchise record 71 power play goals and finished fourth in the NHL in penalty killing on home ice with a 86.5% success rate. The club also set a record with 12 shorthanded goals, tying for second best in the League. Mike Sillinger led the club with three shorthanded tallies and finished tied for second in the NHL with six shorthanded points.
- Goaltender Marc Denis set the NHL record for minutes played with 4,511 in 77 games, surpassing the mark of 4,433 set by New Jersey's Martin Brodeur in 1995-96. He also led the NHL in appearances, shots faced (2,404) and saves (2,172). His 77 games are tied for second on the all-time list, trailing only St. Louis' Grant Fuhr who appeared in 79 during the 1995-96 campaign. He had consecutive games started streaks of 21 (Nov. 27-Jan. 10), 20 (Oct. 10-Nov. 22), 16 (Jan. 13-Feb. 19) and 15 (Feb. 23-Mar. 24). He failed to start in consecutive games just once this season (Mar. 25 at Los Angeles and Mar. 28 at Edmonton).
- Left wing Ray Whitney became the second Blue Jacket to appear in the NHL All-Star Game. He tallied 24-52-76 in 81 games to set club records for points, assists and multi-point games (19) in a season. Whitney tied for first in the NHL with 34 power play assists.
- Left wing Geoff Sanderson topped the 30-goal mark for the sixth time in his NHL career and second time with the Blue Jackets. He established a team record with 34 goals.
- Jaroslav Spacek shattered the club record for points by a defenseman by collecting 9-36-45 in 81 games.
- Tyler Wright became the first Blue Jacket to net multiple hat tricks in a single season, notching three-goal games Oct. 27 vs. Los Angeles and Mar. 20 vs. Toronto.



# 2002-03 RESULTS

Gm	Date	Opponent	Result	Record	Score	CBJ Goal Scorers	W/T Goal	PP	PK	SF-SA	W-L Goalie	Attn.
1	10/10	CHI	W	1-0-0-0	2-1	61,16p	Sillinger	1-6	6-7	33-32	Denis/Thibault	18,136
2	10/12	at NJ	L	1-1-0-0	2-3	19p,34	Elias	1-6	9-9	20-23	Brouder/Denis	17,098
3	10/14	PHX	L	1-2-0-0	2-4	21p,3	Wilsom	1-11	6-9	32-36	Boucher/Denis	18,136
4	10/17	at STL	L	1-3-0-0	1-7	3p	Boguniecki	1-5	6-10	23-33	Divis/Denis	14,708
5	10/19	FLA	W	2-3-0-0	4-1	29p,9,25p,8	Vyborny	2-4	6-6	22-27	Denis/Luongo	17,424
6	10/23	TB	T	2-3-1-0	2-2	8,8p	Andreychuk	1-8	5-6	26-27	Hodson/Labbe	17,306
7	10/25	SJ	L	2-4-1-0	4-5	29p,14p,14,24	Dampousse	2-4	5-6	24-38	Kiprusoff/Denis	16,802
8	10/27	LA	W	3-4-1-0	5-1	8,28,24,28s,28p	Wright	1-6	4-4	33-25	Denis/Storr	17,106
9	10/29	at CHI	L	3-5-1-0	2-3	3,21	Arnason	0-3	4-4	22-22	Thibault/Denis	10,203
10	11/1	DAL	W	4-5-1-0	4-2	14,16p,25p,28	Cassels	2-8	7-7	28-40	Denis/Tugnutt	17,203
11	11/3	BUF	W	5-5-1-0	3-2	28,25p,23p	Walsler	2-7	5-5	26-32	Denis/Biron	18,136
12	11/5	WSH	OTL	5-5-1-1	3-4	8p,28p,14p	Bondra	3-7	2-3	29-37	Charpentier/Denis	16,532
13	11/7	at STL	W	6-5-1-1	5-2	8,23p,25p,14,25s	Cassels	2-6	5-5	31-28	Denis/Brathwaite	17,278
14	11/9	NYR	W	7-5-1-1	6-3	61,24,61,8,19,28s	Sanderson	0-4	6-6	25-34	Denis/Blackburn	18,136
15	11/12	at COL	L	7-6-1-1	4-5	16s,8p,8p,3	Reinprecht	2-4	6-7	35-51	Roy/Denis	18,007
16	11/14	ANA	L	7-7-1-1	2-3	8p,28	Rucinsky	1-4	2-3	28-44	Giguere/Denis	17,398
17	11/16	at NSH	T	7-7-2-1	1-1	8	Legwand	0-1	3-3	25-34	Denis/Dunham	14,730
18	11/17	at DAL	OTL	7-7-2-2	2-3	8,14	Turgeon	0-1	4-4	15-42	Turco/Denis	18,532
19	11/20	STL	W	8-7-2-2	3-2	16p,29p,9	Vyborny	2-6	6-6	20-28	Denis/Barraso	18,136
20	11/22	at BUF	L	8-8-2-2	4-5	14s,23,9,20	Patrick	0-6	6-6	21-33	Miller/Denis	15,711
21	11/23	at OTT	L	8-9-2-2	1-5	9,41	Hossa	0-2	3-3	39-30	Prusek/Labbe	15,684
22	11/27	EDM	L	8-10-2-2	1-3	61	Smyth	0-3	2-3	16-19	Salo/Denis	17,745
23	11/29	at NYI	W	9-10-2-2	4-2	14,25,14,61	Whitney	0-4	5-6	28-31	Denis/Osgood	14,625
24	11/30	CAR	L	9-11-2-2	2-4	41,9p	Cole	1-4	4-5	27-42	Trbe/Denis	18,136
25	12/3	at NYR	L	9-12-2-2	3-5	9,41,25p	Lindros	1-4	4-4	31-35	Blackburn/Denis	17,802
26	12/6	at SJ	L	9-13-2-2	2-3	8s,8p	Dampousse	1-7	3-4	30-23	Nabokov/Labbe	17,496
27	12/7	at LA	W	10-13-2-2	4-2	61p,14,23p,28	Walsler	2-7	6-6	25-30	Denis/Potvin	18,118
28	12/9	at PHX	T	10-13-3-2	3-3	8,61,3	Radivojevic	0-4	6-7	22-41	Denis/Boucher	9,639
29	12/12	NJ	W	11-13-3-2	4-2	25p,14p,9,28	Vyborny	2-5	3-3	29-42	Denis/Brucher	18,136
30	12/14	at DET	L	11-14-3-2	4-6	20,8,28,45	Fedorov	0-5	1-1	22-34	Joseph/Denis	20,058
31	12/19	CGY	W	12-14-3-2	3-0	20,17,20p	Pirjeta	1-4	6-6	27-29	Denis/Turek	17,230
32	12/20	at CHI	L	12-15-3-2	1-3	19	Sullivan	0-6	4-4	29-30	Thibault/Denis	14,389
33	12/23	DET	L	12-16-3-2	0-1	-	Draper	0-5	4-4	33-28	Joseph/Denis	18,136
34	12/26	at DET	L	12-17-3-2	2-4	16s,16	Woolley	0-6	4-4	26-35	Joseph/Denis	20,058
35	12/28	STL	L	12-18-3-2	1-6	8	Mellanby	0-4	2-3	27-32	Johnson/Denis	18,136
36	12/29	at STL	L	12-19-3-2	2-5	8s,8	Rucinsky	0-5	2-4	26-38	Johnson/Denis	19,794
37	12/31	PIT	W	13-19-3-2	5-2	16,9p,25p,8p,25	Cassels	3-8	5-6	34-32	Denis/Hedberg	18,136
38	1/3	at WSH	T	13-19-4-2	2-2	14s,9	Gonchar	0-7	3-4	28-32	Denis/Charpentier	14,602
39	1/4	PHX	W	14-19-4-2	2-0	16,19	Sillinger	0-4	3-3	25-23	Denis/Pelletier	18,136
40	1/6	NSH	L	14-20-4-2	1-5	16	Legwand	0-4	4-6	22-34	Vokoun/Denis	17,082
41	1/8	at MIN	W	15-20-4-2	2-1	8,29	Marshall	0-4	4-4	26-19	Denis/Rolosen	18,568
42	1/10	at VAN	W	16-20-4-2	3-2	8,61p,28	Wright	1-4	4-5	24-29	Denis/Cloutier	18,422
43	1/11	at CGY	W	17-20-4-2	7-2	19,25p,29,61p,9,20,20	Marshall	2-6	6-7	25-30	Labbe/Turek	14,827
44	1/13	at EDM	L	17-21-4-2	5-8	61,16,14p,24,9	Laraque	1-2	1-2	16-40	Salo/Denis	16,057
45	1/15	ANA	L	17-22-4-2	3-4	29,25,16	Valicevic	0-8	2-2	30-32	Giguere/Denis	17,385
46	1/18	at BOS	L	17-23-4-2	2-7	25,3p	Girard	1-4	3-6	24-45	Shields/Denis	16,630
47	1/20	CHI	W	18-23-4-2	5-1	19,9,61p,14,29	Vyborny	1-5	3-3	26-38	Denis/Thibault	17,483
48	1/22	at DAL	L	18-24-4-2	2-4	43,16p	Young	1-4	6-6	19-26	Tugnutt/Denis	18,532
49	1/23	at COL	L	18-25-4-2	0-5	-	Morris	0-4	4-7	18-37	Roy/Denis	18,007
50	1/25	NYI	W	19-25-4-2	4-1	25p,20p,16p,28	Pirjeta	3-4	1-2	26-30	Denis/Snow	18,136
51	1/28	COL	T	19-25-5-2	2-2	20,29	Tanguay	0-3	4-4	19-36	Denis/Roy	18,136
52	1/30	NSH	W	20-25-5-2	2-1	28,21	Knutsen	0-3	4-5	19-34	Denis/Vokoun	17,256
53	2/5	VAN	T	20-25-6-2	4-4	9,28,16p,27s	Jokela	1-7	5-6	28-40	Denis/Skudra	17,106
54	2/8	at NSH	L	20-26-6-2	2-3	21p,9p	Legwand	2-6	5-6	17-39	Vokoun/Denis	15,186
55	2/12	SJ	W	21-26-6-2	1-0	61	Nash	0-4	4-4	28-38	Denis/Kiprusoff	17,822
56	2/13	at MTL	OTW	22-26-6-2	2-1	8p,3p	Spacek	2-4	5-5	26-39	Denis/Theodore	20,123
57	2/15	CHI	L	22-27-6-2	1-7	16s	Dempsey	0-5	4-5	31-31	Passmore/Denis	18,136
58	2/18	at PHX	L	22-28-6-2	2-5	9p,16p	Amonte	2-7	7-8	16-35	Boucher/Denis	12,667
59	2/19	at ANA	L	22-29-6-2	0-2	-	Kariya	0-4	4-4	26-23	Giguere/Denis	11,641
60	2/21	at SJ	L	22-30-6-2	0-6	-	Cheechoo	0-6	4-6	29-37	Nabokov/Labbe	17,347
61	2/23	at VAN	L	22-31-6-2	2-7	21p,8p	Bertuzzi	2-8	5-7	26-33	Cloutier/Denis	18,514
62	2/25	at NSH	L	22-32-6-2	0-5	-	Hulse	0-3	1-3	19-27	Vokoun/Denis	10,412
63	2/27	LA	W	23-32-6-2	3-1	14p,14,14	Whitney	1-3	3-3	29-34	Denis/Storr	18,136
64	3/1	EDM	T	23-32-7-2	3-3	61,9,14	Whitney	0-4	0-2	27-27	Denis/Markkanen	18,136
65	3/3	DET	L	23-33-7-2	2-3	14p,44	Shanahan	1-8	3-4	31-23	Legace/Denis	18,136
66	3/6	VAN	OTW	24-33-7-2	5-4	14p,3p,14,8p,61	Nash	3-7	3-4	36-31	Denis/Auld	17,128
67	3/8	CGY	OTL	24-33-7-3	2-3	19,44	Iginla	0-6	4-5	28-29	Turek/Denis	18,136
68	3/10	at CAR	L	24-34-7-3	5-6	9s,25,14p,9,8	Defauw	1-3	3-5	40-24	Weekes/Labbe	13,066
69	3/11	DAL	L	24-35-7-3	0-2	-	Dahlen	0-3	3-3	25-36	Tugnutt/Denis	17,130
70	3/13	COL	L	24-36-7-3	1-5	43	Sakic	0-4	7-7	21-31	Roy/Denis	17,256
71	3/15	MIN	W	25-36-7-3	5-0	25,16p,43,25,14	Cassels	1-3	5-5	32-24	Denis/Fernandez	18,136
72	3/17	at ATL	L	25-37-7-3	2-3	20,8p	Heatley	1-7	8-8	29-31	Nurminen/Denis	9,212
73	3/20	TOR	OTW	26-37-7-3	4-3	28,61p,28p,28	Wright	2-9	4-5	32-32	Denis/Kidd	18,136
74	3/22	ATL	L	26-38-7-3	2-3	61,20	Barbecko	0-3	2-3	38-26	Hnilicka/Denis	18,136
75	3/24	at ANA	L	26-39-7-3	0-5	-	Leclerc	0-2	4-6	29-26	Giguere/Denis	15,506
76	3/25	at LA	OTW	27-39-7-3	2-1	3p,25	Cassels	1-9	7-8	23-34	Labbe/Huet	17,493
77	3/28	at EDM	L	27-40-7-3	0-4	-	Isbister	0-6	4-4	26-36	Markkanen/Labbe	16,839
78	3/29	at CGY	W	28-40-7-3	6-4	25,41,8p,8,8p,8	Sanderson	2-5	4-4	26-39	Denis/Turek	16,007
79	4/1	at PHI	L	28-41-7-3	0-4	-	Johnsson	0-3	7-7	10-29	Cechmanek/Denis	19,544
80	4/2	MIN	W	29-41-7-3	3-0	16p,8p,61p	Sillinger	3-7	8-8	24-27	Denis/Rolosen	18,136
81	4/4	DET	T	29-41-8-3	5-5	9,25,28,14,20	Datsyuk	0-4	5-6	35-35	Denis/Legace	18,136
82	4/6	at MIN	L	29-42-8-3	3-4	8,8p,9	Gaborik	1-4	2-3	20-23	Rolosen/Denis	18,568

## 2001-02 FINAL STATISTICS

Player	POS	GP	TOI	G	A	PTS	+/-	PIM	PP	SH	GW	GT	S	%
Ray Whitney	LW	67	20:13	21	40	61	-22	12	6	0	3	0	210	10.0
Mike Sillinger	C	80	20:51	20	23	43	-35	54	8	0	5	0	150	13.3
Espen Knutsen	C	77	20:14	11	31	42	-28	47	5	2	1	0	102	10.8
Grant Marshall	RW	81	15:27	15	18	33	-20	86	6	0	4	1	152	9.9
David Vyborny	RW	75	15:27	13	18	31	-14	6	6	0	2	0	103	12.6
Deron Quint	D	75	22:00	7	18	25	-34	26	3	0	1	0	169	4.1
Tyler Wright	C	77	17:12	13	11	24	-40	100	4	0	1	1	120	10.8
Jaroslav Spacek	D	14	23:35	2	3	5	-9	24	1	1	1	0	29	6.9
	TOT	74	17:46	5	13	18	-4	53	1	1	2	0	93	5.4
Lyle Odelein	D	65	22:11	2	14	16	-28	89	0	0	0	0	76	2.6
Geoff Sanderson	LW	42	16:49	11	5	16	-15	12	5	0	2	0	112	9.8
Serge Aubin	LW	71	15:29	8	8	16	-20	32	1	0	1	0	86	9.3
Rostislav Klesla	D	75	18:52	8	8	16	-6	74	1	0	0	1	102	7.8
Robert Kron	RW	59	15:58	4	11	15	-14	4	1	0	0	0	92	4.3
Brett Harkins	C	25	12:38	2	12	14	-5	8	2	0	0	0	9	22.2
Kevin Dineen	RW	59	10:07	5	8	13	-6	62	0	0	0	0	73	6.8
Mattias Timander	D	78	19:51	4	7	11	-34	44	1	0	0	0	68	5.9
Blake Sloan	RW	60	10:55	2	7	9	-18	46	0	0	0	0	49	4.1
J.-L. Grand-Pierre	D	81	15:20	2	6	8	-28	90	0	0	0	0	62	3.2
Jamie Pushor	D	61	17:07	0	6	6	-10	54	0	0	0	0	46	0.0
Jody Shelley	LW	52	6:31	3	3	6	1	206	0	0	0	0	35	8.6
Radim Bicanek	D	60	13:31	1	5	6	-15	34	0	0	0	0	43	2.3
Chris Nielsen	RW	23	10:46	2	3	5	-3	4	0	0	1	0	28	7.1
Sean Pronger	C	26	11:25	3	1	4	-4	4	0	0	0	0	25	12.0
Matt Davidson	RW	17	14:33	1	2	3	-11	10	0	0	0	0	18	5.6
Jamie Heward	D	28	14:04	1	2	3	-9	7	0	0	0	0	38	2.6
Mathieu Darche	LW	14	9:49	1	1	2	-5	6	0	0	0	0	15	6.7
Andrej Nedorost	C	7	12:55	0	2	2	-3	2	0	0	0	0	12	0.0
Jamie Allison	D	7	11:23	0	0	0	-4	28	0	0	0	0	2	0.0
	TOT	44	8:19	0	2	2	-7	52	0	0	0	0	16	0.0
Derrick Walser	D	2	16:18	1	0	1	-2	0	0	0	0	0	2	50.0
Martin Spanhel	LW	4	11:11	1	0	1	-2	2	0	0	0	0	6	16.7
Blake Bellefeuille	C	2	8:21	0	1	1	1	0	0	0	0	0	2	0.0
Marc Denis	G	42	55:36	0	1	1	0	2	0	0	0	0	0	0.0
Ron Tugnutt	G	44	56:51	0	1	1	0	0	0	0	0	0	0	0.0
J-F Labbe	G	3	39:04	0	0	0	0	0	0	0	0	0	0	0.0
Brad Moran	C	3	7:38	0	0	0	0	0	0	0	0	0	2	0.0
Duvie Westcott	D	4	15:07	0	0	0	-2	2	0	0	0	0	3	0.0
David Ling	RW	5	9:47	0	0	0	-1	7	0	0	0	0	5	0.0
<b>TOTALS</b>		<b>82</b>		<b>164</b>	<b>276</b>	<b>440</b>		<b>1260</b>	<b>50</b>	<b>3</b>	<b>25</b>	<b>3</b>	<b>2233</b>	<b>7.34</b>
<b>Goaltenders</b>		<b>GP</b>	<b>MIN</b>	<b>GAA</b>	<b>W</b>	<b>L</b>	<b>T</b>	<b>EN</b>	<b>SO</b>	<b>GA</b>	<b>SV</b>	<b>SV%</b>		
Ron Tugnutt		44	2,502	2.85	12	27	3	4	2	119	1,076	.900		
Jean-Francois Labbe		3	117	3.08	1	1	0	0	0	6	62	.912		
Marc Denis		42	2,335	3.11	9	24	5	5	1	121	1,076	.899		
<b>TOTALS</b>		<b>82</b>	<b>4,979</b>	<b>3.07</b>	<b>22</b>	<b>52</b>	<b>8</b>	<b>9</b>	<b>3</b>	<b>255</b>	<b>2,214</b>	<b>.897</b>		

## 2001-02 SEASON NOTES

- Completed second season in the National Hockey League with a 22-47-8-5 record (57 pts.), finishing fifth in the Central Division, 15th in the Western Conference and 29th in the NHL under head coach Dave King.
- The Blue Jackets sold out all 41 regular season home games at Nationwide Arena (18,136 capacity) during the 2001-02 season, attracting 743,576 fans and averaging 18,136 per game.
- The Jackets went 7-10-4-1 against Eastern Conference opponents in 2001-02. Columbus was especially hard on the Atlantic Division with a 4-0-3-1 mark, including a 3-0-1-0 record vs. teams in the metro New York area.
- Center Espen Knutsen collected the Jackets' lone hat trick of the season and fourth in franchise history when he scored three goals in a 6-2 win over San Jose on Jan. 24 at Nationwide Arena.
- Knutsen also became the first player to represent the Blue Jackets at the NHL All-Star Game as he was named a replacement for Dallas' Jere Lehtinen. Knutsen netted a goal and garnered two assists while becoming the first Norwegian-born player to participate in the NHL's mid-season classic.
- Left wing Ray Whitney paced the Jackets offense and set a club record by tallying 61 points. Whitney also set team records in shots on goal (210), multi-point games (18), consecutive games with a goal (5), shots in a game (10) and ice time by a forward in a game (26:43).
- Rookie defenseman Rostislav Klesla had an impressive first season in the NHL. He led all Blue Jackets and ranked fourth in the NHL with 175 blocked shots. Klesla also led all rookie defensemen with eight goals in route to being named to the All-Rookie Team.

# 2001-02 RESULTS

Gm	Date	Opponent	Result	Record	Score	CBJ Goal Scorers	W/T Goal	PP	PK	SF-SA	W-L Goalie	Attn.	
1	10/4	STL	T	0-0-1-0	3-3	8,4,44	Klesla	0-5	3-5	31-43	Tugnutt/Johnson	18,136	
2	10/6	at PHI	T	0-0-2-0	3-3	29p,28,29p	Williams	2-2	4-5	18-40	Tugnutt/Cechmanek	19,459	
3	10/8	PHI	T	0-0-3-0	2-2	7,10	Hlavac	0-6	6-6	30-32	Denis/Boucher	18,136	
4	10/12	MTL	L	0-1-3-0	1-3	34	Simpson	0-7	1-1	29-18	Theodore/Tugnutt	18,136	
5	10/14	at CHI	T	0-1-4-0	2-2	29p,28p	Daze	2-8	5-5	23-30	Denis/Thibault	10,216	
6	10/16	at DET	L	0-2-4-0	3-4	44p,28,7	Fedorov	1-3	2-2	22-35	Hasek/Denis	20,058	
7	10/19	at BUF	W	1-2-4-0	3-1	10,8,28	Sanderson	0-4	4-4	17-30	Tugnutt/Biron	18,690	
8	10/20	COL	L	1-3-4-0	0-5	-	Tanguay	0-7	2-3	24-20	Roy/Tugnutt	18,136	
9	10/23	LA	L	1-4-4-0	1-7	20	Murray	0-7	0-4	31-30	Potvin/Tugnutt	18,136	
10	10/25	EDM	L	1-5-4-0	2-5	8,37p	Smith	1-7	3-3	30-31	Conklin/Denis	18,136	
11	10/27	at SJ	L	1-6-4-0	0-2	-	Ragnarsson	0-5	2-4	16-21	Nabokov/Tugnutt	17,496	
12	10/30	at VAN	L	1-7-4-0	1-3	16p	Druken	1-7	6-8	23-36	Cloutier/Tugnutt	14,615	
13	11/1	at CGY	L	1-8-4-0	1-2	6	Clark	0-6	4-4	27-25	Turek/Tugnutt	12,501	
14	11/2	at EDM	W	2-8-4-0	2-1	41,29	Marshall	0-2	4-4	17-32	Denis/Salo	15,944	
15	11/6	VAN	L	2-9-4-0	2-3	21s,12	Morrison	0-7	1-3	28-25	Cloutier/Denis	18,136	
16	11/9	EDM	L	2-10-4-0	0-3	-	Smyth	0-5	3-4	23-22	Salo/Tugnutt	18,136	
17	11/10	at BOS	W	3-10-4-0	5-1	27,16,19,14,11	Sillinger	0-4	6-7	18-37	Denis/Dafoe	14,945	
18	11/13	STL	OTW	4-10-4-0	3-2	29,9,14p	Whitney	1-4	2-2	29-27	Denis/Johnson	18,136	
19	11/16	ANA	W	5-10-4-0	3-2	14,10,29p	Marshall	1-4	8-8	34-27	Denis/Giguere	18,136	
20	11/17	at NSH	L	5-11-4-0	2-3	9p,14	Johnson	1-8	5-5	29-30	Dunham/Tugnutt	14,243	
21	11/19	at CAR	L	5-12-4-0	2-5	14,18p	Brind'amour	1-4	6-6	18-38	Irbe/Denis	12,479	
22	11/21	DET	OTL	5-12-4-1	0-1	-	Robitaille	0-4	2-3	33-33	Legace/Tugnutt	18,136	
23	11/23	CHI	T	5-12-5-1	2-2	16,29	Marshall	0-3	3-3	23-31	Denis/Thibault	18,136	
24	11/25	CGY	W	6-12-5-1	4-3	14,10p,18,16	Sillinger	1-2	3-4	16-32	Tugnutt/Vernon	18,136	
25	11/27	PHX	W	7-12-5-1	3-0	22,16,21p	Nielsen	1-6	3-3	25-26	Tugnutt/Burke	18,136	
26	11/29	STL	L	7-13-5-1	1-3	9	Demitra	0-6	1-1	15-24	Johnson/Tugnutt	18,136	
27	12/1	at STL	L	7-14-5-1	3-4	22,10,28p	Mellanby	1-6	3-3	22-37	Johnson/Denis	17,838	
28	12/5	at FLA	L	7-15-5-1	0-2	-	Adams	0-4	2-2	23-29	Luongo/Tugnutt	13,419	
29	12/6	at TB	L	7-16-5-1	0-1	-	Modin	0-1	3-3	27-24	Khabibulin/Denis	12,209	
30	12/8	COL	L	7-17-5-1	0-2	-	Vrbata	0-1	2-2	26-27	Roy/Tugnutt	18,136	
31	12/10	NJ	W	8-17-5-1	3-1	21,9,44	Vyborny	0-0	1-1	23-30	Denis/Brodeur	18,136	
32	12/12	at COL	L	8-18-5-1	1-5	16	Podein	0-2	2-3	20-43	Roy/Denis	18,007	
33	12/14	at ANA	W	9-18-5-1	3-2	28,37,14	Whitney	0-2	4-4	20-37	Denis/Shields	9,629	
34	12/15	at LA	L	9-19-5-1	2-3	14,45	Deadmarsh	0-3	3-5	20-25	Potvin/Tugnutt	16,224	
35	12/17	at PHX	L	9-20-5-1	1-4	9	Berezin	0-2	2-2	25-28	Burke/Denis	9,945	
36	12/22	DAL	L	9-21-5-1	2-4	10,21	Matvichuk	0-1	3-3	29-30	Belfour/Tugnutt	18,136	
37	12/27	at DET	L	9-22-5-1	1-5	16	Robitaille	0-5	1-4	28-33	Legace/Denis	20,058	
38	12/29	BUF	T	9-22-6-1	2-2	16p,14p	Barnes	2-5	3-3	27-32	Tugnutt/Biron	18,136	
39	12/31	ANA	W	10-22-6-1	3-1	14p,29,11	Marshall	1-4	4-5	35-28	Tugnutt/Giguere	18,136	
40	1/3	at STL	L	10-23-6-1	2-4	14p,29	Macinnis	1-3	4-5	11-30	Johnson/Tugnutt	19,244	
41	1/6	NSH	W	11-23-6-1	4-3	10,44,16p,10	Aubin	1-2	2-3	30-22	Tugnutt/Dunham	18,136	
42	1/9	at WSH	L	11-24-6-1	3-6	9,34,28	Gonchar	0-4	2-3	22-39	Kolzig/Denis	15,095	
43	1/10	CHI	L	11-25-6-1	1-2	9p	Dubinsky	1-3	3-3	21-25	Passmore/Tugnutt	11,945	
44	1/12	CHI	W	12-25-6-1	5-4	16p,7p,44,16,29p	Marshall	3-9	3-5	29-36	Tugnutt/Thibault	18,136	
45	1/14	at NYR	T	12-25-7-1	2-2	14p,28p	Wright	2-8	2-3	42-30	Denis/Richter	18,200	
46	1/16	NYR	W	13-25-7-1	2-0	28,29	Wright	0-4	3-3	24-31	Denis/Blackburn	18,136	
47	1/18	MIN	L	13-26-7-1	1-3	21p	Kuba	1-5	5-7	26-27	Fernandez/Tugnutt	18,136	
48	1/19	at NSH	L	13-27-7-1	1-2	37	Skrastins	0-5	2-2	19-36	Dunham/Denis	14,671	
49	1/21	DAL	L	13-28-7-1	3-5	45,27,42p	Morrow	1-5	3-4	31-34	Turco/Denis	18,136	
50	1/24	SJ	W	14-28-7-1	6-2	21p,16p,21p,28,21,16p	Knutsen	4-9	5-5	30-22	Tugnutt/Nabokov	18,136	
51	1/26	PHX	L	14-29-7-1	2-3	14,11	Doan	0-4	1-1	33-24	Esche/Tugnutt	18,136	
52	1/28	at DAL	L	14-30-7-1	2-4	7p,29	Dimaio	1-3	4-4	24-31	Belfour/Denis	18,532	
53	1/30	at ANA	L	14-31-7-1	1-3	16p	McDonald	1-2	2-2	26-31	Giguere/Tugnutt	9,498	
54	2/4	BOS	L	14-32-7-1	0-8	-	Samsonov	0-3	1-1	30-25	Grahame/Denis	18,136	
55	2/6	OTT	L	14-33-7-1	4-6	14,29,21p,4	Hull	1-5	3-4	28-30	Lalime/Tugnutt	18,136	
56	2/8	at DET	W	15-33-7-1	3-2	14,7,9	Vyborny	0-3	3-3	25-35	Denis/Legace	20,058	
57	2/9	NSH	OTL	15-33-7-2	0-1	-	Arkhipov	0-5	5-5	25-24	Vokoun/Denis	18,136	
58	2/12	MIN	T	15-33-8-2	3-3	44,8p,7p	Zhitlok	2-6	3-5	30-34	Denis/Fernandez	18,136	
59	2/16	LA	L	15-34-8-2	1-5	18	Chartrand	0-3	3-3	24-31	Potvin/Denis	18,136	
60	2/28	PIT	OTL	15-34-8-3	3-4	44,18,16	Rozsival	0-4	1-1	25-33	Aubin/Tugnutt	18,136	
61	3/2	at LA	W	16-34-8-3	2-0	16,29	Sillinger	0-3	5-5	13-30	Tugnutt/Potvin	18,118	
62	3/3	at PHX	L	16-35-8-3	1-2	42p	Briere	1-4	2-2	25-23	Burke/Tugnutt	11,564	
63	3/6	at COL	L	16-36-8-3	1-4	9p	Reinprecht	1-7	2-3	33-23	Aebischer/Tugnutt	18,007	
64	3/8	CHI	NYI	W	17-36-8-3	4-2	8,28,8p,37	Sanderson	1-3	4-4	17-41	Tugnutt/Osgood	18,136
65	3/10	at MIN	L	17-37-8-3	0-5	-	Gaborik	0-5	7-8	14-26	Rolsson/Tugnutt	18,568	
66	3/11	at PIT	W	18-37-8-3	4-2	14,14,16p,16	Sillinger	1-3	3-5	19-35	Labbe/Hedberg	13,422	
67	3/14	VAN	L	18-38-8-3	1-5	44	Hlavac	0-2	1-1	27-36	Cloutier/Labbe	18,136	
68	3/16	CGY	W	19-38-8-3	3-1	8p,16,14	Sillinger	1-6	2-2	20-43	Tugnutt/Turek	18,136	
69	3/20	at MIN	W	20-38-8-3	3-1	9p,14,8p	Whitney	2-5	5-5	22-25	Tugnutt/Fernandez	18,064	
70	3/21	DET	OTL	20-38-8-4	2-3	14,3s	Fedorov	0-4	5-5	22-21	Hasek/Denis	18,136	
71	3/23	WSH	L	20-39-8-4	2-5	8p,45	Dahlen	1-5	2-2	29-27	Kolzig/Tugnutt	18,136	
72	3/25	at CGY	L	20-40-8-4	1-6	9	Conroy	0-6	3-4	33-34	Vernon/Denis	15,211	
73	3/26	at EDM	L	20-41-8-4	1-3	9p	Cleary	1-4	3-3	28-28	Markkanen/Tugnutt	16,839	
74	3/28	at VAN	OTL	20-41-8-5	3-4	11,8,21	Cassels	0-3	5-5	20-39	Cloutier/Denis	17,849	
75	3/30	at SJ	L	20-42-8-5	2-10	8,32	Dampousse	0-3	0-3	34-31	Kiprusoff/Denis	17,496	
76	4/1	at DAL	L	20-43-8-5	1-3	28	Arnott	0-2	1-3	18-21	Turco/Denis	18,532	
77	4/4	NSH	W	21-43-8-5	2-1	12,7	Quint	0-4	7-7	23-21	Tugnutt/Vokoun	18,136	
78	4/6	at MTL	L	21-44-8-5	1-4	16	Perreault	0-3	3-4	20-24	Theodore/Denis	21,213	
79	4/8	at TOR	L	21-45-8-5	1-4	21s	Lumme	0-3	5-5	30-34	Schwab/Tugnutt	19,307	
80	4/10	SJ	L	21-46-8-5	3-5	14p,9p,12	Marleau	2-5	2-4	29-33	Nabokov/Denis	18,136	
81	4/12	ATL	OTW	22-46-8-5	5-4	28p,23,11,29p,3p	Speace	3-4	3-3	31-31	Denis/Hnilicka	18,136	
82	4/14	at CHI	L	22-47-8-5	0-2	-	Daze	0-3	3-3	28-32	Thibault/Denis	18,099	



## 2000-01 FINAL STATISTICS

Player	POS	GP	TOI	G	A	PTS	+/-	PIM	PP	SH	GW	GT	S	S%
Geoff Sanderson	LW	68	16:37	30	26	56	4	46	9	0	7	0	199	15.1
Espen Knutsen	C	66	15:58	11	42	53	-3	30	2	0	0	0	62	17.7
Steve Heinze	RW	65	18:49	22	20	42	-19	38	14	0	3	0	125	17.6
Ray Whitney	LW	3	20:16	0	3	3	-1	2	0	0	0	0	3	0.0
	CBJ	46	17:51	10	24	34	-17	30	5	0	0	0	120	8.3
	TOT	76	17:40	16	16	32	-9	140	4	1	2	1	141	11.3
Tyler Wright	C	79	15:25	13	19	32	-9	22	5	0	1	0	125	10.4
David Vyborny	RW	81	16:20	13	17	30	-20	107	0	0	2	1	110	11.8
Serge Aubin	C	69	14:21	11	16	27	3	33	9	0	1	0	108	10.2
Jemie Heward	D	57	24:05	7	16	23	-19	16	3	0	0	0	148	4.7
Deron Quint	D	73	14:36	7	15	22	-1	78	0	0	1	0	60	11.7
Bruce Gardiner	RW	66	15:19	8	12	20	-4	52	0	0	1	0	84	9.5
Keyvn Adams	C	59	17:07	8	11	19	4	10	0	1	1	0	134	6.0
Robert Kron	RW	59	14:05	8	11	19	-11	38	5	0	2	0	104	7.7
Alexander Selivanov	LW	81	21:31	3	14	17	-16	118	1	0	0	0	104	2.9
Lyle Odelein	D	61	17:13	4	12	16	-11	10	2	0	0	0	99	4.0
Petteri Nummellin	D	66	10:37	8	7	15	2	126	0	0	3	0	74	10.8
Kevin Dineen	RW	75	20:48	3	10	13	7	94	0	1	0	0	64	4.7
Jamie Pushor	D	76	21:02	2	9	11	-8	24	0	0	1	0	68	2.9
Mattias Timander	D	29	10:30	4	5	9	4	4	0	0	1	1	36	11.1
Chris Nielsen	C	48	17:42	2	5	7	-5	12	0	0	0	0	51	3.9
Frantisek Kucera	D	39	11:44	5	1	6	-11	33	2	0	2	0	31	16.1
Mike Maneluk	RW	14	13:19	1	0	1	-2	13	0	0	0	0	16	6.3
Blake Sloan	RW	47	10:56	3	2	5	-4	17	0	0	1	0	45	6.7
J-L Grand-Pierre	D	64	12:50	1	4	5	-6	73	0	0	0	0	33	3.0
Jan Caloun	RW	11	12:39	0	3	3	-8	2	0	0	0	0	14	0.0
Steve Maltas	LW	26	11:57	0	3	3	-9	12	0	0	0	0	30	0.0
Rostislav Klesia	D	8	18:24	2	0	2	-1	6	0	0	0	0	10	20.0
Radim Bicanek	D	9	17:07	0	2	2	1	6	0	0	0	0	11	0.0
Bill Bowler	C	9	9:44	0	2	2	-3	8	0	0	0	0	3	0.0
Krzysztof Oliwa	LW	10	5:17	0	2	2	1	34	0	0	0	0	5	0.0
Martin Spanhel	LW	6	12:29	1	0	1	-1	2	0	0	0	0	8	12.5
Ron Tugnutt	G	53	59:02	0	1	1	0	2	0	0	0	0	0	0.0
Ted Drury	C	1	14:44	0	0	0	-3	0	0	0	0	0	3	0.0
Jody Shelley	LW	1	1:33	0	0	0	0	10	0	0	0	0	0	0.0
Sean Selmser	LW	1	11:03	0	0	0	0	5	0	0	0	0	2	0.0
Michael Gaul	D	2	13:17	0	0	0	0	4	0	0	0	0	3	0.0
Kevin Dahl	D	4	10:33	0	0	0	1	2	0	0	0	0	3	0.0
Matt Davidson	RW	5	7:14	0	0	0	2	0	0	0	0	0	2	0.0
Mathieu Darche	LW	9	10:07	0	0	0	-4	0	0	0	0	0	9	0.0
Marc Denis	G	32	57:11	0	0	0	0	2	0	0	0	0	0	0.0
<b>TOTALS</b>		<b>82</b>		<b>190</b>	<b>304</b>	<b>494</b>		<b>1234</b>	<b>56</b>	<b>3</b>	<b>28</b>	<b>3</b>	<b>2082</b>	<b>9.1</b>
<b>Goaltenders</b>		<b>GP</b>	<b>MIN</b>	<b>GAA</b>	<b>W</b>	<b>L</b>	<b>T</b>	<b>EN</b>	<b>SO</b>	<b>GA</b>	<b>SV</b>	<b>SV%</b>		
Ron Tugnutt		53	3,129	2.44	22	25	5	5	4	127	1,528	.917		
Marc Denis		32	1,830	3.25	6	20	4	2	0	99	940	.895		
<b>TOTALS</b>		<b>82</b>	<b>4,988</b>	<b>2.80</b>	<b>28</b>	<b>45</b>	<b>9</b>	<b>7</b>	<b>4</b>	<b>226</b>	<b>2,475</b>	<b>.914</b>		

## 2000-01 SEASON NOTES

- Posted a 28-39-9-6 record (71 pts.), under head coach Dave King, to become just the third expansion team to surpass 70 points, excluding the original expansion class of 1967-68 when the league doubled from six to 12 teams.
- The Blue Jackets were a .500 team over the final 55 games, going 21-21-8-5. Beginning with a 3-0 win over Minnesota on Jan. 15, the Blue Jackets earned at least a point in 24 of their last 37 games to post a 15-13-5-4 record (.527 winning percentage).
- With consecutive wins over San Jose (Nov. 9, 5-2), Phoenix (Nov. 11, 2-1), Dallas (Nov. 14, 3-2) and at Nashville (Nov. 16, 5-1), the Blue Jackets tied the NHL record for consecutive wins by an expansion team.
- The Blue Jackets went 4-0-2-2 in a stretch of eight games from Jan. 15 to Feb. 6 to register the second-best point-earned streak in NHL expansion history. Only Florida's nine-game streak was better as the Panthers went 5-0-4 from Jan. 15-30, 1994.
- Goaltender Ron Tugnutt went 22-25-5 with a 2.44 GAA and .917 SV% in 53 games and set an NHL record for the most wins by a goaltender on an expansion team. In addition, his four shutouts ranked fifth all-time among goaltenders on an expansion team and were the most by a netminder on a first-year club since 1967-68.
- Despite missing the season's final 13 games due to a knee injury, left wing Geoff Sanderson became just the third player to score 30 goals with his expansion team since 1991-92. He tallied 30-26-56 in 68 games, including the first hat trick in Blue Jackets history vs. Nashville on February 10, 2001.
- Center Espen Knutsen set a club record for points and assists in a game with five assists vs. Calgary on March 24 and set a club record by collecting a point in seven-straight games from Feb. 17 to Mar. 1 (3-7-10).
- Right wing David Vyborny became the first player in NHL history to score on more than one penalty shot as a rookie when he beat Chicago's Rob Tallas on Oct. 15 and Nashville's Tomas Vokoun at home on Mar. 19. He was also the only player in the NHL to score twice on penalty shots during the 2000-01 season.



# 2000-01 RESULTS

Gm	Date	Opponent	Result	Record	Score	CBJ Goal Scorers	W/T Goal	PP	PK	SF-SA	W-L Goalie	Attn.
1	10/7	CHI	L	0-1-0-0	3-5	25,9,57	Von Arx	0-6	3-4	21-25	Thibault/Tugnutt	18,136
2	10/9	LA	L	0-2-0-0	1-7	28p	Schneider	1-6	5-7	28-39	Storr/Denis	18,136
3	10/12	at CGY	W	1-2-0-0	3-2	44,42,42	Adams	0-5	5-6	27-21	Tugnutt/Vernon	15,706
4	10/14	at COL	L	1-3-0-0	1-3	9p	Klemm	1-2	6-8	15-33	Roy/Denis	18,007
5	10/15	at CHI	L	1-4-0-0	1-2	9ps	Amonte	0-2	6-7	16-31	Tallas/Tugnutt	11,780
6	10/18	COL	L	1-5-0-0	1-5	28p	Forsberg	0-4	5-7	21-41	Aebischer/Denis	16,576
7	10/21	at PIT	L	1-6-0-0	2-5	8,9p	Lang	1-8	4-7	37-36	Aubin/Tugnutt	14,239
8	10/22	DET	OTL	1-6-0-1	1-2	57	Malby	0-4	3-3	47-36	Osgood/Tugnutt	18,136
9	10/25	SJ	L	1-7-0-1	1-3	44	Marleau	0-11	5-5	36-22	Nabokov/Tugnutt	15,211
10	10/27	WSH	W	2-7-0-1	3-1	11,6p,57	Heward	1-9	6-7	19-33	Denis/Kolzaj	16,128
11	10/28	at DET	L	2-8-0-1	1-4	5	Lapointe	0-4	4-5	15-36	Osgood/Tugnutt	19,995
12	10/31	LA	W	3-8-0-1	4-1	10,8,6p,10	Sanderson	1-4	5-6	31-46	Tugnutt/Storr	15,025
13	11/1	at DAL	L	3-9-0-1	0-4	-	Donato	0-1	2-2	14-29	Belfour/Denis	17,001
14	11/4	at OTT	T	3-9-1-1	2-2	8p,42	McEachern	1-2	5-5	18-27	Tugnutt/Hurme	16,401
15	11/5	EDM	L	3-10-1-1	2-4	11,8	Smyth	0-6	5-8	29-30	Salo/Tugnutt	16,041
16	11/9	SJ	W	4-10-1-1	5-2	8p,10,11,28,34	Dineen	1-5	3-4	31-31	Tugnutt/Shields	15,310
17	11/11	PHX	W	5-10-1-1	2-1	9,57p	Heinze	1-4	2-2	35-25	Tugnutt/Burke	18,136
18	11/14	DAL	W	6-10-1-1	3-2	3,57p,57p	Heinze	2-4	3-3	30-28	Tugnutt/Belfour	15,732
19	11/16	at NSH	W	7-10-1-1	5-1	8,11,42,21,28	Dineen	0-3	3-3	27-31	Tugnutt/Vokoun	14,143
20	11/17	FLA	L	7-11-1-1	0-3	-	Barrie	0-4	3-3	30-21	Kidd/Tugnutt	17,615
21	11/19	VAN	L	7-12-1-1	1-6	5s	Naslund	0-4	3-4	29-39	Essensa/Denis	16,362
22	11/22	at COL	L	7-13-1-1	2-5	4,21	Nieminen	0-4	2-2	27-26	Roy/Tugnutt	18,007
23	11/24	at DAL	L	7-14-1-1	0-3	-	Langenbrunner	0-1	3-4	23-25	Belfour/Denis	17,001
24	11/25	DAL	L	7-15-1-1	2-4	3,18	Lehtinen	0-3	5-7	21-24	Turco/Tugnutt	18,136
25	11/29	PHI	L	7-16-1-1	3-4	28,10,33p	Recchi	1-2	2-2	26-31	Boucher/Tugnutt	17,011
26	12/2	ATL	L	7-17-1-1	1-2	8	Guolla	0-2	3-3	29-26	Hnilicka/Denis	17,295
27	12/3	at CHI	L	7-18-1-1	0-5	-	Herperger	0-7	2-3	29-23	Thibault/Denis	12,695
28	12/6	ANA	W	8-18-1-1	5-2	8,57p,29p,6p,57p	Selivanov	4-8	3-3	22-38	Denis/Hebert	15,648
29	12/8	BOS	OTW	9-18-1-1	3-2	33,28,8	Sanderson	0-2	3-4	34-28	Denis/Skudra	18,136
30	12/10	at PHX	T	9-18-2-1	1-1	57p	Lumme	1-6	4-4	30-40	Denis/Burke	12,668
31	12/13	at ANA	OTL	9-18-2-2	4-5	29p,21p,8,28	Havelid	2-3	3-5	22-30	Hebert/Denis	11,630
32	12/14	at SJ	L	9-19-2-2	1-2	8	Matteau	0-5	3-4	21-29	Nabokov/Tugnutt	17,387
33	12/16	at VAN	L	9-20-2-2	3-4	25,22,6p	Bertuzzi	1-6	2-3	27-26	Potvin/Tugnutt	15,297
34	12/18	at MTL	W	10-20-2-2	2-0	22,42	Nielsen	0-4	6-6	16-27	Tugnutt/Hackett	18,449
35	12/21	OTT	T	10-20-3-2	3-3	8,6p,10	Aubin	1-9	3-6	34-26	Tugnutt/Hurme	18,136
36	12/23	at NVI	W	11-20-3-2	7-5	21p,11,8p,57p,10,8,10	Sanderson	3-5	1-3	28-27	Tugnutt/Vanbiesbrouck	10,578
37	12/26	at STL	L	11-21-3-2	0-5	-	Young	0-5	4-6	24-31	Johnson/Tugnutt	18,875
38	12/27	at NJ	T	11-21-4-2	2-2	21,42	Arnott	0-2	3-5	21-44	Denis/Brodeur	16,003
39	12/29	CAR	W	12-21-4-2	3-1	4p,15p,15	Maneluk	2-9	4-4	23-32	Denis/Irbe	18,136
40	12/31	NJ	L	12-22-4-2	3-6	10,29,9	Nemchinov	0-6	2-4	18-31	Brodeur/Denis	18,136
41	1/3	EDM	W	13-22-4-2	5-2	57,9,11,15p,10	Dineen	1-2	2-2	23-32	Denis/Salo	15,217
42	1/6	at VAN	L	13-23-4-2	3-4	57,8,22	Schaefer	0-3	2-3	25-17	Potvin/Denis	18,011
43	1/7	at EDM	L	13-24-4-2	2-4	21,6	Smyth	0-4	2-3	19-23	Salo/Denis	14,186
44	1/10	COL	L	13-25-4-2	2-4	8p,25	Deadmarsh	1-2	2-4	21-14	Roy/Denis	18,136
45	1/12	CHI	L	13-26-4-2	1-3	57	McAmmond	0-2	4-4	24-26	Thibault/Tugnutt	18,136
46	1/15	MIN	W	14-26-4-2	3-0	8p,28,8	Sanderson	1-5	3-3	30-31	Tugnutt/Fernandez	17,154
47	1/17	at MIN	OTL	14-26-4-3	2-3	29,8	O'Donnell	0-4	4-5	26-33	Fernandez/Tugnutt	18,064
48	1/21	TB	W	15-26-4-3	3-1	8p,9,10	Vyborny	1-5	5-5	30-27	Tugnutt/Weekes	17,652
49	1/23	at BUF	W	16-26-4-3	2-1	10,10	Aubin	0-2	2-2	18-23	Tugnutt/Hasek	17,803
50	1/27	ANA	W	17-26-4-3	2-1	8,8p	Sanderson	1-5	5-5	21-28	Tugnutt/Giguere	18,136
51	1/31	DET	OTL	17-26-4-4	2-3	21,57p	Yzerman	1-4	6-7	28-30	Osgood/Tugnutt	18,136
52	2/1	at STL	L	17-26-5-4	2-2	28,8	Turgeon	0-2	4-4	16-30	Denis/Turek	19,560
53	2/6	STL	T	17-26-6-4	2-2	57p,18	Young	1-6	3-3	26-41	Tugnutt/Johnson	18,136
54	2/8	at NSH	L	17-27-6-4	1-3	25	Johnson	0-6	3-5	29-36	Dunham/Denis	16,411
55	2/10	NSH	W	18-27-6-4	3-2	8p,8,8	Sanderson	1-3	4-4	28-27	Tugnutt/Dunham	18,136
56	2/12	NVR	L	18-28-6-4	3-4	29p,42,57	Hlavac	2-4	5-5	40-24	Richter/Tugnutt	18,136
57	2/14	at TOR	T	18-28-7-4	2-2	18,28	Wright	0-4	5-6	24-29	Tugnutt/Healy	19,310
58	2/16	at DET	L	18-29-7-4	2-4	7p,57p	Kozlov	2-4	4-5	18-39	Osgood/Denis	19,995
59	2/17	PIT	OTL	18-29-7-5	2-3	18,11	Kovalev	0-4	4-4	34-27	Aubin/Tugnutt	18,136
60	2/20	at SJ	OTL	18-29-7-6	2-3	57p,18	Sturm	1-2	6-7	22-43	Nabokov/Tugnutt	17,496
61	2/21	at PHX	L	18-30-7-6	2-3	5,18	Letowski	0-6	1-2	33-33	Burke/Denis	16,210
62	2/24	at LA	L	18-31-7-6	1-3	21	Smolinski	0-5	2-2	17-32	Potvin/Tugnutt	18,118
63	2/25	at ANA	W	19-31-7-6	5-2	21,8,57p,21,42	Heinze	1-3	2-3	19-25	Tugnutt/Giguere	12,308
64	2/28	PHX	W	20-31-7-6	5-2	57p,9,10,7,37	Aubin	1-9	4-5	34-27	Denis/Burke	18,136
65	3/1	at NSH	W	21-31-7-6	5-2	8,57,8,57,33	Sanderson	0-3	5-7	33-29	Tugnutt/Dunham	14,866
66	3/7	at CAR	L	21-32-7-6	1-2	29	Brind/Amour	0-2	1-2	17-26	Irbe/Tugnutt	9,067
67	3/9	at FLA	OTW	22-32-7-6	7-6	8p,7,9,7,7,25,18s	Kron	1-9	5-5	34-29	Tugnutt/Kidd	13,358
68	3/10	at TB	L	22-33-7-6	1-4	21	St. Louis	0-7	4-7	22-33	Weekes/Denis	17,111
69	3/14	CGY	W	23-33-7-6	3-0	37,28p,6p	Timander	2-6	3-3	23-30	Tugnutt/Brathwaite	18,136
70	3/16	at ATL	W	24-33-7-6	3-0	28,28p,28s	Wright	1-6	7-7	27-34	Tugnutt/Marcelle	14,131
71	3/17	NVI	T	24-33-8-6	3-3	20,11,18	Muckalt	0-10	4-5	32-25	Denis/Terrier	18,136
72	3/19	NSH	L	24-34-8-6	1-2	9ps	Ronning	1-5	6-7	19-26	Vokoun/Tugnutt	18,136
73	3/21	VAN	T	24-34-9-6	1-1	22	Nielsen	0-6	1-2	33-34	Tugnutt/Cloutier	18,136
74	3/24	CGY	W	25-34-9-6	6-4	6p,9p,6,7p,29p,25	Selivanov	4-8	4-4	23-29	Tugnutt/Vernon	18,136
75	3/26	at EDM	L	25-35-9-6	2-4	9p,4	Cleary	1-1	3-5	21-29	Salo/Denis	16,563
76	3/27	at CGY	L	25-36-9-6	0-3	-	Iginla	0-2	2-3	19-29	Brathwaite/Tugnutt	16,455
77	3/29	at LA	L	25-37-9-6	0-3	-	Palfy	0-3	2-3	27-31	Potvin/Denis	15,582
78	4/1	STL	W	26-37-9-6	2-1	33p,25	Gardiner	1-8	3-4	17-30	Tugnutt/Turek	18,136
79	4/3	DET	W	27-37-9-6	2-1	29p,15	Maneluk	1-5	2-2	25-36	Tugnutt/Osgood	18,136
80	4/5	at STL	L	27-38-9-6	1-4	6p	Young	1-3	6-7	27-40	Turek/Denis	18,381
81	4/6	at MIN	L	27-39-9-6	2-3	15,28p	Hendrickson	1-6	3-3	19-32	McLennan/Tugnutt	18,568
82	4/8	CHI	OTW	28-39-9-6	4-3	27,6p,7p,28	Wright	2-8	3-5	28-32	Tugnutt/Passmore	18,136

## BLUEJACKETS.COM

The official web site of the Columbus Blue Jackets, BlueJackets.com, has a new look and exciting new content in 2009-10. The home for everything Blue Jackets, BlueJackets.com offers fans a comprehensive menu of feature stories, video and audio content, player bios, updated statistics, blogs, an online store, the most up to date news about Your Team and the National Hockey League and much more.

## JACKETS TV

One highlight of the BlueJackets.com is "Jackets TV," an enhanced video player that offers fans exclusive content including: off-the-ice player features, insider interviews with players, coaches, team management and broadcasters, extensive game day coverage, game highlights, live press conferences and podcasts. Some of the channels you'll find on "Jackets TV" include: Game Day, Game Highlights, CBJ Insider, The Players Channel, Fan Channel, CBJ Vision, Hockey 101 and Hitch TV.

## EXTENSIVE GAME DAY COVERAGE

On game days, there is no better place to preview that night's action. Fans can read game notes, watch team broadcasters' pre-game analysis and comments from players and coaches, listen or watch the game live, keep track of real time game statistics and scoring throughout and watch head coach Ken Hitchcock's post-game press conference after each home game.

## LATEST BLUE JACKETS NEWS

Fans and media who log on to BlueJackets.com will also find all team press releases and announcements, as well as feature stories on players and prospects in the minor pro, major junior and college ranks, exclusive blogs, promotions, ticket and schedule information, as well as the latest news from around the NHL and world of hockey. There is something for everyone at BlueJackets.com, so log on today.

## SOCIAL MEDIA

Fans and media can also receive updates via team the team's official pages on Facebook, Twitter, YouTube and MySpace. Visit the Social Media page on BlueJackets.com to learn more.





C O L U M B U S   B L U E   J A C K E T S

**PLAYOFFS**

Player	POS	GP	G	A	P	+/-	PIM	PP	SH	GW	S	S%	TOI
R.J. Umberger	C	4	3	0	3	0	0	2	0	0	9	33.3	16:21
Rick Nash	LW	4	1	2	3	-4	2	0	0	0	13	7.7	20:51
Kristian Huselius	LW	4	1	1	2	-4	4	1	0	0	11	9.1	17:52
Kris Russell	D	4	1	1	2	0	2	0	0	0	5	20	16:40
Raffi Torres	LW	4	0	2	2	-3	2	0	0	0	4	0	12:03
Fredrik Modin	LW	4	1	0	1	-2	0	0	0	0	4	25	13:06
Aaron Rome	D	1	0	1	1	2	0	0	0	0	2	0	15:24
Jakub Voracek	RW	4	0	1	1	0	8	0	0	0	12	0	12:06
Jason Williams	C	4	0	1	1	-2	2	0	0	0	5	0	14:11
Rostislav Klesla	D	4	0	1	1	0	0	0	0	0	3	0	21:21
Jason Chimera	LW	4	0	1	1	0	2	0	0	0	11	0	13:21
Antoine Vermette	C	4	0	0	0	-4	10	0	0	0	6	0	16:46
Derek Dorsett	RW	3	0	0	0	-1	2	0	0	0	7	0	9:11
Jared Boll	RW	1	0	0	0	-2	0	0	0	0	1	0	5:17
Marc Methot	D	4	0	0	0	-3	2	0	0	0	1	0	16:15
Jan Hejda	D	3	0	0	0	-5	2	0	0	0	1	0	16:53
Manny Malhotra	C	4	0	0	0	-2	0	0	0	0	4	0	17:53
Mike Commodore	D	4	0	0	0	-7	18	0	0	0	4	0	21:32
Fedor Tyutin	D	4	0	0	0	0	0	0	0	0	3	0	23:15
Michael Peca	C	4	0	0	0	1	2	0	0	0	4	0	12:39
<b>TOTALS</b>		<b>72</b>	<b>7</b>	<b>11</b>	<b>18</b>		<b>58</b>	<b>3</b>	<b>0</b>	<b>0</b>	<b>110</b>	<b>6.3</b>	

Goaltenders	GP	W	L	SA	GA	GAA	SV	SV%	SO	A	PIM	TOI
Steve Mason	4	0	4	139	17	4.27	122	.878	0	1	0	239:20
<b>TOTALS</b>	<b>4</b>	<b>0</b>	<b>4</b>	<b>139</b>	<b>17</b>	<b>4.25</b>	<b>122</b>	<b>.878</b>	<b>0</b>	<b>1</b>	<b>0</b>	<b>240:00</b>

## GAME-BY-GAME

Gm	Date	Opponent	Dec	Record	Score	CBJ Goals	GWG	PP	PK	SF-SA	Goaltenders	ATT
1	4/16/09	at Detroit	L	0-1	1-4	18	Ericsson	0-5	3-4	21-34	Osgood/Mason	20,066
2	4/18/09	at Detroit	L	0-2	0-4	-	Rafalski	0-2	7-10	25-39	Osgood/Mason	20,066
3	4/21/09	Detroit	L	0-3	1-4	18	Cleary	1-4	2-2	32-26	Osgood/Mason	19,219+
4	4/23/09	Detroit	L	0-4	5-6	20,61,18,10,33	Franzen	2-2	3-6	32-41	Osgood/Mason	18,889+

## TEAM TOTALS

Scoring by Period	1st	2nd	3rd	OT	TOTAL
Detroit	6	8	4	-	18
Columbus	1	5	1	-	7

Shots by Period	1st	2nd	3rd	OT	TOTAL
Detroit	52	51	37	-	140
Columbus	39	34	37	-	110

Power Plays	Penalty Killing	Penalty Minutes
Detroit 7-of-22	Detroit 10-of-13	Detroit 15-32
Columbus 3-of-13	Columbus 15-of-22	Columbus 26-60



## TEAM TOTALS

Games Played:	4	Goals:	7	Scoring Points:	19	Overtime Wins, Road:	0
Wins:	0	Goals, Home:	6	Penalty Minutes:	60	Overtime Losses:	0
Wins, Home:	0	Goals, Road:	1	Power Play Goals:	3	Overtime Losses, Home:	0
Wins, Road:	0	Goals Against:	18	Shorthanded Goals:	0	Overtime Losses, Road:	0
Losses:	4	Goals Against, Home:	10	Overtime Games:	0	Shutouts For:	0
Losses, Home:	2	Goals Against, Road:	8	Overtime Wins:	0	Shutouts Against:	1
Losses, Road:	2	Assists:	12	Overtime Wins, Home:	0		

## ATTENDANCE

Year	GP	Total Attendance	Average	Capacity	% of Capacity	Sellouts
2008-09	2	38,108	19,054	18,144	105.0 pct.	2

### SHUTOUTS FOR — 0

Date	OPP	Goaltender	Saves	Score
None				

### SHUTOUTS AGAINST — 1

Date	OPP	Goaltender	Saves	Score
Apr. 18, 2009	at DET	Chris Osgood	25	0-4

## INDIVIDUAL LEADERS BY SEASON

### GAMES PLAYED

2008-09 16 players tied

### GAME-WINNING GOALS

2008-09 ----- 0

### MULTI-POINT GAMES

 2008-09 K. Huselius 1  
 R. Nash 1  
 K. Russell 1  
 R. Torres 1

### GOALTENDING

#### GAMES PLAYED

2008-09 S. Mason 4

### POINTS

 2008-09 R. Nash 3  
 R. Umberger 3

### SHOTS ON GOAL

2008-09 R. Nash 13

### MULTI-GOAL GAMES

2008-09 ----- 0

#### MINUTES PLAYED

2008-09 S. Mason 239

### GOALS

2008-09 R. Umberger 3

### SHOOTING PERCENTAGE

2008-09 R. Umberger 33.3

### ICE TIME - ALL PLAYERS

2008-09 F. Tyutin 23:15

#### GOALS-AGAINST AVERAGE

2008-09 S. Mason 4.27

### ASSISTS

 2008-09 R. Nash 2  
 R. Torres 2

### FACE-OFF WINNING PERCENTAGE

2008-09 M. Malhotra 58.1

### ICE TIME - FORWARDS

2008-09 R. Nash 20:51

#### SAVE PERCENTAGE

2008-09 S. Mason .878

### PLUS/MINUS RATING

2008-09 A. Rome 2

### POINTS BY DEFENSEMAN

2008-09 K. Russell 2

#### WINS

2008-09 ----- 0

### PENALTY MINUTES

2008-09 M. Commodore 18

### GOALS BY DEFENSEMAN

2008-09 K. Russell 1

#### LOSSES

2008-09 S. Mason 4

### POWER PLAY GOALS

2008-09 R. Umberger 2

### HAT TRICKS

2008-09 ----- 0

#### DECISIONS

2008-09 S. Mason 4

### SHORTHANDED GOALS

2008-09 ----- 0

#### SHUTOUTS

2008-09 ----- 0

#### ASSISTS

2008-09 S. Mason 1

#### PENALTY MINUTES

2008-09 ----- 0

**STREAKS****LONGEST WINNING**

Overall 0 -  
Home 0 -  
Road 0 -

**LONGEST LOSING**

Overall 4 - 4/16/09-current  
Home 2 - 4/21/09-current  
Road 2 - 4/16/09-current

**LONGEST SHUTOUT STREAK**

Overall 30:48 - 4/16/09  
Home 27:47 - 4/21/09  
Road 30:48 - 4/16/09

**LONGEST SCORELESS STREAK**

Overall 144:27 - 4/16-4/21/09  
Home 56:07 - 4/21/09  
Road 88:20 - 4/16/09-current

**MOST CONSECUTIVE GAMES WITHOUT BEING SHUTOUT**

Overall 2 - 4/21/09-current  
Home 2 - 4/21/09-current  
Road 1 - 4/16/09

**MOST CONSECUTIVE GAMES SCORING A POWER PLAY GOAL**

Overall 2 - 4/21/09-current (3 goals)  
Home 2 - 4/21/09-current (3 goals)  
Road 0 -

**MOST CONSECUTIVE GAMES ALLOWING A POWER PLAY GOAL**

Overall 2 - 4/16-current (4 goals allowed)  
Home 1 - 4/23/09-current (3 goals allowed)  
Road 2 - 4/16-current (4 goals allowed)

**MOST CONSECUTIVE GAMES SCORING A SHORTHANDED GOAL**

Overall 0 -  
Home 0 -  
Road 0 -

**MOST CONSECUTIVE GAMES ALLOWING A SHORTHANDED GOAL**

Overall 0 -  
Home 0 -  
Road 0 -

**SINGLE GAME RECORDS****GOALS****MOST GOALS SCORED**

Overall 5 - 4/23/09 vs. Detroit (5-6 L)  
Home 5 - 4/23/09 vs. Detroit (5-6 L)  
Road 1 - 4/16/09 at Detroit (1-4 L)

**MOST GOALS AGAINST**

Overall 6 - 4/23/09 vs. Detroit (5-6 L)  
Home 6 - 4/23/09 vs. Detroit (5-6 L)  
Road 4 - 2x, most recent - 4/18/09 at Detroit (0-4 L)

**MOST GOALS BOTH TEAMS**

Overall 11 - 4/23/09 vs. Detroit (5-6 L)  
Home 11 - 4/23/09 vs. Detroit (5-6 L)  
Road 5 - 4/16/09 at Detroit (1-4 L)

**LARGEST MARGIN OF VICTORY**

Overall 0 -  
Home 0 -  
Road 0 -

**LARGEST MARGIN OF DEFEAT**

Overall 4 - 4/18/09 at Detroit (0-4 L)  
Home 3 - 4/21/09 vs. Detroit (1-4 L)  
Road 4 - 4/18/09 at Detroit (0-4 L)

**MOST CONSECUTIVE GOALS**

Overall 2 - 2x, 4/23/09 vs. Detroit (5-6 L)  
Home 2 - 2x, 4/23/09 vs. Detroit (5-6 L)  
Road 1 - 4/16/09 at Detroit (1-4 L)

**MOST CONSECUTIVE GOALS AGAINST**

Overall 4 - 4/18/09 at Detroit (0-4 L)  
Home 3 - 4/21/09 vs. Detroit (1-4 L)  
Road 4 - 4/18/09 at Detroit (0-4 L)

**ASSISTS****MOST ASSISTS**

Overall 9 - 4/23/09 vs. Detroit (5-6 L)  
Home 9 - 4/23/09 vs. Detroit (5-6 L)  
Road 1 - 4/16/09 at Detroit (1-4 L)

**MOST ASSISTS AGAINST**

Overall 11 - 4/23/09 vs. Detroit (5-6 L)  
Home 11 - 4/23/09 vs. Detroit (5-6 L)  
Road 8 - 4/18/09 at Detroit (0-4 L)

**MOST ASSISTS, BOTH TEAMS**

Overall 20 - 4/23/09 vs. Detroit (5-6 L), CBJ-9, DET-11  
Home 20 - 4/23/09 vs. Detroit (5-6 L), CBJ-9, DET-11  
Road 8 - 4/18/09 at Detroit (0-4 L), CBJ-0, DET-8  
4/16/09 at Detroit (1-4 L), CBJ-1, DET-7

**POINTS****MOST POINTS**

Overall 14 - 4/23/09 vs. Detroit (5-6 L)  
Home 14 - 4/23/09 vs. Detroit (5-6 L)  
Road 2 - 4/16/09 at Detroit (1-4 L)

**MOST POINTS AGAINST**

Overall 17 - 4/23/09 vs. Detroit (5-6 L)  
Home 17 - 4/23/09 vs. Detroit (5-6 L)  
Road 12 - 4/18/09 at Detroit (0-4 L)

**MOST POINTS, BOTH TEAMS**

Overall 31 - 4/23/09 vs. Detroit (5-6 L), CBJ-14, DET-17  
Home 31 - 4/23/09 vs. Detroit (5-6 L), CBJ-14, DET-17  
Road 13 - 4/16/09 at Detroit (1-4 L), CBJ-2, DET-11

**PENALTIES****MOST PENALTY MINUTES**

Overall 34 - 4/18/09 at Detroit (0-4 L), 13 pen.  
Home 14 - 4/23/09 vs. Detroit (5-6 L), 7 pen.  
Road 34 - 4/18/09 at Detroit (0-4 L), 13 pen.

**MOST PENALTY MINUTES AGAINST**

Overall 10 - 4/16/09 at Detroit (1-4 L), 5 pen.  
Home 8 - 4/21/09 vs. Detroit (1-4 L), 4 pen.  
Road 10 - 4/16/09 at Detroit (1-4 L), 5 pen.

**MOST PENALTY MINUTES, BOTH TEAMS**

Overall 42 - 4/18/09 at Detroit (0-4 L), CBJ-34, DET-8  
Home 20 - 4/23/09 vs. Detroit (5-6 L), CBJ-14, DET-8  
Road 42 - 4/18/09 at Detroit (0-4 L), CBJ-34, DET-8

**MOST PENALTIES**

Overall 13 - 4/18/09 at Detroit (0-4 L), 34 PIM  
Home 7 - 4/23/09 vs. Detroit (5-6 L), 14 PIM  
Road 13 - 4/18/09 at Detroit (0-4 L), 34 PIM

## MOST PENALTIES AGAINST

Overall	5 -	4/16/09 at Detroit (1-4 L), 10 PIM
Home	4 -	4/21/09 vs. Detroit (1-4 L), 8 PIM
Road	5 -	4/16/09 at Detroit (1-4 L), 10 PIM

## MOST PENALTIES, BOTH TEAMS

Overall	17 -	4/18/09 at Detroit (0-4 L), CBJ-13, DET-4
Home	10 -	4/23/09 vs. Detroit (5-6 L), CBJ-7, DET-3
Road	17 -	4/18/09 at Detroit (0-4 L), CBJ-13, DET-4

## FEWEST PENALTY MINUTES

Overall	4 -	4/21/09 vs. Detroit (1-4 L), 2 pen.
Home	4 -	4/21/09 vs. Detroit (1-4 L), 2 pen.
Road	8 -	4/16/09 at Detroit (1-4 L), 4 pen.

## FEWEST PENALTY MINUTES AGAINST

Overall	6 -	4/23/09 vs. Detroit (5-6 L), 3 pen.
Home	6 -	4/23/09 vs. Detroit (5-6 L), 3 pen.
Road	8 -	4/16/09 at Detroit (1-4 L), 4 pen.

## FEWEST PENALTY MINUTES, BOTH TEAMS

Overall	12 -	4/21/09 vs. Detroit (1-4 L), CBJ-4, DET-8
Home	12 -	4/21/09 vs. Detroit (1-4 L), CBJ-4, DET-8
Road	18 -	4/16/09 at Detroit (1-4 L), CBJ-8, DET-10

## SHOTS

### MOST SHOTS

Overall	32 -	4/23/09 vs. Detroit (5-6 L) 4/21/09 vs. Detroit (1-4 L)
Home	32 -	4/23/09 vs. Detroit (5-6 L) 4/21/09 vs. Detroit (1-4 L)
Road	25 -	4/18/09 at Detroit (0-4 L)

### MOST SHOTS AGAINST

Overall	41 -	4/21/09 vs. Detroit (1-4 L)
Home	41 -	4/21/09 vs. Detroit (1-4 L)
Road	39 -	4/18/09 at Detroit (0-4 L)

### MOST SHOTS, BOTH TEAMS

Overall	73 -	4/23/09 vs. Detroit (5-6 L), CBJ-32, DET-41
Home	73 -	4/23/09 vs. Detroit (5-6 L), CBJ-32, DET-41
Road	64 -	4/18/09 at Detroit (0-4 L), CBJ-25, DET-39

### FEWEST SHOTS

Overall	21 -	4/16/09 at Detroit (1-4 L)
Home	32 -	4/23/09 vs. Detroit (5-6 L) 4/21/09 vs. Detroit (1-4 L)
Road	21 -	4/16/09 at Detroit (1-4 L)

### FEWEST SHOTS AGAINST

Overall	26 -	4/21/09 vs. Detroit (1-4 L)
Home	26 -	4/21/09 vs. Detroit (1-4 L)
Road	34 -	4/16/09 at Detroit (1-4 L)

### FEWEST SHOTS, BOTH TEAMS

Overall	55 -	4/16/09 at Detroit (1-4 L), CBJ-21, DET-34
Home	58 -	4/21/09 vs. Detroit (1-4 L), CBJ-26, DET-32
Road	55 -	4/16/09 at Detroit (1-4 L), CBJ-21, DET-34

## POWER PLAY

### MOST POWER PLAY GOALS

Overall	2 -	4/23/09 vs. Detroit (5-6 L), 2 att.
Home	2 -	4/23/09 vs. Detroit (5-6 L), 2 att.
Road	0 -	

### MOST POWER PLAY ATTEMPTS

Overall	5 -	4/16/09 at Detroit (1-4 L), 0 PPG
Home	4 -	4/21/09 vs. Detroit (1-4 L), 1 PPG
Road	5 -	4/16/09 at Detroit (1-4 L), 0 PPG

### MOST POWER PLAY GOALS AGAINST

Overall	3 -	4/18/09 at Detroit (0-4 L), 10 att. 4/23/09 vs. Detroit (5-6 L), 6 att.
Home	3 -	4/23/09 vs. Detroit (5-6 L), 6 att.
Road	3 -	4/18/09 at Detroit (0-4 L), 10 att.

### MOST POWER PLAY ATTEMPTS AGAINST

Overall	10 -	4/18/09 at Detroit (0-4 L), 3 PPG
Home	6 -	4/23/09 vs. Detroit (5-6 L), 3 PPG
Road	10 -	4/18/09 at Detroit (0-4 L), 3 PPG

### HIGHEST POWER PLAY EFFICIENCY (MULTIPLE ATTEMPTS)

Overall	2-of-2	4/23/09 vs. Detroit (5-6 L)
Home	2-of-2	4/23/09 vs. Detroit (5-6 L)
Road	0-of-2	4/18/09 vs. Detroit (0-4 L)

### LOWEST POWER PLAY EFFICIENCY

Overall	0-of-5	4/16/09 at Detroit (1-4 L)
Home	1-of-4	4/21/09 vs. Detroit (1-4 L)
Road	0-of-5	4/16/09 at Detroit (1-4 L)

### HIGHEST PENALTY KILLING EFFICIENCY

Overall	2-of-2	4/21/09 vs. Detroit (1-4 L)
Home	2-of-2	4/21/09 vs. Detroit (1-4 L)
Road	3-of-4	4/16/09 at Detroit (1-4 L)

### LOWEST PENALTY KILLING EFFICIENCY

Overall	3-of-6	4/23/09 vs. Detroit (1-4 L)
Home	3-of-6	4/23/09 vs. Detroit (1-4 L)
Road	7-of-10	4/18/09 at Detroit (0-4 L)

### MOST SHORTHANDED GOALS SCORED

Overall	0 -
Home	0 -
Road	0 -

### MOST SHORTHANDED GOALS AGAINST

Overall	0 -
Home	0 -
Road	0 -

## SINGLE PERIOD RECORDS

### GOALS

#### MOST GOALS SCORED

Overall	4 -	4/23/09 vs. Detroit in 2nd per. (5-6 L)
Home	4 -	4/23/09 vs. Detroit in 2nd per. (5-6 L)
Road	1 -	4/16/09 at Detroit in 2nd per. (1-4 L)

#### MOST GOALS AGAINST

Overall	3 -	4/23/09 vs. Detroit in 1st per. (5-6 L) 4/16/09 at Detroit in 2nd per. (1-4 L)
Home	3 -	4/23/09 vs. Detroit in 1st per. (5-6 L)
Road	3 -	4/16/09 at Detroit in 2nd per. (1-4 L)

#### MOST GOALS, BOTH TEAMS

Overall	6 -	4/23/09 vs. Detroit in 2nd per. (5-6 L); CBJ-4, DET-2
Home	6 -	4/23/09 vs. Detroit in 2nd per. (5-6 L); CBJ-4, DET-2
Road	4 -	4/16/09 at Detroit in 2nd per. (1-4 L); CBJ-1, DET-3

### FASTEST GOALS

#### FASTEST GOAL START OF GAME

Overall	6:12	Kristian Huselius - 4/23/09 vs. Detroit (5-6 L)
Home	6:12	Kristian Huselius - 4/23/09 vs. Detroit (5-6 L)
Road	31:40	R.J. Umberger - 4/16/09 at Detroit (1-4 L)



**FASTEST GOAL AGAINST  
START OF GAME**

Overall 1:07 Tomas Holmstrom - 4/21/09 vs. Detroit (1-4 L)  
 Home 1:07 Tomas Holmstrom - 4/21/09 vs. Detroit (1-4 L)  
 Road 13:33 Brian Rafalski - 4/18/09 at Detroit (0-4 L)

**FASTEST GOAL START OF PERIOD**

Overall 1:44 Rick Nash - 4/23/09 vs. Detroit in 2nd per. (5-6 L)  
 Home 1:44 Rick Nash - 4/23/09 vs. Detroit in 2nd per. (5-6 L)  
 Road 11:40 R.J. Umberger - 4/16/09 at Detroit in 2nd per. (1-4 L)

**FASTEST GOAL AGAINST  
START OF PERIOD**

Overall 1:07 Tomas Holmstrom - 4/21/09 vs. Detroit  
 in 1st per. (1-4 L)  
 Home 1:07 Tomas Holmstrom - 4/21/09 vs. Detroit  
 in 1st per. (1-4 L)  
 Road 2:54 Johan Franzen - 4/16/09 at Detroit  
 in 3rd per. (1-4 L)

**FASTEST GOAL START OF  
OVERTIME**

Overall :00  
 Home :00  
 Road :00

**FASTEST GOAL AGAINST  
START OF OVERTIME**

Overall :00  
 Home :00  
 Road :00

**FASTEST 2 GOALS - CBJ PLAYER**

0:00

**FASTEST 3 GOALS - CBJ PLAYER**

0:00

**FASTEST 2 GOALS - CBJ TEAM**

2:19 Kris Russell & Fredrik Modin (15:45 & 18:04 of 2nd per.), 4/23/09 vs. Detroit (5-6 L)

**FASTEST 3 GOALS - CBJ TEAM**

12:26 R.J. Umberger, Kris Russell & Fredrik Modin (5:38, 15:45 & 18:04 of 2nd per.), 4/23/09 vs. Detroit (5-6 L)

**FASTEST 2 GOALS -  
OPPOSING PLAYER**

4:27 Marian Hossa (6:59 & 11:26 of 2nd per.), 4/23/09 vs. Detroit (5-6 L)

**FASTEST 3 GOALS -  
OPPOSING PLAYER**

0:00

**FASTEST 2 GOALS -  
OPPOSING TEAM**

:48 Jonathan Ericsson & Niklas Kronwall (14:21 & 15:09 of 2nd per.), 4/16/09 at Detroit (1-4 L)

**FASTEST 3 GOALS -  
OPPOSING TEAM**

7:04 Nicklas Lidstrom, Tomas Holmstrom & Dan Cleary (2:58, 7:09 & 10:02 of 2nd per.), 4/23/09 vs. Detroit (5-6 L)

**FASTEST 2 GOALS - BOTH TEAMS**

:48 Jonathan Ericsson-DET & Niklas Kronwall-DET (14:21 & 15:09 of 2nd per.), 4/16/09 at Detroit (1-4 L)

**FASTEST 3 GOALS - BOTH TEAMS**

3:29 R.J. Umberger-CBJ, Jonathan Ericsson-DET & Niklas Kronwall-DET (11:40, 14:21 & 15:09 of 2nd per.), 4/16/09 at Detroit (1-4 L)

**FASTEST 4 GOALS - BOTH TEAMS**

4:21 Jiri Hudler-DET, R.J. Umberger-CBJ, Jonathan Ericsson-DET & Niklas Kronwall-DET (10:48, 11:40, 14:21 & 15:09 of 2nd per.), 4/16/09 at Detroit (1-4 L)

**ASSISTS****MOST ASSISTS**

Overall 7 - 4/23/09 vs. Detroit in 2nd per. (5-6 L)  
 Home 7 - 4/23/09 vs. Detroit in 2nd per. (5-6 L)  
 Road 1 - 4/16/09 at Detroit in 2nd per. (1-4 L)

**MOST ASSISTS AGAINST**

Overall 6 - 4/16/09 at Detroit in 2nd per. (1-4 L)  
 Home 5 - 4/23/09 vs. Detroit in 2nd per. (5-6 L)  
 Road 6 - 4/16/09 at Detroit in 2nd per. (1-4 L)

**MOST ASSISTS, BOTH TEAMS**

Overall 11 - 4/23/09 vs. Detroit in 2nd per. (5-6 L);  
 CBJ-7, DET-4  
 Home 11 - 4/23/09 vs. Detroit in 2nd per. (5-6 L);  
 CBJ-7, DET-4  
 Road 7 - 4/16/09 at Detroit in 2nd per. (1-4 L);  
 CBJ-1, DET-6

**POINTS****MOST POINTS**

Overall 11 - 4/23/09 vs. Detroit in 2nd per. (5-6 L); 4g, 7a  
 Home 11 - 4/23/09 vs. Detroit in 2nd per. (5-6 L); 4g, 7a  
 Road 2 - 4/16/09 at Detroit in 2nd per. (1-4 L); 1g, 1a

**MOST POINTS AGAINST**

Overall 9 - 4/16/09 at Detroit in 2nd per. (5-6 L); 3g, 6a  
 Home 8 - 4/23/09 vs. Detroit in 1st per. (5-6 L); 3g, 5a  
 Road 9 - 4/16/09 at Detroit in 2nd per. (1-4 L); 3g, 6a

**MOST POINTS, BOTH TEAMS**

Overall 17 - 4/23/09 vs. Detroit in 2nd per. (5-6 L); CBJ-11, DET-6  
 Home 17 - 4/23/09 vs. Detroit in 2nd per. (5-6 L); CBJ-11, DET-6  
 Road 11 - 4/16/09 at Detroit in 2nd per. (1-4 L); CBJ-2, DET-9

**PENALTIES****MOST PENALTY MINUTES**

Overall 26 - 4/18/09 at Detroit in 3rd per. (0-4 L); 9 pen.  
 Home 8 - 4/23/09 vs. Detroit in 1st per. (5-6 L); 4 pen.  
 Road 26 - 4/18/09 at Detroit in 3rd per. (0-4 L); 9 pen.

**MOST PENALTY MINUTES AGAINST**

Overall 8 - 4/16/09 at Detroit in 1st per. (1-4 L); 4 pen.  
 Home 4 - 4/23/09 vs. Detroit in 1st per. (5-6 L); 2 pen.  
 4/21/09 vs. Detroit in 2nd per. (1-4 L); 2 pen.  
 Road 8 - 4/16/09 at Detroit in 1st per. (1-4 L); 4 pen.

**MOST PENALTY MINUTES,  
BOTH TEAMS**

Overall 32 - 4/18/09 vs. Detroit in 3rd per. (0-4 L);  
 CBJ-26, DET-6  
 Home 12 - 4/23/09 vs. Detroit in 1st per. (5-6 L);  
 CBJ-8, DET-4  
 Road 32 - 4/18/09 vs. Detroit in 3rd per. (0-4 L);  
 CBJ-26, DET-6

**MOST PENALTIES**

Overall 9 - 4/18/09 at Detroit in 3rd per. (0-4 L); 26 PIM  
 Home 4 - 4/23/09 vs. Detroit in 1st per. (5-6 L); 8 PIM  
 Road 9 - 4/18/09 at Detroit in 3rd per. (0-4 L); 26 PIM

**MOST PENALTIES AGAINST**

Overall 4 - 4/16/09 at Detroit in 1st per. (1-4 L); 8 PIM  
 Home 2 - 4/21/09 vs. Detroit in 2nd per. (1-4 L); 4 PIM  
 Road 4 - 4/16/09 at Detroit in 1st per. (1-4 L); 8 PIM



## MOST PENALTIES, BOTH TEAMS

Overall 12 - 4/18/09 at Detroit in 3rd per. (0-4 L); CBJ-9, DET-3  
 Home 6 - 4/23/09 vs. Detroit in 1st per. (5-6 L); CBJ-4, DET-2  
 Road 12 - 4/18/09 at Detroit in 3rd per. (0-4 L); CBJ-9, DET-3

## SHOTS

### MOST SHOTS

Overall 14 - 4/23/09 vs. Detroit in 2nd per. (5-6 L)  
 4/21/09 vs. Detroit in 3rd per. (1-4 L)  
 Home 14 - 4/23/09 vs. Detroit in 2nd per. (5-6 L)  
 4/21/09 vs. Detroit in 3rd per. (1-4 L)  
 Road 13 - 4/16/09 at Detroit in 1st per. (1-4 L)

### MOST SHOTS AGAINST

Overall 16 - 4/16/09 at Detroit in 2nd per. (0-4 L)  
 Home 15 - 4/23/09 vs. Detroit in 3rd per. (5-6 L)  
 Road 16 - 4/18/09 at Detroit in 2nd per. (0-4 L)

### MOST SHOTS, BOTH TEAMS

Overall 27 - 4/16/09 at Detroit in 1st per. (0-4 L); CBJ-13, DET-14  
 Home 26 - 4/23/09 vs. Detroit in 2nd & 3rd per. (5-6 L);  
 CBJ-14/11, DET-12/15  
 Road 27 - 4/16/09 at Detroit in 1st per. (0-4 L); CBJ-13, DET-14

### FEWEST SHOTS

Overall 2 - 4/16/09 at Detroit in 3rd per. (1-4 L)  
 Home 7 - 4/23/09 vs. Detroit in 1st per. (5-6 L)  
 4/21/09 vs. Detroit in 2nd per. (1-4 L)  
 Road 2 - 4/16/09 at Detroit in 3rd per. (1-4 L)

## FEWEST SHOTS AGAINST

Overall 6 - 4/21/09 vs. Detroit in 3rd per. (1-4 L)  
 Home 6 - 4/21/09 vs. Detroit in 3rd per. (1-4 L)  
 Road 8 - 4/18/09 at Detroit in 3rd per. (0-4 L)  
 4/16/09 at Detroit in 3rd per. (1-4 L)

## FEWEST SHOTS, BOTH TEAMS

Overall 10 - 4/16/09 at Detroit in 3rd per. (1-4 L); CBJ-2, DET-8  
 Home 18 - 4/21/09 vs. Detroit in 2nd per. (1-4 L); CBJ-7, DET-11  
 Road 10 - 4/16/09 at Detroit in 3rd per. (1-4 L); CBJ-2, DET-8

## MOST SHOTS IN OVERTIME

0-

## MOST SHOTS AGAINST IN OVERTIME

0-

## MOST SHOTS, BOTH TEAMS, IN OVERTIME

0-



## SINGLE GAME RECORDS

## MOST GOALS

- 1 - **Fredrik Modin** – Apr. 23, 2009  
vs. Detroit (5-6 L)  
**Kris Russell** – Apr. 23, 2009  
vs. Detroit (5-6 L)  
**R.J. Umberger** – Apr. 23, 2009  
vs. Detroit (5-6 L)  
**Rick Nash** – Apr. 23, 2009  
vs. Detroit (5-6 L)  
**Kristian Huselius** – Apr. 23, 2009  
vs. Detroit (5-6 L)  
**R.J. Umberger** – Apr. 21, 2009  
vs. Detroit (1-4 L)  
**R.J. Umberger** – Apr. 16, 2009  
at Detroit (1-4 L)

## MOST GOALS – DEFENSEMAN

- 1 - **Kris Russell** – Apr. 23, 2009  
vs. Detroit (5-6 L)

## MOST GOALS – ROOKIE

0 -

## MOST POWER PLAY GOALS

- 1 - **R.J. Umberger** – Apr. 23, 2009  
vs. Detroit (5-6 L)  
**Kristian Huselius** – Apr. 23, 2009  
vs. Detroit (5-6 L)  
**R.J. Umberger** – Apr. 21, 2009  
vs. Detroit (1-4 L)

## MOST ASSISTS

- 2 - **Raffi Torres** – Apr. 23, 2009  
vs. Detroit (5-6 L)

## MOST ASSISTS – DEFENSEMAN

- 1 - **Kris Russell** – Apr. 23, 2009  
vs. Detroit (5-6 L)  
**Rostislav Klesla** – Apr. 23, 2009  
vs. Detroit (5-6 L)  
**Aaron Rome** – Apr. 23, 2009  
vs. Detroit (5-6 L)

## MOST ASSISTS – ROOKIE

- 1 - **Jakub Voracek** – Apr. 16, 2009  
at Detroit (1-4 L)

## MOST POINTS

- 2 - **Kristian Huselius** – Apr. 23, 2009  
vs. Detroit (5-6 L); 1g, 1a  
**Rick Nash** – Apr. 23, 2009  
vs. Detroit (5-6 L); 1g, 1a  
**Kris Russell** – Apr. 23, 2009  
vs. Detroit (5-6 L); 1g, 1a  
**Raffi Torres** – Apr. 23, 2009  
vs. Detroit (5-6 L); 2a

## MOST POINTS – DEFENSEMAN

- 2 - **Kris Russell** – Apr. 23, 2009  
vs. Detroit (5-6 L); 1g, 1a

## MOST POINTS – ROOKIE

- 1 - **Jakub Voracek** – Apr. 16, 2009  
at Detroit (1-4 L); 1a

## MOST SHOTS

- 6 - **Jakub Voracek** – Apr. 23, 2009  
vs. Detroit (5-6 L); 0g

## MOST SHOTS – DEFENSEMAN

- 2 - **Aaron Rome** – Apr. 23, 2009  
vs. Detroit (5-6 L); 0g  
**Mike Commodore** – Apr. 23, 2009  
vs. Detroit (5-6 L); 0g  
**Mike Commodore** – Apr. 21, 2009  
vs. Detroit (1-4 L); 0g  
**Fedor Tyutin** – Apr. 18, 2009  
at Detroit (0-4 L); 0g  
**Kris Russell** – Apr. 18, 2009  
at Detroit (0-4 L); 0g

## MOST SHOTS – ROOKIE

- 6 - **Jakub Voracek** – Apr. 23, 2009  
vs. Detroit (5-6 L); 0g

## MOST PENALTY MINUTES

- 12 - **Mike Commodore** – Apr. 18, 2009  
at Detroit (0-4 L); 2 pen.

## MOST PENALTY MINUTES – DEFENSEMAN

- 12 - **Mike Commodore** – Apr. 18, 2009  
at Detroit (0-4 L); 2 pen.

## MOST PENALTY MINUTES – ROOKIE

- 6 - **Jakub Voracek** – Apr. 18, 2009  
at Detroit (0-4 L); 3 pen.

## HIGHEST PLUS/MINUS

- +2 - **Aaron Rome** – Apr. 23, 2009  
vs. Detroit (5-6 L)

## HIGHEST PLUS/MINUS – DEFENSEMAN

- +2 - **Aaron Rome** – Apr. 23, 2009  
vs. Detroit (5-6 L)

## HIGHEST PLUS/MINUS – ROOKIE

- +1 - **Jakub Voracek** – Apr. 16, 2009  
at Detroit (1-4 L)

## LOWEST PLUS/MINUS

- 3 - **Kristian Huselius** – Apr. 21, 2009  
vs. Detroit (1-4 L)  
**Antoine Vermette** – Apr. 21, 2009  
vs. Detroit (1-4 L)  
**Jan Hejda** – Apr. 16, 2009  
at Detroit (1-4 L)

## MOST ICE TIME – FORWARD (REGULATION GAME)

- 23:02 - **Kristian Huselius** – Apr. 21, 2009  
vs. Detroit (1-4 L)

## MOST ICE TIME – DEFENSEMAN (REGULATION GAME)

- 26:28 - **Fedor Tyutin** – Apr. 21, 2009  
vs. Detroit (1-4 L)

## MOST ICE TIME – FORWARD (OVERTIME GAME)

0:00 -

## MOST ICE TIME – DEFENSEMAN (OVERTIME GAME)

0:00 -

## MOST FACEOFFS WON

- 16 - **Manny Malhotra** – Apr. 18, 2009  
at Detroit (0-4 L)

## MOST SAVES BY A GOALTENDER

- 35 - **Steve Mason** – Apr. 23, 2009  
vs. Detroit (5-6 L); 41 shots  
**Steve Mason** – Apr. 18, 2009  
at Detroit (0-4 L); 39 shots

## SINGLE PERIOD RECORDS

### MOST GOALS

- 1 - **Fredrik Modin** – Apr. 23, 2009 vs. Detroit in 2nd per. (5-6 L)
- Kris Russell** – Apr. 23, 2009 vs. Detroit in 2nd per. (5-6 L)
- R.J. Umberger** – Apr. 23, 2009 vs. Detroit in 2nd per. (5-6 L)
- Rick Nash** – Apr. 23, 2009 vs. Detroit in 2nd per. (5-6 L)
- Kristian Huselius** – Apr. 23, 2009 vs. Detroit in 2nd per. (5-6 L)
- R.J. Umberger** – Apr. 21, 2009 vs. Detroit in 2nd per. (1-4 L)
- R.J. Umberger** – Apr. 16, 2009 at Detroit in 2nd per. (1-4 L)

### MOST ASSISTS

- 2 - **Raffi Torres** – Apr. 23, 2009 vs. Detroit in 2nd per. (5-6 L)

### MOST POINTS

- 2 - **Raffi Torres** – Apr. 23, 2009 vs. Detroit in 2nd per. (5-6 L)

### MOST SHOTS

- 4 - **Jakub Voracek** – Apr. 23, 2009 vs. Detroit in 2nd per. (5-6 L); 0g
- Rick Nash** – Apr. 16, 2009 at Detroit in 1st per. (1-4 L); 0g

### MOST PENALTY MINUTES

- 12 - **Mike Commodore** – Apr. 18, 2009 at Detroit in 3rd per. (0-4 L); 2 pen.

### MOST SAVES BY A GOALTENDER

- 14 - **Steve Mason** – Apr. 23, 2009 vs. Detroit in 3rd per. (5-6 L); 15 shots
- Steve Mason** – Apr. 18, 2009 at Detroit in 2nd per. (0-4 L); 16 shots
- Steve Mason** – Apr. 18, 2009 at Detroit in 1st per. (0-4 L); 15 shots
- Steve Mason** – Apr. 16, 2009 at Detroit in 1st per. (1-4 L); 14 shots

## STREAKS

### CONSECUTIVE GAMES PLAYED

- 4 - **16 players** – Apr. 23, 2009-current

### CONSECUTIVE GAMES WITH GOALS

- 2 - **R.J. Umberger** – Apr. 21, 2009-current (2g)

### CONSECUTIVE GAMES WITH ASSISTS

- 2 - **Rick Nash** – Apr. 21, 2009-current (2a)

### CONSECUTIVE GAMES WITH POINTS

- 2 - **R.J. Umberger** – Apr. 21, 2009-current (2g)
- Rick Nash** – Apr. 21, 2009-current (1g, 2a)

### CONSECUTIVE GAMES PENALIZED

- 2 - **Kristian Huselius** – Apr. 18-21 (4 PIM)
- Mike Commodore** – Apr. 16-18 (14 PIM)

### MOST POINTS IN TWO CONSECUTIVE GAMES

- 3 - **Rick Nash** – Apr. 21, 2009 vs. Detroit (1a), Apr. 23, 2009 vs. Detroit (1g, 1a)

### MOST POINTS OVER THREE CONSECUTIVE GAMES

0 -

### MOST CONSECUTIVE GAMES WITH EVEN OR PLUS RATING

- 4 - **Michael Peca** – 4/16-4/23/09 (+1)

### MOST CONSECUTIVE GAMES WITH A SHOT ON GOAL

- 4 - **Jason Chimera** – 4/16/09-current (11 shots)
- Kristian Huselius** – 4/16/09-current (11 shots)
- Rick Nash** – 4/16/09-current (13 shots)
- Kris Russell** – 4/16/09-current (5 shots)
- R.J. Umberger** – 4/16/09-current (9 shots)
- Jakub Voracek** – 4/16/09-current (12 shots)
- Jason Williams** – 4/16/09-current (5 shots)

## GOALTENDERS

### CONSECUTIVE GAMES PLAYED

- 4 - **Steve Mason** – Apr. 16, 2009-current

### CONSECUTIVE GAMES STARTED

- 4 - **Steve Mason** – Apr. 16, 2009-current

### CONSECUTIVE WINS

0 -

### CONSECUTIVE GAMES UNBEATEN

0 -

### LONGEST SHUTOUT STREAK

- 30:48 - **Steve Mason** – Apr. 16, 2009

### MOST CONSECUTIVE GAMES WITH SV% ABOVE .900

0 -

### MOST CONSECUTIVE GAMES WITH 30 OR MORE SAVES

- 2 - **Steve Mason** – 4/16-4/18/09 (65 saves)

### MOST CONSECUTIVE STARTS

### ALLOWING THREE GOALS OR LESS

0 -



## FIRST GAME

Home - Apr. 21, 2009 vs. Detroit  
 Road - Apr. 16, 2009 at Detroit

## FIRST PLAYOFF GAME ROSTER

## April 16, 2009 at Detroit

No.	Player	Position
1	Steve Mason	Goaltender
3	Marc Methot	Defense
8	Jan Hejda	Defense
10	Kris Russell	Defense
14	Raffi Torres	Left Wing
18	R.J. Umberger	Center
19	Michael Peca	Center
20	Kristian Huselius	Left Wing
22	Mike Comodore	Defense
25	Jason Chimera	Left Wing
27	Manny Malhotra	Center
29	Jason Williams	Center
33	Fredrik Modin	Left Wing
34	Wade Dubielewicz	Goaltender
40	Jared Boll	Right Wing
50	Antoine Vermette	Center
51	Fedor Tyutin	Defense
61	Rick Nash	Left Wing
93	Jakub Voracek	Right Wing
97	Rostislav Klesla	Defense

## FIRST STARTING LINEUP

**Center:** Manny Malhotra  
**Left Wing:** Kristian Huselius  
**Right Wing:** Rick Nash  
**Defense:** Jan Hejda  
**Defense:** Mike Comodore  
**Goaltender:** Steve Mason

## FIRST WIN

Home -  
 Road -

## FIRST LOSS

Home - Apr. 21, 2009 vs. Detroit (1-4)  
 Road - Apr. 16, 2009 at Detroit (1-4)

## FIRST OVERTIME WIN

Home -  
 Road -

## FIRST OVERTIME LOSS

Home -  
 Road -

## FIRST GOAL

Home - R.J. Umberger (Rick Nash, Jason Williams) at 16:07 of 3rd period vs. Detroit's Chris Osgood on Apr. 21, 2009  
 Road - R.J. Umberger (Jakub Voracek) at 11:40 of 2nd period at Detroit's Chris Osgood on Apr. 16, 2009

## FIRST GOAL AGAINST

Home - Tomas Holmstrom (Marian Hossa) at 1:07 of 1st period against Steve Mason vs. Detroit on Apr. 21, 2009  
 Road - Jiri Hudler (Valtteri Filppula, Mikael Samuelsson) at 10:48 of 2nd period against Steve Mason at Detroit on Apr. 16, 2009

## FIRST GOAL BY DEFENSEMAN

Home - Kris Russell (Raffi Torres) at 15:45 of 2nd period vs. Detroit's Chris Osgood on Apr. 21, 2009  
 Road -

## FIRST POWER PLAY GOAL

Home - R.J. Umberger (Rick Nash, Jason Williams) at 16:07 of 3rd period vs. Detroit on Apr. 21, 2009  
 Road -

## FIRST SHORTHANDED GOAL

Home -  
 Road -

## FIRST GAME-WINNING GOAL

Home -  
 Road -

## FIRST EMPTY NET GOAL

Home -  
 Road -

## FIRST OVERTIME GOAL

Home -  
 Road -

## FIRST FACE-OFF

Manny Malhotra vs. Detroit's Henrik Zetterberg on Apr. 16, 2009 (won)

## FIRST SHOT ON GOAL

Rostislav Klesla at 0:30 of 1st period at Detroit on Apr. 16, 2009

## FIRST MINOR PENALTY

Antoine Vermette at 4:39 of 1st period at Detroit on Apr. 16, 2009 (Goaltender Interference)

## FIRST MAJOR PENALTY

## FIRST MISCONDUCT PENALTY

Mike Comodore at 11:21 of 3rd period at Detroit on Apr. 16, 2009 (10-minute)

## FIRST GOALTENDER WIN

Home -  
 Road -

## FIRST GOALTENDER LOSS

Home - Steve Mason, 22 saves vs. Detroit on Apr. 21, 2009 (1-4)  
 Road - Steve Mason, 30 saves at Detroit on Apr. 16, 2009 (1-4)

## FIRST SHUTOUT WIN

Home -  
 Road -

## FIRST SHUTOUT AGAINST

Home -  
 Road - Chris Osgood, 25 saves at Detroit on Apr. 18, 2009 (0-4)

## FIRST MULTI-POINT GAME

Home - Kristian Huselius (1g, 1a), Rick Nash (1g, 1a), Kris Russell (1g, 1a) & Raffi Torres (2a) vs. Detroit on Apr. 23, 2009  
 Road -

## FIRST TWO-GOAL GAME

Home -  
 Road -

## FIRST TWO-ASSIST GAME

Home - Raffi Torres (2a) vs. Detroit on Apr. 23, 2009  
 Road -

## FIRST HAT TRICK

Home -  
 Road -

## FIRST HAT TRICK AGAINST

Home -  
 Road -

## FIRST THREE-POINT GAME

Home -  
 Road -

## FIRST THREE-ASSIST GAME

Home -  
 Road -

## FIRST FOUR-POINT GAME

Home -  
 Road -

## FIRST FIVE-POINT GAME

Home -  
 Road -

## FIRST PENALTY SHOT

Home -  
 Road -

## FIRST PENALTY SHOT AGAINST

Home -  
 Road -





C O L U M B U S   B L U E   J A C K E T S

# HISTORY



John H. McConnell was the Columbus Blue Jackets' majority owner, chairman and governor. A highly respected business leader, philanthropist and founder of Worthington Industries, he passed away on April 25, 2008 at the age of 84.

Mr. McConnell was born on May 10, 1923, in Pughtown, West Virginia. The son of a steel worker, he grew up during the Great Depression. He served aboard the U.S.S. Saratoga during World War II and married his high school sweetheart, Peggy Rardin, upon discharge from the Navy. He then used the GI Bill to enter Michigan State University, where he studied business and played football.

While working for Weirton Steel Corp., Mr. McConnell identified a niche in the industry for custom steel processing services. He used his 1952 Oldsmobile as collateral for a loan and, in 1955, launched Worthington Industries and the steel processing industry. Today, the company he founded in Columbus is traded on the New York Stock Exchange and employs 4,500 people in 61 facilities in 10 countries. It has annual sales of approximately \$2.6 billion.

He served as chairman until 1996 and retired from the board in 2002. Although he stepped down from a formal leadership role in the company, Mr. McConnell's leadership style, which has been included in the business curriculum at Harvard University and praised by management guru Tom Peters, still drives the company's culture. That philosophy, based on the Golden Rule: "We treat our customers, employees, investors and suppliers as we would like to be treated," is the subject of Mr. McConnell's 2004 book, "Our Golden Rule."

Through his humanitarian and community efforts, Mr. McConnell became widely recognized as one of Columbus' most generous citizens. His charitable contributions led to the McConnell Heart Hospital at Riverside Hospital, which provides treatment and prevention services for heart-related illnesses. The more than \$15 million donation to develop the hospital was the largest gift ever received by Riverside Hospital or its parent com-

pany, OhioHealth.

In 1997, Mr. McConnell led a group of investors to bring the National Hockey League to Columbus. The Blue Jackets played their first game in October 2000. The arrival of the team brought an influx of development and community pride to Columbus. Before the team even took the ice, he made sure the Blue Jackets organization would serve its community in other ways, too. The Columbus Blue Jackets Foundation was established in March of 2000 to help improve the quality of life throughout central Ohio.

Mr. McConnell also was one of the early investors in the Columbus Crew Major League Soccer franchise and previously was a minority owner of the Pittsburgh Pirates baseball club.

Through his work ethic, business acumen, philanthropy, sense of community and genuine desire to do the right thing for his customers, employees and community, Mr. McConnell established himself as a leader, not only in Columbus, but also throughout the steel industry and the business world.

In September 2008, Mr. McConnell posthumously received from the United States Navy Memorial the Lone Sailor Award, "which is given to Sea Service veterans who have excelled with distinction in their respective careers while exemplifying the core values of Honor, Courage and Commitment." He had previously been named Chief Executive Officer of the Year by Financial World magazine, while Industry Week magazine recognized him for Excellence in Management. He was the recipient of the Horatio Alger Award and the National Football Foundation Gold Medal Award. He received the 33rd degree Scottish Rite Mason, the Ohio Governor's Award and the Michigan State University Outstanding Alumni Award. He was inducted into the Junior Achievement National Business Hall of Fame, the Central Ohio Business Hall of Fame and the Columbus Hall of Fame.

## TEAM QUICK FACTS

National Hockey League Franchise Awarded:	June 25, 1997
Inaugural Season:	2000-01
Team Colors:	Union Blue, Goal Red, Capital Silver
Home Arena (capacity):	Nationwide Arena (18,144)
Practice Facility:	Dispatch Ice Haus (located at Nationwide Arena) 200 W. Nationwide Blvd., Columbus, OH 43215; (614) 246-3380
Minor League Affiliates:	Syracuse Crunch (AHL), Gwinnett Gladiators (ECHL)
Official Team Web Site:	www.BlueJackets.com
Television Affiliate:	FOX Sports Ohio
Flagship Radio Stations:	WBNS-AM1460 "The Fan" and WWCD-FM 101.1

## HISTORY BEHIND THE NAME

The Blue Jackets name pays homage to Ohio's contributions to American history and the great pride and patriotism exhibited by its citizens, especially during the Civil War as both the state of Ohio and the city of Columbus were significantly influential on the Union Army. Ohio contributed more of its population to the Union Army than any other state, while many of the uniforms worn by the Union soldiers were manufactured in Columbus.

## THE COLORS

The Blue Jackets colors help define the team and tell our story. The Blue Jackets colors consist of Union Blue, Goal Red and Capital Silver. Union Blue represents the color worn by the Union Army, Goal Red references the most exciting moment in hockey and Capital Silver is reflected in the star of the logo which signifies Columbus as the capital of Ohio.

## THE LOGOS

### PRIMARY LOGO



**Blue Jackets Primary Logo:** The club's primary logo is inspired by the state flag of Ohio, with its unique pennant shape, red, white and blue colors and white stars, in the shape of the letter C. That image overlays the familiar Blue Jackets' star. The official state flag of Ohio, called the "Ohio burgee," is based upon the pennant used by the Ohio cavalry from 1862-65. Ohio's is the only American state flag that is not shaped in a rectangle.

### SECONDARY LOGO



**Blue Jackets Secondary Logo:** The Blue Jackets secondary logo was introduced in 2003. The mark contains a blue Union Army cap that features two crossed hockey sticks. The cap, inspired by those worn by soldiers during the Civil War, lies on a red with white trim background surrounded by a blue with silver trim oval containing two stars anchoring the words "Columbus Blue Jackets."



- Nov. 1, 1996** – Columbus Hockey Limited, a partnership formed by five investors interested in attracting a National Hockey League expansion team to Columbus, Ohio, submits an application and a \$100,000 fee to the NHL office.
- Jan. 13, 1997** – Columbus Hockey Limited makes a formal presentation to the NHL in New York.
- May 31, 1997** – Nationwide Insurance announces plans to privately finance a \$150 million arena in downtown Columbus.
- June 25, 1997** – The NHL awards the city of Columbus an expansion franchise along with Nashville, Tenn., Atlanta, Ga., and St. Paul, Minn.
- Nov. 11, 1997** – Team officials announce that the name of the franchise will be the Blue Jackets, celebrating patriotism, pride and the rich Civil War history in the state of Ohio and, more specifically, the city of Columbus.
- Feb. 11, 1998** – Doug MacLean, who led the Florida Panthers to the Stanley Cup Finals in 1996 as the team's head coach, is named general manager of the Blue Jackets. Shortly after, he would also accept the role as the organization's president.
- May 26, 1998** – Ground is broken in downtown Columbus on the site of Nationwide Arena, future home of the Blue Jackets.
- July 13, 1998** – Jim Clark is named assistant general manager of the Blue Jackets.
- Feb. 9, 1999** – The Columbus Blue Jackets Fan Preview Center opens. The state-of-the-art, interactive marketing facility is aimed at enhancing season ticket sales by simulating the Nationwide Arena experience to fans.
- Feb. 25, 1999** – Don Boyd is named the director of amateur scouting for the Blue Jackets.
- Sept. 30, 1999** – The Syracuse Crunch of the American Hockey League is named the minor-league affiliate of the Columbus Blue Jackets.
- Oct. 14, 1999** – The team unveils its home and road jerseys with Mike Emrick, television voice of the New Jersey Devils, presiding over the event. Over 4,000 enthusiastic fans attend the unveiling at the Easton Town Center.
- Mar. 29, 2000** – The team announces the formation of the Columbus Blue Jackets Foundation, a grant-making public charity that will orchestrate the team's community development and fund-raising programs.
- May 1, 2000** – Team officials meet with NHL executives in New York and it is determined that the Blue Jackets have met all requirements for admission into the league, including the sale of over 12,000 season tickets. As a recognized franchise, the Blue Jackets may now officially actively participate in all NHL-related matters.
- May 4, 2000** – The Blue Jackets sign the first player in the history of the organization, Niagara University goaltender Greg Gardner.
- May 11, 2000** – The Blue Jackets negotiate the first trade in the history of the organization, sending their fourth and ninth-round picks in the 2000 NHL Entry Draft to the New York Islanders for forward Chris Nielsen.
- June 23, 2000** – The Blue Jackets and Minnesota Wild participate in the 2000 Expansion Draft in Calgary, Alberta.
- June 24-25, 2000** – The Blue Jackets select 11 players in their first Entry Draft at the Saddledome in Calgary, Alberta. With the first pick in team history, the club tabs Brampton Battalion defenseman Rostislav Klesla with the fourth overall pick.
- July 3-4, 2000** – Columbus makes its first significant splash in the free agent market by signing defenseman Lyle Odelein and goaltender Ron Tugnutt on back-to-back days.
- July 5, 2000** – The Blue Jackets name former Calgary Flames and Team Canada bench boss Dave King as the first head coach in team history. Shortly thereafter, Newell Brown is named associate coach, Gerard Gallant assistant coach and Rick Wamsley goaltending coach.
- Sept. 8, 2000** – The Blue Jackets open their training camp at the CoreComm Ice Haus, the only practice facility in the NHL housed where the team plays its games.
- Sept. 8-9, 2000** – The grand opening of Nationwide Arena takes place and features a pair of sold-out concerts by country music superstars Tim McGraw and Faith Hill.
- Sept. 15, 2000** – Columbus plays its first preseason game at Mellon Arena in Pittsburgh. The Penguins defeat the Blue Jackets, 3-2. Martin Spanhel scores the "unofficial" first goal in team history.
- Oct. 7, 2000** – Welcome to the NHL Columbus! The Blue Jackets jump out to a 3-0 first period lead, but suffer a 5-3 loss to the Chicago Blackhawks before a sellout crowd of 18,136 in their inaugural NHL game. Bruce Gardiner scores the first goal in team history at 7:34 of the first period.



- Oct. 12, 2000** – Kevyn Adams scores two goals, including the game-winner at 4:13 of the second period, as the Blue Jackets post the first win in franchise history with a 3-2 victory over the Calgary Flames at the Pengrowth Saddledome.
- Oct. 27, 2000** – Marc Denis makes 32 saves to lead the Blue Jackets to a 3-2 win over the Washington Capitals. The win is the first in club history at Nationwide Arena.
- Dec. 18, 2000** – Ron Tugnutt makes 27 saves to record the first shutout in team history in a 2-0 win over the Canadiens at the Molson Centre in Montreal.
- Feb. 10, 2001** – Geoff Sanderson collects the first hat trick in team history as he scores all of the Blue Jackets' goals in a 3-2 win over Nashville at Nationwide Arena.
- Mar. 19, 2001** – David Vyborny becomes the first rookie in NHL history to score a pair of penalty shot goals in one season when he beats Nashville's Tomas Vokoun. He also scored on Chicago's Robbie Tallas on Oct. 15.



- Mar. 24, 2001** – Espen Knutsen sets a club record for assists and points in a game with five in a 6-4 win over the Calgary Flames at Nationwide Arena.
- Apr. 8, 2001** – Ron Tugnutt makes 29 saves to beat the Chicago Blackhawks 4-3 in overtime and picks up his 22nd win of the season to set a new NHL record for wins by a goaltender on an expansion team.
- June 23-24, 2001** – The Blue Jackets select 11 players, including Montreal Rocket goaltender Pascal Leclaire with the eighth overall pick, at the 2001 Entry Draft at National Car Rental Center in Sunrise, Fla.
- July 6, 2001** – The Blue Jackets name Jim Clark executive vice-president and assistant general manager, Bob Strumm director of pro scouting and Paul Castron assistant director of amateur scouting.
- Sept. 16, 2001** – The Blue Jackets hold a "Red, White & Blue" scrimmage at Nationwide Arena to raise money for victims of the 9/11 tragedies. Members of the Columbus Police and Fire Department hockey teams collect nearly \$35,000 at the event.
- Oct. 4-8, 2001** – The Blue Jackets are fit to be tied as the club opens its second NHL season with three consecutive ties. Columbus battles St. Louis to a 3-3 tie at Nationwide Arena on Oct. 4 and then comes away with 3-3 and 2-2 stalemates in a home-and-home series against Philadelphia.
- Nov. 21, 2001** – Columbus plays the first game in team history that ends in a scoreless tie following regulation play. However, Luc Robitaille's goal at 4:17 of overtime gives Detroit a 1-0 win. Columbus would suffer a similar fate vs. Nashville on Feb. 9, 2002.
- Feb. 2, 2002** – Espen Knutsen becomes the first player to represent the Blue Jackets at the All-Star Game. He tallies a goal and an assist to help the World Team to an 8-5 win over the North American squad at the STAPLES Center in Los Angeles. He is also the first native of Norway to play in the game.
- Feb. 8, 2002** – David Vyborny's third period goal lifts the Blue Jackets past league-leading Detroit and gives Columbus its first-ever win at Joe Louis Arena. The loss was one of just seven suffered by the eventual Stanley Cup champions at home.
- Mar. 16, 2002** – Brittanie Cecil, 13, is struck by a deflected puck while attending the Blue Jackets game against the Calgary Flames at Nationwide Arena. She dies two days later becoming the first fan fatality in the NHL's 85-year history. The Blue Jackets honor her memory by wearing a heart shaped decal with her initials "BNC" on their helmets for the remainder of the season.
- Mar. 23-24, 2002** – The Blue Jackets host the Seventh Annual Willie O'Ree All-Star Weekend, which features kids ages 10-12 who are participants in the NHL Diversity Task Force program. The game on Mar. 24 drew a record crowd in excess of 4,000 fans at Nationwide Arena.
- Apr. 12, 2002** – The Blue Jackets beat the Atlanta Thrashers, 5-4 in overtime in the final home game of the 2001-02 season. The 18,136 fans in attendance mark the club's 56th-consecutive sellout at Nationwide Arena.
- June 17, 2002** – Assistant Director of Amateur Scouting Paul Castron is promoted to director of player development for the Blue Jackets.
- June 22, 2002** – The Blue Jackets, who are expected to select third overall at the 2002 Entry Draft at Air Canada Centre in Toronto, trade up to get the first overall pick and use it to select London Knights left wing Rick Nash.
- June 22-23, 2002** – An active draft weekend finds the Blue Jackets making five trades and selecting 13 players at the 2002 Entry Draft at Air Canada Centre in Toronto.
- June 27, 2002** – The Blue Jackets' arrival in Columbus is voted the top moment in Columbus sports history by fans; it is announced at "Columbus Celebrates Sports," a fund-raising event hosted by the Greater Columbus Convention and Visitor's Bureau to kick off the newly formed Columbus Sports Commission.
- July 17, 2002** – Gord Murphy is named assistant coach of the Blue Jackets.
- Sept. 16, 2002** – For the first time, the Blue Jackets conduct a portion of training camp outside Columbus, traveling to Cahill Stadium in Summerside, PEI, Canada for five days of practices and scrimmages.
- Oct. 10, 2002** – The Blue Jackets win their season and home-opener for the first time in club history, beating the Chicago Blackhawks, 2-1 at Nationwide Arena. Rick Nash becomes the eighth first overall NHL draft pick, and first since Eric Lindros in 1991, to score a goal in his first NHL game.
- Oct. 19, 2002** – Columbus' home sellout streak of 58 consecutive games is snapped as a crowd of 17,424 is on hand to watch the Blue Jackets beat Florida, 4-1 at Nationwide Arena. The streak began on Jan. 27, 2001 vs. Anaheim and ended on Oct. 14, 2002 vs. Phoenix.
- Jan. 7, 2003** – The Blue Jackets fire head coach Dave King. President and General Manager Doug MacLean replaces him as interim head coach for the remainder of the season.
- Jan. 8-11, 2003** – Columbus posts three-straight road wins for the first time in team history, beating Minnesota (2-1 on Jan. 8), Vancouver (3-2 on Jan. 10) and Calgary (7-2 on Jan. 11) in Doug MacLean's first three games behind the bench.
- Feb. 1, 2003** – Rick Nash and Rostislav Klesla play in the Topps/NHL YoungStars Game during All-Star Weekend in Sunrise, Fla. Nash notches 2-1-3 in the contest.
- Feb. 2, 2003** – Ray Whitney becomes the second Blue Jacket to play in the All-Star Game and tallies 0-1-1 to help the Western Conference to a 6-5 win at the Office Depot Center in Sunrise, Fla.
- Mar. 20, 2003** – Tyler Wright scores three goals in a 4-3 overtime win vs. Toronto to become the first player in Blue Jackets history to record two hat tricks in a season. He also scored three times in a 5-1 win vs. Los Angeles on Oct. 27, 2002.
- Mar. 29, 2003** – Geoff Sanderson becomes the first player in team history to score four goals in a game in a 6-4 win at Calgary. Sanderson adds an assist and Andrew Cassels tallies 1-4-5 as each ties the club record for points in a game.
- Apr. 4, 2003** – During the third period vs. Detroit, Marc Denis breaks the NHL single season record for minutes played by a goaltender (4,433 by New Jersey's Martin Brodeur in 1995-96). He finishes the season with a new standard of 4,511.

- June 6, 2003** – The Blue Jackets announce that Doug MacLean will remain as the club's head coach.
- June 21-22, 2003** – Columbus selects 10 players, including right wing Nikolai Zherdev with the fourth overall pick, at the 2003 Entry Draft at the Gaylor Entertainment Center in Nashville, Tenn. Parma-native Dan Fritsche becomes the first Ohio-born player drafted by the Blue Jackets when the club selects him in the second round, 46th overall.
- Oct. 9, 2003** – The Blue Jackets open on the road for the first time in club history, suffering a 2-1 defeat against the Atlanta Thrashers.
- Oct. 11-16, 2003** – Marc Denis made 25 saves as the Blue Jackets posted their first shutout in a home opener with a 5-0 win against the New York Rangers. Coupled with wins against Vancouver and Chicago, the Blue Jackets open the season 3-0 at Nationwide Arena.
- Oct. 13, 2003** – The Blue Jackets' "Third Jersey" is unveiled during a ceremony outside of Nationwide Arena. Later that night, the Blue Jackets defeat the Vancouver Canucks 3-2 in their first game wearing the "Third Jersey."
- Jan. 1, 2004** – Gerard Gallant takes over as interim head coach after Doug MacLean relinquishes the role of head coach. A day later, Gallant wins his debut with a 2-0 victory at Tampa Bay.
- Feb. 6, 2004** – Nikolai Zherdev represents the Blue Jackets in the NHL YoungStars Game during the NHL All-Star Game Weekend in St. Paul, Minn. Zherdev records a goal and an assist in the game.
- Feb. 7, 2004** – Nineteen-year old Rick Nash plays in the NHL All-Star Game for the Western Conference at the Xcel Energy Center in St. Paul, Minn. Nash is the first teenager to play in the game in 12 years and youngest to play in the game since 1986.
- Feb. 20, 2004** – For the first time in franchise history, all four of the Blue Jackets' first round picks play in the same game. Rostislav Klesla, Pascal Leclaire, Rick Nash and Nikolai Zherdev play as the Jackets lost 3-2 at Phoenix in Leclaire's first-ever NHL game.
- Mar. 21-27, 2004** – The Blue Jackets tie a team record with four consecutive victories culminated by a 3-2 overtime victory at Nashville on Mar. 27. The streak included wins at Vancouver, and home victories against Minnesota and Anaheim.
- Apr. 3, 2004** – Rick Nash nets his 41st goal of the season in the Blue Jackets' final game of the season. Nash finishes the season tied with Atlanta's Ilya Kovalchuk and Calgary's Jarome Iginla for the NHL lead in goals, netting him a share of the Maurice "Rocket" Richard Trophy. He becomes the youngest player in NHL history in lead the League in goals. The Jackets defeated the Detroit Red Wings 4-1 at Joe Louis Arena.
- June 25, 2004** – The Blue Jackets announce that Gerard Gallant will remain as head coach. Former University of North Dakota Head Coach Dean Blais is named associate coach.
- June 26-27, 2004** – The Blue Jackets select 11 players, including Lewiston's Alexandre Picard with the eighth overall pick at the 2004 Entry Draft at the RBC Center in Raleigh, N.C.
- Aug. 20-29, 2004** – Team USA holds its training camp for the 2004 World Cup of Hockey at Nationwide Arena, including pre-tournament games against Team Canada and Team Russia.
- Sept. 15, 2004** – The Collective Bargaining Agreement between the National Hockey League and the National Hockey League Players Association expires. NHL Commissioner Gary Bettman announces that the league will not resume play until a new CBA is reached.
- Feb. 16, 2005** – NHL Commissioner Gary Bettman announces that due to the lack of a new Collective Bargaining Agreement between the league and its players the 2004-05 season has been cancelled.
- Apr. 30-May 15, 2005** – Blue Jackets left wing Rick Nash leads Team Canada to a silver medal at the 2005 World Championships. He leads the tournament goal scoring, ranks second in points and is named to the All-Tournament team as he tallies 9-6-15 with a +7 plus/minus rating in nine games.
- July 13, 2005** – The NHL and NHLPA announce an agreement in principle on a new Collective Bargaining Agreement.
- July 22, 2005** – NHL Commissioner Gary Bettman announces that a new Collective Bargaining Agreement between the league and its players has been reached and NHL hockey will return in October 2005.
- July 30, 2005** – The Blue Jackets select eight players, including Vancouver Giants center Gilbert Brule with the sixth overall pick, at the 2005 Entry Draft held at the Westin Hotel in Ottawa.
- Aug. 1-10, 2005** – In the opening days of the first free agent signing period under the new CBA, the Blue Jackets agree to terms with several players, including defensemen Adam Foote and Bryan Berard, forward Jan Hrdina and goaltender Martin Prosek.
- Aug. 8, 2005** – The Blue Jackets re-sign left wing Rick Nash to a five-year contract.
- Aug. 30, 2005** – Don Boyd is promoted to director of player personnel.
- Oct. 28, 2005** – The Blue Jackets beat Minnesota 2-1 at Nationwide Arena in the first game decided by a shootout in team history. Trevor Letowski beats Wild goaltender Dwayne Roloson in the eighth round to give the Jackets the win.
- Nov. 15, 2005** – The Blue Jackets acquire six-time All-Star Sergei Fedorov and a fifth round pick in the 2006 NHL Entry Draft (Maxime Fochette) from Anaheim in exchange for Tyler Wright and Francois Beauchemin.
- Dec. 6, 2005** – Adam Foote is named the fourth captain in franchise history.
- Dec. 21, 2005** – David Vyborny misses his first game since Oct. 17, 2002, snapping his franchise-record streak of 194 consecutive games played. He suffered a rib injury vs. Detroit on Dec. 20.





- Jan. 8, 2006** – Bryan Berard scores three goals to collect his first career hat trick in a 5-2 win at Phoenix.
- Feb. 14-25, 2006** – Four Blue Jackets compete at the Winter Olympics in Turin, Italy. David Vybrony leads the Czech Republic to a bronze medal, while Rick Nash (Canada), Adam Foote (Canada) and Radoslav Suchy (Slovakia) also participate.
- Mar. 24-Apr. 3, 2006** – The Blue Jackets set a franchise record for consecutive wins with six, culminating with a 3-1 win at Nashville. The club also had road wins at St. Louis and Detroit and home wins over Calgary, San Jose and Chicago during the streak that was snapped with a 6-5 shootout loss at Detroit on Apr. 7.
- Mar. 25, 2006** – Trailing 3-0 entering the third period, the Blue Jackets rally for four goals in the span of 7:37 to take a 4-3 lead over the Detroit Red Wings at Joe Louis Arena and go on to win 5-4 in a shootout.
- Apr. 7, 2006** – Rick Nash scores his third goal, the game-tying goal at 19:27 of the third period, to record his first career hat trick in a 6-5 shootout loss at Detroit.
- Apr. 18, 2006** – Sergei Fedorov scores at 0:35 of overtime to give Columbus a 5-4 win over Dallas in the season finale at Nationwide Arena. The goal is Fedorov's 14th career overtime goal, which is tied with Toronto's Mats Sundin for the all-time lead in NHL history. The Blue Jackets finished the season with the most wins (35) and points (74) in franchise history.
- June 24, 2006** – The Blue Jackets select 10 players, including Drummondville Voltigeurs center Derick Brassard with the sixth overall pick, at the 2006 Entry Draft held at General Motors Place in Vancouver.
- July 7, 2006** – Syracuse Crunch Head Coach Gary Agnew is named assistant coach of the Blue Jackets.
- July 21, 2006** – Paul Castron is promoted to director of amateur scouting of the Blue Jackets.
- Aug. 1, 2006** – Clint Malarchuk is named goaltending coach of the Blue Jackets.
- Nov. 13, 2006** – The Blue Jackets fire head coach Gerard Gallant. Assistant Coach Gary Agnew is named interim head coach the following day.
- Nov. 22, 2006** – Ken Hitchcock is named the fourth head coach in Blue Jackets history.
- Jan. 5, 2007** – For just the second time in team history, the Blue Jackets rally from a three-goal third period deficit to beat the Anaheim Ducks 4-3 at Honda Center. Columbus scores three times in a span of 1:54 capped by Manny Malhotra's game-winner with 1:20 left in the period. Goaltender Fredrik Norrena preserves the win by stopping All-Star Teemu Selanne's penalty shot attempt at the 19:39 mark.
- Jan. 24, 2007** – Rick Nash makes his second consecutive appearance at the All-Star Game played at American Airlines Center in Dallas. He registers four points on two goals and two assists to lead the Western Conference to a 12-9 win.
- Feb. 24, 2007** – Columbus scores two shorthanded goals in a game for the first time in team history to overcome a 2-0 deficit to beat the New York Rangers 3-2 at Madison Square Garden. Jason Chimera's shorthanded goal at 11:02 of the second period tied the game at 2-2 and Rick Nash's shorthanded tally just 4:52 later was the game-winner.
- Apr. 19, 2007** – Blue Jackets announce that President/General Manager Doug MacLean has been relieved of his duties with the organization. Michael Priest is named president of the organization and Jim Clark will serve as interim general manager.
- Apr. 27-May 13, 2007** – Five Blue Jackets – Rick Nash (Canada), Jason Chimera (Canada), David Vybrony (Czech Republic), Rostislav Klesla (Czech Republic) and Fredrik Norrena (Finland) – and prospects Raffaele Sannitz (Switzerland) and Jaroslav Balastik (Czech Republic) participate in the 2007 World Championships in Russia. Nash, who is named MVP of the tournament, and Chimera win gold medals for Canada, while Norrena helps Finland capture the silver medal.
- June 15, 2007** – Scott Howson is named the second general manager in Blue Jackets history.
- June 22-23, 2007** – The Blue Jackets select seven players, including Halifax Mooseheads right wing Jakub Voracek with the seventh overall pick, at the 2007 Entry Draft held at Nationwide Arena.
- June 28, 2007** – Claude Noel is named assistant coach of the Blue Jackets.
- July 26, 2007** – Former Blue Jackets player Tyler Wright is named the club's development coach.
- Nov. 23, 2007** – Pascal Leclaire makes 32 saves in a 4-0 win at Minnesota to record his team record sixth shutout in just his 15th start of the season. He would end the season with nine, ranking second in the NHL.
- Dec. 26, 2007-Jan. 15, 2008** – The Blue Jackets set a franchise record by winning six consecutive home games. The club beats Atlanta, Carolina, Edmonton, St. Louis, Nashville and Vancouver at Nationwide Arena during that stretch.
- Dec. 31, 2007** – Rick Nash scores three goals to collect the 12th hat trick in Blue Jackets history in a 4-2 win over the Edmonton Oilers at Nationwide Arena. It is Nash's second career hat trick.
- Jan. 17, 2008** – Rick Nash scores one of the most dynamic goals in NHL history as he beats a pair of Phoenix defensemen and goaltender Mikael Tellqvist with 21.5 seconds left in regulation to lift Columbus to a 4-3 win at Jobing.com Arena.



**Dec. 2-9, 2006** – First-year NHL goaltender Fredrik Norrena plays 155:28 without allowing a goal to set a franchise record for the longest shutout streak. The stretch includes back-to-back shutouts at Edmonton (4-0, 21 saves) and Colorado (3-0, 42 saves).

- Jan. 27, 2008** – Rick Nash set an All-Star Game record by scoring a goal just :12 into the game en route to collecting the 15th hat trick in All-Star Game history at Philips Arena in Atlanta. The game marked Nash's third-straight All-Star Game selection and he has combined for 5-2-7 in the past two games.
- Feb. 23, 2008** – Pascal Leclaire records his ninth shutout of the season with 31 saves to beat the Montreal Canadiens 3-0 at Bell Centre. The Jackets improve to 3-1-1 all-time at Montreal, including two shutouts.
- Mar. 12, 2008** – Rick Nash is named the fifth captain in franchise history.
- Apr. 5, 2008** – Ken Hitchcock becomes just the 20th head coach in NHL history to reach the 900-game milestone when the Blue Jackets take on the St. Louis Blues at Scottrade Center.
- Apr. 6, 2008** – Jason Chimera misses the season finale due to a groin injury, which ends his franchise record for consecutive games played at 243. The streak began on Oct. 9, 2005 at Chicago in his first game with the club.
- April 25, 2008** – Blue Jackets majority owner and chairman John H. McConnell passes away at the age of 84. His son, John P. McConnell, assumes the duties of majority owner, chairman and governor for the hockey club.
- May 2-18, 2008** – Six Blue Jackets compete at the 2008 IIHF World Championships in Canada. Head Coach Ken Hitchcock, Rick Nash, Jason Chimera and Pascal Leclaire represent the host Canadians, while Jiri Novotny and Jan Hejda play for the Czech Republic. Canada wins the silver medal as Nash is named to the All-Tournament Team for the third consecutive year.
- June 20, 2008** – The Blue Jackets acquire center R.J. Umberger and a fourth round pick in the 2008 Entry Draft from the Philadelphia Flyers in exchange for first and third round picks in 2008. Umberger becomes the first Ohio State hockey player to join the Blue Jackets organization.
- June 20-21, 2008** – The Blue Jackets select nine players, including CSKA forward Nikita Filatov with the sixth overall pick, at the 2008 Entry Draft held at Scotiabank Place in Ottawa.
- July 3, 2008** – Chris MacFarland is promoted to assistant general manager.
- July 9, 2008** – Blue Jackets sign Head Coach Ken Hitchcock to a three-year contract extension through 2011-12 season.
- Oct. 17, 2008** – Rookies Nikita Filatov and Jakub Voracek set a franchise record for fastest two goals scored vs. Nashville. The duo scores just :08 apart as Filatov lights the lamp at 14:18 of the first period and Voracek follows suit at the 14:26 mark.
- Dec. 23, 2008-Jan. 2, 2009** – Rookie Steve Mason sets the franchise record for longest shutout streak at 199:19 and becomes the first Blue Jackets goaltender to record three-straight shutouts – Dec. 27 vs. Philadelphia, Dec. 29 at Los Angeles and Dec. 31 at Anaheim.
- Jan. 10, 2009** – Nikita Filatov scores three goals vs. Minnesota at Nationwide Arena to become the first rookie in Blue Jackets history to record a hat trick.
- Jan. 27, 2009** – Rick Nash collects his third career hat trick, scoring all three goals, including the game-winner in overtime, in a 3-2 win over Detroit at Nationwide Arena.
- Feb. 19, 2009** – Ken Hitchcock becomes the 13th coach in NHL history to record 500 wins when the Blue Jackets beat the Toronto Maple Leafs 4-3 in a shootout at Air Canada Centre.
- Mar. 7, 2009** – Rick Nash becomes the first player since Montreal's Maurice "Rocket" Richard in 1947-48 to record an unassisted hat trick as the Jackets set a franchise record for goals in a game in an 8-2 win at Detroit.
- Mar. 12, 2009** – A regular season record crowd of 19,167 at Nationwide Arena is on hand to see the Blue Jackets defeat the Pittsburgh Penguins 4-3 in a shootout.
- Apr. 8, 2009** – Rick Nash's goal at 14:30 of the third period erases a 3-2 Chicago lead and forces overtime, resulting in the Blue Jackets clinching the first playoff berth in franchise history. Fedor Tyutin's shootout goal is the game-winner as the Jackets beat the Blackhawks 4-3 at United Center.
- Apr. 26, 2009** – The Blue Jackets drop a 4-1 decision at Detroit's Joe Louis Arena in the first Stanley Cup Playoff game in franchise history.
- Apr. 21, 2009** – A Nationwide Arena record crowd of 19,219 is on hand for the first Stanley Cup Playoff game played in the state of Ohio. Detroit earns a 4-1 win in Game Three of the Western Conference Quarterfinals Series.
- June 18, 2009** – At the 2009 NHL Awards, held at The Pearl Concert Theater in the Palms Hotel in Las Vegas, Blue Jackets goaltender Steve Mason wins the Calder Memorial Trophy as NHL Rookie of the Year and is runner-up in voting for the Vezina Trophy as top goaltender. Also, forward Rick Nash wins the NHL Foundation Player Award for his charity work in the community.
- June 26-27, 2009** – The Blue Jackets select six players, including Chicago Steel defenseman John Moore with the 21st overall pick, at the 2009 Entry Draft held at Bell Centre in Montreal.
- June 30, 2009** – The Blue Jackets name Dave Rook the club's goaltending coach.
- July 3, 2009** – The Blue Jackets sign captain Rick Nash to an eight-year contract extension that will keep the first overall pick of the 2002 Entry Draft in Columbus through the 2017-18 season.





## 2000

- May 8** Signed LW Jonathan Schill as a free agent.
- May 11** Acquired C Chris Nielsen from NY Islanders for fourth and ninth-round picks in 2000 Entry Draft.
- May 16** Signed LW Mathieu Darche as a free agent.
- May 16** Signed G Greg Gardner as a free agent.
- May 17** Signed LW Jeremy Reich as a free agent.
- May 25** Acquired C Espen Knutsen from Anaheim for a fourth round pick in 2001 Entry Draft.
- May 26** Signed C Blake Bellefeuille as a free agent.
- May 26** Claimed D Jamie Heward off waivers from NY Islanders.
- May 29** Signed D Dan Watson as a free agent.
- May 30** Signed LW Martin Spanhel as a free agent.
- June 2** Signed RW Reggie Savage as a free agent.
- June 5** Signed C Brad Moran as a free agent.
- June 7** Acquired G Marc Denis from Colorado for a second round pick in 2000 Entry Draft.
- June 8** Signed RW David Vyborny as a free agent.
- June 12** Acquired RW Jan Caloun, a ninth round pick in 2000 Entry Draft and future considerations from San Jose for future considerations.
- June 12** Acquired LW Krzysztof Oliwa from New Jersey for third round pick in 2001 Entry Draft.
- June 22** Selected 26 players in Expansion Draft.



- June 23** Acquired D Jean-Luc Grand-Pierre, RW Matt Davidson, a fifth round pick in 2000 Entry Draft and a fifth round pick in 2001 Entry Draft from Buffalo for past considerations.
- June 23** Acquired D Deron Quint from New Jersey for past considerations.
- June 29** Signed D Lyle Odelein as a free agent.
- July 4** Signed G Ron Tugnutt as a free agent.
- July 7** Signed D Frantisek Kucera as a free agent.
- July 11** Signed C Serge Aubin as a free agent.
- July 18** Signed D Michael Gaul as a free agent.
- July 20** Signed D Petteri Nummelin.
- July 24** Signed RW Jan Caloun.

- Aug. 3** Signed C Bill Bowler as a free agent.
- Aug. 3** Signed LW Sean Selmser as a free agent.
- Aug. 3** Signed D Andrei Sryubko as a free agent.
- Aug. 7** Signed D Sergei Klimentiev as a free agent.
- Aug. 16** Acquired RW Kent McDonell from Detroit for a sixth round pick in 2003 Entry Draft.
- Aug. 24** Signed D Kevin Dahl as a free agent.
- Aug. 24** Signed RW Mike Maneluk as a free agent.
- Aug. 31** Signed G Marc Denis.
- Sept. 24** Signed D Tyler Sloan as a free agent.
- Oct. 2** Signed D Rostislav Klesla.
- Oct. 6** Signed LW Steve Maltais as a free agent.
- Nov. 9** Acquired G Jean-Francois Labbe from NY Rangers for D Bert Robertsson.
- Nov. 23** Placed RW Jan Caloun on unconditional waivers.
- Nov. 27** Signed RW Alexander Selivanov as a free agent.

## 2001

- Jan. 14** Acquired a third round pick in 2001 Entry Draft from Pittsburgh for LW Krzysztof Oliwa.
- Jan. 31** Signed LW Jody Shelley as a free agent.
- Mar. 13** Acquired LW Ray Whitney and considerations from Florida for C Kevyn Adams and a fourth round pick in 2001 Entry Draft.
- Mar. 13** Acquired a third round pick in 2001 Entry Draft from Buffalo for RW Steve Heinze.
- Mar. 13** Acquired a sixth round pick in 2001 Entry Draft from Pittsburgh for D Frantisek Kucera.
- Mar. 13** Claimed RW Blake Sloan off waivers from Dallas.
- Mar. 14** Re-signed D Radim Bicanek.
- May 7** Signed G Karl Goehring as a free agent.
- May 10** Signed D Duvie Westcott as a free agent.
- May 18** Claimed C Sean Pronger off waivers from NY Islanders.
- May 29** Signed C Brett Harkins as a free agent.
- May 31** Signed D Jeff Ware as a free agent.
- June 20** Signed C Andrej Nedorost.
- June 20** Signed LW Martin Paroulek.
- June 24** Acquired D Paul Manning from Calgary for a fifth round pick in 2001 Entry Draft.
- July 7** Signed RW David Ling as a free agent.
- July 7** Signed C Mike Sillinger as a free agent.
- July 9** Re-signed RW Blake Sloan.
- July 10** Signed D Darrel Scoville as a free agent.
- July 13** Re-signed C Tyler Wright.
- July 31** Re-signed D Mattias Timander.
- July 31** Re-signed RW Matt Davidson.

## ALL-TIME TRANSACTIONS

- July 31 Re-signed D Andrei Strybko.
- July 31 Re-signed G Greg Gardner.
- Aug. 3 Re-signed D Jamie Pushor.
- Aug. 23 Re-signed LW Geoff Sanderson.
- Aug. 29 Acquired RW Grant Marshall from Dallas for a second round pick in 2003 Entry Draft.
- Sept. 17 Signed G Andrew Penner as a free agent.
- Sept. 17 Signed D Derrick Walser as a free agent.
- Sept. 24 Re-signed D Deron Quint.
- Sept. 28 Claimed LW Kirk Muller off waivers from Dallas.
- Sept. 28 Acquired D Evgeny Petrochinin from Dallas for LW Kirk Muller.
- Oct. 19 Signed G Shane Bendera.

## 2002

- Mar. 15 Acquired a fourth round pick in the 2003 Entry Draft from Pittsburgh for D Jamie Pushor.
- Mar. 19 Acquired D Jaroslav Spacek and a second round pick in 2003 Entry Draft from Chicago for D Lyle Odelein.
- Mar. 19 Acquired D Jamie Allison from Calgary for RW Blake Sloan.
- Apr. 22 Re-signed LW Jody Shelley.
- Apr. 23 Signed G Pascal Leclaire.
- May 28 Re-signed RW David Vyborny.
- May 28 Signed C Sean Pronger.
- May 28 Signed D Scott Heffernan.
- June 2 Signed RW Ben Knopp.
- June 18 Acquired 20th overall pick in 2002 Entry Draft from Dallas for G Ron Tugnutt and the 32nd pick in 2002 Entry Draft.
- June 22 Acquired first overall pick in 2002 Entry Draft from Florida for third overall pick and future considerations.



- June 22 Acquired rights to LW Mike Pandolfo and the 30th pick in 2002 Entry Draft from Buffalo for the 20th overall pick in 2002 Entry Draft.
- June 22 Acquired the 41st and 96th picks overall in the 2002 Entry Draft from Atlanta for the 30th overall in the 2002 Entry Draft.

- June 22 Acquired a fourth round pick in 2002 Entry Draft from NY Islanders for D Mattias Timander.
- June 23 Acquired sixth and seventh round picks in 2002 Entry Draft from Philadelphia for a fifth round pick in 2003 Entry Draft.
- June 23 Acquired ninth round pick in 2002 Entry Draft from Florida for ninth round pick in 2003 Entry Draft.
- June 26 Re-signed RW Grant Marshall.
- June 26 Signed C/LW Lasse Pirjeta.
- June 27 Re-signed G Marc Denis.
- July 2 Signed RW Tim Jackman.
- July 4 Signed D Scott Lachance as a free agent.
- July 4 Signed D Luke Richardson as a free agent.
- July 8 Signed LW Mike Pandolfo.
- July 8 Re-signed D Jamie Allison.
- July 17 Signed C Don MacLean as a free agent.
- July 29 Re-signed C Espen Knutsen.
- July 29 Re-signed D Jean-Luc Grand-Pierre.
- July 29 Re-signed LW Geoff Sanderson.
- Aug. 15 Signed C Andrew Cassels as a free agent.
- Oct. 4 Claimed D Mathieu Biron from Tampa Bay in 2002 Waiver Draft.
- Oct. 4 Acquired RW Petr Tenkrat from Florida in exchange for D Mathieu Biron.
- Oct. 5 Claimed RW Hannes Hyvonen off waivers from Florida.
- Oct. 7 Signed LW Rick Nash.
- Dec. 2 Traded RW Chris Nielsen and the rights to D Peterri Nummelin to Atlanta for RW Tomi Kallio and D Pauli Levokari.

## 2003

- Jan. 1 Announced LW Tomi Kallio was claimed off waivers by Philadelphia.
- Jan. 20 Signed D Darren Van Impe as a free agent.
- Feb. 10 Acquired D Brandon Buckley from Pittsburgh for D Pauli Levokari.
- Mar. 10 Traded RW Grant Marshall to New Jersey for a conditional draft pick.
- May 7 Re-signed LW Geoff Sanderson and RW David Vyborny.
- May 15 Re-signed D Duvie Westcott.
- May 15 Signed LW Joe Motzko as a free agent.
- June 2 Signed G Fred Brathwaite as a free agent.
- June 3 Signed D Aaron Johnson.
- June 12 Re-signed C Don MacLean.
- June 12 Re-signed D Pauli Levokari.
- July 1 Re-signed C Andrew Cassels.

- July 3** Signed C Todd Marchant as a free agent.  
**July 3** Signed RW Trevor Letowski as a free agent.  
**July 15** Signed C Mark Hartigan as a free agent.  
**July 15** Signed D Alexander Guskov.  
**July 18** Re-signed D Derrick Walser.  
**July 18** Re-signed D Darrel Scoville.  
**July 22** Acquired D Darryl Sydor from Dallas for C Mike Sillinger and a second round pick in the 2004 Entry Draft.  
**July 24** Re-signed D David Ling.  
**July 24** Re-signed C Brad Moran.  
**Aug. 14** Re-signed RW Kent McDonell.  
**Aug. 14** Re-signed LW Jeremy Reich.  
**Aug. 15** Signed RW Nikolai Zherdev.  
**Aug. 26** Re-signed G Karl Goehring.  
**Oct. 3** Claimed C Travis Green from Toronto in Waiver Draft.  
**Oct. 3** Acquired a sixth round choice in the 2004 Entry Draft from Boston in exchange for C Travis Green.  
**Oct. 3** Announced RW Petr Tenkrat was claimed by Toronto in Waiver Draft.  
**Oct. 6** Signed C Dan Fritsche.  
**Oct. 10** Signed D Anders Eriksson as a free agent.  
**Oct. 30** Acquired D Zenith Komarniski from Vancouver for C Sean Pronger.  
**Nov. 21** Claimed C Manny Malhotra off waivers from Dallas.  
**Dec. 10** Signed D Jamie Pushor as a free agent.  
**Dec. 16** Announced buy-out agreement had been reached with C Espen Knutsen.  
**Dec. 31** Announced RW Jean-Luc Grand-Pierre was claimed off waivers by Atlanta.

## 2004

- Jan. 9** Announced D Todd Rohloff was claimed off waivers by Washington.  
**Jan. 23** Acquired eighth round selection in the 2004 Entry Draft from NY Rangers for D Jamie Pushor.  
**Jan. 27** Acquired C Alexander Svitov and a third round pick in the 2004 Entry Draft for D Darryl Sydor and a fourth round pick in the 2004 Entry Draft.  
**Mar. 9** Acquired a third round pick in the 2004 Entry Draft from Vancouver for LW Geoff Sanderson.  
**Mar. 9** Acquired C Brian Holzinger from Pittsburgh for C Lasse Pirjeta.  
**Mar. 19** Signed RW Steven Goertzen.  
**Apr. 12** Signed D Prestin Ryan as a free agent.

- Apr. 15** Signed C Greg Mauldin as a free agent.  
**Apr. 15** Signed RW Brandon Sugden as a free agent.  
**June 1** Signed D Ole-Kristian Tollefsen.  
**June 1** Signed RW Tim Konsorada.  
**June 10** Re-signed D Rostislav Klesla.  
**June 16** Acquired G Arturs Irbe from Carolina in exchange for future considerations.  
**June 28** Claimed LW Geoff Sanderson off waivers from Vancouver.  
**June 28** Re-signed G Karl Goehring.  
**June 30** Re-signed RW Kent McDonell.  
**June 30** Signed RW Tyler Kolarik.  
**June 30** Signed C Raffaele Santnitz.  
**July 6** Acquired D Rostislav Suchy and a sixth round pick in the 2005 Entry Draft from Phoenix in exchange for a fourth round pick in the 2005 Entry Draft.  
**July 7** Re-signed C Mark Hartigan.  
**July 7** Signed D Andre Lakos as a free agent.  
**July 7** Signed F Mattias Trattnig as a free agent.  
**July 22** Re-signed D Darrel Scoville.  
**Aug. 26** Re-signed LW Mike Pandolfo.  
**Aug. 31** Re-signed C Brad Moran.  
**Sept. 7** Claimed C Jeff Panzer off waivers from St. Louis.  
**Sept. 14** Re-signed RW David Vyborny and G Marc Denis.  
**Sept. 14** Claimed D Francois Beauchemin off waivers from Montreal.

## 2005

- July 28** Exercised option on D Radoslav Suchy.  
**July 28** Re-signed RW Joe Motzko.  
**July 28** Re-signed D Duvie Westcott.  
**July 28** Signed C Philippe Dupuis.  
**July 28** Signed D Marc Methot.  
**July 30** Acquired a fourth round pick in the 2005 Entry Draft from Carolina for a fourth round pick in the 2006 Entry Draft and the rights to D Derrick Walser.  
**Aug. 1** Re-signed D Francois Beauchemin.  
**Aug. 2** Signed D Adam Foote as a free agent.  
**Aug. 3** Signed D Bryan Berard as a free agent.  
**Aug. 4** Signed G Martin Prusek as a free agent.  
**Aug. 8** Re-signed LW Rick Nash.  
**Aug. 10** Signed C Jan Hrdina as a free agent.  
**Aug. 11** Signed C Ben Simon as a free agent.  
**Aug. 12** Re-signed D Jeff MacMillan as a free agent.



## ALL-TIME TRANSACTIONS

- Aug. 15 Re-signed RW Tim Jackman.
- Aug. 15 Re-signed D Rostislav Klesla.
- Aug. 15 Re-signed G Pascal Leclaire.
- Aug. 15 Re-signed RW Brandon Sugden.
- Aug. 16 Signed C Andrew Murray.
- Aug. 19 Signed RW Jaroslav Balastik.
- Aug. 22 Re-signed C Mark Hartigan.
- Aug. 22 Signed D Mark Flood as a free agent.
- Aug. 22 Signed C Peter Sarno as a free agent.
- Aug. 29 Signed RW Alexandre Picard.
- Aug. 29 Signed G Tomas Popperle.
- Oct. 3 Signed C Gilbert Brule.
- Oct. 4 Claimed D Andy Delmore off waivers from Detroit.
- Oct. 8 Acquired D Cale Hulse, C Mike Rupp, LW Jason Chimera from Phoenix for LW Geoff Sanderson and RW Tim Jackman.
- Nov. 15 Acquired C Sergei Fedorov, a fifth-round pick in 2006 Entry Draft from Anaheim for D Francois Beauchemin and C Tyler Wright.
- Nov. 25 Signed C Geoff Platt as a free agent.
- Nov. 29 Claimed D Ron Hainsey off waivers from Montreal.
- Dec. 30 Signed LW Darcy Verot as a free agent.

## 2006

- Feb. 3 Signed C Joakim Lindstrom.
- Feb. 28 Acquired LW Cam Severson from Calgary for D Cale Hulse.
- Mar. 8 Traded D Luke Richardson to Toronto for conditional draft pick.
- Apr. 18 Re-signed D Rostislav Klesla.
- May 5 Re-signed RW David Vyborny.
- June 1 Signed G Dan LaCosta.
- June 1 Signed RW Petr Pohl.
- June 1 Signed D Kyle Wharton.
- June 15 Re-signed LW Jody Shelley.
- June 20 Re-signed C Manny Malhotra.
- June 30 Acquired RW Fredrik Modin and G Fredrik Norrena from Tampa Bay for G Marc Denis.
- July 1 Signed D Kris Russell.
- July 1 Signed D Anders Eriksson as a free agent.
- July 1 Re-signed C Alexander Svitov as a free agent.
- July 6 Signed G Ty Conklin as a free agent.
- July 6 Signed D Tomas Kloucek as a free agent.
- July 11 Re-signed D Ron Hainsey as a free agent.
- July 18 Re-signed G Pascal Leclaire as a free agent.
- July 21 Signed C Janne Hauhtonen as a free agent.
- July 21 Signed D Jamie Pushor as a free agent.
- July 22 Re-signed LW Jason Chimera as a free agent.
- Aug. 8 Signed D Filip Novak as a free agent.
- Aug. 22 Signed C Eric Boguniecki as a free agent.
- Oct. 25 Acquired D Ryan Caldwell from NY Islanders for C Eric Boguniecki.
- Nov. 29 Acquired D Derrick Walser from Carolina for D Mark Flood.

## 2007

- Jan. 26 Acquired LW Curtis Glencross, C Zenon Konopka and a conditional seventh round pick in either the 2007 or 2008 NHL Entry Draft from Anaheim in exchange for RW Joe Motzko, C Mark Hartigan and a fourth round pick in the 2007 Entry Draft.
- Feb. 11 Re-signed G Fredrik Norrena.
- Feb. 23 Acquired a fifth round pick in the 2008 NHL Entry Draft from Carolina for RW Anson Carter.
- Feb. 26 Re-signed LW Fredrik Modin.
- Feb. 27 Acquired a fifth round pick from Buffalo for G Ty Conklin.
- Feb. 27 Claimed G Brian Boucher off waivers from Chicago.
- Mar. 19 Signed D Jon Landry as a free agent.
- Mar. 24 Signed D Darcy Campbell as a free agent.
- Mar. 27 Signed LW Tom Sestito.
- Apr. 7 Signed RW Jared Boll.
- Apr. 7 Signed RW Derek Dorsett.
- May 9 Signed G Steve Mason.
- May 16 Acquired a fifth round pick in the 2007 Entry Draft from Boston in exchange for the rights to D Adam McQuaid.
- May 25 Signed LW Kirill Starkov.
- June 1 Signed D Mikko Maenpaa as a free agent.
- July 1 Signed D Sheldon Brookbank as a free agent.
- July 2 Re-signed D Ole-Kristian Tollefsen.
- July 2 Re-signed C Alexander Svitov.
- July 3 Signed C Jiri Novotny as a free agent.
- July 5 Signed D Jan Hejda as a free agent.
- July 10 Re-signed LW Curtis Glencross.
- July 10 Re-signed LW Joakim Lindstrom.
- July 10 Re-signed C Andrew Murray.
- July 10 Re-signed RW Steve Goertzen.
- July 11 Signed C Derek MacKenzie as a free agent.
- July 11 Signed D Dan Smith as a free agent.
- Aug. 3 Signed C Jakub Voracek.
- Aug. 7 Signed C Kris Beech as a free agent.
- Aug. 23 Signed C Michael Peca as a free agent.



- Sept. 13** Suspended C Alexander Svitov.  
**Nov. 6** Signed RW Stefan Legein.  
**Nov. 15** Acquired D Aaron Rome and D Clay Wilson from Anaheim in exchange for C Geoff Platt.

## 2008

- Jan. 29** Acquired a sixth round pick in the 2009 Entry Draft from San Jose in exchange for LW Jody Shelley.  
**Feb. 1** Acquired D Dick Tarnstrom from Edmonton in exchange for LW Curtis Glencross.  
**Feb. 26** Acquired a first round pick and a conditional fourth round pick from Colorado in exchange for D Adam Foote.  
**Feb. 26** Acquired D Theo Ruth from Washington in exchange for C Sergei Fedorov.  
**Feb. 28** Acquired LW Nate DiCasmirro from Phoenix in exchange for RW Steven Goertzen.  
**Mar. 7** Re-signed C Andrew Murray to three-year contract.  
**Mar. 28** Signed D Nick Holden as a free agent.  
**Apr. 7** Signed D Grant Clitsome.  
**Apr. 29** Re-signed D Jan Hejda.  
**May 27** Acquired D Jonathan Sigalet from Boston for the rights to LW Matt Marquardt.  
**June 20** Acquired C R.J. Umberger and a fourth round pick in the 2008 Entry Draft from Philadelphia for first and third round picks in 2008 Entry Draft.



- June 21** Acquired a fourth and fifth round pick in the 2008 Entry Draft from Boston for a fourth round pick in 2008 Entry Draft.  
**July 1** Acquired LW Raffi Torres from Edmonton for C Gilbert Brule.  
**July 1** Signed D Mike Commodore as a free agent.  
**July 2** Acquired D Fedor Tyutin and D Christian Backman from NY Rangers for C Dan Fritsche and RW Nikolai Zherdev.  
**July 2** Signed RW Kristian Huselius as a free agent.  
**July 7** Signed C R.J. Umberger.

- July 7** Re-signed D Clay Wilson.  
**July 7** Re-signed D Andrey Plekhanov.  
**July 7** Signed LW John Vigilante as a free agent.  
**July 9** Signed C Nikita Filatov.  
**July 11** Re-signed C Michael Peca.  
**July 14** Re-signed C Derek MacKenzie.  
**July 14** Signed LW Craig MacDonald.  
**July 15** Acquired conditional draft pick from Anaheim for LW Joakim Lindstrom.  
**July 16** Re-signed LW Alexandre Picard.  
**July 16** Re-signed D Marc Methot.  
**July 16** Signed C Steve Kelly as a free agent.  
**July 17** Re-signed D Aaron Rome.  
**July 25** Signed LW Mike York as a free agent.  
**July 30** Re-signed G Pascal Leclaire.  
**Aug. 29** Signed RW Maksim Mayorov.

## 2009

- Jan. 10** Acquired RW Mike Blunden from Chicago for RW Adam Pineault.  
**Jan. 14** Acquired C Jason Williams from Atlanta for D Clay Wilson and San Jose's sixth round pick in 2009 Entry Draft.  
**Jan. 17** Claimed G Wade Dubielewicz off waivers from NY Islanders.  
**Feb. 21** Claimed C Chris Gratton off waivers from Tampa Bay.  
**Mar. 4** Acquired C Antoine Vermette from Ottawa for G Pascal Leclaire and a second round pick in 2009 Entry Draft.  
**Mar. 4** Acquired G Kevin Lalonde from Calgary for fourth round pick in 2009 Entry Draft.  
**July 1** Signed D Brent Regner.  
**July 1** Signed C Samuel Pahlsson as a free agent.  
**July 1** Signed G Mathieu Garon as a free agent.  
**July 3** Signed C Trevor Frischmon as a free agent.  
**July 3** Re-signed LW Rick Nash.  
**July 6** Signed C Pascal Pelletier as a free agent.  
**July 10** Re-signed D Jonathan Sigalet.  
**July 14** Signed D Mathieu Roy as a free agent.  
**July 21** Re-signed RW Mike Blunden.  
**July 21** Signed D John Moore.  
**July 22** Re-signed D Marc Methot.  
**July 28** Re-signed G Dan LaCosta.

## ALL-TIME PLAYER REGISTER

## KEVYN ADAMS, C

Selected in the Expansion Draft on June 23, 2000. Traded to Florida with a fourth round pick in 2001 Entry Draft for LW Ray Whitney and future considerations on Mar. 13, 2001.

Year	GP	G	A	PTS	+/-	PIM
2000-01	66	8	12	20	-4	52
<b>Total</b>	<b>66</b>	<b>8</b>	<b>12</b>	<b>20</b>	<b>-4</b>	<b>52</b>

## JAMIE ALLISON, D

Acquired from Calgary for RW Blake Sloan on Mar. 19, 2002.

Year	GP	G	A	PTS	+/-	PIM
2001-02	7	0	0	0	-4	28
2002-03	48	0	1	1	-15	99
<b>Total</b>	<b>55</b>	<b>0</b>	<b>1</b>	<b>1</b>	<b>-19</b>	<b>127</b>

## SERGE AUBIN, C/LW

Signed as a free agent on July 11, 2000.

Year	GP	G	A	PTS	+/-	PIM
2000-01	81	13	17	30	-20	107
2001-02	71	8	8	16	-20	32
<b>Total</b>	<b>152</b>	<b>21</b>	<b>25</b>	<b>46</b>	<b>-40</b>	<b>139</b>

## CHRISTIAN BACKMAN, D

Acquired with D Fedor Tyutin from NY Rangers in exchange for RW Nikolai Zherdev and RW Dan Fritsche on July 2, 2008.

Year	GP	G	A	PTS	+/-	PIM
2008-09	82	9	25	34	1	81
<b>Total</b>	<b>82</b>	<b>9</b>	<b>25</b>	<b>34</b>	<b>1</b>	<b>81</b>

## JAROSLAV BALASTIK, LW

Selected 184th overall in the 2002 Entry Draft.

Year	GP	G	A	PTS	+/-	PIM
2005-06	66	12	10	22	-1	26
2006-07	8	1	1	2	-3	4
<b>Total</b>	<b>74</b>	<b>13</b>	<b>11</b>	<b>24</b>	<b>-4</b>	<b>30</b>

## FRANCOIS BEAUCHEMIN, D

Claimed off waivers from Montreal on Sept. 14, 2004. Traded to Anaheim with C Tyler Wright for C Sergei Fedorov and a fifth round pick in the 2005 Entry Draft on Nov. 15, 2005.

Year	GP	G	A	PTS	+/-	PIM
2005-06	11	0	2	2	-6	11
<b>Total</b>	<b>11</b>	<b>0</b>	<b>2</b>	<b>2</b>	<b>-6</b>	<b>11</b>

## KRIS BEECH, C

Signed as a free agent on Aug. 7, 2007. Claimed off waivers by Vancouver on Jan. 10, 2008.

Year	GP	G	A	PTS	+/-	PIM
2007-08	16	5	4	9	3	2
<b>Total</b>	<b>16</b>	<b>5</b>	<b>4</b>	<b>9</b>	<b>3</b>	<b>2</b>

## BLAKE BELLEFEUILLE, C

Signed as a free agent on May 26, 2000.

Year	GP	G	A	PTS	+/-	PIM
2001-02	2	0	1	1	1	0
2002-03	3	0	0	0	0	0
<b>Total</b>	<b>5</b>	<b>0</b>	<b>1</b>	<b>1</b>	<b>1</b>	<b>0</b>

## BRYAN BERARD, D

Signed as a free agent on Aug. 3, 2005.

Year	GP	G	A	PTS	+/-	PIM
2005-06	44	12	20	32	-29	32
2006-07	11	0	3	3	-4	8
<b>Total</b>	<b>55</b>	<b>12</b>	<b>23</b>	<b>35</b>	<b>-33</b>	<b>40</b>

## RADIM BICANEK, D

Selected in the Expansion Draft on June 23, 2000.

Year	GP	G	A	PTS	+/-	PIM
2000-01	9	0	2	2	1	6
2001-02	60	1	5	6	-15	34
<b>Total</b>	<b>69</b>	<b>1</b>	<b>7</b>	<b>8</b>	<b>-14</b>	<b>40</b>

## JARED BOLL, LW

Selected 101st overall in the 2005 Entry Draft.

Year	GP	G	A	PTS	+/-	PIM
2007-08	75	5	5	10	-4	226
2008-09	75	4	10	14	-6	180
<b>Total</b>	<b>150</b>	<b>9</b>	<b>15</b>	<b>24</b>	<b>-10</b>	<b>406</b>

## BRIAN BOUCHER, G

Claimed off waivers from Chicago on Feb. 27, 2007.

Year	GP	G	A	PTS	+/-	PIM
2006-07	18	0	0	0	...	0
<b>Total</b>	<b>18</b>	<b>0</b>	<b>0</b>	<b>0</b>	<b>...</b>	<b>0</b>

## BILL BOWLER, C

Signed as a free agent on Aug. 3, 2000.

Year	GP	G	A	PTS	+/-	PIM
2000-01	9	0	2	2	-3	8
<b>Total</b>	<b>9</b>	<b>0</b>	<b>2</b>	<b>2</b>	<b>-3</b>	<b>8</b>

## DERICK BRASSARD, C

Selected sixth overall in the 2006 Entry Draft.

Year	GP	G	A	PTS	+/-	PIM
2007-08	17	1	1	2	-4	6
2008-09	31	10	15	25	12	17
<b>Total</b>	<b>48</b>	<b>11</b>	<b>16</b>	<b>27</b>	<b>8</b>	<b>23</b>

## FRED BRATHWAITE, G

Signed as a free agent on June 2, 2003.

Year	GP	G	A	PTS	+/-	PIM
2003-04	21	0	0	0	...	2
<b>Total</b>	<b>21</b>	<b>0</b>	<b>0</b>	<b>0</b>	<b>...</b>	<b>2</b>

## GILBERT BRULE, C

Selected sixth overall in the 2005 Entry Draft. Traded to Edmonton for LW Raffi Torres on July 1, 2008. Traded to Edmonton in exchange for LW Raffi Torres on July 1, 2008.

Year	GP	G	A	PTS	+/-	PIM
2005-06	7	2	2	4	-2	0
2006-07	78	9	10	19	-21	28
2007-08	61	1	8	9	-4	24
<b>Total</b>	<b>146</b>	<b>12</b>	<b>20</b>	<b>32</b>	<b>-27</b>	<b>52</b>

## JAN CALOUN, RW

Rights acquired from San Jose for future considerations on June 12, 2000. Signed on July 24, 2000.

Year	GP	G	A	PTS	+/-	PIM
2000-01	11	0	3	3	-8	2
<b>Total</b>	<b>11</b>	<b>0</b>	<b>3</b>	<b>3</b>	<b>-8</b>	<b>2</b>

## DARCY CAMPBELL, D

Signed as a free agent on Mar. 24, 2007.

Year	GP	G	A	PTS	+/-	PIM
2006-07	1	0	0	0	0	0
<b>Total</b>	<b>1</b>	<b>0</b>	<b>0</b>	<b>0</b>	<b>0</b>	<b>0</b>

## ANSON CARTER, RW

Signed as a free agent on Sept. 13, 2006. Traded to Carolina for a fifth round pick in the 2008 Entry Draft on Feb. 23, 2007.

Year	GP	G	A	PTS	+/-	PIM
2006-07	54	10	17	27	-1	16
<b>Total</b>	<b>54</b>	<b>10</b>	<b>17</b>	<b>27</b>	<b>-1</b>	<b>16</b>

## ANDREW CASSELS, C

Signed as a free agent on Aug. 15, 2002.

Year	GP	G	A	PTS	+/-	PIM
2002-03	79	20	48	68	-4	30
2003-04	58	6	20	26	-24	26
<b>Total</b>	<b>137</b>	<b>26</b>	<b>68</b>	<b>94</b>	<b>-28</b>	<b>56</b>

**JASON CHIMERA, LW**

Acquired from Phoenix with C Mike Rupp and D Cale Hulse for LW Geoff Sanderson and RW Tim Jackman on Oct. 8, 2005.

Year	GP	G	A	PTS	+/-	PIM
2005-06	80	17	13	30	-10	95
2006-07	82	15	21	36	2	91
2007-08	81	14	17	31	-5	98
2008-09	49	8	14	22	8	41
<b>Total</b>	<b>292</b>	<b>54</b>	<b>65</b>	<b>119</b>	<b>-5</b>	<b>325</b>


**MIKE COMMODORE, D**

Signed as a free agent on July 1, 2008.

Year	GP	G	A	PTS	+/-	PIM
2008-09	81	5	19	24	11	100
<b>Total</b>	<b>81</b>	<b>5</b>	<b>19</b>	<b>24</b>	<b>11</b>	<b>100</b>

**TY CONKLIN, G**

Signed as a free agent on July 6, 2007. Traded to Buffalo for a fifth round pick in the 2007 Entry Draft on Feb. 27.

Year	GP	G	A	PTS	+/-	PIM
2006-07	11	0	0	0	...	0
<b>Total</b>	<b>11</b>	<b>0</b>	<b>0</b>	<b>0</b>	<b>...</b>	<b>0</b>

**KEVIN DAHL, D**

Signed as a free agent on Aug. 24, 2000.

Year	GP	G	A	PTS	+/-	PIM
2000-01	4	0	0	0	1	2
<b>Total</b>	<b>4</b>	<b>0</b>	<b>0</b>	<b>0</b>	<b>1</b>	<b>2</b>

**MATHIEU DARCHÉ, LW**

Signed as a free agent on May 16, 2000.

Year	GP	G	A	PTS	+/-	PIM
2000-01	9	0	0	0	-4	0
2001-02	14	1	1	2	-5	6
2002-03	1	0	0	0	-1	0
<b>Total</b>	<b>24</b>	<b>1</b>	<b>1</b>	<b>2</b>	<b>-10</b>	<b>6</b>

**MATT DAVIDSON, RW**

Acquired from Buffalo with D Jean-Luc Grand-Pierre, a fifth round pick in 2000 Entry Draft and fifth round pick in the 2001 Entry Draft for past considerations on June 23, 2000.

Year	GP	G	A	PTS	+/-	PIM
2000-01	5	0	0	0	2	0
2001-02	17	1	2	3	-11	10
2002-03	34	4	5	9	-12	18
<b>Total</b>	<b>56</b>	<b>5</b>	<b>7</b>	<b>12</b>	<b>-21</b>	<b>28</b>

**ANDY DELMORE, D**

Claimed off waivers from Detroit on Oct. 4, 2005.

Year	GP	G	A	PTS	+/-	PIM
2005-06	7	0	0	0	-1	2
<b>Total</b>	<b>7</b>	<b>0</b>	<b>0</b>	<b>0</b>	<b>-1</b>	<b>2</b>

**MARC DENIS, G**

Acquired from Colorado for a second round pick in the 2000 Entry Draft on June 7, 2000.

Year	GP	G	A	PTS	+/-	PIM
2000-01	32	0	0	0	...	2
2001-02	42	0	1	1	...	2
2002-03	77	0	0	0	...	6
2003-04	66	0	2	2	...	10
2005-06	49	0	1	1	...	2
<b>Total</b>	<b>266</b>	<b>0</b>	<b>4</b>	<b>4</b>	<b>...</b>	<b>22</b>

**KEVIN DINEEN, RW**

Selected in the Expansion Draft on June 23, 2000.

Year	GP	G	A	PTS	+/-	PIM
2000-01	66	8	7	15	2	126
2001-02	59	5	8	13	-6	62
2002-03	4	0	0	0	0	12
<b>Total</b>	<b>129</b>	<b>13</b>	<b>15</b>	<b>28</b>	<b>-4</b>	<b>200</b>

**DEREK DORSETT, RW**

Selected 189th overall in the 2006 Entry Draft.

Year	GP	G	A	PTS	+/-	PIM
2008-09	52	4	1	5	-1	150
<b>Total</b>	<b>52</b>	<b>4</b>	<b>1</b>	<b>5</b>	<b>-1</b>	<b>150</b>

**TED DRURY, C**

Selected in the Expansion Draft on June 23, 2000.

Year	GP	G	A	PTS	+/-	PIM
2000-01	1	0	0	0	-3	0
<b>Total</b>	<b>1</b>	<b>0</b>	<b>0</b>	<b>0</b>	<b>-3</b>	<b>0</b>

**WADE DUBIELEWICZ, G**

Claimed off waivers from NY Islanders on Jan. 17, 2009.

Year	GP	G	A	PTS	+/-	PIM
2008-09	3	0	0	0	...	0
<b>Total</b>	<b>3</b>	<b>0</b>	<b>0</b>	<b>0</b>	<b>...</b>	<b>0</b>

**ANDERS ERIKSSON, D**

Signed as a free agent on Oct. 10, 2003. Signed as a free agent on July 1, 2006.

Year	GP	G	A	PTS	+/-	PIM
2003-04	66	7	20	27	-6	18
2006-07	79	0	23	23	12	46
<b>Total</b>	<b>145</b>	<b>7</b>	<b>43</b>	<b>50</b>	<b>6</b>	<b>64</b>

**SERGEI FEDOROV, C**

Acquired from Anaheim with a fifth round pick in the 2006 Entry Draft for C Tyler Wright and D Francois Beauchemin on Nov. 15, 2005. Traded to Washington for D Theo Ruth on Feb. 6, 2008.

Year	GP	G	A	PTS	+/-	PIM
2005-06	62	12	31	43	-1	64
2006-07	73	18	24	42	-7	56
2007-08	50	9	19	28	-3	30
<b>Total</b>	<b>185</b>	<b>39</b>	<b>74</b>	<b>113</b>	<b>-11</b>	<b>150</b>

**NIKITA FILATOV, LW**

Selected sixth overall in the 2008 Entry Draft.

Year	GP	G	A	PTS	+/-	PIM
2008-09	8	4	0	4	3	0
<b>Total</b>	<b>8</b>	<b>4</b>	<b>0</b>	<b>4</b>	<b>3</b>	<b>0</b>

**ADAM FOOTE, D**

Signed as a free agent on Aug. 2, 2005. Traded to Colorado for a first round pick in the 2008 Entry Draft and a conditional fourth round pick on Feb. 26, 2008.

Year	GP	G	A	PTS	+/-	PIM
2005-06	65	6	16	22	-16	89
2006-07	59	3	9	12	-17	71
2007-08	63	1	14	15	3	95
<b>Total</b>	<b>187</b>	<b>10</b>	<b>39</b>	<b>49</b>	<b>-30</b>	<b>255</b>



## ALL-TIME PLAYER REGISTER

## DAN FRITSCHÉ, C

Selected 46th overall in the 2003 Entry Draft. Traded to NY Rangers with RW Nikolai Zherdev for D Fedor Tyutin and D Christian Backman on July 2, 2008.

Year	GP	G	A	PTS	+/-	PIM
2003-04	19	1	0	1	-5	12
2005-06	59	6	7	13	-14	22
2006-07	59	12	15	27	3	35
2007-08	69	10	12	22	2	22
<b>Total</b>	<b>206</b>	<b>29</b>	<b>34</b>	<b>63</b>	<b>-14</b>	<b>91</b>

## BRUCE GARDINER, RW

Selected in the Expansion Draft on June 23, 2000.

Year	GP	G	A	PTS	+/-	PIM
2000-01	73	7	15	22	-1	78
<b>Total</b>	<b>73</b>	<b>7</b>	<b>15</b>	<b>22</b>	<b>-1</b>	<b>78</b>

## MICHAEL GAUL, D

Signed as a free agent on July 18, 2000.

Year	GP	G	A	PTS	+/-	PIM
2000-01	2	0	0	0	0	4
<b>Total</b>	<b>2</b>	<b>0</b>	<b>0</b>	<b>0</b>	<b>0</b>	<b>4</b>

## CURTIS GLENCROSS, LW

Acquired with C Zenon Konopka and a conditional seventh round pick in either the 2007 or 2008 NHL Draft from Anaheim in exchange for RW Joe Motzko, C Mark Hartigan and a fourth round pick in the 2007 Entry Draft. Traded to Edmonton for D Dick Tarnstrom on Feb. 1, 2008.

Year	GP	G	A	PTS	+/-	PIM
2006-07	9	1	0	1	-5	2
2007-08	36	6	6	12	3	25
<b>Total</b>	<b>45</b>	<b>7</b>	<b>6</b>	<b>13</b>	<b>-2</b>	<b>27</b>

## STEVEN GOERTZEN, RW

Selected 225th overall in the 2002 Entry Draft.

Year	GP	G	A	PTS	+/-	PIM
2005-06	39	0	0	0	-17	44
2006-07	7	0	0	0	0	10
<b>Total</b>	<b>46</b>	<b>0</b>	<b>0</b>	<b>0</b>	<b>-17</b>	<b>54</b>

## JEAN-LUC GRAND-PIERRE, D

Acquired from Buffalo with RW Matt Davidson, a fifth round pick in the 2000 Entry Draft and fifth round pick in the 2001 Entry Draft for past considerations on June 23, 2000. Claimed off waivers by Atlanta on Dec. 31, 2003.

Year	GP	G	A	PTS	+/-	PIM
2000-01	64	1	4	5	-6	73
2001-02	81	2	6	8	-28	90
2002-03	41	1	0	1	-6	64
2003-04	16	0	0	0	-3	12
<b>Total</b>	<b>202</b>	<b>4</b>	<b>10</b>	<b>14</b>	<b>-43</b>	<b>239</b>

## CHRIS GRATTON, C

Claimed off waivers from Tampa Bay on Feb. 21, 2009.

Year	GP	G	A	PTS	+/-	PIM
2008-09	6	0	1	1	2	2
<b>Total</b>	<b>6</b>	<b>0</b>	<b>1</b>	<b>1</b>	<b>2</b>	<b>2</b>

## RON HAINSEY, D

Claimed off waivers from Montreal on Nov. 29, 2005.

Year	GP	G	A	PTS	+/-	PIM
2005-06	55	2	15	17	13	43
2006-07	80	9	25	34	-19	69
2007-08	78	8	24	32	-7	25
<b>Total</b>	<b>213</b>	<b>19</b>	<b>64</b>	<b>83</b>	<b>-13</b>	<b>137</b>

## BRETT HARKINS, C

Signed as a free agent on May 29, 2001.

Year	GP	G	A	PTS	+/-	PIM
2001-02	25	2	12	14	-5	8
<b>Total</b>	<b>25</b>	<b>2</b>	<b>12</b>	<b>14</b>	<b>-5</b>	<b>8</b>

## MARK HARTIGAN, C

Signed as a free agent on July 16, 2003. Traded to Anaheim with RW Joe Motzko and a fourth round pick in the 2007 Entry Draft for C Zenon Konopka and a conditional seventh round pick in either the 2007 or 2008 NHL Draft on Jan. 26, 2007.

Year	GP	G	A	PTS	+/-	PIM
2003-04	9	1	3	4	-2	6
2005-06	33	9	3	12	-1	22
2006-07	6	1	2	3	2	2
<b>Total</b>	<b>48</b>	<b>11</b>	<b>8</b>	<b>19</b>	<b>-1</b>	<b>30</b>

## STEVE HEINZE, RW

Selected in the Expansion Draft on June 23, 2000. Traded to Buffalo for a third round pick in the 2001 Entry Draft on Mar. 13, 2001.

Year	GP	G	A	PTS	+/-	PIM
2000-01	65	22	20	42	-19	38
<b>Total</b>	<b>65</b>	<b>22</b>	<b>20</b>	<b>42</b>	<b>-19</b>	<b>38</b>

## JAN HEJDA, D

Signed as a free agent on July 5, 2007.

Year	GP	G	A	PTS	+/-	PIM
2007-08	81	0	13	13	20	61
2008-09	82	3	18	21	23	38
<b>Total</b>	<b>163</b>	<b>3</b>	<b>31</b>	<b>34</b>	<b>43</b>	<b>99</b>

## JAMIE HEWARD, D

Claimed off waivers from NY Islanders on May 26, 2000.

Year	GP	G	A	PTS	+/-	PIM
2000-01	69	11	16	27	3	33
2001-02	28	1	2	3	-9	7
<b>Total</b>	<b>97</b>	<b>12</b>	<b>18</b>	<b>30</b>	<b>-6</b>	<b>40</b>

## BRIAN HOLZINGER, C

Acquired from Pittsburgh for C Lasse Pirjeta on Mar. 9, 2004.

Year	GP	G	A	PTS	+/-	PIM
2003-04	13	1	0	1	-4	2
<b>Total</b>	<b>13</b>	<b>1</b>	<b>0</b>	<b>1</b>	<b>-4</b>	<b>2</b>

## JAN HRDINA, C

Signed as a free agent on Aug. 10, 2005.

Year	GP	G	A	PTS	+/-	PIM
2005-06	75	10	23	33	-8	78
<b>Total</b>	<b>75</b>	<b>10</b>	<b>23</b>	<b>33</b>	<b>-8</b>	<b>78</b>

## KRISTIAN HUSELIUS, LW

Signed as a free agent on July 2, 2008.

Year	GP	G	A	PTS	+/-	PIM
2008-09	74	21	35	56	1	44
<b>Total</b>	<b>74</b>	<b>21</b>	<b>35</b>	<b>56</b>	<b>1</b>	<b>44</b>

## CALE HULSE, D

Acquired from Phoenix with LW Jason Chimera and C Michael Rupp for LW Geoff Sanderson and RW Tim Jackman on Oct. 8, 2005. Traded to Calgary for LW Cam Severson on Feb. 28, 2006.

Year	GP	G	A	PTS	+/-	PIM
2005-06	27	0	3	3	-9	43
<b>Total</b>	<b>27</b>	<b>0</b>	<b>3</b>	<b>3</b>	<b>-9</b>	<b>43</b>

## HANNES HYVONEN, RW

Claimed off waivers from Florida Panthers on Oct. 5, 2002.

Year	GP	G	A	PTS	+/-	PIM
2002-03	36	4	5	9	-11	22
<b>Total</b>	<b>36</b>	<b>4</b>	<b>5</b>	<b>9</b>	<b>-11</b>	<b>22</b>



**TIM JACKMAN, RW**

Selected 38th overall in the 2001 Entry Draft. Traded to Phoenix with LW Geoff Sanderson for LW Jason Chimera, C Michael Rupp and D Cale Hulse on Oct. 8, 2005.

Year	GP	G	A	PTS	+/-	PIM
2003-04	19	1	2	3	-7	16
<b>Total</b>	<b>19</b>	<b>1</b>	<b>2</b>	<b>3</b>	<b>-7</b>	<b>16</b>

**AARON JOHNSON, D**

Selected 85th overall in the 2001 Entry Draft.

Year	GP	G	A	PTS	+/-	PIM
2003-04	29	2	6	8	-2	32
2005-06	26	2	6	8	9	23
2006-07	61	3	7	10	-9	38
<b>Total</b>	<b>116</b>	<b>7</b>	<b>19</b>	<b>26</b>	<b>-2</b>	<b>93</b>

**TOMI KALLIO, RW**

Acquired from Allanta with D Pauli Levokari for RW Chris Nielsen and D Petteri Nummelin on Dec. 2, 2002. Claimed off waivers by Philadelphia on Jan. 1, 2003.

Year	GP	G	A	PTS	+/-	PIM
2002-03	12	1	2	3	-7	8
<b>Total</b>	<b>12</b>	<b>1</b>	<b>2</b>	<b>3</b>	<b>-7</b>	<b>8</b>

**ROSTISLAV KLESLA, D**

Selected fourth overall in the 2000 Entry Draft.

Year	GP	G	A	PTS	+/-	PIM
2000-01	8	2	0	2	-1	6
2001-02	75	8	8	16	-6	74
2002-03	72	2	14	16	-22	71
2003-04	47	2	11	13	-16	27
2005-06	51	6	13	19	-4	75
2006-07	75	9	13	22	-13	105
2007-08	82	6	12	18	7	60
2008-09	34	1	8	9	2	38
<b>Total</b>	<b>444</b>	<b>36</b>	<b>79</b>	<b>115</b>	<b>-33</b>	<b>456</b>

**ESPEN KNUTSEN, C**

Acquired from Anaheim for a fourth round pick in the 2001 Entry Draft on May 25, 2000. Buy-out agreement reached on Dec. 16, 2003.

Year	GP	G	A	PTS	+/-	PIM
2000-01	66	11	42	53	-3	30
2001-02	77	11	31	42	-28	47
2002-03	31	5	4	9	-15	20
2003-04	14	0	4	4	-5	2
<b>Total</b>	<b>188</b>	<b>27</b>	<b>81</b>	<b>108</b>	<b>-51</b>	<b>99</b>


**ZENITH KOMARNISKI, D**

Acquired from Vancouver in exchange for C Sean Pronger on Oct. 30, 2003.

Year	GP	G	A	PTS	+/-	PIM
2003-04	2	0	0	0	0	0
<b>Total</b>	<b>2</b>	<b>0</b>	<b>0</b>	<b>0</b>	<b>0</b>	<b>0</b>

**ZENON KONOPKA, C**

Acquired from Anaheim with LW Curtis Glencross and a conditional seventh round pick in either the 2007 or 2008 NHL Draft for C Mark Hartigan, RW Joe Motzko and a fourth round pick in the 2007 Entry Draft on Jan. 26, 2007.

Year	GP	G	A	PTS	+/-	PIM
2006-07	6	0	0	0	-2	20
2007-08	3	0	0	0	0	15
<b>Total</b>	<b>9</b>	<b>0</b>	<b>0</b>	<b>0</b>	<b>-2</b>	<b>35</b>

**ROBERT KRON, RW**

Selected in the Expansion Draft on June 23, 2000.

Year	GP	G	A	PTS	+/-	PIM
2000-01	59	8	11	19	4	10
2001-02	59	4	11	15	-14	4
<b>Total</b>	<b>118</b>	<b>12</b>	<b>22</b>	<b>34</b>	<b>-10</b>	<b>14</b>

**FRANTISEK KUCERA, D**

Signed as a free agent on July 7, 2000. Traded to Pittsburgh for a sixth round pick in the 2001 Entry Draft on Mar. 13, 2001.

Year	GP	G	A	PTS	+/-	PIM
2000-01	48	2	5	7	-5	12
<b>Total</b>	<b>48</b>	<b>2</b>	<b>5</b>	<b>7</b>	<b>-5</b>	<b>12</b>

**JEAN-FRANCOIS LABBE, G**

Acquired from NY Rangers for D Bert Robertsson on Nov. 9, 2000.

Year	GP	G	A	PTS	+/-	PIM
2001-02	3	0	0	0	...	0
2002-03	11	0	0	0	...	2
<b>Total</b>	<b>14</b>	<b>0</b>	<b>0</b>	<b>0</b>	<b>...</b>	<b>2</b>

**SCOTT LACHANCE, D**

Signed as a free agent on July 4, 2002.

Year	GP	G	A	PTS	+/-	PIM
2002-03	61	0	1	1	-20	46
2003-04	77	0	4	4	-23	44
<b>Total</b>	<b>138</b>	<b>0</b>	<b>5</b>	<b>5</b>	<b>-43</b>	<b>90</b>

**DAN LACOSTA, G**

Selected 93rd overall in the 2004 Entry Draft.

Year	GP	G	A	PTS	+/-	PIM
2007-08	1	0	0	0	...	0
2008-09	3	0	0	0	...	0
<b>Total</b>	<b>4</b>	<b>0</b>	<b>0</b>	<b>0</b>	<b>...</b>	<b>0</b>

**PASCAL LECLAIRE, G**

Selected eighth overall in the 2001 Entry Draft. Traded to Ottawa with a second round pick in the 2009 Entry Draft in exchange for C Antoine Vermette on Mar. 4, 2009.

Year	GP	G	A	PTS	+/-	PIM
2003-04	2	0	0	0	...	0
2005-06	33	0	1	1	...	2
2006-07	24	0	0	0	...	2
2007-08	54	0	2	2	...	2
2008-09	12	0	1	1	...	0
<b>Total</b>	<b>101</b>	<b>0</b>	<b>4</b>	<b>4</b>	<b>...</b>	<b>6</b>

**TREVOR LETOWSKI, RW**

Signed as a free agent on July 3, 2003.

Year	GP	G	A	PTS	+/-	PIM
2003-04	73	15	17	32	-12	16
2005-06	81	10	18	28	-2	36
<b>Total</b>	<b>154</b>	<b>25</b>	<b>36</b>	<b>60</b>	<b>-14</b>	<b>52</b>

**JOAKIM LINDSTROM, C**

Selected 41st overall in the 2002 Entry Draft. Traded to Anaheim for a conditional draft pick on July 15, 2008.

Year	GP	G	A	PTS	+/-	PIM
2005-06	3	0	0	0	0	0
2006-07	9	1	0	1	-3	4
2007-08	25	3	4	7	0	14
<b>Total</b>	<b>37</b>	<b>4</b>	<b>4</b>	<b>8</b>	<b>-3</b>	<b>18</b>

## ALL-TIME PLAYER REGISTER

## DAVID LING, RW

Signed as a free agent on July 7, 2001.

Year	GP	G	A	PTS	+/-	PIM
2001-02	5	0	0	0	-1	7
2002-03	35	3	2	5	-6	86
2003-04	50	1	2	3	-3	98
<b>Total</b>	<b>90</b>	<b>4</b>	<b>4</b>	<b>8</b>	<b>-10</b>	<b>191</b>

## DEREK MACKENZIE, C

Signed as a free agent on July 11, 2007.

Year	GP	G	A	PTS	+/-	PIM
2007-08	17	2	0	2	-2	8
2008-09	1	0	0	0	-1	2
<b>Total</b>	<b>18</b>	<b>2</b>	<b>0</b>	<b>2</b>	<b>-3</b>	<b>10</b>

## DON MACLEAN, C

Signed as a free agent on July 17, 2002.

Year	GP	G	A	PTS	+/-	PIM
2003-04	4	1	0	1	-1	0
<b>Total</b>	<b>4</b>	<b>1</b>	<b>0</b>	<b>1</b>	<b>-1</b>	<b>0</b>

## CRAIG MACDONALD, C

Signed as a free agent on July 14, 2008.

Year	GP	G	A	PTS	+/-	PIM
2008-09	8	1	1	2	1	0
<b>Total</b>	<b>8</b>	<b>1</b>	<b>1</b>	<b>2</b>	<b>1</b>	<b>0</b>

## MANNY MALHOTRA, C

Claimed off waivers from Dallas on Nov. 21, 2003.

Year	GP	G	A	PTS	+/-	PIM
2003-04	56	12	13	25	-7	24
2005-06	58	10	21	31	1	41
2006-07	82	9	16	25	-8	76
2007-08	71	11	18	29	-3	34
2008-09	77	11	24	35	9	28
<b>Total</b>	<b>344</b>	<b>53</b>	<b>92</b>	<b>145</b>	<b>-8</b>	<b>203</b>

## STEVE MALTAIS, LW

Signed as a free agent on Oct. 6, 2000.

Year	GP	G	A	PTS	+/-	PIM
2000-01	26	0	3	3	-9	12
<b>Total</b>	<b>26</b>	<b>0</b>	<b>3</b>	<b>3</b>	<b>-9</b>	<b>12</b>

## MIKE MANELUK, RW

Signed as a free agent on Aug. 24, 2000.

Year	GP	G	A	PTS	+/-	PIM
2000-01	39	5	1	6	-11	33
<b>Total</b>	<b>39</b>	<b>5</b>	<b>1</b>	<b>6</b>	<b>-11</b>	<b>33</b>

## PAUL MANNING, D

Acquired from Calgary for a fifth round pick in the 2001 Entry Draft on June 24, 2001.

Year	GP	G	A	PTS	+/-	PIM
2002-03	8	0	0	0	0	2
<b>Total</b>	<b>8</b>	<b>0</b>	<b>0</b>	<b>0</b>	<b>0</b>	<b>2</b>

## TODD MARCHANT, C

Signed as a free agent on July 3, 2003. Claimed off waivers by Anaheim on Nov. 21, 2005.

Year	GP	G	A	PTS	+/-	PIM
2003-04	77	9	25	34	-17	34
2005-06	18	3	6	9	-1	20
<b>Total</b>	<b>95</b>	<b>12</b>	<b>31</b>	<b>43</b>	<b>-18</b>	<b>54</b>

## GRANT MARSHALL, RW

Acquired from Dallas for a second round pick in the 2003 Entry Draft on Aug. 29, 2001. Traded to New Jersey for a conditional draft pick on Mar. 10, 2003.

Year	GP	G	A	PTS	+/-	PIM
2001-02	81	15	18	33	-20	86
2002-03	66	8	20	28	-8	71
<b>Total</b>	<b>147</b>	<b>23</b>	<b>38</b>	<b>61</b>	<b>-28</b>	<b>157</b>

## STEVE MASON, G

Selected 69th overall in the 2006 Entry Draft.

Year	GP	G	A	PTS	+/-	PIM
2008-09	61	0	0	0	...	2
<b>Total</b>	<b>61</b>	<b>0</b>	<b>0</b>	<b>0</b>	<b>...</b>	<b>2</b>

## GREG MAULDIN, C

Selected 199th overall in the 2002 Entry Draft.

Year	GP	G	A	PTS	+/-	PIM
2003-04	6	0	0	0	-2	4
<b>Total</b>	<b>6</b>	<b>0</b>	<b>0</b>	<b>0</b>	<b>-2</b>	<b>4</b>

## MAKSIM MAYOROV, RW

Selected 94th overall in the 2007 Entry Draft.

Year	GP	G	A	PTS	+/-	PIM
2008-09	3	0	0	0	0	0
<b>Total</b>	<b>3</b>	<b>0</b>	<b>0</b>	<b>0</b>	<b>0</b>	<b>0</b>

## KENT MCDONELL, RW

Acquired from Detroit for a sixth round pick in the 2003 Entry Draft on Aug. 16, 2000.

Year	GP	G	A	PTS	+/-	PIM
2002-03	3	0	0	0	-1	0
2003-04	29	1	2	3	-7	36
<b>Total</b>	<b>32</b>	<b>1</b>	<b>2</b>	<b>3</b>	<b>-8</b>	<b>36</b>

## MARC METHOT, D

Selected 200th overall in the 2003 Entry Draft.

Year	GP	G	A	PTS	+/-	PIM
2006-07	20	0	4	4	5	12
2007-08	9	0	0	0	-1	8
2008-09	66	4	13	17	7	55
<b>Total</b>	<b>95</b>	<b>4</b>	<b>17</b>	<b>21</b>	<b>11</b>	<b>75</b>

## FREDRIK MODIN, LW

Acquired from Tampa Bay with G Fredrik Norrena for G Marc Denis on June 30, 2006.

Year	GP	G	A	PTS	+/-	PIM
2006-07	79	22	20	42	-3	50
2007-08	23	6	6	12	1	20
2008-09	50	9	16	25	2	28
<b>Total</b>	<b>152</b>	<b>37</b>	<b>42</b>	<b>79</b>	<b>0</b>	<b>98</b>

## BRAD MORAN, C

Signed as a free agent on June 5, 2000.

Year	GP	G	A	PTS	+/-	PIM
2001-02	3	0	0	0	0	0
2003-04	2	1	1	2	-1	2
<b>Total</b>	<b>5</b>	<b>1</b>	<b>1</b>	<b>2</b>	<b>-1</b>	<b>2</b>

## JOE MOTZKO, RW

Signed as a free agent on May 15, 2003. Traded to Anaheim with C Mark Hartigan and a fourth round pick in the 2007 Entry Draft for C Zenon Konopka and a conditional seventh round pick in either the 2007 or 2008 NHL Draft on Jan. 26, 2007.

Year	GP	G	A	PTS	+/-	PIM
2003-04	2	0	0	0	0	0
2005-06	2	0	0	0	-2	0
2006-07	7	1	0	1	0	0
<b>Total</b>	<b>11</b>	<b>1</b>	<b>0</b>	<b>1</b>	<b>-2</b>	<b>0</b>

## ANDREW MURRAY, C

Selected 242nd overall in the 2001 Entry Draft.

Year	GP	G	A	PTS	+/-	PIM
2007-08	39	6	4	10	0	12
2008-09	67	8	3	11	-6	10
<b>Total</b>	<b>106</b>	<b>14</b>	<b>7</b>	<b>21</b>	<b>-6</b>	<b>22</b>

**RICK NASH, LW**

Selected 1st overall in the 2002 Entry Draft.

Year	GP	G	A	PTS	+/-	PIM
2002-03	74	17	22	39	-27	78
2003-04	80	41	16	57	-35	87
2005-06	54	31	23	54	5	51
2006-07	75	27	30	57	-8	73
2007-08	80	38	31	69	2	95
2008-09	78	40	39	79	11	52
<b>Total</b>	<b>441</b>	<b>194</b>	<b>161</b>	<b>355</b>	<b>-52</b>	<b>436</b>

**ANDREJ NEDOROST, C**

Selected 286th overall in the 2000 Entry Draft.

Year	GP	G	A	PTS	+/-	PIM
2001-02	7	0	2	2	-3	2
2002-03	12	0	1	1	-6	4
2003-04	9	2	0	2	0	6
<b>Total</b>	<b>28</b>	<b>2</b>	<b>3</b>	<b>5</b>	<b>-9</b>	<b>12</b>

**CHRIS NIELSEN, RW**

Acquired from NY Islanders for fourth and ninth round picks in the 2000 Entry Draft on May 11, 2000. Traded to Atlanta with the rights of D Petteri Nummelin for RW Tomi Kallio and D Pauli Levokari on Dec. 2, 2002.

Year	GP	G	A	PTS	+/-	PIM
2000-01	29	4	5	9	4	4
2001-02	23	2	3	5	-3	4
<b>Total</b>	<b>52</b>	<b>6</b>	<b>8</b>	<b>14</b>	<b>1</b>	<b>8</b>

**FREDRIK NORRENA, G**

Acquired from Tampa Bay with LW Fredrik Modin for G Marc Denis on June 20, 2006.

Year	GP	G	A	PTS	+/-	PIM
2006-07	55	0	0	0	...	6
2007-08	37	0	1	1	...	0
2008-09	8	0	0	0	...	0
<b>Total</b>	<b>100</b>	<b>0</b>	<b>1</b>	<b>1</b>	<b>...</b>	<b>6</b>

**FILIP NOVAK, D**

Signed as a free agent on Aug. 8, 2006.

Year	GP	G	A	PTS	+/-	PIM
2006-07	6	0	0	0	1	2
<b>Total</b>	<b>6</b>	<b>0</b>	<b>0</b>	<b>0</b>	<b>1</b>	<b>2</b>

**JIRI NOVOTNY, C**

Signed as a free agent on July 3, 2007.

Year	GP	G	A	PTS	+/-	PIM
2007-08	65	8	14	22	-10	24
2008-09	42	4	3	7	4	14
<b>Total</b>	<b>107</b>	<b>12</b>	<b>17</b>	<b>29</b>	<b>-6</b>	<b>38</b>

**PETTERI NUMMELIN, D**

Selected 133rd overall in the 2000 Entry Draft. Traded to Atlanta with RW Chris Nielsen for RW Tomi Kallio and D Pauli Levokari on Dec. 2, 2002.

Year	GP	G	A	PTS	+/-	PIM
2000-01	61	4	12	16	-11	10
<b>Total</b>	<b>61</b>	<b>4</b>	<b>12</b>	<b>16</b>	<b>-11</b>	<b>10</b>

**LYLE ODELEIN, D**

Selected in the Expansion Draft on June 23, 2000. Signed on June 29, 2000. Traded to Chicago for D Jaroslav Spacek and a second round pick in the 2003 Entry Draft on Mar. 19, 2002.

Year	GP	G	A	PTS	+/-	PIM
2000-01	81	3	14	17	-16	118
2001-02	65	2	14	16	-28	89
<b>Total</b>	<b>146</b>	<b>5</b>	<b>28</b>	<b>33</b>	<b>-44</b>	<b>207</b>

**KRZYSZTOF OLIWA, LW**

Acquired from New Jersey for third round pick in the 2001 Entry Draft and future considerations on June 12, 2000. Traded to Pittsburgh for third round pick in the 2001 Entry Draft on Jan. 14, 2001.

Year	GP	G	A	PTS	+/-	PIM
2000-01	10	0	2	2	1	34
<b>Total</b>	<b>10</b>	<b>0</b>	<b>2</b>	<b>2</b>	<b>1</b>	<b>34</b>

**MIKE PANDOLFO, LW**

Acquired from Buffalo along with the 30th overall pick in the 2002 Entry Draft for the 20th overall pick in the 2002 Entry Draft.

Year	GP	G	A	PTS	+/-	PIM
2003-04	3	0	0	0	-2	0
<b>Total</b>	<b>3</b>	<b>0</b>	<b>0</b>	<b>0</b>	<b>-2</b>	<b>0</b>

**MICHAEL PECA, C**

Signed as a free agent on Aug. 23, 2007.

Year	GP	G	A	PTS	+/-	PIM
2007-08	75	8	26	34	-1	64
2008-09	71	4	18	22	-6	58
<b>Total</b>	<b>146</b>	<b>12</b>	<b>44</b>	<b>56</b>	<b>-7</b>	<b>122</b>

**ALEXANDRE PICARD, LW**

Selected eighth overall in the 2004 Entry Draft.

Year	GP	G	A	PTS	+/-	PIM
2005-06	17	0	0	0	-2	14
2006-07	23	0	1	1	-3	6
2007-08	3	0	0	0	0	2
2008-09	15	0	1	1	-1	26
<b>Total</b>	<b>58</b>	<b>0</b>	<b>2</b>	<b>2</b>	<b>-6</b>	<b>48</b>

**ADAM PINEAULT, RW**

Selected 46th overall in the 2004 Entry Draft. Traded to Chicago in exchange for RW Michael Blunden on Jan. 10, 2009.

Year	GP	G	A	PTS	+/-	PIM
2007-08	3	0	0	0	-2	0
<b>Total</b>	<b>3</b>	<b>0</b>	<b>0</b>	<b>0</b>	<b>-2</b>	<b>0</b>

**LASSE PIRJETA, LW**

Selected 133rd overall in the 2002 Entry Draft. Traded to Pittsburgh for C Brian Holzinger on Mar. 9, 2004.

Year	GP	G	A	PTS	+/-	PIM
2002-03	51	11	10	21	-4	12
2003-04	57	2	8	10	-6	20
<b>Total</b>	<b>108</b>	<b>13</b>	<b>18</b>	<b>31</b>	<b>-10</b>	<b>32</b>

**GEOFF PLATT, C**

Signed as a free agent on Nov. 25, 2005. Traded to Anaheim in exchange for D Clay Wilson and D Aaron Rome on Nov. 15, 2007.

Year	GP	G	A	PTS	+/-	PIM
2005-06	15	0	5	5	-4	16
2006-07	26	4	5	9	1	10
<b>Total</b>	<b>41</b>	<b>4</b>	<b>10</b>	<b>14</b>	<b>-3</b>	<b>26</b>

**TOMAS POPPERLE, G**

Selected 131st overall in the 2005 Entry Draft.

Year	GP	G	A	PTS	+/-	PIM
2006-07	2	0	0	0	...	0
<b>Total</b>	<b>2</b>	<b>0</b>	<b>0</b>	<b>0</b>	<b>...</b>	<b>0</b>

**SEAN PRONGER, C**

Claimed off waivers from NY Islanders on May 18, 2001. Traded to Vancouver in exchange for D Zenith Komarniski on Oct. 30, 2003.

Year	GP	G	A	PTS	+/-	PIM
2001-02	26	3	1	4	-4	4
2002-03	78	7	6	13	-26	72
<b>Total</b>	<b>104</b>	<b>10</b>	<b>7</b>	<b>17</b>	<b>-30</b>	<b>76</b>



**MARTIN PRUSEK, G**

Signed as a free agent on Aug. 4, 2005.

Year	GP	G	A	PTS	+/-	PIM
2005-06	9	0	0	0	...	0
<b>Total</b>	<b>9</b>	<b>0</b>	<b>0</b>	<b>0</b>	<b>...</b>	<b>0</b>

**JAMIE PUSHOR, D**

Selected in the Expansion Draft on June 23, 2000. Traded to Pittsburgh for a fourth round pick in the 2003 Entry Draft on Mar. 15, 2002. Signed as a free agent on Dec. 10, 2003. Traded to NY Rangers for an eighth round pick in the 2004 Entry Draft on Jan. 23, 2004.

Year	GP	G	A	PTS	+/-	PIM
2000-01	75	3	10	13	7	94
2001-02	61	0	6	6	-10	54
2003-04	7	0	0	0	-2	2
2005-06	4	1	2	3	1	0
<b>Total</b>	<b>147</b>	<b>4</b>	<b>18</b>	<b>22</b>	<b>-4</b>	<b>150</b>

**DERON QUINT, D**

Acquired from New Jersey for past considerations on June 23, 2000.

Year	GP	G	A	PTS	+/-	PIM
2000-01	57	7	16	23	-19	16
2001-02	75	7	18	25	-34	26
<b>Total</b>	<b>132</b>	<b>14</b>	<b>34</b>	<b>48</b>	<b>-53</b>	<b>42</b>

**JEREMY REICH, LW**

Signed as a free agent on May 17, 2000.

Year	GP	G	A	PTS	+/-	PIM
2003-04	9	0	1	1	-3	20
<b>Total</b>	<b>9</b>	<b>0</b>	<b>1</b>	<b>1</b>	<b>-3</b>	<b>20</b>

**LUKE RICHARDSON, D**

Signed as a free agent on July 4, 2002.

Year	GP	G	A	PTS	+/-	PIM
2002-03	82	0	13	13	-16	73
2003-04	64	1	5	6	-11	48
2005-06	44	1	6	7	-18	30
<b>Total</b>	<b>190</b>	<b>2</b>	<b>24</b>	<b>26</b>	<b>-45</b>	<b>151</b>

**TODD ROHLOFF, D**

Signed as a free agent on Sept. 5, 2003. Claimed off waivers by Washington on Jan. 9, 2004.

Year	GP	G	A	PTS	+/-	PIM
2003-04	24	0	2	2	-12	8
<b>Total</b>	<b>24</b>	<b>0</b>	<b>2</b>	<b>2</b>	<b>-12</b>	<b>8</b>

**AARON ROME, D**

Acquired with D Clay Wilson from Anaheim in exchange for C Geoff Platt on Nov. 15, 2007.

Year	GP	G	A	PTS	+/-	PIM
2007-08	17	1	1	2	-4	33
2008-09	8	0	1	1	1	0
<b>Total</b>	<b>25</b>	<b>1</b>	<b>2</b>	<b>3</b>	<b>-3</b>	<b>33</b>

**MICHAEL RUPP, C**

Acquired from Phoenix with LW Jason Chimera and D Cale Hulse for LW Geoff Sanderson and RW Tim Jackman on Oct. 8, 2005.

Year	GP	G	A	PTS	+/-	PIM
2005-06	39	4	2	6	-33	58
<b>Total</b>	<b>39</b>	<b>4</b>	<b>2</b>	<b>6</b>	<b>-33</b>	<b>58</b>

**KRIS RUSSELL, D**

Selected 67th overall in the 2005 Entry Draft.

Year	GP	G	A	PTS	+/-	PIM
2007-08	67	2	8	10	-12	14
2008-09	66	2	19	21	-10	28
<b>Total</b>	<b>133</b>	<b>4</b>	<b>27</b>	<b>31</b>	<b>-22</b>	<b>42</b>

**GEOFF SANDERSON, LW**

Selected in the Expansion Draft on June 23, 2000. Traded to Vancouver for a third round pick in the 2004 Entry Draft.

Claimed off of waivers from Vancouver on June 28, 2004. Traded to Phoenix with RW Tim Jackman for LW Jason Chimera, C Michael Rupp and D Cale Hulse on Oct. 8, 2005.

Year	GP	G	A	PTS	+/-	PIM
2000-01	68	30	26	56	4	46
2001-02	42	11	5	16	-15	12
2002-03	82	34	33	67	-4	34
2003-04	67	13	16	29	-9	34
2005-06	2	0	0	0	-1	0
<b>Total</b>	<b>261</b>	<b>88</b>	<b>80</b>	<b>168</b>	<b>-25</b>	<b>126</b>

**PETER SARNO, C**

Signed as a free agent on Aug. 22, 2005.

Year	GP	G	A	PTS	+/-	PIM
2005-06	1	0	0	0	0	0
<b>Total</b>	<b>1</b>	<b>0</b>	<b>0</b>	<b>0</b>	<b>0</b>	<b>0</b>

**DARREL SCOVILLE, D**

Signed as a free agent on July 10, 2001.

Year	GP	G	A	PTS	+/-	PIM
2002-03	2	0	0	0	0	4
2003-04	8	0	1	1	-4	6
<b>Total</b>	<b>10</b>	<b>0</b>	<b>1</b>	<b>1</b>	<b>-4</b>	<b>10</b>

**ALEXANDER SELIVANOV, RW**

Signed as a free agent on Nov. 27, 2000.

Year	GP	G	A	PTS	+/-	PIM
2000-01	59	8	11	19	-11	38
<b>Total</b>	<b>59</b>	<b>8</b>	<b>11</b>	<b>19</b>	<b>-11</b>	<b>38</b>

**SEAN SELMSER, LW**

Signed as a free agent on Aug. 3, 2000.

Year	GP	G	A	PTS	+/-	PIM
2000-01	1	0	0	0	0	5
<b>Total</b>	<b>1</b>	<b>0</b>	<b>0</b>	<b>0</b>	<b>0</b>	<b>5</b>

**TOM SESTITO, LW**

Selected 85th overall in the 2006 Entry Draft.

Year	GP	G	A	PTS	+/-	PIM
2007-08	1	0	0	0	0	17
<b>Total</b>	<b>1</b>	<b>0</b>	<b>0</b>	<b>0</b>	<b>0</b>	<b>17</b>

**CAM SEVERSON, LW**

Acquired from Calgary for D Cale Hulse on Feb. 28, 2006.

Year	GP	G	A	PTS	+/-	PIM
2005-06	4	0	0	0	0	5
<b>Total</b>	<b>4</b>	<b>0</b>	<b>0</b>	<b>0</b>	<b>0</b>	<b>5</b>

**JODY SHELLEY, LW**

Signed as a free agent on Jan. 31, 2001. Traded to San Jose for a sixth round pick in the 2009 Entry Draft on Jan. 29, 2008.

Year	GP	G	A	PTS	+/-	PIM
2000-01	1	0	0	0	0	10
2001-02	52	3	3	6	1	206
2002-03	68	1	4	5	-5	249
2003-04	76	3	3	6	-10	228
2005-06	80	3	7	10	-4	163
2006-07	72	1	1	2	-6	125
2007-08	31	0	0	0	-2	44
<b>Total</b>	<b>380</b>	<b>11</b>	<b>18</b>	<b>29</b>	<b>-26</b>	<b>1,025</b>

**MIKE SILLINGER, C**

Signed as a free agent on July 7, 2001. Traded to Dallas with a second round draft pick in the 2004 Entry Draft for D Darryl Sydor on July 22, 2003.

Year	GP	G	A	PTS	+/-	PIM
2001-02	80	20	23	43	-35	54
2002-03	75	18	25	43	-21	52
<b>Total</b>	<b>155</b>	<b>38</b>	<b>48</b>	<b>86</b>	<b>-56</b>	<b>106</b>

**BEN SIMON, C**

Signed as a free agent on Aug. 11, 2005.

Year	GP	G	A	PTS	+/-	PIM
2005-06	13	0	0	0	-4	4
<b>Total</b>	<b>13</b>	<b>0</b>	<b>0</b>	<b>0</b>	<b>-4</b>	<b>4</b>

**BLAKE SLOAN, RW**

Claimed off waivers from Dallas on Mar. 13, 2001. Traded to Calgary for D Jamie Allison on Mar. 19, 2002.

Year	GP	G	A	PTS	+/-	PIM
2000-01	14	1	0	1	-2	13
2001-02	60	2	7	9	-18	46
<b>Total</b>	<b>74</b>	<b>3</b>	<b>7</b>	<b>10</b>	<b>-20</b>	<b>59</b>

**JAROSLAV SPACEK, D**

Acquired from Chicago with a second round pick in the 2003 Entry Draft for D Lyle Odelein on Mar. 19, 2002.

Year	GP	G	A	PTS	+/-	PIM
2001-02	14	2	3	5	-9	24
2002-03	81	9	36	45	-23	70
2003-04	58	5	17	22	-13	45
<b>Total</b>	<b>153</b>	<b>16</b>	<b>56</b>	<b>72</b>	<b>-45</b>	<b>139</b>

**MARTIN SPANHEL, LW**

Signed as a free agent on May 30, 2000.

Year	GP	G	A	PTS	+/-	PIM
2000-01	6	1	0	1	-1	2
2001-02	4	1	0	1	-2	2
<b>Total</b>	<b>10</b>	<b>2</b>	<b>0</b>	<b>2</b>	<b>-3</b>	<b>4</b>

**RADOSLAV SUCHY, D**

Acquired from Phoenix with a sixth round pick in the 2005 Entry Draft for a fourth round pick in the 2005 Entry Draft.

Year	GP	G	A	PTS	+/-	PIM
2005-06	79	1	7	8	-8	30
<b>Total</b>	<b>79</b>	<b>1</b>	<b>7</b>	<b>8</b>	<b>-8</b>	<b>30</b>

**ALEXANDER SVITOV, C**

Acquired from Tampa Bay along with a third round pick in the 2004 Entry Draft for D Darryl Sydor and a fourth round pick in the 2004 Entry Draft on Jan. 27, 2004.

Year	GP	G	A	PTS	+/-	PIM
2003-04	29	2	6	8	-8	16
2006-07	76	7	11	18	-10	145
<b>Total</b>	<b>105</b>	<b>9</b>	<b>17</b>	<b>26</b>	<b>-18</b>	<b>161</b>

**DARRYL SYDOR, D**

Acquired from Dallas for Mike Sillinger and a second round pick in the 2004 Entry Draft on July 22, 2003. Traded to Tampa Bay along with a fourth round pick in the 2004 Entry Draft for C Alexander Svitov and a third round pick in the 2004 Entry Draft on Jan. 27, 2004.

Year	GP	G	A	PTS	+/-	PIM
2003-04	49	2	13	15	-19	26
<b>Total</b>	<b>49</b>	<b>2</b>	<b>13</b>	<b>15</b>	<b>-19</b>	<b>26</b>

**DICK TARNSTROM, D**

Acquired from Edmonton in exchange for LW Curtis Glencross on Feb. 1, 2008.

Year	GP	G	A	PTS	+/-	PIM
2007-08	48	3	11	14	-11	52
<b>Total</b>	<b>48</b>	<b>3</b>	<b>11</b>	<b>14</b>	<b>-11</b>	<b>52</b>

**MATTIAS TIMANDER, D**

Selected in the Expansion Draft on June 23, 2000. Traded to NY Islanders for a fourth round pick in 2002 Entry Draft on June 22, 2002.

Year	GP	G	A	PTS	+/-	PIM
2000-01	76	2	9	11	-8	24
2001-02	78	4	7	11	-34	44
<b>Total</b>	<b>154</b>	<b>6</b>	<b>16</b>	<b>22</b>	<b>-42</b>	<b>68</b>

**OLE-KRISTIAN TOLLEFSEN, D**

Selected 65th overall in the 2002 Entry Draft.

Year	GP	G	A	PTS	+/-	PIM
2005-06	5	0	0	0	-2	2
2006-07	70	2	3	5	2	123
2007-08	51	2	2	4	-3	111
2008-09	19	0	1	1	-4	37
<b>Total</b>	<b>145</b>	<b>4</b>	<b>6</b>	<b>10</b>	<b>-7</b>	<b>273</b>

**RAFFI TORRES, LW**

Acquired from Edmonton for C Gilbert Brule on July 1, 2008.

Year	GP	G	A	PTS	+/-	PIM
2008-09	51	12	8	20	-4	23
<b>Total</b>	<b>51</b>	<b>12</b>	<b>8</b>	<b>20</b>	<b>-4</b>	<b>23</b>

**RON TUGNUTT, G**

Signed as a free agent on July 4, 2000. Traded to Dallas with a second round pick in the 2002 Entry Draft for a first round pick in the 2002 Entry Draft on June 17, 2002.

Year	GP	G	A	PTS	+/-	PIM
2000-01	53	0	1	1	...	2
2001-02	44	0	1	1	...	0
<b>Total</b>	<b>97</b>	<b>0</b>	<b>2</b>	<b>2</b>	<b>...</b>	<b>2</b>

**FEDOR TYUTIN, D**

Acquired with D Christian Backman from NY Rangers in exchange for RW Nikolai Zherdev and RW Dan Fritsche on July 2, 2008.

Year	GP	G	A	PTS	+/-	PIM
2008-09	82	9	25	34	1	81
<b>Total</b>	<b>82</b>	<b>9</b>	<b>25</b>	<b>34</b>	<b>1</b>	<b>81</b>

**R.J. UMBERGER, C**

Acquired with a fourth round pick in the 2008 Entry Draft from Philadelphia in exchange for a first round pick and a third round pick in the 2008 Entry Draft on June 20, 2008.

Year	GP	G	A	PTS	+/-	PIM
2008-09	82	26	20	46	-10	53
<b>Total</b>	<b>82</b>	<b>26</b>	<b>20</b>	<b>46</b>	<b>-10</b>	<b>53</b>

**DARREN VAN IMPE, D**

Signed as a free agent on Jan. 20, 2003.

Year	GP	G	A	PTS	+/-	PIM
2002-03	14	1	1	2	-6	10
<b>Total</b>	<b>14</b>	<b>1</b>	<b>1</b>	<b>2</b>	<b>-6</b>	<b>10</b>

**ANTOINE VERMETTE, C**

Acquired from Ottawa in exchange for G Pascal Leclaire and a second round pick in the 2009 Entry Draft on Mar. 4, 2009.

Year	GP	G	A	PTS	+/-	PIM
2008-09	17	7	6	13	5	8
<b>Total</b>	<b>17</b>	<b>7</b>	<b>6</b>	<b>13</b>	<b>5</b>	<b>8</b>

**JAKUB VORACEK, RW**

Selected seventh overall in the 2007 Entry Draft.

Year	GP	G	A	PTS	+/-	PIM
2008-09	80	9	29	38	11	44
<b>Total</b>	<b>80</b>	<b>9</b>	<b>29</b>	<b>38</b>	<b>11</b>	<b>44</b>

**DAVID VYBORNÝ, RW**

Signed as a free agent on June 8, 2000.

Year	GP	G	A	PTS	+/-	PIM
2000-01	79	13	19	32	-9	22
2001-02	75	13	18	31	-14	6
2002-03	79	20	26	46	12	16
2003-04	82	22	31	53	-26	40
2005-06	80	22	43	65	-9	50
2006-07	82	16	48	64	6	60
2007-08	66	7	19	26	-8	34
<b>Total</b>	<b>542</b>	<b>112</b>	<b>204</b>	<b>217</b>	<b>49</b>	<b>239</b>

**DERRICK WALSER, D**

Signed as a free agent on Sept. 17, 2001. Traded to Carolina with a fourth round pick in the 2006 Entry Draft for a fourth round pick in the 2005 Entry Draft on July 30, 2005. Acquired from Carolina for D Mark Flood on Nov. 29, 2006.

Year	GP	G	A	PTS	+/-	PIM
2001-02	2	1	0	1	-2	0
2002-03	53	4	13	17	-9	34
2003-04	27	1	8	9	-6	22
2006-07	9	2	0	2	-1	0
<b>Total</b>	<b>91</b>	<b>8</b>	<b>21</b>	<b>29</b>	<b>-18</b>	<b>56</b>

**DUVIE WESTCOTT, D**

Signed as a free agent on May 10, 2001.

Year	GP	G	A	PTS	+/-	PIM
2001-02	4	0	0	0	-2	2
2002-03	39	0	7	7	-3	77
2003-04	34	0	7	7	-15	39
2005-06	78	6	22	28	1	133
2006-07	23	4	6	10	-13	18
2007-08	23	1	3	4	-10	30
<b>Total</b>	<b>211</b>	<b>11</b>	<b>45</b>	<b>56</b>	<b>-42</b>	<b>299</b>

**RAY WHITNEY, LW**

Acquired from Florida with future considerations for C Keyvin Adams and a fourth round pick in the 2001 Entry Draft on Mar. 13, 2001.

Year	GP	G	A	PTS	+/-	PIM
2000-01	3	0	3	3	-1	2
2001-02	67	21	40	61	-22	12
2002-03	81	24	52	76	-26	22
<b>Total</b>	<b>151</b>	<b>45</b>	<b>95</b>	<b>140</b>	<b>-49</b>	<b>36</b>

**JASON WILLIAMS, C**

Acquired from Atlanta in exchange for D Clay Wilson and a sixth round pick in the 2009 Entry Draft on Jan. 14, 2009.

Year	GP	G	A	PTS	+/-	PIM
2008-09	39	12	17	29	5	16
<b>Total</b>	<b>39</b>	<b>12</b>	<b>17</b>	<b>29</b>	<b>5</b>	<b>16</b>

**CLAY WILSON, D**

Acquired with D Aaron Rome from Anaheim in exchange for C Geoff Platt on Nov. 15, 2007. Traded to Atlanta with a sixth round pick in the 2009 Entry Draft in exchange for C Jason Williams on Jan. 14, 2009.

Year	GP	G	A	PTS	+/-	PIM
2007-08	7	1	1	2	3	2
2008-09	5	0	1	1	-2	0
<b>Total</b>	<b>12</b>	<b>1</b>	<b>2</b>	<b>3</b>	<b>1</b>	<b>2</b>

**TYLER WRIGHT, C**

Selected in the Expansion Draft on June 23, 2000. Traded to Anaheim with D Francois Beauchemin for C Sergei Fedorov and a fifth round pick in the 2006 Entry Draft on Nov. 15, 2005.

Year	GP	G	A	PTS	+/-	PIM
2000-01	76	16	16	32	-9	140
2001-02	77	13	11	24	-40	100
2002-03	70	19	11	30	-25	113
2003-04	68	9	9	18	-19	63
2005-06	18	0	4	4	-3	20
<b>Total</b>	<b>309</b>	<b>57</b>	<b>51</b>	<b>108</b>	<b>-96</b>	<b>436</b>

**MIKE YORK, C**

Signed as a free agent on July 25, 2008.

Year	GP	G	A	PTS	+/-	PIM
2008-09	1	0	0	0	0	0
<b>Total</b>	<b>1</b>	<b>0</b>	<b>0</b>	<b>0</b>	<b>0</b>	<b>0</b>

**NIKOLAI ZHERDEV, RW**

Selected fourth overall in the 2003 Entry Draft. Traded to NY Rangers with RW Dan Fritsche for D Fedor Tyutin and D Christian Backman on July 2, 2008.

Year	GP	G	A	PTS	+/-	PIM
2003-04	57	13	21	34	-11	54
2005-06	73	27	27	54	-13	50
2006-07	71	10	22	32	-19	26
2007-08	82	26	35	61	-9	34



**Total** 283 76 105 181 -33 164

## GOALTENDERS

### BRIAN BOUCHER

Claimed off waivers from Chicago on Feb. 27, 2007.

Year	GP	MIN	W	L	OT	SO	GA	SV	GAA	SV%
2006-07	3	142	1	1	0	0	9	58	3.80	.866
<b>Total</b>	<b>3</b>	<b>142</b>	<b>1</b>	<b>1</b>	<b>0</b>	<b>0</b>	<b>9</b>	<b>58</b>	<b>3.80</b>	<b>.866</b>

### FRED BRATHWAITE

Signed as a free agent on June 2, 2003.

Year	GP	MIN	W	L	OT	SO	GA	SV	GAA	SV%
2003-04	21	1050	4	11	1	0	59	574	3.37	.897
<b>Total</b>	<b>21</b>	<b>1050</b>	<b>4</b>	<b>11</b>	<b>1</b>	<b>0</b>	<b>59</b>	<b>574</b>	<b>3.37</b>	<b>.897</b>

### TY CONKLIN

Signed as a free agent on July 6, 2007. Traded to Buffalo for a fifth round pick in the 2007 Entry Draft on Feb. 27.

Year	GP	MIN	W	L	OT	SO	GA	SV	GAA	SV%
2006-07	11	491	2	3	2	0	27	183	3.30	.871
<b>Total</b>	<b>11</b>	<b>491</b>	<b>2</b>	<b>3</b>	<b>2</b>	<b>0</b>	<b>27</b>	<b>183</b>	<b>3.30</b>	<b>.871</b>

### MARC DENIS

Acquired from Colorado for a second round pick in the 2000 Entry Draft on June 7, 2000. Traded to Tampa Bay for LW Fredrik Modin and G Fredrik Norrena on June 30, 2006.

Year	GP	MIN	W	L	OT	SO	GA	SV	GAA	SV%
2000-01	32	1830	6	20	4	0	99	841	3.25	.895
2001-02	42	2335	9	24	5	1	121	1076	3.11	.899
2002-03	77	4511	27	41	8	5	232	2172	3.09	.903
2003-04	66	3796	21	36	7	5	162	1970	2.56	.918
2005-06	49	2786	21	25	1	1	151	1354	3.25	.900
<b>Total</b>	<b>266</b>	<b>15258</b>	<b>84</b>	<b>146</b>	<b>25</b>	<b>12</b>	<b>765</b>	<b>7413</b>	<b>3.01</b>	<b>.905</b>



### WADE DUBIELEWICZ

Claimed off waivers from NY Islanders on Jan. 17, 2009.

Year	GP	MIN	W	L	OT	SO	GA	SV	GAA	SV%
2008-09	3	169	1	2	0	0	10	67	3.55	.870
<b>Total</b>	<b>3</b>	<b>169</b>	<b>1</b>	<b>2</b>	<b>0</b>	<b>0</b>	<b>10</b>	<b>67</b>	<b>3.55</b>	<b>.870</b>

### JEAN-FRANCOIS LABBE

Acquired from NY Rangers for D Bert Robertsson on Nov. 9, 2000.

Year	GP	MIN	W	L	OT	SO	GA	SV	GAA	SV%
2001-02	3	117	1	1	0	0	6	62	3.08	.912
2002-03	11	451	2	4	0	0	27	206	3.59	.884
<b>Total</b>	<b>14</b>	<b>568</b>	<b>3</b>	<b>5</b>	<b>0</b>	<b>0</b>	<b>33</b>	<b>268</b>	<b>3.49</b>	<b>.890</b>

### DAN LACOSTA

Selected 93rd overall in the 2004 Entry Draft.

Year	GP	MIN	W	L	OT	SO	GA	SV	GAA	SV%
2007-08	1	13	0	0	0	0	0	5	0.00	1.000
2008-09	3	156	2	0	0	1	4	76	1.54	.950
<b>Total</b>	<b>4</b>	<b>169</b>	<b>2</b>	<b>0</b>	<b>0</b>	<b>1</b>	<b>4</b>	<b>81</b>	<b>1.42</b>	<b>.953</b>

### PASCAL LECLAIRE

Selected eighth overall in the 2001 Entry Draft. Traded to Ottawa with a second round pick in the 2009 Entry Draft in exchange for C Antoine Vermette on Mar. 4, 2009.

Year	GP	MIN	W	L	OT	SO	GA	SV	GAA	SV%
2003-04	2	119	0	2	0	0	7	62	3.53	.899
2005-06	33	1804	11	15	3	0	97	987	3.23	.911
2006-07	24	1315	6	15	2	1	65	564	2.97	.897
2007-08	54	2986	24	17	6	9	112	1267	2.25	.919
2008-09	12	674	4	6	1	0	43	281	3.83	.867
<b>Total</b>	<b>125</b>	<b>6898</b>	<b>45</b>	<b>55</b>	<b>12</b>	<b>10</b>	<b>324</b>	<b>3161</b>	<b>2.82</b>	<b>.907</b>

### STEVE MASON

Selected 69th overall in the 2006 Entry Draft.

Year	GP	MIN	W	L	OT	SO	GA	SV	GAA	SV%
2008-09	61	3664	33	20	7	10	140	1518	2.29	.916
<b>Total</b>	<b>61</b>	<b>3664</b>	<b>33</b>	<b>20</b>	<b>7</b>	<b>10</b>	<b>140</b>	<b>1518</b>	<b>2.29</b>	<b>.916</b>

### FREDRIK NORRENA

Acquired from Tampa Bay with LW Fredrik Modin for G Marc Denis on June 20, 2006.

Year	GP	MIN	W	L	OT	SO	GA	SV	GAA	SV%
2006-07	55	2952	24	23	3	3	137	1283	2.78	.904
2007-08	37	1960	10	19	6	2	89	767	2.72	.896
2008-09	8	323	1	3	2	0	17	116	3.16	.872
<b>Total</b>	<b>100</b>	<b>5235</b>	<b>35</b>	<b>45</b>	<b>11</b>	<b>5</b>	<b>243</b>	<b>2166</b>	<b>2.79</b>	<b>.899</b>

### TOMAS POPPERLE

Selected 131st overall in the 2005 Entry Draft.

Year	GP	MIN	W	L	OT	SO	GA	SV	GAA	SV%
2006-07	2	44	0	0	0	0	1	13	1.33	.929
<b>Total</b>	<b>2</b>	<b>44</b>	<b>0</b>	<b>0</b>	<b>0</b>	<b>0</b>	<b>1</b>	<b>13</b>	<b>1.33</b>	<b>.929</b>

### MARTIN PRUSEK

Signed as a free agent on Aug. 4, 2005.

Year	GP	MIN	W	L	OT	SO	GA	SV	GAA	SV%
2005-06	9	373	3	3	0	0	20	165	3.22	.870
<b>Total</b>	<b>9</b>	<b>373</b>	<b>3</b>	<b>3</b>	<b>0</b>	<b>0</b>	<b>20</b>	<b>165</b>	<b>3.22</b>	<b>.870</b>

### RON TUGNUTT

Signed as a free agent on July 4, 2000. Traded to Dallas with a second round pick in the 2002 Entry Draft for a first round pick in the 2002 Entry Draft on June 17, 2002.

Year	GP	MIN	W	L	OT	SO	GA	SV	GAA	SV%
2000-01	53	3129	22	25	5	4	127	1401	2.44	.917
2001-02	44	2502	12	27	3	2	119	1076	2.85	.900
<b>Total</b>	<b>97</b>	<b>5631</b>	<b>34</b>	<b>52</b>	<b>8</b>	<b>6</b>	<b>246</b>	<b>2477</b>	<b>2.62</b>	<b>.910</b>



1

Jean-Francois Labbe,  
2001-02  
Tomas Popperle,  
2006-07  
Steve Mason,  
2008-09

2

Anders Eriksson,  
2003-04; 2006-07  
Kris Russell,  
2007-09

3

Frantisek Kucera,  
2000-01  
Jaroslav Spacek,  
2001-04  
Marc Methot,  
2008-09

4

Lyle Odelein,  
2000-02  
Bryan Berard,  
2005-07  
Clay Wilson,  
2007-09

5

Jamie Pushor,  
2000-02; 2005-06  
Darryl Sydor,  
2003-04  
Christian Backman,  
2008-09

6

Jamie Heward,  
2000-02  
Jamie Pushor,  
2003-04  
Ron Hainsey,  
2005-08

7

Deron Quint,  
2000-02  
Scott Lachance,  
2002-04

8

Geoff Sanderson,  
2000-06  
Jan Hejda,  
2007-09

9

David Vyborny,  
2000-08

10

Serge Aubin,  
2000-02  
Trevor Letowski,  
2003-06  
Duvie Westcott,  
2006-08  
Kris Russell,  
2008-09

11

Kevin Dineen,  
2000-03  
Curtis Glencross,  
2007-08  
Craig MacDonald,  
2008-09

12

Ted Drury,  
2000-01  
Sean Pronger,  
2001-02  
Mathieu Darche,  
2002-03  
Jiri Novotny,  
2007-09

13

Nikolai Zherdev,  
2003-08

14

Ray Whitney,  
2000-03  
Greg Mauldin,  
2003-04  
Raffi Torres,  
2008-09

15

Mike Maneluk,  
2000-01  
Kent McDonell,  
2002-03  
Duvie Westcott,  
2003-06  
Derek Dorsett,  
2008-09

16

Mike Sillinger,  
2001-03  
Alexander Svitov,  
2003-04; 2006-07

Derick Brassard,  
2007-09

17

Steve Maltais,  
2000-01  
Paul Manning,  
2002-03  
Tomi Kallio,  
2002-03  
David Ling,  
2003-04  
Gilbert Brule,  
2005-08  
Andrew Murray,  
2008-09

18

Robert Kron,  
2000-02  
Zenith Komarniski,  
2003-04  
Geoff Platt,  
2005-06  
R.J. Umberger,  
2008-09

19

Mathieu Darche,  
2000-02  
Sean Pronger,  
2002-03  
Joe Motzko,  
2003-04  
Brian Holzinger,  
2003-04  
Alexandre Picard,  
2005-07  
Michael Peca,  
2007-09

20

Martin Spanhel,  
2000-02  
Lasse Pirjeta,  
2002-04  
Michael Rupp,  
2005-06  
Curtis Glencross,  
2006-07  
Kristian Huselius,  
2008-09

21

Espen Knutsen,  
2000-04  
Radoslav Suchy,  
2005-06  
Alexandre Picard,  
2007-09

22

Chris Nielsen,  
2000-02  
Luke Richardson,  
2002-06  
Mike Comodore,  
2008-09

23

Kevin Dahl,  
2000-01  
Alex Selivanov,  
2000-01  
Derrick Walser,  
2001-04; 2006-07  
Dick Tarnstrom,  
2007-08

24

Michael Gaul,  
2000-01  
Hannes Hyvonen,  
2002-03  
Todd Rohloff,  
2003-04  
Francois Beauchemin,  
2005-06  
Cam Severson,  
2005-06  
Kris Beech,  
2007-08  
Aaron Rome,  
2008-09

25

Bruce Gardiner,  
2000-01  
Andrew Cassels,  
2002-04  
Jason Chimera,  
2005-09

26

Andrej Nedorost,  
2001-03  
Todd Marchant,  
2003-06  
Derek MacKenzie,  
2007-09

27

Blake Sloan,  
2000-02  
Darren Van Impe,  
2002-03  
Manny Malhotra,  
2003-09

28

Tyler Wright,  
2000-06  
Zenon Konopka,  
2006-08  
Nikita Filatov,  
2008-09

29

Krzysztof Oliwa,  
2000-01  
Alex Selivanov,  
2000-01  
Grant Marshall,  
2001-03  
Marc Methot,  
2007-08  
Jason Williams,  
2008-09

30

Marc Denis,  
2000-06  
Fredrik Norrena,  
2006-08  
Dan LaCosta,  
2008-09

31

Ron Tugnutt,  
2000-02  
Pascal Leclaire,  
2003-08

32

Radim Bicanek,  
2000-02  
Kent McDonell,  
2003-04  
Cale Hulse,  
2005-06

33

Petteri Nummelin,  
2000-01  
Jamie Allison,  
2001-03  
Jeremy Reich,  
2003-04  
Fredrik Modin,  
2006-09

34

Jean-Luc Grand-Pierre,  
2000-04  
Dan LaCosta,  
2007-09

35

Jean-Francois Labbe,  
2002-03  
Martin Prusek,  
2005-06  
Ty Conklin,  
2006-07  
Brian Boucher,  
2006-07

36

Sean Selmser,  
2000-01  
Don MacLean,  
2003-04

37

Mattias Timander,  
2000-02  
Darrel Scoville,  
2002-04  
Joe Motzko,  
2005-07  
Darcy Campbell,  
2006-07

38

Blake Bellefeuille,  
2001-03  
Jan Hrdina,  
2005-06  
Andrej Nedorost,  
2003-04  
Joakim Lindstrom,  
2006-08

39

Mike Pandolfo,  
2003-04  
Steven Goertzen,  
2005-07

40

Bill Bowler,  
2000-01  
Brad Moran,  
2001-02  
Duvie Westcott,  
2001-02  
Fred Brathwaite,  
2003-04  
Jaroslav Balastik,  
2005-07  
Jared Boll,  
2007-09

41

Matt Davidson,  
2000-03  
Brad Moran,  
2003-04  
Ben Simon,  
2005-06  
Adam Pineault,  
2007-08

42

Kevyn Adams,  
2000-01  
Brett Harkins,  
2001-02  
Duvie Westcott,  
2002-03  
Mark Hartigan,  
2003-06

43

Jan Caloun,  
2000-01  
David Ling,  
2001-03  
Tom Sestito,  
2007-08  
Maksim Mayorov,  
2008-09

44

Rostislav Klesla,  
2000-04  
Peter Sarno,  
2005-06  
Aaron Johnson,  
2006-07  
Aaron Rome,  
2007-08

45

Jody Shelley,  
2000-08

46

Tim Jackman,  
2003-04  
Filip Novak,  
2006-07

47

Aaron Johnson,  
2003-06  
Geoff Platt,  
2006-07

49

Dan Fritsche,  
2003-08

50

Joakim Lindstrom,  
2005-06  
Antoine Vermette,  
2008-09

51

Andy Delmore,  
2005-06  
Andrew Murray,  
2007-08  
Fedor Tyutin,  
2008-09

52

Adam Foote,  
2005-08

55

Ole-Kristian Tollefsen,  
2005-09

57

Steve Heinze,  
2000-01

61

Rick Nash,  
2002-09

77

Anson Carter,  
2006-07  
Chris Gratton,  
2008-09

78

Mike York,  
2008-09

91

Sergei Fedorov,  
2005-08

93

Jakub Voracek,  
2008-09

97

Rostislav Klesla,  
2005-09



## 2009 ENTRY DRAFT

June 26-27, Montreal, Quebec (Bell Centre)

Player	Pos.	Rd.	Overall	Team
John Moore	D	1	21 *	Chicago (USHL)
Kevin Lynch	C	2	56 @	USA U-18 (USDP)
David Savard	D	4	94 #	Moncton (QMJHL)
Thomas Larkin	D	5	137	Exeter (USHS-NH)
Anton Blomqvist	D	6	167	Malmö Jr. (Sweden Jr.)
Kyle Neuber	RW	7	197	Mississauga (OHL)

\* Acquired from Anaheim  
# Acquired from Colorado

@ Acquired from NY Islanders

## 2008 ENTRY DRAFT

June 20-21, Ottawa, Ontario (Scotiabank Place)

Player	Pos.	Rd.	Overall	Team
Nikita Filatov	LW	1	6	CSKA (RUS)
Cody Goloubof	D	2	37	Wisconsin (WCHA)
Steven Delisle	D	4	107 *	Gatineau (QMJHL)
Drew Olson	D	4	118 @	Brainerd (USHS)
Matt Calvert	LW	5	127	Brandon (WHL)
Tomas Kubalik	C/RW	5	135 #	Plzen (CZE)
Brent Regner	D	5	137 *	Vancouver (WHL)
Cameron Atkinson	RW	6	157	Avon Old Farms (USHS)
Sean Collins	LW	7	187	Waywayseecappo (MJHL)

\* Acquired from Boston  
# Acquired from Carolina

@ Acquired from Philadelphia

## 2007 ENTRY DRAFT

June 22-23, Columbus, Ohio (Nationwide Arena)

Player	Pos.	Rd.	Overall	Team
Jakub Voracek	RW	1	7	Halifax (QMJHL)
Stefan Legein	RW	2	37	Mississauga (OHL)
Will Weber	D	2	53 *	Gaylord, MI (USHS)
Jake Hansen	RW/LW	3	68	Sioux Falls (USHL)
Maksim Mayorov	LW/RW	4	94 @	Leninogorsk (Russia)
Allen York	G	6	158	Camrose (AJHL)
Trent Vogelhuber	RW	7	211 #	St. Louis (NAHL)

\* Acquired from San Jose  
# Acquired from Anaheim (Conditional)

@ Acquired from Dallas

## 2006 ENTRY DRAFT

June 24, Vancouver, British Columbia (General Motors Place)

Player	Pos.	Rd.	Overall	Team
Derrick Brassard	C	1	6	Drummondville (QMJHL)
Steve Mason	G	3	69	London (OHL)
Tom Sestito	LW	3	85	Plymouth (OHL)
Ben Wright	D	4	113 *	Lethbridge (WHL)
Robert Nyholm	D	5	129	IFK (Finland Jr.)
Nick Sucharski	LW	5	136 @	Michigan State (CCHA)
Maxime Frchette	D	5	142 #	Drummondville (QMJHL)
Jesse Dudas	D	6	159	Prince George (WHL)
Derek Dorsett	RW	7	189	Medicine Hat (WHL)
Matt Marquardt	LW	7	194 @	Moncton (QMJHL)

# Acquired from Anaheim  
@ Acquired from Los Angeles

\* Acquired from San Jose  
@ Acquired from Toronto

## 2005 ENTRY DRAFT

June 30, Ottawa, Ontario (Westin Hotel)

Player	Pos.	Rd.	Overall	Team
Gilbert Brule	C	1	6	Vancouver (WHL)
Adam McQuaid	D	2	55	Sudbury (OHL)
Kris Russell	D	3	67	Medicine Hat (WHL)
Jared Boll	RW	4	101 *	Lincoln (USHL)
Tomas Popperle	G	5	131	Sparta (Czech)
Derek Reinhart	D	6	177 +	Regina (WHL)
Kirill Starkov	C	6	189	Frolunda Jr. (Sweden)
Trevor Hendriks	D	7	201	Peterborough (OHL)

\* Acquired from Carolina

+ Acquired from Phoenix

## 2004 ENTRY DRAFT

June 26-27, Raleigh, North Carolina (RBC Center)

Player	Pos.	Rd.	Overall	Team
Alexandre Picard	LW	1	8 *	Lewiston (QMJHL)
Adam Pineault	RW	2	46 +	Boston College (HEA)
Kyle Wharton	D	2	59 *	Ottawa (OHL)
Dan LaCosta	G	3	93 #	Owen Sound (OHL)
Andrey Plekhanov	D	3	96	Nizhnekamsk 2 (Russia)
Petr Pohl	RW	5	133	Gatineau (QMJHL)
Rob Page	D	6	167	Blake School (USHS)
Lennart Petrell	C	6	190 @	IFK (Finland Jr.)
Justin Vienneau	D	7	198	Shawinigan (QMJHL)
Brian McGuirk	LW	8	231	Gov. Dummer Acad. (USHS)
Matt Greer	LW	8	233 @	White Bear Lake (USHS)
Grant Clitsome	D	9	271 ^	Nepean (CJHL)

\* Acquired from Carolina  
+ Acquired from Calgary  
@ Acquired from Boston

# Acquired from Vancouver  
@ Acquired from NY Rangers  
^ Acquired from Los Angeles

## 2003 ENTRY DRAFT

June 21-22, Nashville, Tennessee (Gaylord Entertainment Center)

Player	Pos.	Rd.	Overall	Team
Nikolai Zherdev	RW	1	4	CSKA (Russia)
Dan Fritsche	C	2	46 *	Sarnia (OHL)
Dmitry Kosmachev	D	3	71	CSKA (Russia)
Kevin Jarman	LW	4	103 #	Stouffville (Ont. Jr. A)
Philippe Dupuis	C	4	104	Hull (QMJHL)
Arsi Piihsanen	RW	5	138 +	Jokerit (Finland)
Marc Methot	D	6	168 +	London (OHL)
Alexander Guskov	D	7	200	Yaroslavl (Russia)
Mathieu Gravel	LW	8	233	Shawinigan (QMJHL)
Trevor Hendriks	D	9	283 ^	Peterborough (OHL)

 \* Acquired from Chicago  
 + Acquired from Carolina

 # Acquired from Pittsburgh  
 ^ Acquired from Los Angeles

## 2002 ENTRY DRAFT

June 22-23, Toronto, Ontario (Air Canada Centre)

Player	Pos.	Rd.	Overall	Team
Rick Nash	LW	1	1 *	London (OHL)
Joakim Lindstrom	LW/RW	2	41 #	Modo (Sweden)
Ole-Kristian Tollefsen	D	3	65	Lillehammer (Norway)
Jeff Green	LW	3	96 #	Des Moines (USHL)
Ivan Tkachenko	LW	4	98	Yaroslavl (Russia)
Jekabs Redlits	D	4	119 +	N.Y. Apple Core (EJHL)
Lasse Pirjeta	LW/C	5	133	Karpat (Finland)
Tim Konsorada	RW	6	168	Brandon (WHL)
Jaroslav Balastik	RW	6	184 ^	Zlín (Czech)
Greg Mauldin	C	7	199	UMass-Amherst (HEA)
Steven Goertzen	RW	7	225 ^	Seattle (WHL)
Jaroslav Kracik	RW	8	231	Plzen Jr. (Czech)
Sergei Mozyakin	LW	9	263 *	CSKA (Russia)

 \* Acquired from Florida  
 + Acquired from NY Islanders

 # Acquired from Atlanta  
 ^ Acquired from Philadelphia

## 2001 ENTRY DRAFT

June 23-24, Sunrise, Florida (National Car Rental Center)

Player	Pos.	Rd.	Overall	Team
Pascal Leclaire	G	1	8	Montreal (QMJHL)
Tim Jackman	RW	2	38	Minn. State-Man. (WCHA)
Kiel McLeod	C	2	53 *	Kelowna (WHL)
Aaron Johnson	D	3	85 *	Rimouski (QMJHL)
Per Mars	C	3	87 #	Brynäs (Sweden)
Cole Jarrett	D	5	141	Plymouth (OHL)
Justin Aikins	C	6	173	Langley (BCJHL)
Artem Vostrikov	C	6	187 +	Togliatti (Russia Jr.)
Raffaele Sannitz	C	7	204	Lugano (Switz.)
Ryan Bowness	RW	8	236	Brampton (OHL)
Andrew Murray	C	8	242	Selkirk (MJHL)

 \* Acquired from Montreal (originally San Jose's pick)  
 # Acquired from Buffalo  
 + Acquired from Pittsburgh

## 2000 ENTRY DRAFT

June 24-25, Calgary, Alberta (Saddledome)

Player	Pos.	Rd.	Overall	Team
Rostislav Klesla	D	1	4	Brampton (OHL)
Ben Knopp	RW	3	69	Moose Jaw (WHL)
Petteri Nummelin	D	5	133	HC Davos (Switz.)
Scott Heffernan	D	5	138 *	Sarnia (OHL)
Tyler Kolarik	C	5	150	Deerfield Acad (USHSE)
Shane Bendera	G	6	169	Red Deer (WHL)
Janne Jokila	LW	7	200	TPS (Finland)
Peter Zingoni	C	8	231	New England (EJHL)
Martin Paroulek	LW	9	278 #	Vsetín HC (Czech)
Andrej Nedorost	C	9	286 +	ESC Essen (Germany)
Louis Mandeville	D	9	292 ^	Rouyn-Noranda (QMJHL)

 \* Acquired from Boston  
 + Acquired from Florida

 # Acquired from San Jose  
 ^ Acquired from Detroit

## 2000 EXPANSION DRAFT

June 23, Calgary, Alberta (Saddledome)

Goalenders	Pick	Overall	Team
Rick Tabaracci	1	1	Colorado
Frederic Chabot	2	4	Montreal
Dwayne Roloson	3	5	Buffalo
Defensemen	Pick	Overall	Team
Mattias Timander	1	2	Boston
Bert Robertsson	2	3	Edmonton
Tommi Rajamaki	3	5	Toronto
Jamie Pushor	4	8	Dallas
Lyle Odelein	5	10	Phoenix
Radim Bicanek	6	11	Chicago
Mathieu Schneider	7	13	NY Rangers
Jonas Andersson-Junkka	8	16	Pittsburgh

Forwards	Pick	Overall	Team
Geoff Sanderson	1	1	Buffalo
Turner Stevenson	2	4	Montreal
Robert Kron	3	6	Carolina
Steve Heinze	4	7	Boston
Tyler Wright	5	9	Pittsburgh
Kevin Adams	6	12	Toronto
Dmitri Subbotin	7	14	NY Rangers
Dallas Drake	8	16	Phoenix
Bruce Gardiner	9	17	Tampa Bay
Barrie Moore	10	20	Washington
Martin Streit	11	22	Philadelphia
Kevin Dineen	12	23	Ottawa
Jeff Williams	13	25	New Jersey

Additional Players	Pick	Overall	Team
Sergei Luchinkin, F	1	2	Dallas
Ted Drury, F	2	4	NY Islanders

## ALL-TIME PERSONNEL

## GENERAL MANAGERS

Scott Howson	June 15, 2007-present
Doug MacLean	Feb. 11, 1998-April 19, 2007

## HEAD COACHES

Ken Hitchcock	Nov. 22, 2006-present
Gary Agnew (Interim)	Nov. 14, 2006-Nov. 22, 2006
Gerard Gallant	Jan. 1, 2004-Nov. 13, 2006
Doug MacLean	Jan. 7, 2003-Jan. 1, 2004
Dave King	July 5, 2000-Jan. 7, 2003

## ASSISTANT COACHES

Dave Rook	2009-present
Claude Noel	2007-present
Gary Agnew	2006-present
Gord Murphy	2002-present
Clint Malarchuk	2006-2009
Dean Blais	2004-2006
Rick Wamsley	2000-2006
Newell Brown	2000-2004
Gerard Gallant	2000-2004

## FRANCHISE FIRSTS

## FIRST GAME

Home -	Oct. 7, 2000 vs. Chicago
Road -	Oct. 12, 2000 at Calgary

## OPENING NIGHT ROSTER

No.	Player	Position
3	Frantisek Kucera	Defense
4	Lyle Odelein	Defense
5	Jamie Pushor	Defense
6	Jamie Heward	Defense
8	Geoff Sanderson	Left Wing
9	David Vyborny	Right Wing
10	Serge Aubin	Center
11	Kevin Dineen	Right Wing
12	Ted Drury	Center
17	Steve Maltais	Left Wing
18	Robert Kron	Center
21	Espen Knutsen (Injured)	Center
25	Bruce Gardiner	Right Wing
28	Tyler Wright	Center
29	Krzysztof Oliwa	Left Wing
30	Marc Denis	Goaltender
31	Ron Tugnutt	Goaltender
32	Radim Bicanek	Defense
33	Petteri Nummelin	Defense
34	Jean-Luc Grand Pierre	Defense
37	Mattias Timander	Defense
42	Keayn Adams	Center
43	Jan Caloun	Right Wing
44	Rostislav Klesla	Defense
57	Steve Heinze	Right Wing

## FIRST STARTING LINEUP

<b>Center:</b>	Robert Kron
<b>Left Wing:</b>	Geoff Sanderson
<b>Right Wing:</b>	Steve Heinze
<b>Defense:</b>	Lyle Odelein
<b>Defense:</b>	Mattias Timander
<b>Goaltender:</b>	Ron Tugnutt

## FIRST WIN

Home -	Oct. 27, 2000 vs. Washington (3-1)
Road -	Oct. 12, 2000 at Calgary (3-2)

## FIRST LOSS

Home -	Oct. 7, 2000 vs. Chicago (3-5)
Road -	Oct. 14, 2000 at Colorado (1-3)

## TEAM CAPTAINS

Rick Nash	2008-present
Adam Foote	2005-08
Luke Richardson	2003-05
Ray Whitney	2002-03
Lyle Odelein	2000-02

## ALTERNATE CAPTAINS

Rostislav Klesla	2008-09
Manny Malhotra	2008-09
Fredrik Modin	2008-09
Michael Peca	2008-09
Rick Nash	2005-08
David Vyborny	2005-08
Sergei Fedorov	2005-08
Adam Foote	2005
Darryl Sydor	2003-04
Todd Marchant	2003-04
Andrew Cassels	2003-04
Luke Richardson	2002-03
Tyler Wright	2000-02, 2003-04
Geoff Sanderson	2000-04

## FIRST TIE

Home -	Dec. 21, 2000 vs. Ottawa (3-3)
Road -	Nov. 4, 2000 at Ottawa (2-2)

## FIRST OVERTIME WIN

Home -	Dec. 8, 2000 vs. Boston (3-2)
Road -	Mar. 9, 2001 at Florida (7-6)

## FIRST OVERTIME LOSS

Home -	Oct. 22, 2000 vs. Detroit (1-2)
Road -	Dec. 13, 2000 at Anaheim (4-5)

## FIRST SHOOTOUT WIN

Home -	Oct. 28, 2005 vs. Minnesota (2-1)
	G - Martin Prusek, 7 saves, 8 attempts
Road -	Nov. 30, 2005 at Minnesota (1-0)
	G - Pascal Leclaire, 3 saves, 3 attempts

## FIRST SHOOTOUT LOSS

Home -	Nov. 22, 2006 vs. St. Louis (3-4)
	G - Pascal Leclaire, 3 saves, 4 attempts
Road -	Dec. 20, 2005 at Detroit (1-2)
	G - Pascal Leclaire, 0 saves, 2 attempts

## FIRST GOAL

Home -	Bruce Gardiner (Krzysztof Oliwa, Keayn Adams) at 7:34 of 1st period vs. Chicago's Jocelyn Thibault on Oct. 7, 2000
Road -	Rostislav Klesla (Serge Aubin, Kevin Dineen) at 2:25 of 1st period at Calgary's Mike Vernon on Oct. 12, 2000

## FIRST GOAL AGAINST

Home -	Reto Von Arx at 6:10 of 2nd period against Ron Tugnutt vs. Chicago on Oct. 7, 2000
Road -	Jarome Iginla at 10:10 of 1st period against Ron Tugnutt at Calgary on Oct. 12, 2000

## FIRST GOAL BY DEFENSEMAN

Home -	Rostislav Klesla (Robert Kron, Mattias Timander) at 14:33 of 3rd period vs. San Jose's Evgeni Nabokov on Oct. 25, 2000
Road -	Rostislav Klesla (Serge Aubin, Kevin Dineen) at 2:25 of 1st period at Calgary's Mike Vernon on Oct. 12, 2000

## FIRST POWER PLAY GOAL

Home -	Tyler Wright (Petteri Nummelin, Mattias Timander) at 2:19 of 3rd period vs. Los Angeles on Oct. 9, 2000
Road -	David Vyborny (Jamie Heward, Tyler Wright) at 17:43 of 1st period at Colorado on Oct. 14, 2000



**FIRST SHORTHANDED GOAL**

Home - Jamie Pushor (Serge Aubin, Kevyn Adams) at 7:32 of 2nd period vs. Vancouver on Nov. 19, 2000  
 Road - Robert Kron (Jamie Pushor) at 0:43 of OT at Florida on Mar. 9, 2001

**FIRST GAME-WINNING GOAL**

Home - Jamie Heward (Petteri Nummellin, Tyler Wright) at 6:37 of 1st period vs. Washington on Oct. 27, 2000  
 Road - Kevyn Adams (David Vyborny) at 4:13 of 3rd period at Calgary on Oct. 12, 2000

**FIRST GAME-TYING GOAL**

Home - Serge Aubin (Kevin Dineen, Bruce Gardiner) at 5:12 of 3rd period vs. Ottawa on Dec. 21, 2000  
 Road - Tyler Wright (Jamie Pushor, Steve Heinze) at 10:22 of 3rd period at Toronto on Feb. 14, 2001

**FIRST EMPTY NET GOAL**

Home - Serge Aubin (Kevyn Adams, Steve Heinze) at 19:40 of 3rd period vs. Los Angeles on Oct. 31, 2000  
 Road - Serge Aubin (Steve Heinze, Bruce Gardiner) at 19:52 of 3rd period at NY Islanders on Dec. 23, 2000

**FIRST OVERTIME GOAL**

Home - Geoff Sanderson (Frantisek Kucera, Lyle Odelein) at 4:51 of OT vs. Boston on Dec. 8, 2000  
 Road - Robert Kron (Jamie Pushor) at 0:43 of OT at Florida on Mar. 9, 2001

**FIRST SHOOTOUT GOAL**

Home - Mark Hartigan (against Dwayne Roloson, 3rd round) vs. Minnesota on Oct. 28, 2005  
 Road - Jaroslav Balastik (against Manny Fernandez, 3rd round) at Minnesota on Nov. 30, 2005

**FIRST SHOOTOUT GAME-WINNING GOAL**

Home - Trevor Letowski (against Dwayne Roloson, 8th round) vs. Minnesota on Oct. 28, 2005  
 Road - Jaroslav Balastik (against Manny Fernandez, 3rd round) at Minnesota on Nov. 30, 2005

**FIRST FACE-OFF**

Robert Kron vs. Chicago's Alexei Zhamnov on Oct. 7, 2000 (won)

**FIRST SHOT ON GOAL**

Kevyn Adams at 1:41 of 1st period vs. Chicago on Oct. 7, 2000

**FIRST MINOR PENALTY**

Serge Aubin at 10:59 of 1st period vs. Chicago on Oct. 7, 2000 (Boarding)

**FIRST MAJOR PENALTY**

Jamie Pushor at 17:14 of 2nd period vs. Chicago on Oct. 7, 2000 (Fighting/Vandenbussche)

**FIRST MISCONDUCT PENALTY**

Kevin Dineen at 20:00 of 3rd period at Colorado on Oct. 14, 2000 (Game)

**FIRST GOALTENDER WIN**

Home - Marc Denis, 32 saves vs. Washington on Oct. 27, 2000 (3-1)  
 Road - Ron Tugnutt, 19 saves at Calgary on Oct. 12, 2000 (3-2)

**FIRST GOALTENDER LOSS**

Home - Ron Tugnutt, 20 saves vs. Chicago on Oct. 7, 2000 (3-5)  
 Road - Marc Denis, 30 saves at Colorado on Oct. 14, 2000 (1-3)

**FIRST SHUTOUT WIN**

Home - Ron Tugnutt, 31 saves vs. Minnesota on Jan. 15, 2001 (3-0)  
 Road - Ron Tugnutt, 27 saves at Montreal on Dec. 18, 2000 (2-0)

**FIRST SHUTOUT AGAINST**

Home - Trevor Kidd, 30 saves vs. Florida on Nov. 17, 2000 (0-3)  
 Road - Ed Belfour, 14 saves at Dallas on Nov. 1, 2000 (0-4)

**FIRST MULTI-POINT GAME**

Home - Serge Aubin (2g) vs. Los Angeles on Oct. 31, 2000  
 Road - Kevyn Adams (2g) at Calgary on Oct. 12, 2000

**FIRST TWO-GOAL GAME**

Home - Serge Aubin vs. Los Angeles on Oct. 31, 2000  
 Road - Kevyn Adams at Calgary on Oct. 12, 2000

**FIRST TWO-ASSIST GAME**

Home - Steve Heinze (2a) vs. San Jose on Nov. 9, 2000  
 Road - Jan Caloun (2a) at Pittsburgh on Oct. 21, 2000

**FIRST HAT TRICK**

Home - Geoff Sanderson (3g) vs. Nashville on Feb. 10, 2001  
 Road - Deron Quint (3g) at Florida on Mar. 9, 2001

**FIRST HAT TRICK AGAINST**

Home - Bill Guerin (3g) vs. Boston on Feb. 4, 2002  
 Road - Marian Gaborik (3g) at Minnesota on Mar. 10, 2002

**FIRST THREE-POINT GAME**

Home - Geoff Sanderson (3g) vs. Nashville on Feb. 10, 2001  
 Road - Espen Knutsen (1g, 3a), Geoff Sanderson (2g, 1a), Serge Aubin (2g, 1a) and Steve Heinze (1g, 2a) at NY Islanders on Dec. 23, 2000

**FIRST THREE-ASSIST GAME**

Home - Robert Kron (3a) vs. Phoenix on Feb. 28, 2001  
 Road - Espen Knutsen (3a) at NY Islanders on Dec. 23, 2000

**FIRST FOUR-GOAL GAME**

Home - none  
 Road - Geoff Sanderson (4g) at Calgary on Mar. 29, 2003

**FIRST FOUR-POINT GAME**

Home - Espen Knutsen (5a) vs. Calgary on Mar. 24, 2001  
 Road - Espen Knutsen (1g, 3a) at NY Islanders on Dec. 23, 2000

**FIRST FOUR-ASSIST GAME**

Home - Espen Knutsen (5a) vs. Calgary on Mar. 24, 2001  
 Road - Andrew Cassels (4a) at Calgary on Mar. 29, 2003

**FIRST FIVE-POINT GAME**

Home - Espen Knutsen (5a) vs. Calgary on Mar. 24, 2001  
 Road - Andrew Cassels (1g, 4a) and Geoff Sanderson (4g, 1a) at Calgary on Mar. 29, 2003

**FIVE-ASSIST GAME**

Home - Espen Knutsen (5a) vs. Calgary on Mar. 24, 2001  
 Road - None

**FIRST PENALTY SHOT**

Home - Robert Kron (against Steve Shields at 5:34 of 1st period) vs. San Jose on Nov. 9, 2000 (No Goal)  
 David Vyborny (against Tomas Vokoun at 18:01 of 3rd period) vs. Nashville on Mar. 19, 2001 (Goal)  
 Road - David Vyborny (against Robbie Tallas at 7:16 of 2nd period) at Chicago on Oct. 15, 2000 (Goal)  
 Andrej Nedorost (against Cristobal Huet at 16:09 of 2nd period) at Los Angeles on Mar. 25, 2003 (No Goal)

**FIRST PENALTY SHOT AGAINST**

Home - Jeremy Roenick (against Marc Denis at 17:06 of 2nd period) vs. Phoenix on Feb. 28, 2001 (No Goal)  
 Tony Hrkac (against Marc Denis at 16:23 of 3rd period) vs. Atlanta on Apr. 12, 2002 (Goal)  
 Road - Shjon Podein (against Marc Denis at 13:42 of 2nd period) at Colorado on Dec. 12, 2001 (No Goal)  
 Jonathan Cheechoo (against Pascal Leclaire at 0:32 of 3rd period) at San Jose, Feb. 23, 2004 (Goal)

# HONOR ROLL & TEAM AWARDS

## NHL ALL-STAR GAME PARTICIPANTS

Year	Site	Player	Team	Statistics	Results
2009	Montreal, QC – Bell Centre	Rick Nash	West	1g-2a=3pts	Lost, 12-11 SO
2008	Atlanta GA – Phillips Arena	Rick Nash	West	3g-0a=3pts	Lost, 8-7
2007	Dallas, TX – American Airlines Center	Rick Nash	West	2g-2a=4pts	Won, 12-9
2004	St. Paul, MN – Xcel Energy Center	Rick Nash	West	0g-0a=0pts	Lost, 6-4
2003	Sunrise, FL – Office Depot Center	Ray Whitney	West	0g-1a=1pts	Won, 6-5 SO
2002	Los Angeles, CA – STAPLES Center	Espen Knutsen	World	1g-2a=3pts	Won, 8-5

## NHL YOUNGSTARS GAME PARTICIPANTS

Year	Site	Player	Team	Statistics	Results
2009	Montreal, QC – Bell Centre	Steve Mason	West	unable to play due to injury	
2004	St. Paul, MN – Xcel Energy Center	Nikolai Zherdev	West	1g-1a=2pts	Won, 7-3
2003	Sunrise, FL – Office Depot Center	Rick Nash	West	2g-1a=3pts	Lost, 8-3
2003	Sunrise, FL – Office Depot Center	Rostislav Klesla	West	0g-0a=0pts	Lost, 8-3
2002	Los Angeles, CA – STAPLES Center	Rostislav Klesla	West	unable to play due to injury	

## NHL ALL-STAR TEAM

Year	Player	Position	Team
2008-09	Steve Mason	Goaltender	Second Team

## MAURICE "ROCKET" RICHARD TROPHY

The Maurice "Rocket" Richard Trophy is presented annually "to the player finishing the regular season as the League's goal-scoring leader."

2003-04	Rick Nash (41 goals)	Shared with Atlanta's Ilya Kovalchuk and Calgary's Jarome Iginla
---------	----------------------	--

## CALDER MEMORIAL TROPHY

The Calder Memorial Trophy is presented annually "to the player selected as the most proficient in his first year of competition in the National Hockey League." Winner selected in a poll by the Professional Hockey Writers' Association at the end of the regular schedule.

2008-09	Steve Mason	Finalists – Bobby Ryan, Anaheim; Kris Versteeg, Chicago
2002-03	Rick Nash (Finalist)	Winner – Barret Jackman, St. Louis; Other Finalist – Henrik Zetterberg, Detroit

## NHL FOUNDATION PLAYER AWARD

The NHL Foundation Player Award is presented annually to a player "in recognition of his commitment and service to charities in his community."

2008-09	Rick Nash	Finalists – Dustin Brown, Los Angeles; Alex Kovalev, Montreal
---------	-----------	---

## VEZINA TROPHY

The Vezina Trophy is presented to the "goalkeeper adjudged to be the best at his position" as voted by the general managers of each of the 30 clubs.

2008-09	Steve Mason (Runner-Up)	Winner – Tim Thomas, Boston; Other Finalist – Niklas Backstrom, Minnesota
---------	-------------------------	---

## BILL MASTERTON TROPHY

2001-02	Kevin Dineen (Finalist)	Winner – Saku Koivu, Montreal; Other Finalist – Ron Francis, Carolina
2000-01	Kevin Dineen (Finalist)	Winner – Adam Graves, San Jose; Other Finalist – Ray Ferraro, Atlanta

## BILL MASTERTON TROPHY NOMINEES

The Columbus chapter of the Professional Hockey Writers Association nominates players for the award, which is given annually to the player who best exemplifies the qualities of perseverance, sportsmanship and dedication to hockey.

2008-09	Raffi Torres	2000-04	Manny Malhotra
2007-08	Pascal Leclaire	2000-03	Luke Richardson
2006-07	Fredrik Norrena	2000-02	Kevin Dineen
2005-06	Duvie Westcott	2000-01	Kevin Dineen

## KING CLANCY MEMORIAL TROPHY NOMINEES

The King Clancy Memorial Trophy is presented to "the player who best exemplifies leadership qualities on and off the ice and has made a noteworthy contribution in his community." Team members nominate a player to represent each club in league-wide voting.

2008-09	Rick Nash	2003-04	Tyler Wright
2007-08	Manny Malhotra	2002-03	Tyler Wright
2006-07	Manny Malhotra	2001-02	Tyler Wright
2005-06	Manny Malhotra	2000-01	Ron Tugnutt

## NHL THREE STARS OF THE MONTH

Month	Player	Notes
March 2009	Rick Nash	3rd Star – Tallied 10-7-17 in 15 games, including unassisted hat trick at Detroit on Mar. 7.

## NHL ROOKIE OF THE MONTH

Month	Player	Notes
December 2008	Steve Mason	Went 7-5-0 with a 1.41 GAA, .950 SV% and three shutouts in 12 games.
November 2008	Steve Mason	Went 5-2-1 with a 2.09 GAA, .919 SV% and two shutouts in eight games.
October 2008	Derick Brassard	Collected 4-5-9 in 10 games to lead all rookies in scoring during the month.
November 2002	Rick Nash	Tallied 4-5-9 in 14 games and had first career two-goal game vs. NY Rangers on Nov. 9.

## NHL PLAYER/THREE STARS OF THE WEEK

Week	Player	Notes
Mar. 2-8, 2009	Rick Nash	3rd Star – 4-2-6 in three games
Dec. 29-Jan. 4, 2009	Rick Nash	1st Star – 2-7-9 in four games
Nov. 3-9, 2008	Steve Mason	2nd Star – 3-0-0, 2.61 GAA, .907 SV% in three games
Jan. 21-27, 2008	Pascal Leclaire	3rd Star – 2-0-0, 1.00 GAA, .968 SV% in two games
Jan. 22-28, 2007	Fredrik Norrena	2nd Star – 2-0-0, 1.88 GAA, .949 SV% in two games
Jan. 23-29, 2006	David Vyborny	3-6-9 in four games
Feb. 23-29, 2004	David Vyborny	3-6-9 in four games
Mar. 12-18, 2001	Ron Tugnutt	2-0-0, 0.00 GAA, 1.000 SV% in two games
Dec. 4-10, 2000	Marc Denis	2-0-1, 1.58 GAA, .953 SV% in three games

## OLYMPIC GAMES PARTICIPANTS

Year	Player	Team	Statistics (medal)
2006	Adam Foote	Canada	0g-1a=1pts
2006	Rick Nash	Canada	0g-1a=1pts
2006	Radoslav Suchy	Slovakia	1g-1a=2pts
2006	David Vyborny	Czech Republic	1g-3a=4pts (bronze)

## COLUMBUS BLUE JACKETS TEAM AWARDS

### "JACKETS FANS"

#### MOST VALUABLE PLAYER AWARD

Awarded to the player deemed "most valuable" to the team as voted by fans via on-line voting since 2006-07.

- 2006-07: Fredrik Norrena
- 2007-08: Rick Nash
- 2008-09: Steve Mason

### "JOHN H. MCCONNELL"

#### MOST COURAGEOUS PLAYER AWARD

Awarded to the player who "day in and day out exhibited hard work, dedication and a willingness to overcome obstacles in his commitment to the team", as voted by Blue Jackets players since 2006-07.

- 2006-07: Fredrik Modin
- 2007-08: Rick Nash
- 2008-09: Andrew Murray

#### OUTSTANDING DEFENSEMAN AWARD

Awarded to the team's top defenseman, as voted on by members of the local media since 2006-07.

- 2006-07: Rostislav Klesla
- 2007-08: Jan Hejda
- 2008-09: Jan Hejda

#### MOST IMPROVED PLAYER AWARD

Awarded to the player deemed to have improved the most during the course of the regular season, as voted by the team's television and radio broadcasters since 2006-07.

- 2006-07: Ole-Kristian Tollefsen
- 2007-08: Pascal Leclaire
- 2008-09: Marc Methot

### THREE STARS AWARD

Awarded to the player who accumulated the most points in voting for the Three Stars of the Game throughout the course of the regular season (1st Star – 5 pts., 2nd Star – 3 pts., 3rd Star – 1 pt.) since 2000-01.

- 2000-01: Ron Tugnutt
- 2001-02: Ray Whitney
- 2002-03: Marc Denis
- 2003-04: Rick Nash
- 2005-06: Rick Nash
- 2006-07: Rick Nash
- 2007-08: Rick Nash
- 2008-09: Steve Mason

### COLUMBUS BLUE JACKETS PLAYER COMMUNITY SERVICE AWARD

Awarded to the player who went above and beyond off the ice in support of charitable initiatives benefiting those in need throughout the community, as selected by the Blue Jackets Foundation and community development staff since 2002-03.

- 2002-03: Tyler Wright
- 2003-04: Luke Richardson
- 2005-06: Manny Malhotra
- 2006-07: Jody Shelley
- 2007-08: Dan Fritsche
- 2008-09: Rick Nash





**NECESSARY  
ROUGHAGE.**



**CHIPOTLE**

MEXICAN GRILL

FIND YOURS @ [CHIPOTLE.COM](http://CHIPOTLE.COM)



C O L U M B U S   B L U E   J A C K E T S

**MEDIA INFORMATION**



## KAREN DAVIS


Director of  
Communications

Karen Davis is the director of communications for the Columbus Blue Jackets and in that role serves as the primary media liaison for the team on all community events and initiatives, corporate communications and player publicity. She also oversees all media relations and special event publicity for Nationwide Arena.

Davis originally joined Nationwide Arena as public relations manager in June 2000, three months prior to the facility's grand opening. Since that time, she has orchestrated PR campaigns and served as the venue's primary media contact for the arena's numerous concerts, family shows and sporting events.

Before moving to Columbus, Davis spent eight years at Joe Louis Arena in Detroit. She worked with the arena's management company, Olympia Entertainment, for two years from 1992-1994 and then spent six seasons with the Detroit Red Wings from 1994-2000, including consecutive Stanley Cup Championships in 1996-97 and 1997-98. While with the hockey club, Davis served in a variety of capacities in the areas of media relations and community relations.

The native of suburban Detroit is a 1992 graduate of Michigan State University.



## RYAN HOLTSMANN

Manager of  
Communications

Ryan Holtmann joined the Columbus Blue Jackets as the manager of communications in September 2005. After spending his first year with the organization directing the media relations efforts of the AFL's Columbus Destroyers and assisting with League public relations efforts at ArenaBowlXX, Holtmann enters his fourth season with full-time media relations duties for the Blue Jackets.

He joined the organization after spending a year as a sports reporter/copy editor with the Quad-City Times, a newspaper located in Davenport, Iowa. During that time, he covered the Quad-City Mallards (United Hockey League) and Quad-City Steamwheelers (af2), as well as a variety of high school and college sports.

While working at the newspaper, Holtmann served as the football sports information director and assistant basketball coach at St. Ambrose University for five years. He spent two seasons with the Quad-City Steamwheelers as the media relations manager and worked as the media services assistant for the af2 championship game, ArenaCup6, in August 2005.

A native of Davenport, Iowa, Holtmann graduated from St. Ambrose University in May 2004 with a degree in sports management.



## J. RYAN MULCRONE

Manager of Multimedia

J. Ryan Mulcrone joined the Columbus Blue Jackets as manager of multimedia in January 2007. His responsibilities include creating and managing written, video, audio, advertising and photo content on [www.BlueJackets.com](http://www.BlueJackets.com) and assisting in management of all web operations for the organization.

Mulcrone joined the Blue Jackets as the communications intern in May 2006 while completing work on his master's degree in sport management at The Ohio State University, which he earned in March 2007.

A native of Metamora, Illinois, Mulcrone graduated from Michigan State University in May 2005 with degrees in sociology and community relations.



## MEDIA CREDENTIALS

Press box seating at Nationwide Arena is assigned for each game. Requests for Individual Game Passes will be issued on a priority basis to media on specific assignments only. Such requests should be submitted via fax or email to Todd Sharrock no later than 5 p.m. the day before a home game. Photo identification will be required when picking up credentials. Media must visibly wear credentials at all times.

## MEDIA ENTRANCE/CREDENTIAL PICKUP

Credentials can be picked up at the Tower Entrance, located on the south side of Nationwide Arena at the corner of Nationwide Blvd. and Marconi Blvd. beginning two hours prior to game time. After the game begins, credentials will be available at the Ticket Office Will Call Window located on the southwest corner of the arena.

## GAME DAY INTERVIEWS

The best time to conduct interviews on game days is following the morning skate, which typically is scheduled for 10:30 a.m. and lasts 30 to 60 minutes. Blue Jackets players will also be available for 30 minutes up to 1:45 prior to game time (i.e. 4:45-5:15 p.m. for a 7 p.m. start) in the hockey operations reception area next to the dressing room. **NO AUTOGRAPHS ARE ALLOWED DURING MEDIA ACCESS PERIODS**

## PRACTICES

The Blue Jackets conduct most practices at The Dispatch Ice Haus, which is located on the west side of Nationwide Arena. Unless a team meeting is called, the dressing room will be open to the media immediately after the first player leaves the ice. Requests for interviews to be conducted at a location other than Nationwide Arena or outside regularly scheduled accessibility periods must be arranged through the Blue Jackets Communications Department.

## BROADCAST & LIVE SHOTS

Blue Jackets player requests for that night's broadcast or live shots should be arranged prior to the end of the team's morning skate on game day if at all possible. If an intermission request is to be made during the course of the game, please notify a member of the Communications Department staff as soon as possible prior to the end of the period.

## POST-GAME INTERVIEWS

Both team dressing rooms will be open to the media no later than five minutes after the game. Head Coach Ken Hitchcock will meet with the media in the press conference room, located down the hall from the Blue Jackets dressing room, approximately 20 minutes after the game ends.

## PRESS BOX

The press box is located above sections 213-219 on the south/southeast side of Nationwide Arena. An elevator is located near the ticket office. Private booths are assigned for NHL off-ice officials (PL023), video replay officials (PL027), home TV (PL019) and Radio (PL018) and visiting TV (PL020) and Radio (PL021). On most nights, three booths (PL014, PL015, PL016) will be designated for print media. Visiting team management will be seated in a private booth when available.

## PHOTOGRAPHY

Requests for Photo Credentials will be handled the same way as media passes. Photo positions are limited and will be assigned by Ryan Holtmann, Manager of Communications. Photographers must comply with space assignments and shooting regulations established by the Blue Jackets and the NHL and shoot from designated areas only. Photographers requiring additional information, including equipment and strobe rental, should contact Ryan Holtmann at 614-246-0288 or Team Photographer Jamie Sabau at 614-284-2205.

## STATISTICIANS

Television and radio rightsholders who need statisticians to assist with their broadcasts must contact the Blue Jackets Communications Department at least 24 hours in advance of the game. Statisticians will be available and require compensation for their services.

## DINING FACILITIES

The Media Dining/Work Room is located on the event level of Nationwide Arena. Admittance to this area will be restricted to Blue Jackets game night staff, working media, visiting team and League officials. Please show your credential to the attendant for entrance. Meals will be served prior to all home games. The cost is \$10 per person.

## GAME NOTES

Complete sets of NHL game notes will be available in the Press Room and Press Box on game nights. NHL game notes, along with League statistics, will also be available online at [www.BlueJackets.com](http://www.BlueJackets.com) and [NHLmedia.com](http://NHLmedia.com). A weekly release will also be distributed and available online each Monday during the season by 5 p.m. ET. If members of the media are not currently receiving team news via e-mail and would like to be added to the club's distribution list, please contact Ryan Holtmann ([holtmann@bluejackets.com](mailto:holtmann@bluejackets.com)).

## MEDIA PARKING

Media parking is available at the Front Street garage, located on the corner of Front Street and Nationwide Blvd. for a reduced charge of \$3 per vehicle. Please show media identification to the garage attendant upon arrival.

## TELEPHONE NUMBERS/E-MAIL

The Blue Jackets office number is 614-246-4625 and the PR fax number is 614-246-4302. To reach members of the Communications Department, call:

**Todd Sharrock, Vice President of Public Relations**  
614-246-4157 ([tsharrock@bluejackets.com](mailto:tsharrock@bluejackets.com))

**Karen Davis, Director of Communications**  
614-246-4310 ([kdavis@bluejackets.com](mailto:kdavis@bluejackets.com))

**Ryan Holtmann, Manager of Communications**  
614-246-0288 ([rholtmann@bluejackets.com](mailto:rholtmann@bluejackets.com))

**Ryan Mulcrone, Manager of Multimedia**  
614-246-4154 ([rmulcrone@bluejackets.com](mailto:rmulcrone@bluejackets.com))

NHL NEW YORK  
OFFICE & NHL  
ENTERPRISES, L.P.  
1185 Avenue of the Americas  
New York, NY 10036  
Phone: 212-789-2000  
Main Fax: 212-789-2020  
PR Fax: 212-789-2080

NHL MONTREAL  
OFFICE  
1800 McGill College Avenue,  
Suite 2600  
Montreal, Que. H3A 3J6  
Phone: 514-841-9220  
Fax: 514-841-1070

NHL TORONTO OFFICE  
& NHL CANADA, L.P.  
50 Bay Street, 11th Floor  
Toronto, Ont. M5J 2X8  
Phone: 416-359-7900  
Fax: 416-981-2779  
PR Fax: 416-981-2769



NHL Commissioner  
Gary B. Bettman

#### EXECUTIVE

Commissioner ..... Gary B. Bettman  
Deputy Commissioner ..... William Daly  
Chief Operating Officer ..... John Collins  
Senior Executive Vice President of Hockey Operations ..... Colin Campbell

#### COMMUNICATIONS

Senior Vice President, Public Relations & Media (Toronto) ..... Gary Meagher  
Senior Vice President, Corporate Communications ..... Bernadette Mansur  
Group Vice President, Public Relations ..... Frank Brown  
Vice President, Public Relations & Player Development ..... Jamey Horan  
Statistician and Information Officer (Toronto) ..... Benny Ercolani  
Senior Director, News Services ..... Greg Inglis  
Director, Media Relations ..... John Dellapina  
Director, Public Relations (Toronto) ..... Julie Young  
Senior Publicist, Corporate Communications ..... Kerry McGovern  
Senior Manager, Public Relations (Toronto) ..... David Keon  
Manager, Public Relations ..... Schuyler Baehman  
Manager, Public Relations (Toronto) ..... Jennifer Raimondi  
Assistant, Public Relations ..... Celeste Velasco

## ON-ICE OFFICIALS

### REFEREES

Name	No.
AUGER, Stephane	15
*BANFIELD, David	44
*CHARRON, Frances	46
*CIAMAGA, Chris	41
DEVORSKI, Paul	10
DWYER, Gord	19
FRASER, Kerry	2
FURLATT, Eric	27
HASENFRATZ, Mike	30
*HEBERT, Ghislain	49
JACKSON, Dave	8
JOANNETTE, Marc	25
KIMMERLY, Greg	18
KOWAL, Tom	32
KOZARI, Steve	40
*LECUYER, Frederick	48
LARUE, Dennis	14
LEE, Chris	28
LEGGO, Mike	3

Name	No.
MAROUELLI, Dan	6
MARTELL, Rob	26
MCCAULEY, Wes	4
MCCREASEY, Bill	7
MEIER, Brad	34
MORTON, Dean	36
O'HALLORAN, Dan	13
O'ROURKE, Dan	9
PEEL, Tim	20
POCHMARA, Brian	43
POLLOCK, Kevin	33
*REHMAN, Kyle	37
ROONEY, Chris	5
ST. LAURENT, Francois	38
ST. PIERRE, Justin	45
SUTHERLAND, Kelly	11
VAN MASSENHOVEN, Don	21
WALSH, Ian	29
WATSON, Brad	23

### LINESMEN

Name	No.	Name	No.
AMELL, Derek	75	MILLER, Steve	89
BARTON, Steve	59	MORIN, Jean	97
BRISEBOIS, David	4	MURPHY, Brian	93
CAMERON, Lonnie	7	MURRAY, Jonny	95
CHAMPOUX, Pierre	34	NANSEN, Derek	70
CHERREY, Scott	36	NELSON, Thor	80
CORMIER, Michel	13	NOWAK, Tim	77
CVIK, Mike	9	*PANCICH, Bryan	94
DEVORSKI, Greg	54	PARÉ, Mark	79
DRISCOLL, Scott	68	RACICOT, Pierre	65
GALLOWAY, Ryan	82	RODY, Vaughan	73
GIBBS, Darren	66	SCHACHTE, Dan	52
HENDERSON, Don	91	SEITZ, Lyle	61
HEYER, Shane	55	SERICOLO, Anthony	84
KOVACHIK, Brad	71	SHARRERS, Jay	57
LAZAROWICH, Brad	86	SHEWCHYK, Mark	92
MACH, Brian	78	WHEELER, Mark	56
McELMAN, Andy	90		

\* minor league official

## ORDER OF SELECTION FOR 2010 ENTRY DRAFT

The NHL's annual Draft Drawing is a weighted lottery system to determine the order of selection for the first 14 picks of the 2010 Entry Draft. The 14 teams that did not qualify for the Stanley Cup Playoffs, or clubs that acquired those clubs' 2010 first-round draft picks, participate in the Drawing. The Club selected in the drawing may not move up more than four positions in the draft order, thus only the five Clubs with the fewest regular-season points have the opportunity to receive the first overall selection. No Club can move down more than one position as a result of the Draft Drawing.

In the first round of the 2010 Entry Draft, the order of selection is as follows:

- a) The first 14 selections, as determined by the Draft Drawing (see above);
- b) Clubs eliminated in the first two rounds of the 2010 Stanley Cup Playoffs, regular-season division winners excluded, in inverse order of points;
- c) Regular-season division winning clubs eliminated in the first two rounds of the 2010 Stanley Cup Playoffs, in inverse order of points;
- d) Clubs eliminated in the 2010 Conference Finals, in inverse order of points;
- e) Stanley Cup finalist
- f) Stanley Cup champion

In the second and subsequent rounds the order of selection is as follows:

- a) Non-playoff clubs in inverse order of points;
- b) Clubs eliminated in the first two rounds of the 2010 Stanley Cup Playoffs, regular-season division winners excluded, in inverse order of points;
- c) Regular-season division winning clubs eliminated in the first two rounds of the 2010 Stanley Cup Playoffs, in inverse order of points;
- d) Clubs eliminated in the 2010 Conference Finals, in inverse order of points;
- e) Stanley Cup finalist
- f) Stanley Cup champion

## ELIGIBILITY FOR CLAIM

- a) All Players age 18 or older are eligible for claim in the Entry Draft, except:
  - i. a Player on the Reserve List of a Club, other than as a try-out;
  - ii. a Player who has been claimed in two prior Entry Drafts;
  - iii. a Player who previously played in the League and became a Free Agent pursuant to this Agreement;
  - iv. a Player age 21 or older who: (A) has not been selected in a previous Entry Draft and (B) played hockey for at least one season in North America when he was age 18, 19, or 20 and shall be eligible to enter the League as an Unrestricted Free Agent pursuant to Article 10.1(d); and 18;
  - v. a Player age 22 or older who has not been selected in a previous Entry Draft and shall be eligible to enter the League as an Unrestricted Free Agent pursuant to Article 10.1(d).

## UNSIGNED DRAFT CHOICES

- a) A player aged 18 or 19 who was selected in the first three rounds of the Entry Draft and who was not signed by his NHL Club may not be retained by the Club and must be returned to his junior Club no later than the day prior to the opening of the NHL regular season.
- b) A player aged 18 or 19 who was selected in the fourth or subsequent rounds who has not been signed by his NHL Club may not be retained by his Club and must be returned to his junior Club no later than the fourth day prior to the opening of the NHL regular season.



## ENTRY LEVEL PLAYERS

1. Players 18 through 21 years of age when signing their first contract must remain in the entry-level system for a period of three years; players age 22 and 23 when signing their first contract are in the entry level system for two years; while those age 24 when signing their first contract are in the entry level system for one year. Age is defined as the player's age on September 15 of the calendar year in which he signs the contract, regardless of his actual age on the date he signs such contract.
2. In the event that a signed 18 or 19-year-old player does not play a minimum of 10 NHL games (regular season and/or playoffs) in his first season under contract, the term of his player contract and his number of years in the entry level system will be extended for a period of one year. The exception to this is a 19-year-old player who turns 20 years of age between September 16 and December 31 in his first contract year.
3. In the event that a player signs his first contract at age 18 and has had his Player Contract extended for one season already, and such player does not play at least 10 NHL games (regular season and/or playoffs) in the second season under that player's Player Contract, then the term of his Player Contract and his number of years in the Entry Level System shall be extended for one additional year.

## 23-MAN ROSTER

There may be a maximum of 23 players on each Club's playing roster at any one time from the commencement of the NHL regular season through the trade deadline. Prior to the start of the season, each Club must submit to the NHL its "Opening Day Playing Roster" which shall be comprised of not more than 23 players. Each Club must have a roster of at least 20 players, composed of 18 skaters and two goaltenders. Players on Injured Reserve do not count in the 23-Man Roster limit.

## INJURED RESERVE LIST

In the event that a player is injured and a Club wishes to place him on the Injured Reserve List, the Club must follow these procedures.

1. A Club may place a player on the injured reserve list if such player is injured, disabled or ill and unable to perform his duties as a hockey player after having passed the Club's initial physical examination in that season.
2. A player who has an injury that renders him physically unable to play for a minimum of seven days after that date of the injury can be placed on the Club's Injured Reserve List. Once a player is placed on the injured reserve, the Club may replace said player on its NHL roster with another player. All determinations that a player has suffered an injury warranting injured reserve status must be made by the Club's medical staff and in accordance with the Club's medical standards.
3. A player placed on Injured Reserve is ineligible to compete in NHL games for a period of not less than seven days from the date of injury.
4. Players on Injured Reserve may attend Club meetings and meals, travel with the Club and participate in practice sessions.
5. Players on Injured Reserve are prohibited from appearing in games, participating in pre-game warm-ups with their Clubs, or dressing in game uniforms on game days.

## REGULAR SEASON WAIVERS

For purposes of Regular Waivers and Re-Entry Waivers, the five (5) year exemption for an 18 year old skater and the four (4) year exemption for a 19-year-old skater shall both be reduced to three (3) years commencing the first season that the 18 or 19 year old skater plays in eleven (11) NHL Games or more. The next two (2) seasons, regardless of whether the skater plays any NHL Games in either season, shall count as the second and third years toward satisfying the exemption. For purposes of Regular Waivers and Re-Entry Waivers, the six (6) year exemption for an 18 year old goalie and the five (5) year exemption for a 19-year-old goalie shall both be reduced to four (4) years commencing the first season that the 18 or 19 year old goalie plays in eleven (11) NHL Games or more. The next three (3) seasons, regardless of whether the goalie plays any NHL Games in any of those three (3) seasons, shall count as the next three (3) years toward satisfying the exemption.

The first season in which a Player who is age 20 or older plays in one (1) or more Professional Games shall constitute the first year for calculating the number of years he is exempt from Regular Waivers and Re-Entry Waivers.

A Player 25, years old or older who plays in one (1) or more Professional Games in any season shall be exempt from Regular Waivers and Re-Entry Waivers for the remainder of that season.

## TIE-BREAKING PROCEDURES

At the conclusion of the regular season, the standing of the teams in each Conference shall be determined in accordance with the following priorities in the order listed:

- a) First place in each of the three (3) divisions seeded 1, 2, and 3.
- b) The higher number of points earned by the Club.
- c) The greater number of games won by the Club.
- d) The higher number of points earned in games against each other among two (2) or more Clubs having equal standing under priority (b) and (c) \*\*
- e) The greater differential between goals scored for and against by Clubs having equal standing under priority (d).

\*\* NOTE: For the purpose of determining standing under priority (d) for two or more tied Clubs that have not played an even number of games with one or more of the other tied Clubs, the first game played in the city that has the extra game (the "odd game") shall not be included. When more than two Clubs are tied, the percentage of available points earned in games among each other (and not including any "odd games") shall be used to determine standing.

## SEPTEMBER

- 5 Opening Day of Rookie Camp  
 12 Opening Day of NHL Training Camps  
 14 Pre-season schedule begins  
 14 Kraft Hockeyville Game - NY Islanders vs. Vancouver Canucks (Terrace, B.C.)  
 27 18 and 19 year old unsigned draft choices claimed in fourth or subsequent rounds of the NHL Entry Draft and unclaimed unsigned players must be returned to their Junior clubs  
 28 Victoria Cup - Chicago Blackhawks vs. HC Davos (Zurich, Switzerland)  
 28 NHL Premiere Challenge (pre-season) Florida Panthers vs. Tappara Tampere (Tampere, Finland)  
 29 Victoria Cup - Chicago Blackhawks vs. Zurich Lions (Zurich, Switzerland)  
 29 NHL Premiere Challenge (pre-season) St. Louis Blues vs. Linköping (Linköping, Sweden)  
 30 NHL Premiere Challenge (pre-season) Detroit Red Wings vs. Farjestad (Karlstad, Sweden)  
 30 NHL Premiere Challenge (pre-season) Florida Panthers vs. Jokerit (Helsinki, Finland)  
 30 Opening Day Playing Rosters set (3 p.m. ET)  
 30 18 and 19 year old unsigned draft choices claimed in the first three (3) rounds of the NHL Entry Draft must be returned to their Junior clubs

## OCTOBER

- 1 Hockey Fights Cancer Awareness Month  
 1 Opening Night - 92nd NHL Regular Season begins  
 2 NHL Premiere - CHI vs. FLA (Helsinki, Finland)  
 2 NHL Premiere - DET vs. STL (Stockholm, Sweden)  
 3 NHL Premiere - CHI vs. FLA (Helsinki, Finland)  
 3 NHL Premiere - DET vs. STL (Stockholm, Sweden)

## NOVEMBER

- 4-7 U20 4 Nations Cup  
 7 Hockey Hall of Fame Game (DET at TOR)  
 8 Hockey Hall of Fame Legends Game (Canada vs. World)  
 9 Hockey Hall of Fame Induction Ceremony (Toronto, ON); Inductees: Brett Hull, Brian Leetch, Luc Robitaille, Steve Yzerman (Player category); Lou Lamoriello (Builder category)

## DECEMBER

- 1 Signing deadline for Group 2 free agents  
 19-27 Holiday Roster Freeze in effect. For all players on an NHL active roster, injured reserve, or players with non-roster and injured non-roster status as of midnight, local time, December 19, a roster freeze shall apply through midnight local time December 27, with respect to waivers, trades and loans, subject to the exceptions provided for in CBA Article 16.10.  
 24-25 No scheduled practices - dressing rooms closed  
 26-Jan. 5 IIHF World U20 Championship (Saskatoon & Regina, Canada)

## JANUARY

- 1 2010 Bridgestone NHL Winter Classic - Philadelphia at Boston (Fenway Park, Boston)  
 17 NHL on NBC (game of the week coverage begins)  
 29-31 Hockey Weekend Across America (USA Hockey)

## FEBRUARY

- 1 Hockey is for Everyone Month  
 14 Last NHL games before Olympic break  
 15-23 2010 Winter Olympic Break: No scheduled practices - dressing rooms closed  
 16 Olympic Hockey tournament begins (Vancouver, Canada)  
 22 30th Anniversary of 'Miracle on Ice' game (1980)  
 26 Olympic Bronze medal game  
 28 Olympic Gold medal game

## MARCH

- 1 NHL Regular season resumes after Olympic break  
 3 Trade deadline (3 p.m. ET)

## APRIL

- 8-10 NCAA Frozen Four (Ford Field, Detroit)  
 11 Last day of 2009-2010 regular season  
 13-23 IIHF U18 World Championship (Mogilev & Bobruisk, Belarus)  
 14 Stanley Cup Playoffs begin

## MAY

- 7-23 IIHF World Championship (Mannheim & Gelsenkirchen, Germany)  
 24-29 NHL Combine (Toronto, ON)

## JUNE

- 1 Deadline for making Bona Fide Offers to prior year's NHL Entry Draft picks (5 p.m. ET)  
 18 Last possible day for 2009 Stanley Cup Final  
 TBA Deadline for first club-elected salary arbitration (later of June 15 or 48 hours after the conclusion of the Stanley Cup Final, 5 p.m. ET)  
 TBA 2010 NHL Awards (Las Vegas, Nevada)  
 TBA NHL Entry Draft (Location: TBA)

## JULY

- 1 Free Agency period begins  
 5 Deadline for player-elected salary arbitration (5 p.m. ET)  
 6 Deadline for club-elected salary arbitration (5 p.m. ET)  
 15 Qualifying offers expire automatically (5 pm. ET)  
 20-Aug. 4 Salary arbitration hearings held

## AUGUST

- 6 Deadline for salary arbitration decisions to be rendered



## ASSIST

An assist is awarded to the player or players (maximum of two) who touched the puck prior to the goal, provided no defender plays or possesses the puck in between.

## GAME PLAYED

A player receives credit for playing in a game if: i) he steps on the ice during time played or; ii) serves any penalty.

## GAME-WINNING GOAL

After the final score has been determined, the goal which leaves the winning Club one goal ahead of its opponent is the game-winning goal (example: if Team A beats Team B 8-3, the player scoring the fourth goal for Team A receives credit for the game-winning goal).

## GOAL

A goal is awarded to the last player on the scoring Club to touch the puck prior to the puck entering the net.

## GOALS-AGAINST AVERAGE

Multiply goals allowed (GA) by 60 and divide by minutes played (MINS).

## GOALTENDER

A goaltender receives a "W" for a win in regulation, overtime or shootout; an "L" for a loss in regulation; or an "OT" for a loss in overtime or shootout.

## PENALTY-KILLING PERCENTAGE

Subtract total number of power-play goals allowed from total number of shorthanded situations to get total number of power-plays killed. Divide the total number of power-plays killed by the total number of shorthanded situations.

## PLUS-MINUS

A player receives a "plus" if he is on the ice when his Club scores an even-strength or shorthanded goal. He receives a "minus" if he is on the ice for an even-strength or shorthanded goal scored by the opposing Club. The difference in these numbers is considered the player's plus-minus statistic.

## POWER-PLAY GOAL

A goal scored by a Club while it has a manpower advantage due to an opponent's penalty. Following are some examples of what is and is not considered a power-play goal:

- if a Club has an advantage on a minor penalty starting at 2:02 of the period and it scores at 4:02, the goal is not a power-play goal.
- if a Club scores on a delayed penalty, the goal is not a power-play goal.
- if a Club has an advantage due to a five-minute major or match penalty, that Club is always credited with having one more advantage than the number of power-play goals it scores during that advantage, because the penalty does not expire. A new advantage begins after each power-play goal. For example, if Team A scores three goals during a major penalty, it is credited with four advantages.
- if a Club is on a power-play for any length of time, it is considered to have had an advantage.

- if a minor penalty is incurred by a Club on a power-play due to a major penalty, a new advantage is given to that Club when its minor penalty expires, provided the opponent's major penalty is still in effect.

## POWER-PLAY PERCENTAGE

Total number of power-play goals divided by total number of power-play opportunities.

## SAVE PERCENTAGE

Subtract goals allowed (GA) from shots-against (SA) to determine saves. Then divide saves by shots-against.

## SHOOTING PERCENTAGE

Divide the number of goals scored by the number of shots taken.

## SHORTHAND GOAL

A goal scored by a Club while it is at a manpower disadvantage. The same cases apply for shorthanded as for power-play goals, but in the opposite manner.

## SHOT ON GOAL

If a player shoots the puck with the intention of scoring and if that shot would have gone in the net had the goaltender not stopped it, the shot is recorded as a "shot on goal".

## SHUTOUT

If two goaltenders combine for a shutout, neither receives credit for the shutout. Instead it is recorded as a Club shutout.

## TENTHS OF A SECOND

If a penalty or goal occurs in the last minute, the time is rounded off to the previous second (ex: if a penalty is called with 12.4 seconds left in a period, the time is indicated as 19:47 and not 19:48).

## COACHES RECORD

A coach receives a "W" for a win in regulation, overtime or shootout; an "L" for a loss in regulation; or an "OT" for a loss in overtime or shootout.

## TIE-BREAKING FORMULA

In the event that two or more Clubs are tied for total points, the order of standing and draft order is determined as follows:

- The Club with the most victories will be placed higher in the standings.
- If Clubs remain tied, the Club earning the most points from the year's head-to-head competition will be placed higher in the standings. In the event an uneven number of home games against on another was played, the first game that created the disparity is discounted. Where more than two Clubs are tied in victories and points, the Club having the greatest percentage of available points earned among each other will be placed higher in the standings. If Club remain tied, each Club's "Goals Allowed" are subtracted from its "Goals For" during the entire regular season. The Club with the greater differential will be placed higher in the standings.

\*\* NOTE: No individual skater/goaltender statistics apply for the shootout

# NHL COMPOSITE SCHEDULE

<b>THU/OCT 1</b> WSH at BOS MTL at TOR SJ at COL VAN at CGY	ANA at PHI NJ at FLA WSH at DET CAR at TB LA at STL BUF at NSH COL at CHI CBJ at PHX MTL at EDM MIN at SJ	<b>MON/OCT 19</b> SJ at NYR LA at DAL VAN at EDM	<b>WED/OCT 28</b> BUF at NJ NYR at NYI STL at CAR PHX at CBJ MTL at PIT OTT at FLA NSH at MIN TOR at DAL COL at CGY LA at SJ	<b>THU/NOV 5</b> MTL at BOS CBJ at ATL TB at OTT SJ at DET CGY at STL VAN at MIN CHI at PHX NYR at EDM NSH at ANA PIT at LA	<b>FRI/NOV 13</b> MIN at WSH NYI at CAR ANA at CBJ CGY at BUF LA at ATL TOR at CHI	<b>SAT/NOV 21</b> CGY at LA WSH at TOR DET at MTL BUF at OTT FLA at NYR TB at CAR PIT at NYR NYI at STL CBJ at NSH NJ at DAL PHI at PHX CHI at EDM SJ at ANA	<b>SAT/NOV 28</b> NYI at NJ OTT at BOS CAR at BUF WSH at MTL PHI at ATL CGY at CBJ NYR at PIT DET at STL FLA at NSH TB at DAL MIN at VAN EDM at COL CHI at LA
<b>FRI/OCT 2</b> PHI at CAR NYR at PIT FLA at CHI DET at STL	<b>SUN/OCT 11</b> ANA at NYR DAL at VAN	<b>TUE/OCT 20</b> STL at PIT ATL at MTL CBJ at CGY	<b>THU/OCT 29</b> NJ at BOS WSH at ATL OTT at TB PHX at STL CHI at NSH DET at EDM VAN at LA	<b>FRI/NOV 6</b> NYI at NJ TOR at CAR PHI at BUF WSH at FLA VAN at DAL CHI at COL	<b>SAT/NOV 14</b> CGY at TOR NYR at OTT WSH at NJ BUF at PHI NYI at FLA ANA at DET BOS at PIT LA at TB SJ at STL MTL at NSH DAL at PHX VAN at COL	<b>SUN/NOV 22</b> TB at ATL CHI at VAN	<b>SUN/NOV 29</b> PHX at ANA SJ at VAN
<b>SAT/OCT 3</b> VAN at COL CAR at BOS MTL at BUF PHI at NJ PIT at NYI OTT at NYR TOR at WSH TB at ATL CHI at FLA MIN at CBJ NSH at DAL STL at DET CGY at EDM SJ at ANA PHX at LA	<b>MON/OCT 28</b> COL at BOS LA at NYI TOR at NYR NJ at WSH PIT at OTT FLA at TB EDM at NSH CGY at CHI PHX at SJ	<b>THU/OCT 2</b> NYI at MTL NJ at NYR BOS at PHI WSH at ATL NSH at OTT SJ at TB CBJ at EDM DET at PHX DAL at LA	<b>FRI/OCT 30</b> NYI at WSH PIT at CBJ TOR at BUF NYR at MIN MTL at CHI FLA at DAL VAN at ANA COL at SJ	<b>SAT/NOV 7</b> NSH at LA BUF at BOS DET at TOR TB at MTL NJ at OTT ATL at NYI STL at PHI FLA at WSH CAR at CBJ DAL at MIN NYR at CBJ PHX at ANA PIT at SJ	<b>SUN/NOV 15</b> MIN at CAR EDM at ATL SJ at CHI	<b>MON/NOV 23</b> DET at NSH NYI at TOR CBJ at NYR WSH at OTT PIT at FLA BOS at STL CAR at DAL PHI at COL PHX at EDM CGY at ANA	<b>MON/NOV 30</b> BUF at TOR PIT at NYR WSH at CAR FLA at ATL STL at CBJ COL at TB DAL at DET CGY at NSH
<b>MON/OCT 5</b> NYR at NJ CBJ at VAN	<b>TUE/OCT 13</b> DET at BUF CGY at CBJ COL at TOR	<b>FRI/OCT 23</b> FLA at PIT MIN at STL CAR at COL	<b>SAT/OCT 31</b> EDM at BOS CAR at PHI ATL at OTT NJ at TB TOR at MTL BUF at NYI MIN at PIT FLA at STL DAL at NSH ANA at PHX DET at CGY	<b>SUN/NOV 8</b> STL at ATL EDM at COL	<b>MON/NOV 16</b> NYI at BOS NJ at PHI EDM at CBJ ANA at PIT LA at FLA TB at PHX	<b>TUE/NOV 24</b> CBJ at MTL	<b>TUE/DEC 1</b> TOR at MTL CBJ at CHI LA at ANA OTT at SJ
<b>TUE/OCT 6</b> OTT at TOR WSH at PHI TB at CAR ANA at MIN MTL at CGY DAL at EDM SJ at LA	<b>WED/OCT 14</b> LA at NYR EDM at CHI NSH at DAL MIN at ANA	<b>SAT/OCT 24</b> NYR at MTL BOS at OTT WSH at NYI FLA at PHI SJ at ATL TOR at VAN NJ at PIT BUF at TB DAL at STL CAR at MIN NSH at CHI DET at COL LA at PHX EDM at CGY CBJ at ANA	<b>SUN/NOV 9</b> LA at CHI	<b>MON/NOV 9</b> LA at CHI	<b>TUE/NOV 10</b> PIT at BOS MIN at TOR CGY at MTL EDM at OTT VAN at STL NSH at SJ	<b>WED/NOV 25</b> OTT at NJ PHI at NYI BUF at WSH TOR at TB MTL at PIT NYR at FLA ATL at DET BOS at MIN STL at DAL NSH at COL PHX at CGY LA at EDM CAR at ANA CHI at SJ	<b>WED/DEC 2</b> TB at BOS VAN at NJ COL at FLA NSH at MIN
<b>WED/OCT 7</b> PHX at PIT MTL at VAN	<b>THU/OCT 15</b> SJ at WSH PIT at CAR COL at MTL TB at OTT LA at DET CHI at NSH STL at PHX	<b>SUN/OCT 25</b> SJ at PHI CBJ at LA EDM at VAN	<b>SUN/NOV 1</b> BOS at NYR SJ at CAR CBJ at WSH COL at VAN	<b>MON/NOV 2</b> EDM at NYI TB at PHI LA at PHX	<b>TUE/NOV 18</b> FLA at BUF DAL at DET PHX at MIN COL at EDM PHI at LA	<b>THU/NOV 20</b> MTL at WSH BOS at BUF FLA at DET NYI at MIN COL at VAN PHI at SJ	<b>FRI/DEC 4</b> TB at NJ BOS at MTL ANA at MIN NSH at CHI
<b>THU/OCT 8</b> ANA at BOS PHX at BUF NYI at OTT PIT at PHI NYR at WSH NJ at TB CHI at DET ATL at STL COL at NSH CGY at EDM MIN at LA CBJ at SJ	<b>FRI/OCT 16</b> ATL at NJ NYI at BUF PHI at FLA BOS at DAL VAN at CGY MIN at EDM	<b>MON/OCT 26</b> PHX at NYR NYI at MTL MIN at CHI TOR at ANA	<b>MON/NOV 11</b> EDM at BUF ANA at NJ NYI at WSH PIT at OTT LA at CAR DET at CBJ COL at CHI	<b>WED/NOV 11</b> EDM at BUF ANA at NJ NYI at WSH PIT at OTT LA at CAR DET at CBJ COL at CHI	<b>THU/NOV 19</b> TOR at CAR BOS at ATL PHX at STL NJ at NSH CBJ at DAL CHI at CGY TB at ANA	<b>THU/NOV 26</b> CBJ at OTT LA at VAN	<b>SAT/DEC 5</b> VAN at CAR EDM at DAL STL at LA TOR at BOS NYR at BUF DET at NJ WSH at PHI
<b>FRI/OCT 9</b> FLA at CAR DAL at CGY	<b>SAT/OCT 17</b> ATL at BUF NYR at TOR OTT at MTL CAR at NJ SJ at NYI NSH at WSH COL at DET LA at CBJ TB at PIT	<b>TUE/NOV 3</b> BOS at DET TB at TOR ATL at MTL NYR at VAN PIT at ANA	<b>THU/NOV 12</b> FLA at BOS ATL at NYR OTT at NYR NJ at PIT MIN at TB VAN at DET NSH at STL MTL at PHX DAL at SJ	<b>WED/NOV 4</b> NYI at BUF WSH at NJ SJ at CBJ CAR at FLA CGY at DAL PHX at COL	<b>FRI/NOV 20</b> MTL at WSH BOS at BUF FLA at DET NYI at MIN COL at VAN PHI at SJ	<b>FRI/NOV 27</b> NJ at BOS BUF at PHI PIT at NYI COL at MIN CHI at ANA ATL at CAR NYR at TB TOR at FLA CGY at DET STL at NSH SJ at EDM DAL at PHX	
<b>SAT/OCT 10</b> NYI at BOS PIT at TOR ATL at OTT	<b>TUE/OCT 27</b> PHI at WSH COL at EDM DET at VAN						

**SAT/DEC 5**  
 ATL at FLA  
 COL at CBJ  
 CHI at PIT  
 NYI at TB  
 MIN at NSH  
 OTT at PHX  
 CGY at SJ

**SUN/DEC 6**  
 DET at NYR  
 OTT at ANA

**MON/DEC 7**  
 NJ at BUF  
 ATL at TOR  
 PHI at MTL  
 CAR at PIT  
 WSH at TB  
 EDM at FLA  
 COL at STL  
 MIN at PHX  
 CGY at LA

**TUE/DEC 8**  
 NYI at PHI  
 MTL at OTT  
 VAN at NSH  
 DAL at ANA

**WED/DEC 9**  
 WSH at BUF  
 PHX at TOR  
 CAR at NYR  
 FLA at CBJ  
 EDM at TB  
 STL at DET  
 NYR at CHI  
 MIN at COL  
 ATL at CGY  
 LA at SJ

**THU/DEC 10**  
 TOR at BOS  
 OTT at PHI  
 PIT at MTL  
 CBJ at NSH  
 ATL at VAN  
 PHX at LA

**FRI/DEC 11**  
 FLA at NJ  
 CAR at WSH  
 CHI at BUF  
 ANA at DET  
 EDM at STL  
 TB at COL  
 MIN at CGY  
 DAL at SJ

**SAT/DEC 12**  
 WSH at TOR  
 CAR at OTT  
 PHI at NJ  
 BOS at NYI  
 BUF at NYR  
 MTL at ATL  
 ANA at CBJ

FLA at PIT  
 DET at NSH  
 SJ at PHX  
 MIN at VAN  
 DAL at LA

**SUN/DEC 13**  
 TB at CHI  
 CGY at COL

**MON/DEC 14**  
 PHI at BOS  
 OTT at TOR  
 FLA at NYI  
 ATL at NYR  
 NSH at CBJ  
 BUF at MTL  
 PHX at DET  
 LA at VAN

**TUE/DEC 15**  
 PHI at PIT  
 CGY at STL  
 TB at NSH  
 CBJ at MIN  
 WSH at COL  
 LA at EDM

**WED/DEC 16**  
 MTL at NJ  
 NYI at NYR  
 DAL at CAR  
 PHX at TOR  
 BUF at OTT  
 ATL at FLA  
 STL at CHI  
 ANA at VAN

**THU/DEC 17**  
 MIN at MTL  
 NYR at NYI  
 PIT at WSH  
 DAL at ATL  
 PHX at CBJ  
 TB at DET  
 LA at CGY  
 NSH at EDM  
 ANA at SJ

**FRI/DEC 18**  
 OTT at NJ  
 TOR at BUF  
 CAR at FLA  
 TB at STL  
 BOS at CHI  
 WSH at VAN

**SAT/DEC 19**  
 NYR at PHI  
 DET at DAL  
 PHX at ANA  
 PIT at BUF  
 BOS at TOR  
 MIN at OTT  
 MTL at NYI  
 FLA at CAR  
 NJ at ATL  
 NSH at CGY  
 CBJ at COL  
 WSH at EDM

**SUN/DEC 20**  
 DET at CHI  
 STL at VAN

**MON/DEC 21**  
 BUF at TOR  
 TB at NYI  
 FLA at PHI  
 NYR at CAR  
 MTL at ATL  
 BOS at OTT  
 NJ at PIT  
 COL at MIN  
 SJ at DAL  
 STL at EDM  
 CBJ at PHX

**TUE/DEC 22**  
 SJ at CHI  
 ANA at COL  
 NSH at VAN

**WED/DEC 23**  
 ATL at BOS  
 TOR at NYI  
 FLA at NYR  
 OTT at PIT  
 BUF at WSH  
 MTL at CAR  
 EDM at MIN  
 PHI at TB  
 CHI at DET  
 CBJ at DAL  
 ANA at PHX  
 STL at CGY

**SAT/DEC 26**  
 OTT at BUF  
 MTL at TOR  
 NYI at NYR  
 NJ at WSH  
 PHI at CAR  
 CBJ at DET  
 ATL at TB  
 CHI at NSH  
 STL at MIN  
 LA at PHX  
 DAL at COL  
 EDM at VAN  
 ANA at SJ

**SUN/DEC 27**  
 PHI at NYI  
 BOS at FLA  
 BUF at STL  
 TOR at PIT  
 NSH at CHI  
 VAN at CGY

**MON/DEC 28**  
 ATL at NJ  
 CAR at WSH  
 DET at CBJ  
 MTL at OTT  
 BOS at TB  
 CGY at EDM  
 MIN at LA  
 PHX at SJ

**TUE/DEC 29**  
 PIT at BUF  
 CBJ at NYI  
 NSH at STL  
 CHI at DAL  
 VAN at PHX  
 MIN at ANA

**WED/DEC 30**  
 ATL at BOS  
 PIT at NJ  
 PHI at NYR  
 MTL at TB  
 COL at OTT  
 LA at CGY  
 TOR at EDM  
 WSH at SJ

**THU/DEC 31**  
 MTL at FLA  
 NYI at OTT  
 COL at DET  
 NSH at CBJ  
 SJ at PHX  
 NYR at CAR  
 VAN at STL  
 LA at MIN  
 ANA at DAL  
 NJ at CHI  
 EDM at CGY

**FRI/JAN 1**  
 PHI at BOS  
 ATL at BUF

**SAT/JAN 2**  
 CAR at NYR  
 VAN at DAL  
 PIT at TB  
 WSH at LA  
 ATL at NYI  
 COL at CBJ  
 TOR at CGY  
 CHI at STL  
 ANA at NSH  
 NJ at MIN  
 DET at PHX  
 EDM at SJ

**SUN/JAN 3**  
 BUF at MTL  
 PHI at OTT  
 PIT at FLA  
 ANA at CHI

**MON/JAN 4**  
 BOS at NYR  
 LA at SJ

**TUE/JAN 5**  
 FLA at TOR  
 DAL at NJ  
 MTL at WSH  
 BOS at OTT  
 ATL at PIT  
 CGY at NSH  
 MIN at CHI  
 PHX at EDM  
 CBJ at VAN  
 DET at ANA

**WED/JAN 6**  
 TB at BUF  
 DAL at NYR  
 TOR at PHI  
 CGY at MIN  
 NYI at COL  
 STL at SJ

**THU/JAN 7**  
 CHI at BOS  
 OTT at WSH  
 NYR at ATL  
 FLA at MTL  
 PHI at PIT  
 CAR at NSH  
 CBJ at EDM  
 PHX at VAN  
 STL at ANA  
 DET at LA

**FRI/JAN 8**  
 TB at NJ  
 COL at CAR  
 TOR at BUF  
 NYI at DAL  
 CBJ at CGY

**SAT/JAN 9**  
 NYR at BOS  
 COL at BUF  
 PIT at TOR  
 NJ at MTL  
 FLA at OTT  
 TB at PHI  
 WSH at ATL  
 ANA at NSH  
 CHI at MIN  
 NYI at PHX  
 CGY at VAN  
 STL at LA  
 DET at SJ

**SUN/JAN 10**  
 OTT at CAR  
 DAL at CBJ  
 ANA at CHI

**MON/JAN 11**  
 PIT at MIN  
 COL at CGY  
 NSH at VAN  
 SJ at LA

**TUE/JAN 12**  
 CAR at TOR  
 DET at NYI  
 NJ at NYR  
 DAL at PHI  
 OTT at ATL  
 WSH at TB  
 CBJ at STL  
 NSH at EDM  
 SJ at PHX

**WED/JAN 13**  
 VAN at MIN  
 WSH at FLA  
 PIT at CGY  
 BOS at ANA

**THU/JAN 14**  
 PHI at TOR  
 OTT at NYR  
 BUF at ATL  
 DAL at MTL  
 FLA at TB  
 CAR at DET  
 MIN at STL  
 CBJ at CHI  
 NJ at PHX  
 PIT at EDM  
 ANA at LA  
 BOS at SJ

**FRI/JAN 15**  
 TOR at WSH  
 NSH at CGY

**SAT/JAN 16**  
 CHI at CBJ  
 DET at DAL  
 NJ at COL  
 BOS at LA  
 EDM at SJ  
 OTT at MTL  
 BUF at NYI  
 TB at FLA  
 ATL at CAR  
 NYR at STL  
 MIN at PHX  
 PIT at VAN

**SUN/JAN 17**  
 PHI at WSH  
 CHI at DET  
 MTL at NYR  
 CGY at ANA

**MON/JAN 18**  
 OTT at BOS  
 NJ at NYI  
 TB at CAR  
 STL at CBJ  
 BUF at PHX  
 ATL at FLA  
 TOR at NSH  
 MIN at DAL  
 EDM at COL  
 CGY at SJ

**TUE/JAN 19**  
 TB at NYR  
 CBJ at PHI  
 DET at WSH  
 TOR at ATL  
 CHI at OTT  
 NYI at PIT  
 BUF at ANA  
 SJ at LA

**WED/JAN 20**  
 FLA at NJ  
 STL at MTL  
 VAN at EDM

**THU/JAN 21**  
 CBJ at BOS  
 STL at OTT

FLA at NYI  
 NYR at PHI  
 CAR at ATL  
 TOR at TB  
 WSH at PIT  
 DET at MIN  
 NSH at PHX  
 CHI at CGY  
 DAL at VAN  
 BUF at LA  
 ANA at SJ

**FRI/JAN 22**  
 MTL at NJ  
 NSH at COL  
 DAL at EDM

**SAT/JAN 23**  
 OTT at BOS  
 CAR at PHI  
 NYR at MTL  
 NJ at NYI  
 PHX at WSH  
 TOR at FLA  
 LA at DET  
 ATL at TB  
 ANA at STL  
 CBJ at MIN  
 CHI at VAN  
 BUF at SJ

**SUN/JAN 24**  
 PIT at PHI  
 BOS at CAR  
 DAL at COL

**MON/JAN 25**  
 PIT at NYR  
 STL at CGY  
 BUF at VAN

**TUE/JAN 26**  
 LA at TOR  
 WSH at NYI  
 ANA at ATL  
 NSH at CBJ  
 NJ at OTT  
 MTL at FLA  
 PHX at DET  
 CHI at EDM

**WED/JAN 27**  
 NJ at BUF  
 CAR at NYR  
 ANA at WSH  
 MTL at TB  
 DET at MIN  
 CGY at DAL  
 STL at VAN

**THU/JAN 28**  
 ATL at PHI  
 OTT at CAR  
 NYI at CAR  
 LA at CBJ  
 MIN at COL  
 CGY at PHX  
 STL at SJ  
 CHI at SJ

**FRI/JAN 29**  
 TOR at NJ  
 FLA at WSH  
 BOS at BJB  
 ANA at TB  
 NSH at DET  
 COL at DAL

**SAT/JAN 30**  
 MTL at OTT  
 LA at BOS  
 VAN at TOR  
 NYI at PHI  
 CHI at CAR  
 CBJ at STL  
 ATL at NSH  
 NYR at PHX  
 EDM at CGY  
 MIN at SJ

**SUN/JAN 31**  
 DET at PIT  
 TB at WSH  
 LA at NJ  
 NYI at FLA  
 PHX at DAL  
 NYR at COL

**MON/FEB 1**  
 BUF at PIT  
 ANA at FLA  
 PHI at CGY  
 CAR at EDM

**TUE/FEB 2**  
 WSH at BOS  
 NJ at TOR  
 TB at ATL  
 VAN at MTL  
 PHX at NSH  
 MIN at DAL  
 CBJ at COL  
 NYR at LA  
 DET at SJ

**WED/FEB 3**  
 OTT at BUF  
 STL at CHI  
 CAR at CGY  
 PHI at EDM  
 DET at ANA

**THU/FEB 4**  
 MTL at BOS  
 WSH at NYR  
 DAL at CBJ  
 VAN at OTT  
 NYI at TB  
 SJ at STL  
 COL at NSH  
 EDM at MIN  
 ANA at LA

**FRI/FEB 5**  
 TOR at NJ  
 ATL at WSH  
 CAR at BUF  
 CGY at FLA  
 PHX at CHI



## NHL COMPOSITE SCHEDULE

<b>SAT/FEB 6</b> VAN at BOS PIT at MTL DET at LA PHX at DAL OTT at TOR CAR at NYI NJ at NYR FLA at ATL CGY at TB BUF at CBJ CHI at STL SJ at NSH PHI at MIN EDM at COL	PHI at MTL NJ at CAR BOS at FLA OTT at DET WSH at STL DAL at PHX ATL at CHI ANA at CGY COL at LA	ATL at TB ANA at PHX STL at COL MTL at LA CBJ at SJ	STL at CBJ OTT at VAN FLA at SJ <b>SUN/MAR 14</b> PHI at NYR COL at DAL NSH at LA TOR at NYI PHX at ATL PIT at TB STL at MIN WSH at CHI SJ at ANA CGY at VAN	CBJ at NSH CHI at PHX DET at VAN NYI at LA <b>SUN/MAR 21</b> NYR at BOS CGY at MIN BUF at CAR TB at FLA NSH at STL ATL at PHI PHX at DAL SJ at EDM COL at ANA	NYI at CBJ DET at NSH COL at PHX VAN at SJ DAL at LA <b>SUN/MAR 28</b> CGY at WSH TOR at PIT EDM at STL NJ at PHI CBJ at CHI COL at SJ	NJ at CAR NYR at FLA WSH at CBJ DAL at STL EDM at PHX ANA at LA <b>SUN/APR 4</b> DET at PHI CGY at CHI SJ at COL MIN at VAN	<b>SUN/APR 11</b> NYR at PHI BOS at WSH DET at CHI LA at COL BUF at NJ PIT at NYI TB at FLA EDM at ANA	
<b>SUN/FEB 7</b> BOS at MTL PIT at WSH	<b>SUN/FEB 14</b> TB at NYR NSH at PIT VAN at MIN OTT at NYI CHI at CBJ ANA at EDM	<b>MON/MAR 1</b> DET at COL	<b>MON/MAR 8</b> DAL at WSH CBJ at LA	<b>MON/MAR 15</b> BOS at NJ EDM at CBJ DET at CGY	<b>MON/MAR 22</b> PIT at DET OTT at MTL COL at LA	<b>MON/MAR 29</b> BUF at BOS CAR at ATL NSH at FLA LA at MIN DAL at ANA	<b>MON/APR 5</b> BOS at WSH CBJ at STL MIN at EDM	
<b>MON/FEB 8</b> SJ at TOR NJ at PHI STL at COL EDM at PHX LA at ANA	<b>TUE/MAR 2</b> MTL at BOS CAR at TOR CHI at NYI FLA at ATL VAN at CBJ NYR at OTT BUF at PIT PHI at TB EDM at NSH LA at DAL STL at PHX NJ at SJ	<b>TUE/MAR 9</b> BOS at TOR NYI at PHI NSH at ATL TB at MTL CGY at DET FLA at MIN VAN at COL OTT at EDM CBJ at ANA	<b>TUE/MAR 16</b> MTL at NYR BOS at CAR BUF at ATL TOR at OTT PHX at TB WSH at FLA COL at STL PHI at NSH EDM at MIN SJ at VAN NYI at VAN	<b>TUE/MAR 23</b> FLA at TOR CBJ at NJ BOS at ATL PHI at OTT CAR at TB DAL at NSH SJ at MIN PHX at CHI ANA at CGY VAN at EDM	<b>TUE/MAR 30</b> ATL at TOR BOS at NJ NYR at NYI OTT at WSH TB at CBJ EDM at DET CHI at STL LA at NSH PHX at VAN	<b>TUE/APR 6</b> NYR at BUF PHI at TOR MTL at NYI NJ at ATL WSH at PIT CAR at TB OTT at FLA CHI at DAL SJ at CGY COL at VAN LA at ANA		
<b>TUE/FEB 9</b> BOS at BUF NSH at NYI FLA at CAR CGY at OTT VAN at TB DET at STL DAL at CHI	<b>WED/MAR 3</b> WSH at BUF PHI at FLA VAN at DET EDM at CHI MIN at CGY COL at ANA	<b>WED/MAR 10</b> DAL at BUF NYR at NJ CAR at WSH LA at CHI VAN at PHX	<b>WED/MAR 17</b> PIT at NJ CGY at COL CHI at ANA	<b>WED/MAR 24</b> NYI at NYR PIT at WSH MTL at BUF STL at DET LA at COL ANA at VAN	<b>WED/MAR 31</b> FLA at BUF CAR at MTL TB at PIT CHI at MIN SJ at DAL ANA at COL PHX at CGY	<b>WED/APR 7</b> TOR at NYR CBJ at DET STL at CHI COL at EDM NSH at PHX		
<b>WED/FEB 10</b> PHI at NJ NSH at NYR SJ at CBJ WSH at MTL NYI at PIT PHX at MIN ATL at COL EDM at ANA	<b>THU/MAR 4</b> TOR at BOS PIT at NYR TB at WSH OTT at CAR NYI at ATL LA at NSH STL at DAL COL at PHX MTL at SJ	<b>THU/MAR 11</b> TB at TOR STL at NYI BOS at PHI PIT at CAR ATL at CBJ EDM at MTL MIN at DET FLA at COL OTT at CGY NSH at SJ	<b>THU/MAR 18</b> PIT at BOS STL at NYR WSH at CAR OTT at ATL NJ at TOR BUF at TB PHX at FLA MIN at NSH PHI at DAL SJ at VAN CHI at LA	<b>THU/MAR 25</b> TB at BOS NYR at NJ CGY at NYI MIN at PHI WSH at CAR TOR at ATL CHI at CBJ FLA at MTL LA at STL PHX at NSH DAL at SJ	<b>THU/APR 1</b> FLA at BOS BUF at TOR PHI at NYI ATL at WSH CAR at OTT CBJ at DET STL at NSH VAN at LA	<b>THU/APR 8</b> BUF at BOS MTL at CAR NYI at PIT OTT at TB NJ at FLA ANA at DAL MIN at CGY PHX at LA VAN at SJ		
<b>THU/FEB 11</b> WSH at OTT BUF at CAR BOS at TB VAN at FLA SJ at DET DAL at CGY EDM at LA	<b>FRI/MAR 5</b> PHI at BUF NSH at DET VAN at CHI NJ at CGY MIN at EDM	<b>FRI/MAR 12</b> PIT at NJ TB at WSH MIN at BUF NYR at ATL LA at DAL NSH at ANA	<b>FRI/MAR 19</b> MIN at CBJ SJ at CGY DET at EDM NYI at ANA	<b>FRI/MAR 26</b> OTT at BUF MIN at DET ANA at EDM	<b>FRI/APR 2</b> CHI at NJ MTL at PHI NYR at TB SJ at MIN EDM at DAL CGY at COL VAN at ANA	<b>FRI/APR 9</b> PHI at NYR ATL at WSH DET at CBJ ANA at STL CHI at COL		
<b>FRI/FEB 12</b> NSH at NJ MTL at PHI VAN at CBJ NYR at PIT TOR at STL ATL at MIN PHX at COL	<b>SAT/MAR 6</b> DAL at PIT BOS at NYI TOR at OTT NYR at WSH CAR at FLA	<b>SAT/MAR 13</b> CHI at PHI EDM at TOR BOS at MTL NJ at NYI PHX at CAR BUF at DET	<b>SAT/MAR 20</b> CAR at PIT OTT at DAL MTL at TOR STL at NJ PHI at ATL BUF at FLA WSH at TB	<b>SAT/MAR 27</b> CGY at BOS PHI at PIT TB at BUF NYR at TOR NJ at MTL FLA at OTT ATL at CAR	<b>SAT/APR 3</b> ATL at PIT OTT at NYI NSH at DET BOS at TOR BUF at MTL	<b>SAT/APR 10</b> CAR at BOS EDM at LA TOR at MTL BUF at OTT NYI at NJ PIT at ATL FLA at TB STL at NSH DAL at MIN CGY at VAN PHX at SJ		
<b>SAT/FEB 13</b> TB at NYI SJ at BUF								

Blue line.

Red line.

Online.



Go to [BlueJacketsXtra.com](http://BlueJacketsXtra.com)  
for news, forums, blogs, podcasts,  
statistics and all the slap shot coverage.

**BLUE JACKETS**  
**XTRA**

The Columbus  
**Dispatch**  
dispatch.com

COLUMBUS

# BLUE JACKETS™

**CARRY**  
**THE FLAG**  
only on **F50H10**  
**HD**™

