

WASHINGTON
AFL

2018 WASHINGTON CAPITALS PLAYOFF GUIDE



 ALLCAPS

2017-18
CAPITALS
SEASON
PRESENTED BY
Capital One Bank

Table of Contents & Playoff Schedule

INTRODUCTION

Table of Contents 1
Media Information 2-3

OWNERSHIP & FRONT OFFICE

Club Directory 4-5
Ted Leonsis 6
Dick Patrick 7
Monumental Sports & Entertainment 8-10
Brian MacLellan 11
Hockey Operations 12
Barry Trotz 13-14
Assistant Coaches 15-16
Hockey Operations 17

2017-18 YEAR-IN-REVIEW

2017-18 Standings 18
2017-18 Capitals Notes 19-27
2017-18 Season Timeline 28-29
Individual Statistics 30
Game-by-Game Results/Goals & Shots 31-33
Home and Road Statistics 34
Even-Strength and Special Teams 35
Situational Statistics 36-48
Highs, Lows and Streaks 39
Shootouts and Penalty Shots 40
Individual Game-by-Game Statistics 41-46
Goals and Shots by Period 47
Injuries, Illnesses & Transactions 48

PLAYERS

Roster 50

| | |
|---------------------|----------------------|
| Backstrom 51 | Kempny 62 |
| Beagle 52 | Kuznetsov 63 |
| Burakovsky 53 | Niskanen 64 |
| Carlson 54 | Orlov 65 |
| Chiasson 55 | Orpik 66 |
| Connolly 56 | Oshie 67 |
| Djoos 57 | Ovechkin 68 |
| Eller 58 | Smith-Pelly 69 |
| Grubauer 59 | Stephenson 70 |
| Holtby 60 | Vrana 71 |
| Jerabek 61 | Wilson 72 |

OPPONENTS

Series History and 2017-18 Reviews 74-103

PLAYOFF HISTORY

Year-by-Year Results 104
All-Time Playoff Scoring 105-106
Career Leaders and All-Time Goaltending 106-107
Overtime 108
Hat Tricks and Penalty Shots 109
Game-by-Game Results 110-115
Year-by-Year Statistics 116-120
Record Book 121-123

2018 EASTERN CONFERENCE QUARTERFINALS

| DATE | TIME (ET) | Washington vs. Columbus |
|------------------|-----------|-------------------------|
| Thurs., April 12 | 7:30 p.m. | Columbus at Washington |
| Sun., April 15 | 7:30 p.m. | Columbus at Washington |
| Tues., April 17 | 7:30 p.m. | Washington at Columbus |
| Thur., April 19 | 7:30 p.m. | Washington at Columbus |
| *Sat., April 21 | TBD | Columbus at Washington |
| *Mon., April 23 | TBD | Washington at Columbus |
| *Wed., April 25 | TBD | Columbus at Washington |

| DATE | TIME (ET) | Tampa Bay vs. New Jersey |
|------------------|-----------|--------------------------|
| Thurs., April 12 | 7 p.m. | New Jersey at Tampa Bay |
| Sat., April 14 | 3 p.m. | New Jersey at Tampa Bay |
| Mon. April 16 | 7:30 p.m. | Tampa Bay at New Jersey |
| Wed., April 18 | 7:30 p.m. | Tampa at New Jersey |
| *Sat., April 21 | TBD | New Jersey at Tampa Bay |
| *Mon., April 23 | TBD | Tampa Bay at New Jersey |
| *Wed., April 25 | TBD | New Jersey at Tampa Bay |

| DATE | TIME (ET) | Boston vs. Toronto |
|------------------|-----------|--------------------|
| Thurs., April 12 | 7 p.m. | Toronto at Boston |
| Sat., April 14 | 8 p.m. | Toronto at Boston |
| Mon., April 16 | 7 p.m. | Boston at Toronto |
| Thurs., April 19 | 7 p.m. | Boston at Toronto |
| *Sat., April 21 | TBD | Toronto at Boston |
| *Mon., April 23 | TBD | Boston at Toronto |
| *Wed., April 25 | TBD | Toronto at Boston |

| DATE | TIME (ET) | Pittsburgh vs. Philadelphia |
|------------------|-----------|-----------------------------|
| Wed., April 11 | 7 p.m. | Philadelphia at Pittsburgh |
| Fri., April 13 | 7 p.m. | Philadelphia at Pittsburgh |
| Sun., April 15 | 3 p.m. | Pittsburgh at Philadelphia |
| Wed., April 18 | 7 p.m. | Pittsburgh at Philadelphia |
| *Fri., April 20 | TBD | Philadelphia at Pittsburgh |
| *Sun., April 22 | TBD | Pittsburgh at Philadelphia |
| *Tues., April 24 | TBD | Philadelphia at Pittsburgh |

2018 WESTERN CONFERENCE QUARTERFINALS

| DATE | TIME (ET) | Nashville vs. Colorado |
|------------------|-----------|------------------------|
| Thurs., April 12 | 9:30 p.m. | Colorado at Nashville |
| Sat., April 14 | 3 p.m. | Colorado at Nashville |
| Mon., April 16 | 10 p.m. | Nashville at Colorado |
| Wed., April 18 | 10 p.m. | Nashville at Colorado |
| *Fri., April 20 | TBD | Colorado at Nashville |
| *Sun., April 22 | TBD | Nashville at Colorado |
| *Tues., April 24 | TBD | Colorado at Nashville |

| DATE | TIME (ET) | Winnipeg vs. Minnesota |
|-----------------|-----------|------------------------|
| Wed., April 11 | 7 p.m. | Minnesota at Winnipeg |
| Fri., April 13 | 7:30 p.m. | Minnesota at Winnipeg |
| Sun., April 15 | 7 p.m. | Winnipeg at Minnesota |
| Tues., April 17 | 8 p.m. | Winnipeg at Minnesota |
| *Fri., April 20 | TBD | Minnesota at Winnipeg |
| *Sun., April 22 | TBD | Winnipeg at Minnesota |
| *Wed., April 25 | TBD | Minnesota at Winnipeg |

| DATE | TIME (ET) | Vegas vs. Los Angeles |
|------------------|------------|-----------------------|
| Wed., April 11 | 10 p.m. | Los Angeles at Vegas |
| Fri., April 13 | 10 p.m. | Los Angeles at Vegas |
| Sun., April 15 | 10:30 p.m. | Vegas at Los Angeles |
| Tues., April 17 | 10:30 p.m. | Vegas at Los Angeles |
| *Thur., April 19 | 10 p.m. | Los Angeles at Vegas |
| *Sat., April 21 | TBD | Vegas at Los Angeles |
| *Tues., April 24 | TBD | Los Angeles at Vegas |

| DATE | TIME (ET) | Anaheim vs. San Jose |
|------------------|------------|----------------------|
| Thurs. April 12 | 10:30 p.m. | San Jose at Anaheim |
| Sat., April 14 | 10:30 p.m. | San Jose at Anaheim |
| Mon., April 16 | 10:30 p.m. | Anaheim at San Jose |
| Wed., April 18 | 10:30 p.m. | Anaheim at San Jose |
| *Fri., April 20 | TBD | San Jose at Anaheim |
| *Sun., April 21 | TBD | Anaheim at San Jose |
| *Tues., April 24 | TBD | San Jose at Anaheim |

2018 WASHINGTON CAPITALS PLAYOFF GUIDE

Written, edited and designed by the Washington Capitals media relations staff:
Sergey Kocharov, Tommy Chalk, Megan Eichenberg,
Ben Brown and Chase Pyke

Cover Design: Andy Mattice

Special Thanks: Ben Raby, The Elias Sports Bureau,
Randy Robles

Photography: Patrick McDermott, NHL Images/Getty
Images Staff, Bruce Bennett, Rafael Suanes, Mitchell
Layton, Greg Fiume, Washington Capitals Archives

Washington Capitals

Kettler Capitals Iceplex
627 N. Glebe Rd., Suite 850
Arlington, VA 22203
202.266.2200
Fax: 202.266.2360
WashingtonCaps.com



Media Information



SERGEY KOCHAROV

Vice President of Communications
Office: 202.266.2356
Cell: 703.405.0984
skocharov@washcaps.com
Twitter - @SergeyKocharov



TOMMY CHALK

Manager of Media Relations
& Content
Office: 202.266.2357
Cell: 240.446.2578
tchalk@washcaps.com
Twitter - @Tommy_Chalk



MEGAN EICHENBERG

Manager of Communications &
Publicity
Office: 202.266.2310
Cell: 540.903.1627
meichenberg@washcaps.com
Twitter - @MegEic

CAPITALS COMMUNICATIONS ASSISTANT: Ben Brown (O: 202.266.2311; bbrown@washcaps.com)

CAPITALS CONTENT ASSISTANT: Chase Pyke (O: 202.266.2299; cpyke@washcaps.com)

CAPITAL ONE ARENA GAME DAY STAFF: Lara Alexander, Conor Beamer, Aaron Franklin, Elizabeth Harley, Leslie Isler, Lauren Shear, Kayla Springer

PRACTICE SCHEDULE

WashingtonCaps.com under "Schedule"

Updates provided on Caps Today and twitter.com/CapitalsPR

MISCELLANEOUS NUMBERS

Media Relations Fax: 202.266.2360

Capital One Arena Press Room: 202.628.3200 x7500

Capital One Arena Press Box: 202.628.3200 x7600

Capital One Arena Room Fax: 202.661.5011

The Washington Capitals communications staff works to provide information about the team and access to players, coaches and management in a timely manner for members of the media.

CREDENTIALS & MEDIA SERVICES

Media Credentials

Credentials are issued to media who cover the Capitals both seasonally and on a game-by-game basis and are required for admission to the media areas at both Capital One Arena and Kettler Capitals Iceplex. All credentials must include the bearer's name and affiliation and are non-transferable.

The Capitals will continue to utilize their 2017-18 regular season credentials during the Stanley Cup playoffs. Please be advised that season credentials do not guarantee a seat in the press box; credential holders must contact Capitals manager of media relations and content Tommy Chalk (tchalk@washcaps.com) by 2 p.m. the day prior to a game in order to reserve seating. A media credential cannot be used to sit in spectator seating areas.

Media who do not have a season credential may apply for single-game credentials. Please note the Capitals will be issuing new single game media credentials throughout the playoffs. These requests must be directed to Capitals manager media relations and content Tommy Chalk (tchalk@washcaps.com) and received no later than 2 p.m. the day prior to a game. The credential is good only for the game printed on the tag and must be displayed to Capital One Arena security personnel to gain entry to restricted media areas.

All Capitals practice sessions are open to approved members of the media.

Non-North American media outlets are required to request media credentials through the National Hockey League by contacting David Keon at dkeon@nhl.com.

Capitals media credentials are issued to print, television, radio and online media outlets that adhere to professional standards, regularly produce quality content and have a demonstrated audience. Space limitations may impact the decision to grant credentials. The final decision on all applications for media credentials rests with the Capitals media relations staff; we reserve the right to revoke media credentials at any time.

News Releases

Accredited members of the media who would like to receive Capitals news releases via e-mail should contact a member of the media relations staff with an e-mail address. Among our releases is "Caps Today," sent daily during the season, which includes an updated practice schedule, recent transactions and the top storyline of the day.

Audio Files

The Capitals regularly post updated audio files in mp3 format on their website, CapitalsToday.com and on twitter.com/CapitalsPR. Radio stations, websites and other media are welcome to utilize these audio clips.

Twitter

Media who would like to receive updates on practice times and other breaking news via twitter or text message can sign up for the team's media Twitter feed at twitter.com/CapitalsPR. The team also maintains a general Twitter feed at twitter.com/Capitals.

NHLMedia.com

The NHL's password-protected media site includes statistics, press releases, game notes, credential applications and pdf files of every team's media guide. To access the site, visit <http://media.nhl.com>

MEDIA FACILITIES – VERIZON CENTER

Media Entrance

The media entrance to Capital One Arena is located between 6th Street and F Street. Credentials to Capitals games may be picked up at the media entrance, which is open from three hours prior to game time until the midway point of the first period. All media must show a photo ID and are subject to a security search. Media attending home morning skates and games will no longer be able to access the event level through stairwell one; all entry to the building must now go through security control (located on 6th street between F & G).

Press Work Area and Press Lounge

The new press work area and press lounge are located on the Event Level (ice level). The press lounge is located directly adjacent to the media work area directly next to stairwell one. An additional work area will be set up in the Capitals Interview Room and on the Wizards basketball court. All post-game press conferences will take place on the Wizards basketball court. Meals are served buffet style, catered by Aramark, two hours prior to game time and media members will be charged \$10 per meal (receipts provided). All food must be consumed in the press lounge and may not be taken to the press box. The press work area is located in the same room adjacent to the press lounge. There are reserved seats for beat media and additional work spaces with telephones and wireless Internet access.

Press Box

The press box is on the sixth floor of Capital One Arena on the penalty box side of the ice. Seats are on an assigned basis only. Please check the seating charts in the press room or press box, or check with the press box attendant for your seat assignment. The press box features wireless Internet access. In order to ensure seating in the press box, it is necessary for all media to notify the Capitals media relations staff of their attendance by 2 p.m. the day prior to the game. If you do not have an assigned seat, please check with a member of the media relations staff.

Media Parking

Media parking at Capital One Arena is extremely limited and assigned prior to the season. There are numerous lots within walking distance of Capital One Arena, and Capital One Arena is adjacent to the Gallery Place/Chinatown Metro Station. Gallery Place can be reached on the Red, Yellow and Green lines. It is also one stop away from Metro Center, which provides service to the Blue, Orange and Silver lines.

Photography

Capital One Arena has a limited number of photo positions. All photo positions will be assigned prior to the game by team photographer Patrick McDermott (patrick@patrickmcdermott.com). Daily print and wire service receive priority for the prime positions. Freelance photographers will not receive credentials; all photographers must be on assignment. Still photographers must receive permission in advance from a member of the media relations staff for postgame admission to the Capitals locker room.

MEDIA FACILITIES – KETTLER CAPITALS ICEPLEX

Work Room

Kettler Capitals Iceplex features a media work room adjacent to the ice, near the entrance of the Capitals locker room. The work room features Ethernet cables and complimentary wireless Internet access.

Media Information

Pregame

The Capitals locker room is closed prior to game time, although requested players will be made available during a 30-minute window beginning two hours prior to faceoff, with priority given to broadcast rightsholders.

Television networks, including rightsholders, requesting pregame interviews with a player are asked to request these times prior to or during the morning skate. Head coach Barry Trotz is available to the media following all morning skates at Kettler Capitals Iceplex. Those media members who are unable to attend that day's morning skate and wish to interview Trotz at Capital One Arena must contact Capitals vice president of communications Sergey Kocharov (skocharov@washcaps.com) prior to the morning skate to arrange a time to meet with Trotz before the game.

Postgame

The Capitals locker room will be open to working media five minutes after the conclusion of the game. Head coach Barry Trotz's press conference will follow approximately 15 minutes after the game on the Wizards' practice court.

If the media wishes to interview a player who is not present in the locker room, contact a Capitals media relations representative who will locate the player.

Video

All outlets are prohibited by the National Hockey League from shooting game footage of any Capitals game being played at Capital One Arena.

Television and online outlets are welcome to shoot Capitals practices, but are restricted to broadcasting five minutes of on-ice video content from any one practice. There is no limit to the length of interviews that outlets may broadcast. Please note that all media members (except for rightsholders and local television affiliates) are prohibited from shooting video or still photography of post-game player interviews in the Capitals locker room.

Players' Personal Telephone Numbers

At no time will a player's home or mobile phone number be released to either the media or the public unless the player specifically authorizes such release. Members of the media attempting to reach players must do so through the Capitals media relations staff; failure to do so, regardless of a media member's existing relationship with a player, may result in forfeiture of credentials.

Team Medical Rooms

Team medical rooms located at Capital One Arena, Kettler Capitals Iceplex or any other practice facility are off limits to the media at all times.

Autographs

Media attending Capitals practices or games are strictly forbidden from requesting autographs. Any person with a media pass observed asking players for autographs will be asked to leave and may not be granted credentials in the future.

DIRECTIONS TO CAPITAL ONE ARENA

From National Airport – Take I-395 North to 12th Street exit (stay left) ... right onto Constitution Avenue, NW ... left onto 6th Street, NW

From BWI Airport – Take Baltimore/Washington Pkwy. (I-295 South) to US Rt. 50 ... US Rt. 50 West toward Washington (New York Avenue, NE) ... left on 6th Street, NW

From Dulles Airport – Take Dulles Toll Road (Rt. 267 East) to I-66 East (becomes Constitution Avenue, NW) ... left on 6th Street, NW

From Metrorail – Verizon Center is located at the Gallery Place/Chinatown stop on the Red, Yellow and Green lines and just blocks from Metro Center on the Orange and Blue lines

DIRECTIONS TO KETTLER CAPITALS ICEPLEX

From Washington, D.C. – Take Constitution Ave. west, toward the Lincoln Memorial ... take I-66 West ... take exit 71/Glebe Rd. and take a left on to Glebe Rd. ... pass Wilson Blvd. and the rink is on the eighth level of the parking garage attached to Ballston Common Mall.

From National Airport – Take George Washington Parkway North toward Arlington ... take I-66 West ... take exit 71/Glebe Rd. and take a left on to Glebe Rd. ... pass Wilson Blvd. and the rink is on the eighth level of the parking garage attached to Ballston Common Mall.

From Dulles Airport – Dulles Toll Road (Rt. 267 East) to I-66 ... take I-66 East ... take exit 71/Glebe Rd. and take a right on to Glebe Rd. ... pass Wilson Blvd. and the rink is on the eighth level of the parking garage attached to Ballston Common Mall.

From BWI Airport – Take I-195 West to I-95 ... take I-95 South to the Capital Beltway (I-495) ... take I-495 West into Virginia ... take George Washington Parkway South ... take I-66 West ... take exit 71/Glebe Rd. and take a left on to Glebe Rd. ... pass Wilson Blvd. and the rink is on the eighth level of the parking garage attached to Ballston Common Mall.

From Metrorail – Kettler Capitals Iceplex is located two blocks from the Ballston stop on the Orange line ... Follow Stuart Street (or take the skywalk) to Ballston Common Mall and take the parking garage elevators to the eighth level.



Washington Capitals Club Directory

Kettler Capitals Iceplex • 627 North Glebe Road, Suite 850 • Arlington, VA 22203

Ownership (Monumental Sports & Entertainment)

| | |
|---|-------------------------|
| Founder, Chairman, Majority Owner and CEO | Ted Leonsis |
| Vice Chairman and Capitals President | Dick Patrick |
| Vice Chairman | Raul Fernandez |
| Vice Chairman and Mystics President, Managing Partner | Sheila Johnson |
| MSE Partner and Managing Partner, AFL | Roger Mody |
| MSE Partner | David Blair |
| MSE Partner | Scott Brickman |
| MSE Partner | Neil Cohen |
| MSE Partner | Jack Davies |
| MSE Partner | Richard Fairbank |
| MSE Partner | Michelle DiFebo Freeman |
| MSE Partner | Richard Kay |
| MSE Partner | Jeong H. Kim |
| MSE Partner | Mark D. Lerner |
| MSE Partner | Anthony Nader |
| MSE Partner | Laurene Powell Jobs |
| MSE Partner | Fred Schaufeld |
| MSE Partner | Earl Stafford |
| MSE Partner | George Stamas |
| MSE Partner | Cliff White |

Hockey Operations

| | |
|---|-----------------|
| Senior Vice President, General Manager & Alternate Governor | Brian MacLellan |
| Assistant General Manager, Dir. of Legal Affairs | Don Fishman |
| Assistant General Manager | Ross Mahoney |
| Director of Player Personnel | Chris Patrick |
| Director of Hockey Operations | Kris Wagner |
| Director of Player Development | Steve Richmond |
| Director of Goaltending | Mitch Korn |
| Professional Development Coach | Olie Kolzig |
| Director of Team Services | Rob Tillotson |
| Director of Hockey Analytics | Tim Barnes |
| Manager of Hockey Analytics | HT Lenz |
| Hockey Operations Assistant | Jeremy Sinton |

Coaching Staff

| | |
|-------------------------|-----------------|
| Head Coach | Barry Trotz |
| Associate Coach | Todd Reirden |
| Assistant Coach | Blaine Forsythe |
| Assistant Coach | Lane Lambert |
| Goaltending Coach | Scott Murray |
| Video Coach | Brett Leonhardt |
| Video Analyst | Tim Ohashi |

Minor League Staff

| | |
|--|---------------|
| Head Coach, Hershey Bears | Troy Mann |
| Assistant Coach, Hershey Bears | Reid Cashman |
| Assistant Coach, Hershey Bears | Ryan Murphy |
| Associate Goaltending Coach | Alex Westlund |
| Athletic Trainer, Hershey Bears | Murphy Lautua |
| Strength and Conditioning Coach, Hershey Bears | Mike Wagner |
| Video Assistant, Hershey Bears | Mike King |

Scouting Staff

| | |
|---|---------------------|
| Head Amateur Scout | Steve Bowman |
| Pro Scout/Minor League Operations | Jason Fitzsimmons |
| Scout | Darrell Baumgartner |
| Scout | Matt Bradley |
| Scout | Danny Brooks |
| Scout | Alan Haworth |

| | |
|-------------|------------------|
| Scout | Phil Horner |
| Scout | Peter Ihnacak |
| Scout | Ed McColgan |
| Scout | Martin Pouliot |
| Scout | Terry Richardson |
| Scout | Brian Sutherby |
| Scout | A.J. Toews |
| Scout | Mats Weiderstal |

Medical Staff

| | |
|---------------------------------------|--------------|
| Head Athletic Trainer | Jason Serbus |
| Assistant Athletic Trainer | Michael Booi |
| Strength and Conditioning Coach | Mark Nemish |
| Massage Therapist | Cleo Bates |

Equipment Staff

| | |
|-----------------------------------|--------------|
| Head Equipment Manager | Brock Myles |
| Assistant Equipment Manager | Craig Leydig |
| Equipment Assistant | Dave Marin |
| Locker Room Assistant | Ray Straccia |

Monumental Sports Executives

| | |
|---|-------------------|
| President of Business Operations | Jim Van Stone |
| President of Venues | David Touhey |
| Chief Financial Officer | Peter Biche |
| Executive Vice President and General Counsel | Randy Boe |
| Senior Vice President of Team Finance | Keith Burrows |
| Senior Vice President, Chief of Staff | Monica Dixon |
| Senior Vice President of Global Partnerships | Patrick Duffy |
| Senior Vice President and GM, Monumental Sports Network | Zach Leonsis |
| Senior Vice President of Marketing | Hunter Lochmann |
| Senior Vice President of Capitals Sales & Arena Events | Darren Montgomery |
| Senior Vice President of Executive Suites | Rick Moreland |
| Senior Vice President of People & Culture | Kelly Skoloda |
| Senior Vice President of Ticket Operations | Chris Sheap |
| Senior Vice President of Administration | Michelle Trostle |
| Vice President of Communications, MSE | Kate Bedingfield |

Administration

| | |
|---|------------------|
| Senior Director of Information Technology | Brian McPartland |
| Office Assistant | Valerie Howell |
| Receptionist | Chuquita Pettus |

Communications

| | |
|---|------------------|
| Vice President of Communications | Sergey Kocharov |
| Manager of Media Relations and Content | Tommy Chalk |
| Manager of Communications and Publicity | Megan Eichenberg |
| Senior Editor and Content Strategist | Mike Vogel |

Monumental Sports & Entertainment Foundation

| | |
|--|----------------|
| Executive Director, MSE Foundation | Elizabeth Pace |
| Manager, MSE Foundation | Kelly Compton |
| Coordinator, MSE Foundation | Michael Pierce |

Broadcasting

| | |
|--|--------------|
| Senior Director of Radio Broadcasting/Radio Play-by-Play | John Walton |
| Radio Analyst | Ken Sabourin |

Washington Capitals Club Directory

Marketing

Vice President of Marketing..... Mike Hutchinson
 Director of Marketing Megan Garner
 Manager of Amateur Hockey and Alumni Relations Jessie Thompson
 Manager of Marketing and Fan Development Liz Wardlow
 Director of Advertising..... Kristie Shields
 Director of Digital Media James Heuser
 Digital Media Coordinator..... Zach Guerette
 Managing Web Developer Maggie Wenz
 Director of Community Relations Peter Robinson
 Community Relations Coordinator..... Heidi Hafker
 Director of Game Entertainment..... Tyler Hines
 Game Entertainment Manager Brian Gleason
 Mascot Coordinator..... Andrew Hill
 Graphic Designer Andrew Mattice

Global Partnerships

Vice President of Global Partnerships..... Roger Moskowitz
 Vice President of Global Partnerships..... Chris Quinn
 Vice President of Global Partnerships..... Bob Rossi
 Vice President of Global Partnerships..... Lee Stacey
 Vice President of Global Partnerships..... Lew Strudler
 Senior Director of Global Partnerships..... Michael Merolla
 Senior Director of Global Partnership Solutions..... Greg Monares
 Senior Director of Global Partnership Strategy and Development..... Amanda Tischler
 Director of Global Partnerships..... Tim Goldwater
 Manager of Global Partnership Strategy..... Mallory Walker
 Director of Global Partnerships..... John Blume
 Director of Global Partnerships..... Erik Leibovitz
 Director of Global Development..... Qiao Sun
 Global Partnerships Account Executive..... Zack Collins
 Global Partnerships Account Executive..... Garrett Scanlon
 Global Partnerships Account Executive..... Jeff Zamara
 Senior Manager of Global Partnership Marketing Andrea Martynec
 Senior Manager of Global Partnership Marketing Lauren McDermott
 Senior Manager of Global Partnership Marketing Letitia Petrillo
 Senior Manager of Global Partnership Marketing..... Mindy Pipes
 Global Partnership Marketing Manager..... Megan Ayala
 Global Partnership Marketing Manager..... Jack Dennehy
 Global Partnership Marketing Manager..... Matt Kronzek
 Global Partnership Marketing Manager..... Haley Leonard
 Global Partnership Design Manager..... Britton Spark
 Global Partnership Design Coordinator..... Katherine Spence

Finance

Senior Director of Accounting..... Jill Ruehle
 Staff Accountant Mary Clamp
 Accounts Payable Alex Guerere

Ticket Sales & Service

Director of Membership Services Greg Gosselin
 Senior Membership Services Manager..... Tony Pimpinella
 Membership Services Manager..... Alexandra Bryne
 Membership Services Manager..... Max Cross
 Membership Services Manager..... Josh Frishberg

Membership Services Manager..... Samantha Kurdyla
 Membership Services Manager..... Katherine Mann
 Membership Services Manager..... Alec Minicucci
 Membership Services Manager..... Allie Smith
 Membership Services Manager..... Cody Taturan
 Membership Services Manager..... Laura Turnbull
 Director of Ticket Sales..... Steve Zarick
 Director of Ticket Operations..... Jordan Cookler
 Senior Manager of Ticket Operations..... Steve Kaufman
 Assistant Manager of Ticket Operations Christian Jensen
 Senior Regional Sales Manager..... Jaclyn Benjamin
 Regional Sales Manager..... Matt Bechtel
 Regional Sales Manager..... Josh Espo
 Regional Sales Manager..... Aaron Freeman
 Regional Sales Manager..... Cliff Gault
 Regional Sales Manager..... Zach Gezo
 Regional Sales Manager..... Matthew Heithaus
 Regional Sales Manager..... Devin Mauck
 Regional Sales Manager..... Peter Sullivan
 Ticket Sales and Service Coordinator..... Ellie Gilbert
 Director of Arena Events..... Jill Buxbaum
 Senior Manager of Corporate Sales..... Jimm Bonk
 Senior Manager of Corporate Sales..... Jim Anderson
 Senior Manager of Corporate Sales..... Pete Sekulow
 Manager of Corporate Sales Mark Cormack
 Director of Amateur Hockey Sales Tim Bronaugh

Suites

Senior Director of Sales..... Richard Garrard
 Senior Director of Sales..... Greg Turner
 Senior Director of Sales..... Bruce Zalbe
 Sales Manager Brian Dean
 Sales Manager Vldy Entin
 Sales Manager Ron Potter
 Sales Manager Evan Waghelstein
 Director of Client Services Lorin Hranicka
 Client Services Manager Tricia Aoki
 Client Services Manager Rachel Northridge
 Sales Service Manager Kiara Prather
 Senior Director of Operations..... Kerry Gregg
 Assistant Director of Operations..... Sharlett Nobles
 Box Office Manager..... Stephanie Zok

Television Rightsholder

Television Rights Holder NBC Sports Washington
 Television Play-by-Play..... Joe Beninati
 Television Analyst Craig Laughlin
 Television Reporter Al Koken
 Studio Analyst Alan May





Ted Leonsis

Founder, Chairman, Majority Owner and Chief Executive Officer Monumental Sports & Entertainment

Wizards (NBA), Washington Mystics (WNBA), Washington Valor (AFL), Baltimore Brigade (AFL), Capital City Go-Go (NBA G League) and Capital One Arena in downtown Washington, D.C. The partnership operates Kettler Capitals Iceplex, the Washington Capitals' training facility and front office headquarters, and George Mason University's EagleBank Arena. Monumental is also co-owner of aXiomatic, which has controlling interest in global esports franchise Team Liquid; Mr. Leonsis is co-executive chairman of aXiomatic. In addition, Monumental has launched Wizards District Gaming, which plays in the NBA's NBA2K esports league.

Monumental -- a sports, entertainment, media and technology company -- was formed in June 2010 and serves a thriving regional sports community. It is the only privately held company in a top-10 market to own and operate six professional sports teams and an arena.

The company also owns Monumental Sports Network, a first-of-its-kind regional sports network for digital, mobile and over-the-top platforms that allows users to access content whenever and wherever they want.

Monumental and NBC Sports Washington, part of the NBC Sports Group, have developed an advanced media partnership that includes NBCSW's exclusive media rights to the Capitals and Wizards, and saw Monumental become an equity partner in NBCSW. NBC Sports Group has also invested in Monumental Sports Network, creating a cross-equity leadership structure.

Beginning in the fall of 2018, as part of a joint venture with the D.C. mayor's office and Events DC, Monumental will lease space in a new entertainment and sports facility in Ward 8 in Southeast Washington. The new venue and basketball facility will include practice courts for the Wizards and serve as the Mystics and Go-Go home court. The arena is part of the St. Elizabeths East Campus redevelopment and is expected to generate significant expansion of arts, cultural, entertainment and civic programming. This project is designed to be a catalyst for new opportunities in Ward 8 and citywide and create a destination for residents and visitors.

Mr. Leonsis serves on the board of governors for the NBA and NHL as well as on the executive committee of the NHL. He previously was chairman of the NBA media committee.

Revolution and Venture Capital Investor

Mr. Leonsis is a cofounder and partner at Revolution Growth, which invests speed-up capital in businesses outside of Silicon Valley that are leveraging technology and new models to disrupt existing, multi-billion dollar industries. The firm makes a select group of investments each year, typically investing \$25-50 million per deal, and invests in some of the economy's largest sectors including sports, media, entertainment and education technologies, transportation, energy, financial services, food and government services. Investments include companies such as Sportradar USA, DraftKings, Bedrock Manufacturing (parent company of Shinola and Filson), Resonate, Otoro, CustomInk, Cava and sweetgreen. He also serves on the boards of several public companies ranging from American Express to Groupon.

He also has made investments and owned equity in numerous companies, including Google, AOL, Revolution Money, AddThis, Preview Travel (Travelocity), GridPoint, Inside.com, MobilePosse, ObjectVideo, Vox Media, Zedge, Triporati, Personal, I-Village, Proxicom, Cricket Media, MediaBank, Two Harbors, Videology, Algentis, Social Radar and Forbes' Travel Guide.

Filmmaker and Digital Entrepreneur

Mr. Leonsis created and produced the award-winning film Nanking. The film premiered at the 2007 Sundance Film Festival and was awarded the Documentary Editors Award. The film went on to win a Peabody Award and an Emmy Award. The film was distributed theatrically, appeared on HBO and is one of the most viewed documentaries of all time because of its wide distribution in theater and on television throughout China. Mr. Leonsis also produced the documentary film Kicking It, which premiered at the 2008 Sundance Film Festival and aired on ESPN. He then produced A Fighting Chance, which aired on ESPN in 2010. In 2013 he produced Lost for Life, a documentary that explores juvenile offenders who have been sentenced to life without parole. Lost for Life was broadcast in 58 countries in 2014 and garnered both critical acclaim and ratings success. Most recently he produced the documentary We the People: The Market Basket Effect, which aired on Pivot and iTunes and was released theatrically.

Mr. Leonsis is the founder and chairman of ViewLift, a full-service content distribution platform for the web, OTT and mobile, which empowers media companies, sports leagues and teams, education providers and others to monetize their content through native branded apps on every major digital device. ViewLift offers a complete end-to-end solution for creating, launching and monetizing video applications across 28 device platforms, including mobile, over-the-top, connected TV and game consoles. Mr. Leonsis also is the founder, chairman and largest shareholder in SnagFilms, which has more than 5,000 movies, TV show episodes, documentaries and original comedy shorts in its free, online digital library.

Philanthropy

Through the Leonsis Foundation, his sports teams, the Monumental Sports & Entertainment Foundation, SnagFilms and his family's personal giving, Mr. Leonsis supports hundreds of charities each year. In 2015 Mr. Leonsis was named chairman of the board of DC-CAP (District of Columbia College Access Program), which is dedicated to encouraging and enabling D.C. public high school students to enroll in and graduate from college.

Other highlighted charities and causes include Best Buddies, DC Central Kitchen, See Forever Foundation, Venture Philanthropy Partners, Street Soccer USA, YouthAIDS, GlobalGiving.org, College Success Foundation - District of Columbia, Potomac School, Georgetown University, Children's Hospital, Potomac Valley Amateur Hockey Association, Salvation Army Angle Tree, Alliance for Lupus Research, Serve DC, Fort Dupont Ice Arena and Ice Hockey Club, USO of Metropolitan Washington, Capital Area Food Bank, Flashes of Hope, Inova Health System Foundation, UNICEF, obesity prevention and numerous local schools and cancer research and awareness programs.

As the former vice chairman of Washington 2024, Mr. Leonsis assumed a leading role in guiding the region's bid for the 2024 Summer Olympic and Paralympic Games. In June 2014 the United States Olympic Committee identified Washington and three other cities as potential locations.

AOL

During his almost 14-year career at AOL, Mr. Leonsis served as president of America Online Services Company, president of AOL Studios, president of AOL Web Properties, vice chairman and president of AOL Core Services, vice chairman and president of AOL Audience Business and vice chairman emeritus. The company recorded its greatest levels of innovation and growth under his leadership, and in May 2010 AOL named a central office tower The Leonsis Creative Center in his honor. Mr. Leonsis retired from active management of AOL in 2006.

Author

Mr. Leonsis has authored numerous books, including Blue Magic: The People, Power and Politics Behind the IBM PC and The Business of Happiness: 6 Secrets to Extraordinary Success in Work and Life.

Leonsis Facts

- Blogs regularly at Ted's Take (TedsTake.com)
- Previously served a 12-year term on the board of directors at Georgetown University
- Coined term "filmanthropy" to signify films that shine a light on important topics and activate charitable giving (2006)
- Created a 101-item life-list following an early 1980s reckoning and has checked off 83 of the 101 things to do
- Founded the first new media company: Redgate Communications in 1986
- Coined the phrase "New Rules - New Media" in 1987
- Co-invented successful board game "Only in New York" (1983)
- Founded six personal computer magazines between 1981 and 1988
- Served as mayor of Orchid, Fla. (1990-94)

Awards and Honors

- Peabody Award
- Sports Business Journal 50 Most Influential People in Sports Business
- Washington Business Man of the Year
- Washingtonian of the Year
- Georgetown University John Carroll Award
- United States Sports Academy Theodore Roosevelt Meritorious Achievement Award
- Greater Washington Urban League Unsung Philanthropist Award
- TAPS Engaged Philanthropist Award
- Tech Council of Maryland Lifetime Achievement Award



Dick Patrick

Vice Chairman, Monumental Sports & Entertainment President, Washington Capitals

Dick Patrick has been part of the Washington Capitals organization since 1982 and was one of Ted Leonsis's original partners when Monumental Sports & Entertainment was formed in June 2010. Mr. Patrick is president of the Capitals and vice chairman of Monumental Sports & Entertainment. For the first five years of MSE's existence, Mr. Patrick also assumed initial responsibility as chief operating officer and was involved in all facets of operating three professional sports franchises – the Capitals, Washington Wizards and the Washington Mystics – and Capital One Arena.

As president of the Capitals' franchise for more than two decades, he continues to lead the club with his tireless effort and intense desire to continue a family tradition – engraving the Patrick name onto the Stanley Cup.

For three generations the family name of Patrick has been synonymous with the sport of hockey and the National Hockey League. Mr. Patrick's grandfather, Lester Patrick, was the longtime coach and general manager of the New York Rangers. In his honor the Lester Patrick Trophy is awarded annually for "outstanding service to hockey in the United States." It was Lester who instilled in his family the desire to remain active in the advancement of the sport of hockey and the National Hockey League. Mr. Patrick's father, Muzz, and uncle, Lynn, both played on the 1940 New York Rangers team that captured the Stanley Cup. In October 2012, Dick Patrick was awarded the Lester Patrick Trophy for his contributions to hockey in the United States.

Mr. Patrick's cousin, Craig Patrick, played for the Capitals from 1977-79. He won two Stanley Cups as general manager of the Pittsburgh Penguins and was enshrined in the Hockey Hall of Fame in November 2001 in the "builder" category.

Before Mr. Patrick's arrival, the Capitals had never advanced to postseason play. In his 34 seasons with the club, Washington has qualified for the playoffs 26 times – including the team's run to the Stanley Cup finals in 1998 and three Presidents' Trophy-winning teams (2009-10, 2015-16, 2016-17).

In addition to his commitment to the Capitals, Mr. Patrick previously served as co-chairman of the Washington, D.C., Division of the Fighting Blindness League. FBL, a charity event sponsored by the National Hockey League, benefits the Foundation Fighting Blindness in the fight against retinal degenerative diseases. Held in nine NHL cities on the eve of the Stanley Cup playoffs, FBL gives participants the chance to "own" an imaginary NHL franchise and participate in a rotisserie-style fantasy draft of NHL players.

Born in 1946 in Victoria, B.C., Mr. Patrick grew up in the United States. He earned his undergraduate degree from Dartmouth College and a law degree from the Washington College of Law at American University. He has developed commercial real estate in the Washington, D.C., area for more than 20 years and, while raising children who have skated within local youth hockey programs, he has been instrumental in increasing the Capitals' involvement in youth programs throughout the area.

Mr. Patrick, who joined the Capitals prior to the 1982-83 season, guides the team on a daily basis. The former chairman of the NHL Finance Committee, Mr. Patrick has been instrumental in the Capitals' long-term success as a franchise both on and off the ice. Mr. Patrick was a leader in the conception and development of Kettler Capitals Iceplex, the team's state-of-the-art training center and office building that opened in 2006 in Arlington, Va.



Monumental Sports & Entertainment

Monumental Sports & Entertainment (“MSE”) is one of the largest integrated sports and entertainment companies in North America with one of the most diverse partnership groups in all of sports. MSE owns and operates six professional sports teams: the NBA’s Washington Wizards, NHL’s Washington Capitals, WNBA’s Washington Mystics, the AFL’s Washington Valor and Baltimore Brigade and the NBA G League’s Capital City Go-Go. MSE is co-owner of aXiomatic, which has controlling interest in global esports franchise Team Liquid, and MSE has launched Wizards District Gaming, which plays in the NBA’s NBA2K esports league. The company owns and operates Capital One Arena, the premier sports and entertainment venue in the mid-Atlantic, based in the center of Washington, D.C. The company also oversees the management of Kettler Capitals Iceplex, the state-of-the-art training facility for the Capitals, and George Mason University’s EagleBank Arena. The company has partnered with Washington D.C. and Events DC to build a new state-of-the-art Entertainment and Sports Arena at the St. Elizabeths campus in Ward 8 in Southeast Washington, D.C. which will become the practice facility for the Washington Wizards and home court of the Washington Mystics and Capital City Go-Go beginning in fall 2018. Monumental Sports Network, a digital platform that covers the region’s sports and entertainment news across mobile and OTT streaming devices, is also owned by MSE.



Raul Fernandez

Vice Chairman, Monumental Sports & Entertainment

Raul Fernandez has been a serial technology entrepreneur since the early 90’s. He is currently the chairman of ObjectVideo, a private technology company that develops video analytics software for automated security surveillance. He is also a special advisor to General Atlantic Partners, a growth equity firm with more than \$17 billion under management. Mr. Fernandez founded Proxicom, an internet services company he started in 1991 with \$40,000 in savings. After taking Proxicom public in 1999 and growing his business to more than \$200 million in revenue, he sold it to Dimension Data in 2001. Mr. Fernandez serves on the board of Kate Spade (formerly Liz Claiborne); EXP, Inc., a Toronto-based engineering and consulting firm; ValueOptions, the nation’s largest independent behavioral healthcare company and Network Solutions, the leader in web-based domain name and related services.

Mr. Fernandez, a native Washingtonian, is an active philanthropist in D.C. regional non-profits, focusing his energy primarily on educational reform. In 2000, he co-founded Venture Philanthropy Partners, a philanthropic investment organization based in Washington, DC. Mr. Fernandez is Chairman of Fight For Children and sits on various other non-profit boards, including America’s Promise, CharityWorks, the D.C. College Access Program (DCCAP), the D.C. Public Education Fund, the Fernandez Foundation and Smithsonian Institute. He holds a bachelor’s degree in economics from the University of Maryland.

Sheila C. Johnson

Vice Chairman, Monumental Sports & Entertainment
President and Managing Partner, Washington Mystics

Sheila C. Johnson is an entrepreneur and philanthropist whose accomplishments span the arenas of hospitality, sports, TV/film, the arts, education, women’s empowerment and community development.

In 2005, she founded Salamander Hotels & Resorts and now oversees a growing portfolio of luxury properties. Grand Golf Resorts of Florida features three golf and family resorts reaching from the Gulf to the Atlantic – Innisbrook Resort near Tampa, Reunion Resort in Orlando, and Hammock Beach Resort in Palm Coast. The luxurious Salamander Resort & Spa opened on August 29, 2013 in Middleburg, Virginia, in the heart of Virginia’s horse and wine country. The latest project, The Henderson, a Salamander Beach Resort will open June 2017.

As vice chairman of Monumental Sports & Entertainment and president and managing

partner of the WNBA’s Washington Mystics, Ms. Johnson is the first African-American woman to have a stake in three professional sports teams, including the Washington Wizards (NBA) and the Washington Capitals (NHL). As a founding partner of BET (Black Entertainment Television), she pioneered modern television programming and created the award-winning program Teen Summit, an issues-oriented talk show for the network’s youth viewers. Currently Ms. Johnson produces films that convey a strong humanitarian message, with completed projects including Kicking It, A Powerful Noise, She Is the Matador and The Other City, a critically acclaimed documentary about the HIV/AIDS crisis in Washington, D.C. Her latest film, Lee Daniels’ The Butler, was distributed by Harvey Weinstein and was nominated for several Screen Actor Guild awards.

Sheila serves on the Board of Governors for Parsons School for Design in New York as well as on the boards of Harvard Kennedy School Board Center for Public Leadership and the Executive Committee of the USGA. In 2006, Ms. Johnson was named global ambassador for CARE, a leading aid organization that fights global poverty by empowering women.

An accomplished violinist, Ms. Johnson earned a bachelor of arts in music from the University of Illinois as well as honorary degrees from numerous other institutions. A mother of two, she lives in Middleburg, Va., with her husband, the Honorable William T. Newman Jr.

Monumental Sports & Entertainment Partners


Scott Brickman is the managing director of Long Grove Capital an investment firm which invests in a broad array of businesses. The firm has a special focus on enterprises with social missions. Mr. Brickman is the retired Chairman and CEO of the Brickman Group, the nation’s largest landscape services company which under his leadership grew from a handful of regional branches to 170 branches throughout the country employing over 12,000 associates. Mr. Brickman also serves as a senior advisor to Kohlberg and Co. and the Conscious Leader Group. He sits on the boards of Osmore, Aegis and Product Lab.

Mr. Brickman and his wife, Patrice, are active philanthropists focusing primarily on poverty, homelessness and education. He sits on the board of Catholic Charities, The Don Bosco Cristo Rey School, Neediest Kids, and is a member of Venture Philanthropy Partners.

Neil D. Cohen is the CEO of Snapfish.com and President and Chief Executive Officer of District Photo Inc., which is the largest direct-to-consumer digital print, variable data printer and gift fulfillment service in the world. Mr. Cohen started with the company in 1976 and has been president and CEO since 1989. The company, which has facilities in Beltsville, Md., Chambersburg, Pa., Phoenix and Newton Abbott in the United Kingdom, provides services to most major on-line providers, major retailers and to its company-owned brands. Prior to the digital revolution, District Photo was the largest independent mail order and wholesale photo film processor in the United States and the United Kingdom.

Mr. Cohen, a native of Washington, D.C., is the past president of the Photo Marketing Association International. He is also involved in numerous business groups, including the World Presidents’ Organization, and a wide range of philanthropic organizations serving children’s needs, education, faith-based organizations and health-related causes, frequently holding committee or chair responsibilities in these groups.

Jack Davies was the founder and president of AOL International and now serves on the board of directors of Scholastic, the global children’s publishing and media company. Prior to joining AOL in 1993, Mr. Davies was managing director of Citicorp’s London-based consumer mortgage business after serving as vice president, Europe, for RCA Records. He began his career at General Electric where he held numerous senior consumer marketing positions. Mr. Davies earned an MBA in marketing (1973) and a bachelor’s degree in political science (1972) from the University of Rochester.



Monumental Sports & Entertainment

Richard D. Fairbank is founder, chairman and chief executive officer of Capital One Financial Corporation, a broadly diversified financial services company ranked 124th on the Fortune 500. Mr. Fairbank founded Capital One in 1988 based on his belief that the power of information, technology and testing could be harnessed to bring highly customized financial products directly to consumers. Headquartered in McLean, Va., Capital One is the eighth largest bank in the United States, offering a broad spectrum of financial products and services to consumers, small businesses and commercial clients. Additionally, Capital One has international businesses in the United Kingdom and Canada.

Capital One has been widely recognized for its entrepreneurial culture, progressive work place, and community engagement. Capital One has been named to: Fortune's 100 Best Companies to Work For, Working Mother's 100 Best Companies, Forbes Best Employers in the United States and named a Top Companies for Leaders by AON Hewitt Associates.

Mr. Fairbank has been recognized for his community and industry leadership, including his 2008 appointment to the President's Council on Service and Civic Participation. He also was honored as a 2008 Washington Business Hall of Fame Laureate and was named 2006 Banker of the Year by the American Banker. Mr. Fairbank has also been recognized as one of the top "100 CEO Leaders In STEM" by STEMconnector in partnership with US News and World Report, the Business-Higher Education Forum and Fortune magazine. Mr. Fairbank holds an MBA from the Stanford Graduate School of Business and a bachelor's degree in economics from Stanford University.

Michelle D. Freeman is the owner and CEO of the Carl M. Freeman Companies, a 69-year-old Real Estate company, which specializes in land acquisition, land planning, development and redevelopment and the management of award-winning, amenity-rich residential communities, neighborhood shopping centers and commercial properties. Freeman Companies also owns and operates three golf courses including, Bayside, an 18-hole, award-winning Jack Nicklaus Signature Course in Fenwick Island, Delaware.

Ms. Freeman is president and chairman of the Carl M. Freeman Foundation, which has been giving grants to organizations where her employees live, work and play since 1947. She is the founding Chairman of the Joshua M. Freeman Foundation, which honors her late husband Joshua Freeman. She was the visionary of the Foundation's first program: The Freeman Stage at Bayside. A founding member of Venture Philanthropy Partners, Ms. Freeman serves on the board of Charity Works and the Landon School in Bethesda. She has also chaired AfterDark@THEARC in South East, DC for several years and annually participates in Covenant's House Executive Sleep-Out. Ms. Freeman received the 2014 Irene and Abe Pollin Humanitarian Award on behalf of the Carl M. Freeman Foundation, Coastal Style Magazines Business Woman of the Year for 2015 as well as numerous other awards for her business and philanthropic leadership.

Ms. Freeman is active in YPO, the Urban Land Institute and the ICSC organization. In 2013, Elle Magazine named Ms. Freeman as one of the 10 Most Influential Women in Washington DC. She will continue to work with Elle Magazine in 2015 as part of their "#ELLEAGENDA" Forum to communicate current women's issues and initiatives. Ms. Freeman has three children: Nicholas, Benjamin and Juliana Freeman.

Richard Kay is currently chairman of Sentrillion Inc., a border security, cyber-security, information assurance and healthcare managed services company. He is the former founder, chairman and CEO of OTG Software, a data storage software company that he founded in 1992. OTG became the leader in online data storage solutions. OTG was acquired by Legato Systems in 2002 and Mr. Kay remained on the board of directors until the acquisition of Legato Systems by EMC in 2003.

Mr. Kay currently serves on the board of directors of the University of Maryland School of Engineering. He is a special partner with ABS Capital, a multibillion dollar equity investment firm focused on healthcare, IT and media companies. Mr. Kay is also an honorary member of the board of directors of Venture Philanthropy Partners.

Jeong H. Kim is chairman of Kiswe Mobile Inc., a start up focusing on interactive mobile video. Prior to that, he was the 11th President of Bell Labs, the communication industry's most heralded research organization. His background ranges from being a CEO of a high technology start-up to senior executive of a Fortune 500 corporation. Dr. Kim's early career encompassed computer design, satellite systems design and data communications, including seven years as a nuclear submarine officer in the U.S. Navy.

Dr. Kim holds a Ph.D. in reliability engineering from the University of Maryland, a master's degree in technical management and bachelor degrees in electrical engineering and computer science from Johns Hopkins University. He received an Honorary Doctor of Engineering from Stevens Institute of Technology, and a Doctor of Science, Honoris Causa, from Postech University in South Korea. Dr. Kim has sat on numerous corporate, University and non-profit boards and currently serves on the boards of Schneider Electric SA, ARRIS Group, Inc. and the Nuclear Threat Initiative. He is a member of the National Academy of Engineering and was named one of the 10 most influential Asian Americans in business for 2005 by the U.S. Pan Asian American Chamber. In January, 2014 the government of France awarded him membership in the Legion of Honor for his services in global technology.

Mark D. Lerner, representing members of the Lerner | Cohen | Tanenbaum family, is vice chairman and a principal owner of the Washington Nationals Baseball Club and a principal of Lerner Enterprises, a Rockville, Md., based real estate development, management and investment company founded in 1952 by his father, Ted Lerner. Lerner Enterprises' development activity is mainly concentrated in the Washington, D.C., metropolitan area.

Some of the company's major projects include White Flint, White Flint North, Washington Square at 1050 Connecticut Avenue, NW, 20 M Street, SE, 2000 Tower Oaks Boulevard, The Corporate Office Centre at Tysons II, Dulles Town Center, Fallsgrove Village Center and the Greenbelt Marriott Hotel, among many others. Lerner Enterprises also has developed and manages many residential communities in the Washington, D.C., area. In addition, Lerner Enterprises is a partner in Chelsea Piers, a 30-acre sports and entertainment complex located on the Hudson River in New York City.

Mr. Lerner and his family have been involved in many worthwhile causes including the Charles E. Smith Jewish Day School, Hebrew University of Jerusalem, The George Washington University, Georgetown Day School, The Scleroderma Foundation of Greater Washington, Jewish Community Centers of Greater Washington and the District of Columbia, JCC Maccabi Games, The United States Holocaust Memorial Museum, Imagination Stage, ADL In Concert against Hate, YouthAids, Juvenile Diabetes, Junior Achievement, Food and Friends and the Washington Nationals Dream Foundation, among many others. He currently serves as a trustee of the Jewish Community Center of Greater Washington, a member of the board of Hillel at The George Washington University, the advisory board of Israel Bonds and vice president and a board member of the Washington Nationals Dream Foundation.

Roger Mody is the founder and chairman of The Mody Foundation, whose goal is to provide higher education, health-based and athletics funding for economically disadvantaged inner-city children. Mr. Mody also is an associate publisher of Inc. Magazine and has been featured on CNN. He is the former chairman and CEO of SIGNAL Corporation, an information technology services company supporting the Federal Government. SIGNAL Corporation was subsequently sold to General Dynamics. Mr. Mody and SIGNAL were the recipients of multiple industry and growth awards, including Ernst & Young High Technology Entrepreneur of the Year, KPMG Peat Marwick High Technology Entrepreneur of the Year, Small Business Administration (SBA) Entrepreneur and Business of the Year, Washington Technology Fast 50 Growth Award, Arthur Andersen's Best Practices Award for Exceeding Customer Expectations, Deloitte & Touches Fast 500 and Inc. 500, among others.

The Mody Foundation has been actively involved in the Washington-area philanthropic community, participating with the St. Jude's Children's Research Hospital, Juvenile Diabetes Research Foundation, The Orphan Network, National Multiple Sclerosis Society and the Easter Seals. The Mody Foundation also has supported Cardinals AAU Basketball, Alexandria Rising Stars Basketball, Joe Gibbs' Youth For Tomorrow and The Good Samaritan Foundation. Mr. Mody was a charter member of the Redskins Leadership Council and served as chairman of Washington's 2003 Fight Night, which raised a then record \$2 million for the Fight for Children organization. Mr. Mody is also a Director of the MSE Foundation.

Anthony Nader is Managing Director of SWaN & Legend Venture Partners. SWaN & Legend is a portfolio of widely diversified investments, including growth oriented companies, start-up ventures, domestic and international real estate holdings, and the Washington Nationals Baseball Club.

Mr. Nader is Vice Chairman at Asurion, a company that he successfully merged with his company, NEW, in 2008. He joined the upstart NEW in 1990 as Chief Operating Officer, was named President in 1999 and Chief Executive Officer in 2006. Under his leadership, NEW grew to be the largest global provider of extended service plans for the consumer electronics and appliance industry.



Monumental Sports & Entertainment



Mr. Nader serves on a number of volunteer and for-profit Boards. He currently serves as secretary of the Inova Health System Board of Trustees. He is the past chairman of the Inova Health System Foundation Board where he has served since 2001. He serves on the Board of The Cranemere Group Limited, Optoro, Inc., BigTeams, Arlington Asset Investment Corp. and is an active advisor for KIND Healthy Snacks. He is a member of Venture Philanthropy Partners, The Economic Club of Washington, DC, is a past member of the Young Presidents' Organization and is a current member of the World Presidents' Organization. Mr. Nader is a graduate of John Carroll University and holds an MBA from the Weatherhead School of Management at Case Western Reserve University. He resides in Northern Virginia with his wife, Annette, and their three children.

Laurene Powell Jobs is Founder and President of Emerson Collective, a social change organization focused on education, immigration reform, the environment and health. Established in 2011, Emerson Collective uses philanthropy, impact investing, advocacy and community activation to remove barriers to opportunity. Powell Jobs serves as board chair of College Track and The XQ Institute, as well as on the Board of Directors of Anonymous Content, Chicago CRED, Conservation International, and is co-owner of The Atlantic. She also serves on the Board of Trustees at Stanford University and the Council on Foreign Relations.

Fredrick D. Schaufeld founded NEW Corp. (now NEW Asurion Corp., where he is currently Vice Chairman) in 1983 with a \$79 investment. NEW Asurion is now the world's largest consumer product protection company, employing over 13,000 people throughout the globe.

In 2006, Mr. Schaufeld founded SWaN Investors (predecessor to SWaN & Legend) with Tony Nader and Cliff White. Mr. Schaufeld sits on the boards of Fund investments American Honors College (Quad Learning), Anonymous Content, Capital Sports Ventures, CustomInk, KIND, Social Radar and José Andrés Think Food Group. Mr. Schaufeld is an advisor to Allegro Venture Partners and OrderGroove. He is a partner in the Washington Nationals. He was an Executive Producer of the film "Breakup at a Wedding."

He and his wife, Karen, live in Virginia and are active in organizations dedicated to early childhood development, literacy, health, environment, peace and the arts. He sits on the boards of a number of non-profit organizations including: Fight for Children and the One Voice Movement. He is a member of Venture Philanthropy Partners and is an active supporter of the Schaufeld Family Heart Center of the Inova Loudoun Hospital, the Fredrick D. and Karen G. Schaufeld Lower School of Loudoun Country Day School, Leesburg, VA and the United Way Fredrick D. Schaufeld Scholarship program, Westbury, NY. He received his BA in Government from Lehigh University.

Earl Stafford founded The Stafford Foundation in 2002, a faith-based, non-profit organization founded on promoting the principles of Jesus Christ. The foundation provides support and assistance to the underserved and the socially and economically distressed in order for them to become self-reliant. The Stafford Foundation created and funded The People's Inaugural Project which brought together over 400 of the nations underserved and marginalized to witness and participate in the historic inauguration of President Obama. The foundation then launched its nationwide Doing Good campaign, created to inspire and encourage people across all socio-economic levels to get involved and volunteer their efforts to help make their communities and the world better. Mr. Stafford also serves as the Chief Executive Officer of The Wentworth Group, LLC, a privately-held holding company that provides essential business services and growth investment support to commercial, technology-focused small businesses. Prior to assuming his current position, Mr. Stafford served as the Chairman and Chief Executive Officer of Universal Systems & Technology, Inc. (UNITECH), an advanced training and simulation technology company that provided innovative solutions to solve mission-critical military, national security and counterterrorism issues worldwide.

Before entering the corporate world, Mr. Stafford had a distinguished career in the U.S. military which included service as the assistant Air Force Liaison Officer to the Federal Aviation Administration. He currently serves on the Boards of the Horatio Alger Association, the Wesley Theological Seminary, the Apollo Theater Foundation, the National Symphony

Orchestra, the Morehouse College Board of Trustees, and the Morehouse College – Andrew Young Center for Global Leadership. Mr. Stafford received a Presidential appointment to the Woodrow Wilson Center International Center for Scholars.

Mr. Stafford holds a bachelor's degree in business from the University of Massachusetts, Amherst and an MBA from Southern Illinois University. He is a graduate of the OPM executive program at Harvard Business School and holds several honorary doctoral degrees. Mr. Stafford and his wife Amanda reside in McLean, Virginia.

George P. Stamas is a senior partner in the Washington and New York offices of the international law firm Kirkland & Ellis LLP. A graduate of the Wharton School of the University of Pennsylvania (1973) and the University of Maryland Law School (1976), Mr. Stamas began his career as a special counsel in the Enforcement Division of the Securities and Exchange Commission.

He has been listed in Chambers USA: America's Leading Lawyers and Best Lawyers in America for many years and was previously named by The American Lawyer as one of the leading 45 lawyers in America under the age of 45.

Mr. Stamas was the former vice chairman of the board of Deutsche Banc Alex Brown, Inc., a founding board member of FTI Consulting (NYSE), and also serves on the boards of NexCen Brands, Inc., Gridpoint Technologies, Medicity, Inc., and MidOcean Partners. He is also a venture partner of New Enterprise Associates and is active in numerous local and national civic affairs. In addition to being a member of the Council on Foreign Relations, he is on the board of the Shakespeare Theatre Company, Leadership 100, Caves Valley Golf Club, the Baltimore Orioles, and is an Archon of the International Order of St. Andrew.

Cliff White was a founding partner and the financial architect of NEW Customer Service Companies, Inc. (NEW), the nation's leading provider of extended service plans and buyer protection programs for consumer products. Founded in 1983 with headquarters in Sterling, Va., the award-winning post-sale consumer care company through a merger in 2008 became a unit of Asurion Corporation.

Mr. White is a graduate of Lehigh University, where he currently serves on the advisory board for the Dean of the College of Business and Economics. He started his career as a CPA with Deloitte Haskins & Sells in New York City. Currently he along with two other founding members of NEW are partners in SWaN Investors, a diversified private investment fund with over two dozen investments, including the Washington Nationals Baseball Club.

Mr. White is an active philanthropist and sits on the Board of the Community Foundation of Montgomery County, where he and his wife Debbie have their family foundation. In addition to his board duties, Cliff is also on the foundation's Sharing Montgomery Grants Committee and the founder and chair of the foundation's Neighbors in Need Montgomery Fund, which assists vulnerable county residents with safety net services (food, housing & employment), workforce development, and educational opportunities. Cliff and Debbie are also donors in Venture Philanthropy Partners, an innovative philanthropic organization that makes investments in high-performing nonprofit organizations that serve children and youth of low-income families in the National Capital region, where Cliff currently serves on its board. In addition, Cliff is the Treasurer of St. Dunstan's Episcopal Church in Bethesda, MD.



Brian MacLellan

Senior Vice President, General Manager and Alternate Governor

Brian MacLellan completed his fourth season as general manager of the Capitals. MacLellan, 59, was named the sixth general manager in the Capitals history on May 26, 2014. MacLellan is in his 16th season with Washington

after serving as the team’s assistant general manager, player personnel for the previous seven seasons.

With MacLellan at the helm, the Capitals won their third-straight Metropolitan Division Trophy, the only current team on a three-year streak. Additionally, Washington finished the campaign with 105 points, their fourth-straight season with at least 100 points. That’s the first time in franchise history the Capitals have earned at least 100 points in four consecutive seasons and seventh time in the last 10 campaigns, tying the Chicago Blackhawks (7) for most 100-point seasons since 2008-09.

The Capitals won their second consecutive Presidents’ Trophy in 2016-17, marking the seventh time in NHL history a team has won the Presidents’ Trophy in consecutive seasons. Washington posted a 55-19-8 record, marking the second-most wins and third-most points (118) in a season in franchise history. The Capitals recorded 55 wins in two straight seasons (2015-16: 56, 2016-17: 55), joining the Montreal Canadiens (1975-78) as the only teams in NHL history to win 55 or more games in consecutive seasons. Washington also earned 238 points in the last two seasons, marking the most points in two straight seasons since Montreal recorded 244 points from 1977-79. Since MacLellan began as general manager in 2014-15, the Capitals lead the NHL in wins (156) and points (339).

In the 2015-16 season, Washington led the NHL with a record of 56-18-8 (120 points) and captured its second Presidents’ Trophy in franchise history (2009-10). The Capitals set franchise records in wins and road wins (27) and MacLellan was named a finalist for the 2015-16 NHL General Manager of the Year Award.

In his first season, Washington posted a record of 45-26-11 (101 points), reaching the 100 point mark for the eighth time in team history and the first since the 2010-11 season.

In his previous role, MacLellan oversaw the club’s professional scouting staff and worked closely with the team’s American Hockey League affiliate, the Hershey Bears, who won the Calder Cup in 2006, 2009 and 2010. MacLellan, who served as a pro scout for the Capitals from 2000-03 prior to his promotion to director of player personnel, assisted and advised the general manager in all player-related matters.

MacLellan, who won a Stanley Cup with the Calgary Flames in 1989, recorded 413 points (172 goals, 241 assists) in 606 games during his 10-year NHL career with the Los Angeles Kings, New York Rangers, Minnesota North Stars, Calgary Flames and Detroit Red Wings. MacLellan also won a silver medal with Team Canada at the 1985 World Championship in Prague.

The Guelph, Ont., native played hockey at Bowling Green State University from 1978-82, registering 143 points (64g, 79a) in 160 games. MacLellan’s 345 career penalty minutes rank sixth in school history. The 6’3” forward earned 63 points his freshman year, marking the second most points by a freshman in school history behind teammate George McPhee, who tallied 88 points the same season. Late in his junior season, MacLellan moved to defense, and was named an All-American defenseman and First-Team All-CCHA in 1982. MacLellan served as co-captain for the Falcons from 1980-82. He was elected to the Bowling Green Athletic Hall of Fame in 1987. MacLellan graduated with a bachelor of science in business administration from Bowling Green and earned his MBA in finance from the University of St. Thomas 1995. He went on to work at an investment consulting firm in Minneapolis before joining the Capitals as a pro scout



MacLellan, left, poses with the Capitals’ 2016 first-round pick, Lucas Johansen, at the 2016 NHL Draft in Florida.



MacLellan was named the sixth general manager in the Capitals history on May 26, 2014.



Nicklas Backstrom waves to the crowd during a ceremony honoring him as the all-time franchise leader in assists as general manager Brian MacLellan and Washington Capitals owner Ted Leonsis look on before the start of a game against the New York Rangers at Verizon Center on April 11, 2015.





Ross Mahoney Assistant General Manager

Ross Mahoney completed his fourth season as assistant general manager with Washington. Mahoney serves as the Capitals' director of amateur scouting for the previous 16 seasons. As assistant general manager, Mahoney oversees the club's developmental programs and the organization's amateur scouting staff.

Prior to joining the Capitals, Mahoney was a scout with the Buffalo Sabres and Vancouver Canucks. He has coaching experience with the University of Regina, the Western Hockey League's Regina Pats and at the international level. He coached Canada's elite under-17 program in two World Championships. In 1995 he coached Team Saskatchewan to the gold medal at the Canadian Winter Games.

Mahoney earned a degree in education from the University of Regina, where he played hockey for the Cougars. After graduating he spent 17 years as a teacher.

Mahoney played junior hockey for the Tier II Regina Pat Blues and the Regina Pats in the WHL. He also played four years at the University of Regina, helping lead his team to two national finals. Mahoney was inducted in the Saskatchewan Sports Hall of Fame in 1999.



Don Fishman Assistant General Manager, Director of Legal Affairs

Don Fishman completed his 13th season with the Washington Capitals and 10th as assistant general manager and director of legal affairs. In this role, he assists senior vice president and general manager Brian MacLellan with all aspects of the hockey operations department. Fishman manages the player contract negotiation process with all Capitals' NHL and minor league players (entry level players/rookies, restricted free agents, and unrestricted free agents) and is responsible for managing the team's salary cap. He handles player contract research and analysis, negotiation with player agents, the salary arbitration process, salary cap analyses of other NHL teams, and interpretation of NHL/NHLPA Collective Bargaining Agreement (CBA).

Fishman, who spent two seasons as director of legal affairs and hockey administration before his appointment to assistant general manager, also assists with other aspects of the Capitals hockey operations department, such as NHL regular season and preseason scheduling, department staff issues, and department budgeting. Fishman handles loans and recalls to and from Washington's minor league affiliates Hershey (AHL) and South Carolina (ECHL) as well as negotiating the Capitals' affiliation agreements with such organizations. In addition,

Fishman handles legal matters relating to other departments of the Capitals organization and the Kettler Capitals Iceplex, Arlington, Va. and his "capology" session for fans is an annual fixture at the Capitals Convention (2009, 2010 and 2011). Fishman worked with the Hershey Bears and the Norfolk Admirals to bring the two teams to Washington for the "AHL Showcase" game at Verizon Center in December 2012, the first AHL game in Washington in more than 30 years.

Prior to joining the Capitals, Fishman served as general counsel of two Washington, D.C., city government agencies, the Office of Cable Television and the Department of Parks and Recreation. In his role with District government, he worked as part of the local host committee that successfully bid for the 2009 NCAA Men's Hockey Frozen Four, held at Verizon Center in April 2009. Fishman also worked as a corporate and communications lawyer in Washington and Los Angeles with Latham & Watkins and Ervin, Cohen & Jessup.

Fishman, a native Washingtonian, graduated from Harvard College, where he served as the radio voice of Harvard hockey, and UCLA School of Law.



Barry Trotz

Head Coach

Barry Trotz completed his fourth season as head coach of the Capitals and his 19th season as an NHL head coach. Trotz, 55, became the 17th coach in Capitals history on May 26, 2014, after spending the previous 15 seasons as head coach of the Nashville Predators. Trotz was

previously the longest tenured coach in the NHL and the only coach in the Predators franchise history. Trotz ranks third all-time in both games coached (1,196) and wins (557) with a single franchise.

This season, Trotz earned his 737th career win on Dec. 30, passing Lindy Ruff for fifth place on the NHL's all-time coaching list. He would later reach the 1,500 games mark on Feb. 17, becoming the fifth coach in NHL history to coach in 1,500 games. Trotz earned his 205th Capitals win this season and now ranks second in franchise history in wins. With a career record of 762-568-60-134, Trotz is the fifth-winningest coach all-time and has coached the fifth-most games (1,524).

Trotz led the Capitals to their second consecutive Presidents' Trophy in 2016-17, marking the seventh time in NHL history a team has won the Presidents' Trophy in consecutive seasons. Washington posted a 55-19-8 record, marking the second-most wins and third-most points (118) in a season in franchise history. In addition, the Capitals set franchise records in home wins (32) and regulation and overtime (ROW) wins (53). The Capitals recorded 55 wins in two straight seasons (2015-16: 56, 2016-17: 55), joining the Montreal Canadiens (1975-78) as the only teams in NHL history to win 55 or more games in consecutive seasons.

Trotz earned his 700th NHL win on Feb. 28, 2017 against the Rangers, becoming the sixth coach in NHL history to earn 700 NHL wins. He has posted a 713-542-60-127 record in his career and ranks sixth in NHL history in wins (713) and seventh in games coached (1,422). In addition, he ranks third among active head coaches behind only Joel Quenneville (Chicago) and Ken Hitchcock (Dallas) in all-time wins.

Since Trotz became head coach in 2014-15, the Capitals lead the NHL in wins (205), points (444), second in goals against (805), third in goals for (1,002), first in power-play percentage (23.2) and rank sixth in penalty kill percentage (82.6). Trotz has posted a 205-89-34 record in 328 games with Washington.

In the 2015-16 season, Trotz won the Jack Adams Award, awarded annually to the NHL's top head coach. Trotz led the Capitals to their second Presidents' Trophy in franchise history (2009-10), posting a 56-18-8 record (120 points). Washington set franchise marks in wins and road wins (27) and the Capitals' 120 points and 29 home wins were one shy of club records. The Capitals were dominant at both ends of the ice in 2015-16, ranking second in the NHL in goals per game (3.02) and goals-against per game (2.33). Washington also finished the season ranked second in penalty killing (85.2%) and fifth in power-play percentage (21.9%). Trotz was selected to serve as head coach of the Metropolitan Division team at the 2016 NHL All-Star Game in Nashville.

Trotz coached his 1,300th NHL game on Nov. 27, 2015, against Tampa Bay, becoming the 10th coach in NHL history to reach 1,300 games. In addition, he earned his 649th career win on March 2, 2016 vs. Toronto, passing Ron Wilson (648) for ninth place on the all-time NHL coaching wins list.

In his first season as head coach, Trotz led the Capitals to a 45-26-11 (101 points) record, reaching the 100 point mark for the eighth time in team history and the first since the 2010-11 season. In addition to passing their point total from 2013-14 (90), Trotz helped the Capitals improve in several statistical categories. Washington ranked seventh in the NHL in goals against (2.43) in 2014-15 after finishing 21st in the League in 2013-14 (2.79). The Capitals ranked tied for 10th in shots against per game (28.9) in 2014-15 while the team ranked 27th (33.5) in 2013-14. In addition, the Capitals finished 2014-15 ranked fourth in the NHL in goal differential (+34) after finishing 18th (-15) in 2013-14.

Trotz is one of just six coaches in all four major North American sports leagues to have coached or managed each of a team's first 15 seasons of existence (MLB: Connie Mack - 50, Oakland; NFL: Curly Lambeau - 29, Green Bay; Tom Landry - 29, Dallas; Hank Stram - 15, Kansas City; Paul Brown - 15, Cleveland). In addition to winning the award in 2015-16, Trotz has been a finalist for the Jack Adams Award three times (2010, 2011, 2016) while finishing in the top-5

on five other occasions since 2006.

In Nashville, Trotz's system saw the Predators finish among the top-10 in penalty killing rankings six times in his last nine seasons and in the League's top half in goals-against average seven times in his last nine years. Under his leadership, the Predators were annually among the NHL's most disciplined teams, ranking among the top five in fewest penalty minutes five straight seasons, finishing first in the category in 2009-10 and 2011-12 and third during the 2013-14 season.

Trotz earned the first of his back-to-back Jack Adams nominations in 2009-10, when he was runner-up for the award after leading his club to a 100-point season (47-29-6) despite the NHL's 28th-highest payroll. Trotz was again nominated for the award in 2011-12 after guiding the Predators to the fifth seed in the Western Conference (44-27-11 record) despite losing 348 man-games due to injury, a number that ranked among the top three in the league. That success continued in 2011-12 when he finished fifth in Adams voting after steering the team to their third-best record in franchise history and to top 10 rankings in goals for (eighth), goals against (eighth), power-play percentage (first) and penalty-kill percentage (10th). On Nov. 12, 2011, against the Montreal Canadiens, he hit the 1,000-game milestone, and on March 30, 2012, reached the 500-win mark.

Trotz also earned individual accolades following the 2006-07 campaign after guiding the Predators to the second-most points in the Western Conference and tied for the third-most points in the NHL, notching franchise records in points (110), wins (51), road wins (23) and goals (272). He was named 2007 Coach of the Year by The Sporting News, an honor determined through a vote of his peers, in addition to finishing fourth in Jack Adams voting and serving as an assistant coach for the Western Conference at the 2007 NHL All-Star Game.

Prior to joining the Predators, Trotz spent five seasons (1992-97) as the coach of the Capitals' primary developmental affiliate in the American Hockey League. He was named coach of the Baltimore Skipjacks in 1992 after one season as an assistant coach. Following the franchise's relocation to Portland, Maine, in 1993, he led the Portland Pirates to two Calder Cup finals appearances during the next four seasons. In 1994-95, Trotz coached Portland to a Calder Cup championship and a league-best 43-27-10 record and captured AHL Coach of the Year honors. In 2006, he was honored with election to the Pirates' Hall of Fame.

Trotz has also gained experience coaching on the international stage, serving as an assistant coach for Team Canada at the 2016 World Cup of Hockey and at the IIHF World Championships on four occasions, most recently at the 2013 tournament in Stockholm, Sweden, and Helsinki, Finland. In 2003, he helped the Canadians win gold in Finland, and in 2009, he helped guide Canada to a silver medal in Switzerland.

Trotz began his coaching career in 1984 as an assistant with the University of Manitoba. He then served two seasons (1985-87) as the coach and general manager of the Dauphin Kings junior hockey club before returning to the University of Manitoba as the head coach in 1987. In January 2001, Trotz was inducted into the University's Hall of Fame. During the 1987 campaign, Trotz also served as a scout for the Spokane Chiefs (WHL) and a part-time scout for the Capitals. In 1988, he joined Washington as a full-time western scout, and the next season he became the team's chief western scout.

Before coaching, Trotz played junior hockey for the Regina Pats (WHL) from 1979-83, capturing a WHL championship in 1979-80. The defenseman registered 102 points (19 goals and 83 assists) and 490 penalty minutes in 204 games.


Trotz and his family are active in the Washington, D.C., community, working closely with Best Buddies Capital Region, a nonprofit organization dedicated to establishing a global volunteer movement that creates opportunities for one-on-one friendships, integrated employment and leadership development for people with intellectual and developmental disabilities. Prior to joining the Capitals, Trotz and his family were active in a variety of service and charitable initiatives in the Middle Tennessee community. This commitment was recognized when Trotz was honored with the Community Spirit Award (in recognition for community service) at the 2005 O'Charley's Dinner of Champions, presented by the Nashville Sports Council. Trotz and his wife, Kim, donated more than \$260,000 to My Friend's House (a United Way agency). He also worked closely with Best Buddies of Tennessee.



Barry Trotz

| Career Coaching Record | | | Regular Season | | | | | | | | Playoffs | | | |
|------------------------|-----------|--------|----------------|------------|------------|-----------|------------|--------------|-------------|-----------|-----------|-----------|-------------|--|
| Season | Team | League | GP | W | L | T | OT | Pts | Pct | GP | W | L | Pct | |
| 1992-93 | Baltimore | AHL | 80 | 28 | 40 | 12 | - | 68 | .425 | 7 | 3 | 4 | .429 | |
| 1993-94 | Portland | AHL | 80 | 43 | 27 | 10 | - | 96 | .600 | 17 | 12 | 5 | .705 | |
| 1994-95 | Portland | AHL | 80 | 46 | 22 | 12 | - | 104 | .650 | 7 | 3 | 4 | .429 | |
| 1995-96 | Portland | AHL | 80 | 32 | 38 | 10 | - | 74 | .463 | 24 | 14 | 10 | .583 | |
| 1997-98 | Portland | AHL | 80 | 37 | 33 | 10 | - | 84 | .525 | 5 | 2 | 3 | .440 | |
| 1998-99 | Nashville | NHL | 82 | 28 | 47 | 7 | - | 63 | .384 | - | - | - | - | |
| 1999-00 | Nashville | NHL | 82 | 28 | 40 | 7 | 7 | 70 | .427 | - | - | - | - | |
| 2000-01 | Nashville | NHL | 82 | 34 | 36 | 9 | 3 | 80 | .488 | - | - | - | - | |
| 2001-02 | Nashville | NHL | 82 | 28 | 41 | 13 | 0 | 69 | .421 | - | - | - | - | |
| 2002-03 | Nashville | NHL | 82 | 27 | 35 | 13 | 7 | 74 | .451 | - | - | - | - | |
| 2003-04 | Nashville | NHL | 82 | 38 | 29 | 11 | 4 | 91 | .555 | 6 | 2 | 4 | .333 | |
| 2005-06 | Nashville | NHL | 82 | 49 | 25 | - | 8 | 106 | .646 | 5 | 1 | 4 | .200 | |
| 2006-07 | Nashville | NHL | 82 | 51 | 23 | - | 8 | 110 | .671 | 5 | 1 | 4 | .200 | |
| 2007-08 | Nashville | NHL | 82 | 41 | 32 | - | 9 | 91 | .555 | 6 | 2 | 4 | .333 | |
| 2008-09 | Nashville | NHL | 92 | 40 | 34 | - | 8 | 88 | .537 | - | - | - | - | |
| 2009-10 | Nashville | NHL | 82 | 47 | 29 | - | 6 | 100 | .610 | 6 | 2 | 4 | .333 | |
| 2010-11 | Nashville | NHL | 82 | 44 | 27 | - | 11 | 99 | .604 | 12 | 6 | 6 | .500 | |
| 2011-12 | Nashville | NHL | 82 | 48 | 26 | - | 8 | 104 | .634 | 10 | 5 | 5 | .500 | |
| 2012-13 | Nashville | NHL | 48 | 16 | 23 | - | 9 | 41 | .427 | - | - | - | - | |
| 2013-14 | Nashville | NHL | 82 | 38 | 32 | - | 12 | 88 | .537 | - | - | - | - | |
| 2014-15 | CAPITALS | NHL | 82 | 45 | 26 | - | 11 | 101 | .616 | 14 | 7 | 7 | .500 | |
| 2015-16 | CAPITALS | NHL | 82 | 56 | 18 | - | 8 | 120 | .732 | 12 | 6 | 6 | .500 | |
| 2016-17 | CAPITALS | NHL | 82 | 55 | 19 | - | 8 | 118 | .720 | 13 | 7 | 6 | .538 | |
| 2017-18 | CAPITALS | NHL | 82 | 49 | 26 | - | 7 | 105 | .640 | - | - | - | - | |
| NHL TOTALS | | | 1,524 | 762 | 568 | 60 | 134 | 1,718 | .564 | 64 | 26 | 38 | .406 | |

| Career Playing Record | | | Regular Season | | | | | Playoffs | | | | |
|-----------------------|--------|--------|----------------|-----------|-----------|-----------|------------|-----------|----------|-----------|------------|-----------|
| Season | Team | League | GP | G | A | Pts | PIM | GP | G | A | Pts | PIM |
| 1979-80 | Regina | WHL | 41 | 4 | 8 | 12 | 42 | 14 | 0 | 4 | 4 | 15 |
| 1980-81 | Regina | WHL | 62 | 4 | 13 | 17 | 115 | 4 | 0 | 0 | 0 | 4 |
| 1981-82 | Regina | WHL | 50 | 6 | 28 | 34 | 155 | 20 | 1 | 7 | 8 | 79 |
| TOTALS | | | 153 | 14 | 49 | 63 | 312 | 38 | 1 | 11 | 121 | 98 |



Barry Trotz led the Capitals to a 5-2 win against the Toronto Maple Leafs on March 3, 2018 in the 2018 Coors Lights Stadium Series at Navy Marine Corps Memorial Stadium.





Todd Reirden

Associate Coach

Reirden, 46, completed his fourth season with the Capitals and second as associate coach. He served as assistant coach from 2014-16. Reirden is responsible for the team's defensemen and power play.

This season, Capitals defensemen combined for 176 points, including 138 at even strength. Capitals defenseman John Carlson led the NHL with 68 points (15g, 53a), marking the fourth time in the last 10 seasons a defenseman has finished in the top-10 among defensemen in scoring, the second to finish in the top-two and the first to finish first under Reirden.

Capitals defensemen combined to record 143 assists in the 2016-17 season, marking the second-most assists in a season by Washington defensemen since 1994-95 (2014-15: 150). Washington ranked second in the NHL in assists by defensemen (143) in 2016-17, fourth in even-strength points (131) and tied for fifth in points (172). In addition, the Capitals allowed the fewest goals in an 82-game season in franchise history (182). Reirden also helped Washington's power play rank tied for third in the NHL (23.1%) in 2016-17.

In the 2015-16 season, the Capitals ranked second in the NHL in goals against per game (2.33), marking Washington's lowest goals against per game since 2010-11 (2.33). In addition, the Capitals ranked sixth in shots against per game (28.4) and held their opponents to 30 or fewer shots in 15 consecutive games (10/15-11/18), marking the longest streak for Washington since 1984-85. Reirden helped lead the Capitals to the fifth-ranked power play in the NHL (21.9%) and Washington defensemen ranked tied for sixth in the League in even-strength points (122). In addition, three Capitals defensemen represented their countries at the 2016 World Cup of Hockey (John Carlson, Matt Niskanen, Dmitry Orlov).

In his first season with the Capitals, Reirden helped lead Washington to the highest power-play

percentage in the NHL (25.3%) and helped Capitals blueliners rank third in the NHL in points by defensemen (182), tied for first in the League in even-strength points by defensemen (137) and tied for first in multi-point games by defensemen (37). Washington defensemen also recorded 150 assists in 2014-15, passing their total from 2013-14 (108). Reirden helped the Capitals improve in several defensive categories, ranking seventh in the NHL in goals against (2.43) season after finishing 21st in the League in 2013-14 (2.79) and rank tied for 10th in shots against per game (28.9) in 2014-15 after ranking 27th (33.5) in 2013-14. In addition, the 2014-15 Capitals had the largest decline in shots against (-4.6 per game) from the previous season of any NHL team in the last seven seasons.

Prior to joining the Capitals, Reirden spent four seasons as an assistant coach with the Pittsburgh Penguins and worked closely with Pittsburgh's defensemen and power-play unit. Under his guidance, the Penguins' power play scored the most power-play goals (164) and posted the highest power-play percentage (22.3%) in the NHL since 2011. Reirden oversaw a defensive corps that ranked seventh in goals (38) in 2013-14, sent three players to the 2014 Winter Olympics (Olli Maatta, Paul Martin, Brooks Orpik) and ranked in the top-12 in goals against in three of his four seasons with the team. He also helped develop defenseman Kris Letang into a two-time NHL All-Star and 2013 Norris Trophy finalist and helped Matt Niskanen post the highest plus/minus (+33) among NHL defensemen in 2013-14.

Reirden joined the Penguins organization in 2008 as an assistant coach with Wilkes-Barre/Scranton Penguins of the AHL and was promoted to head coach following Dan Bylsma's promotion to Pittsburgh. In his two seasons as head coach of Wilkes-Barre/Scranton, Reirden guided the team to a 55-43-8 record and has seen 36 of his former players reach the NHL, including 15 defensemen who played in the NHL during the 2013-14 season. During the 2009 playoffs, the Deerfield, Ill., native joined Pittsburgh's extended playoff coaching staff and assisted with in-game adjustments, helping the team capture the Stanley Cup. Prior to joining the Penguins organization, Reirden spent one season as an assistant coach with his alma mater – the Bowling Green Falcons.



Blaine Forsythe

Assistant Coach

Blaine Forsythe completed his 12th season with Washington and his ninth as an assistant coach. Forsythe is responsible for the Capitals power play and the team's centers. The Capitals have ranked in the top-10 in the NHL in power-play percentage in each of the last six seasons and top-five in five of the last six seasons, including the top-ranked unit in 2012-13, 2013-14 and

2014-15. In addition, Forsythe took over the responsibility of working with the team's centers prior to the 2014-15 season. He helped improve the team's faceoff win percentage from 48.4% (19th) in 2013-14 to 51.2% (12th) in 2014-15.

Forsythe joined the Capitals as a video coach prior to the 2006-07 season and was an integral member of the Capitals staff that helped lead the Capitals to the 2007-08 Southeast Division championship. He was promoted to a position as an amateur scout in 2008-09 before returning to the coaching staff in 2009-10. In his first season back as an assistant coach, Forsythe led the team's video coaching operations and

helped the team win the Presidents' Trophy and the Southeast Division championship.

Prior to joining the Washington organization, the Calgary, Alberta, native worked for the Calgary Hitmen from 1998-2006, where he served as both an assistant general manager (1998-06) and an assistant coach (2002-06). Forsythe helped lead Calgary to a WHL championship in 1999. Forsythe received a business degree from the University of Minnesota and played Division II hockey at the University of Minnesota, Crookston. He played junior hockey with the CJHL's Pembroke Lumber Kings in Pembroke, Ontario.

Forsythe and his wife, Ivy, reside in Arlington. He has a daughter, Sloan, and a son, Bodhi.



Lane Lambert

Assistant Coach

Lambert, 51, completed his second season as assistant coach with the Capitals and is responsible for the team's forwards and penalty kill.

Washington finished the 2016-17 season ranked second in the NHL in penalty kill percentage (85.2%), the highest the team has finished since the 2010-11 season (2nd, 85.6%).

Washington did not allow a power-play goal in the 2015 Eastern Conference quarterfinals, killing all 14 penalties against the Islanders. The Capitals became the first team to not allow a power-play in a seven-game series since Montreal was 21 for 21 on the penalty kill against Boston in the 2011 Eastern Conference quarterfinals.

Lambert previously spent three seasons as an assistant coach with the Nashville Predators. In his first season with the Predators in 2011-12, Lambert helped guide Nashville to the NHL's fifth-best record during the regular season and finish among the top 10 in goals, goals against and penalty kill efficiency.

Prior to joining the Predator's coaching staff, Lambert served as head coach of the Milwaukee Admirals of the American Hockey League (AHL) from 2007-11. Lambert led the club to a 178-103-39 record, the

sixth-most wins in the AHL in that span, while giving up the second-fewest goals (821) in the league. Milwaukee posted 40-or-more wins and 90-or-more points all four seasons under Lambert, making them the first team in AHL history to reach those marks in eight consecutive campaigns. In addition to four straight Calder Cup playoff berths, Lambert helped the Admirals capture a pair of West Division titles and post the Western Conference's highest point total in 2010-11 (102 pts, 44-22-14 record). He also captured a division title in 2008-09 when he led the team to a 49-22-9 record, tying for the most points (107) in the AHL. The win total tied a club record since the team joined the AHL for the 2001-02 campaign.

Prior to joining the Admirals as an assistant coach in 2006-07, the Melfort, Saskatchewan, native spent one season as an assistant for the Bridgeport Sound Tigers, the New York Islanders' AHL affiliate. Lambert started his coaching career in the Western Hockey League, spending two seasons as head coach of the Prince George Cougars (2003-05) and two seasons as an assistant for the Moose Jaw Warriors (2002-04).

Lambert was drafted by the Detroit Red Wings in the second round, 25th overall, in the 1983 NHL Entry Draft. He finished his NHL career with 125 points (58 goals, 67 assists) and 521 penalty minutes in 283 games with Detroit, the New York Rangers and Quebec from 1983-89. Lambert enjoyed his most successful NHL campaign with the Nordiques in 1987-88, recording career-highs in points (41) and assists (28) in 61 contests. Lambert won an AHL Calder Cup title with Adirondack in 1986 and helped the





Scott Murray Goaltending Coach

Murray completed his first season as the Capitals' goaltending coach after spending the past four seasons with the Hershey Bears. Murray worked with Washington's goaltenders and coaching staff this season and reported directly to Mitch Korn. Under Murray's guidance, Braden Holtby recorded 30 wins for the fourth-consecutive season and Philipp Grubauer closed out

his final 30 games a 1.99 goals against average and a .935 save percentage, which was the lowest goals against average and the highest save percentage among goaltenders with at least 30 appearances during that time frame.

Last year in Hershey, Murray worked with Vitek Vanecek and Pheonix Copley. Under Murray's guidance, Vanecek recorded a career-high of 18 wins and finished second in the AHL in shutouts (5), while Copley won 11 of his 16 games with Hershey and finished eighth in the AHL in save percentage (.924).

Murray has also previously coached Philipp Grubauer, who posted a career-best .926 save percentage and 2.04 goals against average with the Capitals.

Murray joined the Capitals organization in 2013 after spending four seasons as the goaltending coach for the Sudbury Wolves of the Ontario Hockey League. Murray, 39, played hockey collegiately at Lake Superior State University. The St. Clements, Ontario, native also played for the San Angelo Saints (Central Hockey League) and Motor City Mechanics (United Hockey League) during his professional career.

Murray and his wife Renee have three children, a son Tylar, and two daughters, Ella and Liv.



Brett Leonhardt Video Coach

Brett Leonhardt completed his sixth season as the team's video coach.

Leonhardt spent two seasons in the NHL office in Toronto as their video manager for hockey operations beginning in 2011. In his role, he was responsible for breaking down and handling all video for rule changes, video reviews and officiating issues.

Prior to his time with the NHL, Leonhardt received a Bachelor of Arts in Communications and Media Arts at Neumann University and was a recipient of the John A. Phillips Scholar-Athlete Award as well as the John Facenda Award for excellence in communication arts. He played hockey collegiately at both Neumann University and Oswego State University after spending three seasons playing for the Cambridge Winterhawks of the GOJHL.

Leonhardt was born in Kitchener, Ont. He and his wife, Logan, reside in Alexandria, Va.



Tim Ohashi Video Analyst

Tim Ohashi completed his third year with the Capitals as VideoAnalyst. Previously he served as a coaching staff Intern.

Prior to his time with the Capitals, Ohashi earned his Bachelor of Arts from Bates College in Lewiston, Maine, where he studied psychology and math. While at Bates, he served as Vice

President of the club hockey team and was recipient of the Abigail Smith Award. He earned his Master's

from Georgetown University in Sports Industry Management where he was a recipient of the Academic Excellence Award.

SCOUTING STAFF



Steve Bowman
Head Amateur Scout



Jason Fitzsimmons
Pro Scout/Minor League
Operations



Darrell Baumgartner
Scout



Matt Bradley
Scout




Danny Brooks
Scout



Alan Haworth
Scout



Phil Horner
Scout



Ed McColgan
Scout



Martin Pouliot
Scout



Terry Richardson
Scout



Brian Sutherby
Scout



A.J. Toews
Scout



Mats Weiderstal
Scout

Not pictured:
Peter Ihnacak
Scout

HOCKEY OPERATIONS STAFF



Kris Wagner
Director, Hockey Operations



Chris Patrick
Director of Player
Personnel



Steve Richmond
Director, Player Development



Rob Tillotson
Team Services Manager



Tim Barnes
Director of Hockey Analytics




Mitch Korn
Director of Goaltend-



Olie Kolzig
Professional Development
Coach



H.T. Lenz
Manager of Hockey
Analytics



Jeremy Sinton
Hockey Operations
Assistant

Not pictured:
Ralph Rice
Security Representative

EQUIPMENT AND TRAINING STAFF



Mark Nemish
Strength & Conditioning Coach



Jason Serbus
Head Athletic Trainer



Michael Booi
Assistant Athletic Trainer




Cleo Bates
Massage Therapist



Brock Myles
Head Equipment Manager



Craig Leydig
Assistant Equipment Manager



Dave Marin
Equipment Assistant



Ray Straccia
Equipment Assistant



2017-18 NHL Standings

EASTERN CONFERENCE

| Metropolitan | | GP | W | L | OT | P |
|--------------|-----------------------|----|----|----|----|-----|
| 1. | y - Washington | 82 | 49 | 26 | 7 | 105 |
| 2. | x - Pittsburgh | 82 | 47 | 29 | 6 | 100 |
| 3. | x - Philadelphia | 82 | 42 | 26 | 14 | 98 |
| 4. | x - Columbus | 82 | 45 | 30 | 7 | 97 |
| 5. | x - New Jersey | 82 | 44 | 29 | 9 | 97 |
| 6. | Carolina | 82 | 36 | 35 | 11 | 83 |
| 7. | NY Islanders | 82 | 35 | 37 | 10 | 80 |
| 8. | NY Rangers | 82 | 34 | 39 | 9 | 77 |

| Atlantic | | GP | W | L | OT | P |
|----------|---------------|----|----|----|----|-----|
| 1. | z - Tampa Bay | 82 | 54 | 23 | 5 | 113 |
| 2. | x - Boston | 82 | 50 | 20 | 12 | 112 |
| 3. | x - Toronto | 82 | 49 | 26 | 7 | 105 |
| 4. | Florida | 82 | 44 | 30 | 8 | 96 |
| 5. | Detroit | 82 | 30 | 39 | 13 | 73 |
| 6. | Montreal | 82 | 29 | 40 | 13 | 71 |
| 7. | Ottawa | 82 | 28 | 43 | 11 | 67 |
| 8. | Buffalo | 82 | 25 | 45 | 12 | 62 |

WESTERN CONFERENCE

| Central | | GP | W | L | OT | P |
|---------|---------------|----|----|----|----|-----|
| 1. | p - Nashville | 82 | 53 | 18 | 11 | 117 |
| 2. | x - Winnipeg | 82 | 52 | 20 | 10 | 114 |
| 3. | x - Minnesota | 82 | 45 | 26 | 11 | 101 |
| 4. | x - Colorado | 82 | 43 | 30 | 9 | 95 |
| 5. | St. Louis | 82 | 44 | 32 | 6 | 94 |
| 6. | Dallas | 82 | 42 | 32 | 8 | 92 |
| 7. | Chicago | 82 | 33 | 39 | 10 | 76 |

| Pacific | | GP | W | L | OT | P |
|---------|-----------------|----|----|----|----|-----|
| 1. | y - Vegas | 82 | 51 | 24 | 7 | 109 |
| 2. | x - Anaheim | 82 | 44 | 25 | 13 | 101 |
| 3. | x - San Jose | 82 | 45 | 27 | 10 | 100 |
| 4. | x - Los Angeles | 82 | 45 | 29 | 8 | 98 |
| 5. | Calgary | 82 | 37 | 35 | 10 | 84 |
| 6. | Edmonton | 82 | 36 | 40 | 6 | 78 |
| 7. | Vancouver | 82 | 31 | 40 | 11 | 73 |
| 8. | Arizona | 82 | 29 | 41 | 12 | 70 |

x - Clinched Playoff spot

y - Clinched Division

z - Clinched Conference

p - Clinched Presidents Trophy

2017-18 Capitals Notes

It's Tricky

Within the Capitals' first two games of the season, Alex Ovechkin recorded seven goals. Ovechkin became the first player to open the season with two straight hat tricks in 100 years (Cy Denneny, Ottawa Senators, 1917; Reg Noble, Toronto Arenas, 1917; Joe Malone, Montreal Canadiens, 1917). In the season opener against the Ottawa Senators on Oct. 5, Ovechkin recorded a hat trick in the third period. Against Montreal on Oct. 7, Ovechkin's hat trick came in the first period and marked his second-straight game scoring three goals in a single period. That made Ovechkin the third player in NHL history to record two consecutive three-goal periods in two games and the first since 1980 (Rick Martin, Buffalo Sabres, 1975; Darryl Sittler, Toronto Maple Leafs, 1980). The third goal marked Ovechkin's 19th-career hat trick. That tied him with Peter Bondra for the most in franchise history. Ovechkin also recorded a fourth goal in the second period, his fourth-career four-goal game and his first since Dec. 10, 2013 (vs. Tampa Bay Lightning).

Ovi-Time

Alex Ovechkin scored the overtime winner against the Detroit Red Wings on Oct. 20. That marked Ovechkin's 20th-career overtime goal, passing Jaromir Jagr for sole possession of first place on the NHL's all-time list.



Great 8

Alex Ovechkin recorded a hat trick against the Toronto Maple Leafs on Nov. 25. That marked his third hat trick of the season and his 20th career hat trick, passing Peter Bondra for the most career hat tricks in franchise history. Ovechkin also passed Mike Bossy (573) to move into 21st place on the NHL's all-time goals scored list.

Power Surge

Alex Ovechkin recorded his 19th goal of the season on a power play against the Columbus Blue Jackets on Dec. 2. That marked Ovechkin's 218th career power play goal, which passed Mike Gartner and Jaromir Jagr for 10th place on the NHL's all-time power play goals list. Additionally, Ovechkin tied Mark Recchi (577) for 20th place on the all-time goals list.

Captain Clutch

Alex Ovechkin's overtime winner against the Carolina Hurricanes on Jan. 2 marked his 584th-career goal, which passed Wayne Gretzky (Oilers) for sixth all-time in goals scored by players with a single franchise. Additionally, Ovechkin became the first player in franchise history to record 100 game-winning goals, making him one of just nine players in NHL history to reach the mark.

500 Helpers

Alex Ovechkin recorded an assist against the Florida Panthers on Jan. 25, marking his 500th career assist to become the second player in franchise history to reach the mark (Nicklas Backstrom). In addition, Ovechkin became one of 15 active players with 500 career assists and one of just three active players to record at least 500 career goals and 500 career assists (Marian Hossa, Patrick Marleau). Ovechkin became the second active wing in the NHL to reach 500 assists (Daniel Sedin). Of Ovechkin's first 500 assists, 306 were primary assists. Ovechkin is one of eight active players to record at least 1,000 career points.



2017-18 Capitals Notes

Piling the Points

Alex Ovechkin led the Capitals with four points (1g, 3a) against the Minnesota Wild on Feb. 15, and recorded his 1,100th career point (592g, 508a). Ovechkin became the 61st player in NHL history to reach the 1,100-point milestone, reaching the feat in his 978th career game. Only 23 players required fewer games to accumulate 1,100 career points, with Jaromir Jagr (825 games, played on Nov. 30, 2001 as a member of the Capitals) the last to hit the mark in less than 1,000 games. Additionally, Ovechkin, who on Jan. 11, 2017, became the lone Capitals player to compile 1,000 career points (880 GP), became the 26th player in NHL history to require fewer than 100 contests to move from 1,000 to 1,100 (98 GP).

Look Who's at 40

Alex Ovechkin recorded a goal against the Toronto Maple Leafs on Mar. 3, which was his 40th of the season. That marked the ninth time in Ovechkin's career he reached the 40-goal mark, and he became the sixth player in NHL history with at least nine 40-goal seasons (Wayne Gretzky: 12; Mario Lemieux: 10; Marcel Dionne: 10; Mike Gartner: 9; Mike Bossy: 9). Ovechkin also became the first player to reach the 40-goal mark this season, the seventh time in his career he became the first player to reach the milestone, setting a new record.

600vi

With a two goal performance against the Winnipeg Jets on March 12, his 119th career multi-goal game, Alex Ovechkin recorded his 599th and 600th career goal. With 600 goals in 990 career games, Ovechkin became the 20th player in NHL history to reach the mark and the fourth player in NHL history to record 600 goals in less than 1,000 games and the first player to reach the mark in under 1,000 games to make his NHL debut after the 1986-87 season. Ovechkin only trailed Wayne Gretzky (718 games), Mario Lemieux (719) and Brett Hull (900) as the fastest to reach the 600-goal plateau.

Mr. 1,000

Alex Ovechkin became the first player in franchise history to play 1,000 career NHL games on April 1 against the Pittsburgh Penguins. Ovechkin became the first player selected in the 2004 NHL Draft to play in 1,000 games. Additionally, Ovechkin is the 54th player in NHL history to play his first 1,000 games with a single franchise. Since joining the Capitals in the 2005-06 season, Ovechkin has missed just 29 games, never appearing in fewer than 72 games in a season, and he has never missed more than six consecutive games. Since entering the NHL, only five players have played in more games (Patrick Marleau: 1,017, Dustin Brown: 1,013, Henrik Sedin: 1,011, Eric Staal: 1,011 and Brent Seabrook: 1,004). Additionally, Ovechkin ranks third all-time in goals by the 1,000 game mark (Wayne Gretzky: 749, Brett Hull: 639).

Another Rocket

This season, Alex Ovechkin led the NHL with 49 goals and led the Capitals in even strength goals (32) and points (87), marking the fifth time he has recorded at least 30 even strength goals. Ovechkin won his seventh career Maurice "Rocket" Richard Trophy, which is the most in NHL history. Ovechkin also tied Bobby Hull for the most times a single player has led the NHL in goals in a season. The Capitals were 37-10-3 this season when Ovechkin recorded a point. Ovechkin, 32, became the second player since the 1967-68 expansion era to lead the NHL in goals at the age of 32 or older (Phil Esposito led the NHL twice in goals just before his 33rd and 34th birthday).



No One is Safe

Alex Ovechkin scored against 28 different goaltenders this season. Of those 28 goaltenders, nine of them for the first time in his career (Matt Murray: three goals; Petr Mrazek and Connor Hellebuyck: two goals; Juuse Saros, Alexandar Georgiev, Martin Jones, Scott Wedgewood, Harri Sateri and Anton Forsberg: one goal). Throughout his career, Ovechkin has scored against 128 different goaltenders. Of those 128 goaltenders, he has the most goals against Henrik Lundqvist and Kari Lehtonen, who he has scored 22 goals, respectively.

Pure Dominance

Alex Ovechkin ranks first in franchise history in goals (607), points (1,122), powerplay goals (229), game-winning goals (102), overtime goals (22), shots (4,896) and multi-goal games (120). Additionally, since entering the NHL at the beginning of the 2005-06 season, Ovechkin leads the NHL in goals (607), points (1,122), power-play goals (229), powerplay points (436), game-winning goals (102) and shots (4,896). Ovechkin leads the NHL in goals since 1998-99 and shots since the 1994-95 season despite beginning his NHL career in 2005.

2017-18 Capitals Notes

Quick to 200

Braden Holtby made 27 saves against the Pittsburgh Penguins on Nov. 10 to win his 200th career win. Holtby became the second-fastest goaltender in NHL history to reach 200 career wins (Ken Dryden: 311). Since the 2005-06 season, Holtby is the fastest goaltender to reach 200 career wins, besting Antti Niemi by 37 games.

Logging the Time

Five minutes into the Capitals' game versus the Winnipeg Jets on Feb. 13, Braden Holtby played in his 20,000th minute for the Capitals, becoming the second goaltender in franchise history to reach that mark (Olaf Kolzig: 41,260 franchise minutes). Since the 2014-15 season, Holtby's 14,836:38 time on ice leads the NHL.

Home Is Where the Holts Is

This season, Braden Holtby went 22-7-2 at Capital One Arena, tied for the fifth-most in the NHL, recording a 2.41 goals against average and a .921 save percentage. Over the last four seasons, Holtby's 94 wins at home rank first in the NHL, his 2.07 goals against average ranks first and his .926 save percentage is tied for second among goaltenders with at least 100 home starts.



Grubauer Power

In his final 30 appearances, Philipp Grubauer finished with a 15-7-2, a 1.99 goals against average and a .935 save percentage, which is the lowest goals against average and the highest save percentage among goaltenders with at least 30 appearances during that time frame. Additionally, Grubauer's .941 save percentage at even strength during that time frame ranks first among goaltenders with at least 30 appearances since Oct. 29.

Pretty Familiar

Over the last two seasons, Philipp Grubauer has a 28-16-5 record, a 2.22 goals against average and a .924 save percentage. That's the lowest goals against average of any goaltender in the NHL over the last two seasons and tied for the fifth-highest save percentage among goaltenders with at least 30 starts over the last two seasons.

German Protection

Philipp Grubauer is one of three German goaltenders to ever suit up in the NHL (Olaf Kolzig, Thomas Greiss). Grubauer's career 2.29 goals against average and his .923 save percentage both lead German-born goaltenders.

100

Philipp Grubauer suited up for his 100th NHL game on April 1 against the Pittsburgh Penguins, stopping 36 of the 37 shots he faced (.973 save percentage), earning a win and securing the Metropolitan Division for the Capitals. Grubauer became the 12th goaltender in franchise history to play in 100 games.



2017-18 Capitals Notes

Hey Now, You're an All Star

Alex Ovechkin was selected as the Metropolitan Division captain at the 2018 NHL All-Star Game, where he was joined by Braden Holtby and Barry Trotz, who was named as the head coach for the Metropolitan Division as the division leader. That marked Ovechkin's franchise-record ninth selection to the NHL All-Star Game (2006-07, 2007-08, 2008-09, 2010-11, 2011-12, 2014-15, 2015-16, 2016-17, 2017-18) and the third-straight for Holtby, which is also a franchise record for goaltenders. Trotz coached his second All-Star Game since joining Washington (2015-16). Additionally, Trotz worked as an assistant coach at the 2007 All-Star Game in Dallas. Ovechkin took part in the NHL's hardest shot contest, winning it with a 101.3 mph shot, becoming the first forward to win the competition since Sergei Fedorov in 2002.

Climbing the List

Barry Trotz passed Lindy Ruff for fifth on the NHL's all-time list in games coached (1,494) on Feb. 4 against the Vegas Golden Knights. On Dec. 30, Trotz earned his 737th career win, passing Ruff for fifth on the NHL's all-time coaching wins list.

Mr. 1,500

Barry Trotz coached his 1,500th career game on Feb. 17 against the Chicago Blackhawks. Trotz's first career game came on Oct. 10, 1998, the first ever game for the Nashville Predators (1-0 loss to the Florida Panthers). Trotz's 1,500 games rank fifth on the all-time list and third among active coaches behind Joel Quenneville (Chicago) and Ken Hitchcock (Dallas).

Franchise Coach

Barry Trotz recorded his 202nd career win with the Capitals on March 28 against the New York Rangers, which passed Bruce Boudreau for the second-most wins by a coach in franchise history.

Finding a Way

Barry Trotz is the only current coach in the NHL that has won three-straight division titles. It also marks the second time in franchise history the Capitals have won three-straight division titles (2007-11, four straight, coached by Bruce Boudreau).

Team Success

Barry Trotz has posted a record of 205-89-34 since joining the Capitals in the 2014-15 season. During that span, the Capitals have recorded the most wins and the most points (444) in the NHL, 26 more points than the Anaheim Ducks, who rank second over that span. Additionally, the Capitals rank first in power play percentage (23.2), second in goals against (805), third in goals for (1,002), and sixth on the penalty kill (82.6).



Early Success

Since the NHL implemented a bye week last season, the Capitals have led the Metropolitan Division following their bye weeks in each of the last two seasons. This year, the Capitals were 28-14-3 and held a five point lead over the second place New Jersey Devils before entering their bye week, which took place from Jan. 13 through Jan. 17. Last season following Washington's bye week, which took place from Feb. 12 through Feb. 16, the Capitals were 39-11-6 and held a five point lead over the second place Pittsburgh Penguins. At the time, Washington led the Metropolitan division in goal differential (+13), had the fewest goals against (127) and ranked second in goals scored (140, New York Islanders: 159). Alex Ovechkin led the NHL and Metropolitan Division with 28 goals, while John Carlson, Evgeny Kuznetsov and Nicklas Backstrom each ranked in the top 10 in assists in the Metropolitan Division (Carlson: 30, tied for sixth; Kuznetsov, Backstrom: 28, tied for 10th).

2017-18 Capitals Notes

Seeing Stars


Capitals players were named an NHL star of the week four times this season. Alex Ovechkin was named the NHL's "First Star" for the week ending Oct. 9 and the "Third Star" for the week ending Nov. 27. Nicklas Backstrom was named the NHL's "Third Star" for the week ending Oct. 16. Braden Holtby was the "Third Star" for the week ending Nov. 13. Additionally, Ovechkin was named a star of the game 22 times this season (First Star: 10 times; Second Star: 7 times; Third Star: 5 times).

Strong Finish

The Capitals went 12-3-0 in their final 15 games of the season. That's the third-best record the Capitals have finished in the final 15 games in franchise history (1983-84: 12-1-2; 2012-13: 12-1-2; 2007-08: 12-3-0). During that stretch, which began on March 10, the Capitals recorded the most points (24) in the NHL and outscored their opponents 55 to 39, the most goals for and tied for the ninth-lowest goals against. During that stretch, the Capitals only trailed in games for 141:37 minutes, the least amount of time in the NHL. Nicklas Backstrom was tied for second in the NHL in points (5g, 17a) during that stretch.

Going for 30

Eight different players recorded at least 30 points this season (Alex Ovechkin, Evgeny Kuznetsov, Nicklas Backstrom, John Carlson, T.J. Oshie, Lars Eller, Tom Wilson and Dmitry Orlov). Tom Wilson (14g, 21a) reached the 30 point mark for the first time in his career, setting career highs in both goals and assists.



Feeling Twenty, Too

Three Capitals players scored 20 goals this season (Alex Ovechkin, Nicklas Backstrom, Evgeny Kuznetsov).

How the West Was Won

Washington posted a 16-12-2 record against Western Conference opponents this season, marking the fourth-most wins against the Western Conference among Eastern Conference teams in 2017-18. Alex Ovechkin led the Capitals and ranked 12th among Eastern Conference players in points against the Western Conference, recording 29 points (11g, 18a) in 30 games. Evgeny Kuznetsov led the Capitals and ranked eighth in the Eastern Conference in goals against the Western Conference with 14.

Winning in '17

In the 2017 calendar year, the Capitals led the NHL with 122 points (58-23-6) and were one of just three teams to record at least 50 wins (St. Louis: 51, Tampa Bay: 50). The Capitals' 285 goals for ranked first, while their 216 goals against ranked seventh. Additionally, the Capitals' 24.0 power play percentage tied for fourth, while their 80.9 penalty kill percentage ranks 13th. In 2017, Alex Ovechkin scored 40 goals, which led the Capitals and ranked fourth in the NHL (Nikita Kucherov: 51; Brad Marchand: 44; Anders Lee: 44). Additionally, Nicklas Backstrom's 65 assists ranked first on the Capitals and second in the NHL (Connor McDavid: 72). Backstrom's 87 points in 2017 (22g, 65a) ranked tied for sixth in the NHL. Braden Holtby was the only goaltender in the NHL to reach the 40-win mark in 2017 (49-13-2).



2017-18 Capitals Notes

O Canada

The Capitals posted a 11-5-1 record against Canadian teams this season and have posted a 38-10-3 record against teams from Canada since 2015-16.

Perfect Attendance

Three Capitals (John Carlson, Dmitry Orlov, Alex Ovechkin) played in all 82 games this season. Ovechkin (5), Carlson (5) and Orlov (3) have each appeared in every game in a season multiple times. Orlov has played in all 82 games in three-straight seasons, while Ovechkin has played in two-straight seasons.

Attacking the Atlantic

Washington posted an 16-6-2 record against the Atlantic Division this season, marking the most points against the division of any non-Atlantic Division team. Evgeny Kuznetsov led the Capitals with 31 points (8g, 23a) in 23 games against Atlantic Division teams and Braden Holtby was 10-3-1 against the division this season with a 2.62 goals-against average and a .917 save percentage. Holtby has posted a 51-8-6 record in his last 68 games against Atlantic Division opponents (12/9/14-3/3/18) with seven shutouts, a 1.98 goals-against average and a .932 save percentage.

SRO

For the ninth consecutive season, the Capitals sold out every home game and set a franchise record with 404 consecutive sellouts at Capital One Arena (including playoffs) dating back to the 2008-09 season (3/5/09-present).

11 Strong

The Capitals had 11 players who have reached double-digit goal totals (Alex Ovechkin: 49; Evgeny Kuznetsov: 27; Nicklas Backstrom: 21; Lars Eller: 18; T.J. Oshie: 18; Brett Connolly: 15; John Carlson: 15; Tom Wilson: 14; Jakub Vrana: 13; Andre Burakovsky: 12; Dmitry Orlov: 10). That's the exact same amount of double-digit goal scorers the Capitals had during the 2016-17 season. In 2016-17, the Capitals' 11 double-digit goal scorers accumulated a total of 220 goals, 84.3 percent of the Capitals' total goals. This season, the Capitals' 11 double-digit goal scorers accumulated 212 goals, 82.8 percent of the Capitals' total goals. Of the Capitals' 11 double-digit goal scorers, seven scored more this season than they did last season (Ovechkin, Kuznetsov, Eller, Carlson, Wilson, Vrana and Orlov). Burakovsky and Connolly each tied their 2016-17 goal totals. This season, seven different players established new career highs in goals (Kuznetsov, Eller, Carlson, Wilson, Vrana, Orlov, Chandler Stephenson: six).

'Tis the Season

Since Barry Trotz joined the team in 2014-15, the Capitals have posted a 37-10-8 record in the month of December, ranking first in the NHL in points during that span (82). This season, the Capitals went 10-2-2 in December, tied with the Boston Bruins for the best record in the NHL, with 46 goals for and 32 goals against, ranking fourth and eighth, respectively, in the NHL. In his career, in the month of December, Holtby has posted a 32-9-8 record with five shutouts, a 2.29 goals-against average and a .926 save percentage. Nicklas Backstrom has tallied 144 points (49g, 95a) in 136 career games in December, marking his most career points in a month.



All That Power

The Capitals converted on 22.5 percent of their power play opportunities (55 out of 244), ranking seventh in the NHL. That marks the sixth-consecutive season the Capitals have converted on over 20 percent of their power play opportunities, the first time in franchise history they've gone six-straight seasons with a 20 percent success rate. Over those last six seasons, the Capitals have converted on 339 of their 1434 opportunities (23.6 percent), which ranks first in the NHL. Alex Ovechkin ranks first with 118 power play goals during that stretch. No other player has scored at least 80 power play goals during that stretch. Nicklas Backstrom ranks first with 156 assists on the power play.

Offensive Explosion

The Capitals defeated the New York Islanders 7-3 on March 15. That kicked off a three-game streak where the Capitals scored at least six goals (March 15 through March 18, 19 goals in three games). Washington scored at least six goals in four of six games following the 7-3 win over New York. This season, the Capitals recorded at least five goals in 17 games, going 17-0-0 in those contests. Additionally, Washington was 16-1-1 in games where they scored four goals and 13-3-3 when they scored three goals.

Using Time Wisely

Jay Beagle scored the game-winning goal against the Carolina Hurricanes on Jan. 12 with 1.3 remaining in the game. That marked the latest go-ahead goal in franchise history (Alex Semin: 11 seconds remaining, 3-2 win vs. Carolina, Nov. 6, 2008) and was Beagle's second game-winning goal in the final minute of regulation over the last two seasons (Nov. 1, 2016 at Winnipeg: 30 seconds). Beagle also scored the quickest goal in a game for the Capitals this season, scoring 14 seconds into the game on Dec. 8 against the New York Rangers.

2017-18 Capitals Notes

Sweet Nicky

With two assists against the New York Rangers on March 26, Nicklas Backstrom recorded his 791st point, passing Mike Gartner (789 points) for third in franchise history. Backstrom's 590 assists rank first in franchise history. Backstrom's 799 points rank first among the 2006 NHL Draft class, leading Phil Kessel by 58 points, who ranks second, and his 590 assists are 127 more than Claude Giroux, who ranks second in the 2006 NHL Draft class with 463 assists. Since entering the NHL in the 2007 season, Backstrom's 590 assists rank second (Henrik Sedin: 600) in the NHL.

Nick's Climbing

This season, Nicklas Backstrom passed Bob Carpenter (189), Dave Christian (193), Bengt Gustafsson (196) and Alex Semin (197) on the franchise goals list. Backstrom recorded his 200th career goal on Feb. 6 against the Columbus Blue Jackets, becoming the fifth player in franchise history to record 200 goals, and his 209 career goals rank fifth in franchise history. Additionally, Backstrom passed Brooks Laich (742) and Mike Gartner (758) on the franchise games played list. Backstrom played in his 800th career game on March 8 against the Los Angeles Kings, and his 815 career games rank seventh in franchise history.

Make it Three

Nicklas Backstrom recorded an assist against the New Jersey Devils in the final game of the season, his 50th assist of the season. That marked the fifth-straight season that Backstrom has recorded at least 50 assists. He's the only player in the NHL to currently have five-straight 50 assist seasons.



Kuz Control

With 83 points this season (27g, 56a), Evgeny Kuznetsov became the 16th player in franchise history to reach the 80 point mark and the first player other than Alex Ovechkin and Nicklas Backstrom to reach the mark since Alexander Semin in the 2009-10 season (40g, 44a). Kuznetsov's 27 goals this season were a new season high, while his 56 assists were one off his single season mark set in the 2015-16 season. With 265 career points (80g, 185a), Kuznetsov ranks eighth in points among the 2010 draft class and sixth in assists. Additionally, Kuznetsov's career 1.98 assists per 60 minutes of five-on-five play ranks first among 2010 draftees.

Multi-Efforts

This season, Alex Ovechkin led the team with 24 multi-point games, while Evgeny Kuznetsov finished with 23, tied for 12th and 14th, respectively in the NHL. The Capitals were one of just three teams who had multiple players rank in the top 14 in multi-point games (Pittsburgh Penguins, Philadelphia Flyers). From March 12 to March 28, Kuznetsov recorded sixth-straight multi-point games (5g, 8a). According to the Elias Sports Bureau, Kuznetsov was the only player with a six-game multi-point streak this season and was the first to complete six-straight games with at least two points since Edmonton Oilers forward Leon Draisaitl (March 14-23, 2017: 3g, 10a). Additionally, Kuznetsov tied the franchise record in most consecutive games with at least two points with Dennis Maruk (1981-82), Mike Gartner (1984-85) and Mike Green (2008-09).

Osh-Babe

T.J. Oshie recorded a point in every game in his final six games and recorded six goals since March 15. Since Oshie joined the Capitals in the 2015-16 season, his 77 cumulative goals rank second on the team. Since joining Washington, Oshie's 16.9 shooting percentage fifth among players with at least 200 games played in the NHL.



2017-18 Capitals Notes

Big Willy

Tom Wilson recorded 14 goals this season, doubling his previous season high of seven set in the 2015-16 and 2016-17 season and his 35 points (14g, 21a) were a career high. Of Wilson's 35 points, 33 came at even strength, while one came on the power play and another shorthanded. Wilson is the only player over the last eight seasons to record 35 points and 185 penalty minutes. Wilson's 187 penalty minutes ranked second in the NHL this season, and his 804 total penalty minutes since his 2013-14 rookie season lead the NHL. Wilson drew 367 minor penalties this season, the third-most in the NHL. Since the 2013-14 season, Wilson has drawn 178 minor penalties, the second-most in the NHL during that span (Nazem Kadri: 201), and his 2.26 drawn penalties per 60 minutes of play ranks first among all skaters with at least 150 games played since the 2013-14 season.

Super Carly

John Carlson recorded 15 goals and 53 assists, all single-season highs, and his 68 points led NHL defensemen. Carlson became the eighth defenseman in franchise history to record 60 points in a season and the first since Mike Green in 2009-10 (76 points, 19g, 57a). Carlson's 68 points this season are the seventh-highest single season total by a Capital in franchise history. Carlson became the third Capitals defenseman to lead the NHL in points since the year 2000 (Sergei Gonchar: 2001-02, 59 points; Mike Green: 2008-09, 2009-10: 73 and 76 points, respectively). He also passed Sylvain Cote (270) for seventh on the franchise points list for defensemen and passed Cote in goals (75) and Mike Green in assist (247) on March 20 against the Dallas Stars for seventh and sixth, respectively, on each list. Carlson is one of 28 active defensemen with at least 300 career points (77g, 256a).

Dynamic D-uo

This season, Dmitry Orlov recorded 10 goals on the year, which is a new career high. Over the last three seasons, Orlov's 93 points (24g, 69a) rank first among Russian-born defensemen. The Capitals had two defensemen with at least 10 goals (John Carlson: 15) this season, marking the first time they have had two defensemen with 10 goals since 2014-15 (Mike Green, Carlson: 10 goals) and just the second time since the 1997-98 season.

Laying it on the Line

This season, Brooks Orpik ranks ninth in the NHL in hits (218) and tied for 12th in blocked shots (168) among defensemen. Since Orpik entered the NHL in the 2002-03 season, he ranks first in hits (2,817) and fourth in blocked shots (1,714) among NHL defensemen.

Good Djoos

In his NHL and Capitals debut, Christian Djoos scored a goal and added an assist in 13:20 of ice time against the Pittsburgh Penguins on Oct. 11. According to Elias Sports Bureau, Djoos became the first Capitals defenseman to score a goal in his NHL debut since Steve Poapst scored in his first game on April 10, 1996 against the New York Rangers. Djoos also became the first defenseman in franchise history to record two points in his debut game. Djoos factored in to every Capitals goal in that game, the first rookie defenseman to factor into every goal in a two-goal game since John Carlson did so on Feb. 17, 2011 in a two-assist effort against the San Jose Sharks. Djoos finished the season with 14 points (3g, 11a),



Solid Additions

This season, the Capitals were 15-7-0 with Michal Kempny in the lineup and 9-2-0 with Jakub Jerabek in the lineup. Since Kempny made his Capitals debut on Feb. 22, Washington allowed the second-fewest goals (59) in the Eastern Conference.

Quick Draw

Jay Beagle's 17 face-off wins against the Ottawa Senators on Feb. 27 was the most face-off wins by a Capital this season, while his 92.9 success rate (13 out of 14) against the Toronto Maple Leafs on March 3 was the greatest success rate of any player in the NHL in a single game this season. This season, Beagle ranked fourth in the NHL in face-off percentage among players with at least 700 face-offs (584 wins on 998 draws, 58.52 percent), second among players with at least 300 defensive zone draws (358 wins on 604 face-offs, 59.27 percent) and first among players with at least 200 shorthanded face-offs (109 wins on 205 draws, 53.17 percent). Since the 2014-15 season, Beagle is ranks fifth among NHL players with at least 1,000 draws in face-off percentage (1,795 wins on 3,126 draws, 57.42 percent).

2017-18 Capitals Notes



Young V

Jakub Vrana finished with 27 points (13g, 14a) in his rookie season, and his 13 goals tied for 17th in the NHL among rookies this season. Twelve of Vrana's goals this season came at even strength, tied for the 15th most among rookies. Additionally, his 50.28 shot attempts percentage at five-on-five (821 shot attempts for, 812 against) ranked 13th among rookie forwards with at least 50 games played this season. Including three goals during the 2016-17 season, Vrana had 16 goals in 94 games as a rookie. That tied Michael Marson (1974-75) for the 14th-most by a rookie in franchise history and is the most by a Capitals rookie since Alex Ovechkin, who recorded 52 goals in his 2005-06 rookie season, which was the fourth most goals by a rookie in NHL history.

Andre The Giant

Andre Burakovsky finished with 25 points (12g, 13a) this season. Burakovsky has recorded 120 points (50g, 70a) to rank 11th among forwards in his 2013 draft class, while his 2.15 points per 60 minutes of five-on-five play rank sixth among forwards with at least 200 games played. Additionally, Burakovsky's career 53.28 shot attempts percentage (3,004 shot attempts for, 2,634 against) at five-on-five ranks first among all skaters selected in his NHL Draft with at least 100 games played. Burakovsky's career shot attempts percentage is the highest cumulative shot attempt percentage of any Capitals player over the last four seasons.

Great Dane

Lars Eller scored a goal against the New York Rangers on March 28, which was his 18th goal of the season and a new single-season high. Lars Eller's 63 points over the last two seasons (30g, 33a) rank fifth among Capitals forwards.

Consistent Conno

Brett Connolly recorded 15 goals this season, tying his single season career high and marking his second-straight season with 15 goals. Of the 168 NHL players that have recorded 30 total goals over the last two seasons, Connolly has the lowest average time on ice (11:21).

Aussie Aussie Aussie!

Australian-national Nathan Walker became the first Australian to play in the NHL when he took the ice against the Montreal Canadiens on Oct. 7, and he scored a goal in his debut. The Sydney, Australia, native became the first Australian drafted to the NHL after Washington selected him in the third round, 89th overall, in the 2014 NHL Draft.

Youth Invasion

The Capitals had nine different rookies play this season (Jakub Vrana, Chandler Stephenson, Christian Djoos, Madison Bowey, Jakub Jerabek, Nathan Walker, Shane Gersich, Travis Boyd and Liam O'Brien), the most rookies they've had play in at least one game since 2013-14. Vrana, Stephenson, Djoos and Bowey each played in over 50 games, marking the first time since the 1981-82 season the Capitals have had four rookies participate in at least 50 games. Six players recorded their first career point this season. Djoos and Bowey became the first pair of rookie Capitals defensemen to appear in at least 50 regular season games since the 1980-81 season (Howard Walker: 64; Darren Veitch: 59; James McTaggart: 52). Additionally, Bowey and Djoos became the first Capitals rookie defensemen to record at least 10 points in a season since Dmitry Orlov recorded 19 points (3g, 16a) in 60 games in 2011.



2017-18 Season Timeline

Oct.5: Ovechkin Nets Opening-Night Hat Trick in Ottawa (Capitals 5 – Senators 4 SO)

Challenged over the summer to produce more at 5-on-5, Alex Ovechkin didn't waste any time once the puck dropped on the 2017-18 season. In an Opening Night win in Ottawa, Ovechkin scored three even-strength goals in a span of 6:33 for the quickest three goals of his career. Ovechkin's third period hat-trick – his first three-goal game in a season opener – was the catalyst as the Capitals erased a 3-1 second intermission deficit and beat the Senators 5-4 in a shootout. Evgeny Kuznetsov had the primary assist on all three Ovechkin lamp lighters, before sealing the win with the deciding goal in the skills competition.

Oct.7: Ovechkin Scores Four More in Home Opener vs. Montreal (Capitals 6 – Canadiens 1)

Ovechkin and T.J. Oshie both scored in the opening minute, setting the tone for an eventual 6-1 rout of the Montreal Canadiens in the Capitals' 43rd home opener. Ovechkin scored three times in the first period and once more in the second, to secure his fourth career four-goal game. Ovechkin became the first player in 100 years to record a hat trick in each of his first two games of the season. Nathan Walker scored his first career goal on the same night he became the first Australian to make his NHL debut.

Nov.10: Holtby Earns 200th Win as Caps Down Pens (Capitals 4 – Penguins 1)

Braden Holtby made 27 saves and earned his 200th career win as the Capitals beat the Penguins 4-1 at Capital One Arena. Holtby became the second fastest goalie in NHL history to earn 200 wins, hitting the mark in his 319th career game. Only Ken Dryden (200 wins in 311 games) reached the 200-win plateau quicker.

Nov.25: Ovechkin Delivers Trick on Hockey Night in Canada (Capitals 4 – Maple Leafs 2)

In need of a spark with the Capitals hovering around the .500 mark a quarter of the way through the season (Washington was 11-10-1 through Nov.21), head coach Barry Trotz reunited Ovechkin and Nicklas Backstrom on the No.1 line and promoted Tom Wilson to round out the trio. The move paid off immediately with the Capitals earning consecutive wins over Ottawa, Tampa Bay and Toronto over a four-night span. The Capitals' 4-2 win in Toronto was highlighted by another Ovechkin hat-trick, this one on the grand stage of Hockey Night in Canada. The performance was especially meaningful for Ovechkin, who had invited one of his fans, 13-year-old cancer patient Alex Luey, to attend the game at the Air Canada Centre. Before the game, Ovechkin promised Luey he would score a goal. He delivered, and then some, sealing the win and the hat trick with an empty-net tally with nine seconds remaining in the third period. Ovechkin's 20th career hat trick also established a new franchise record as he moved him one clear of Peter Bonda for the most games with three or more goals in team history.

Dec.6: Wilson Leads Caps Past Blackhawks (Capitals 6 – Blackhawks 2)

The reconfigured No.1 line of Ovechkin – Backstrom – Wilson remained intact into December and the unit gave the Chicago Blackhawks all they could handle in a 6-2 win at Capital One Arena on Dec.6. Backstrom, Wilson and Ovechkin all scored in a span of 3:28 of the first period as the trio would finish the game with a combined four goals and 11 points. Backstrom's tally snapped a personal 21-game goalless drought, while Ovechkin's goal stood as the eventual game-winner. Wilson, who would set career highs across the board during the 2017-18 season, had a career-best four points (two goals, two assists) plus one final curtain call as the game's No.1 star. The win over Chicago gave the Capitals a 6-1-0 record in



the seven games since the formation of the Ovechkin-Backstrom-Wilson line with the three combining for 11 goals and 26 points (power play included) over the seven-game stretch.

Jan.2: Caps Rally in Raleigh (Capitals 5 – Hurricanes 4 OT)

The Capitals rang in the new year in style, rallying from a 4-3 third period deficit to beat the Carolina Hurricanes 5-4 in overtime at PNC Arena. Ovechkin scored the game-tying goal with 7:15 remaining in regulation, before netting his 100th career game-winning goal at 1:57 of OT. Ovechkin became the ninth player in NHL history to record 100 career game-winning goals and the first to do so with one franchise.

Jan.12: Caps Rally in Raleigh in Part II (Capitals 4 – Hurricanes 3)

In their final game before their mid-season bye week, the Capitals again overcame a third period deficit in Carolina, this time beating the Hurricanes 4-3 in regulation. Trailing 3-2 late in the third period, Brett Connolly netted the game-tying goal with 3:08 remaining, before Jay Beagle beat the clock and scored the game winner with 1.3 seconds left in regulation. Beagle started the play by winning a defensive-zone faceoff with less than 15 seconds remaining, before following Backstrom and Ovechkin up ice. Beagle then scored from atop the crease after redirecting a feed from Backstrom as the Capitals reached their mid-season retreat with a six-point lead atop the Metropolitan Division.

2017-18 Season Timeline

Feb.6: Backstrom's 200th Gives Caps Late Win (Capitals 3 – Blue Jackets 2)

Best known as one of the game's best playmakers, Backstrom became the fifth player in Capitals history to hit the 200-goal plateau when he beat Sergei Bobrovsky late in the third period of a 3-2 win in Columbus. Backstrom's goal came with 42.9 seconds remaining in regulation as the Capitals took the front-end of a home-and-home series against the division rival Blue Jackets. Three nights later, the Capitals completed the sweep with a 4-2 win at Capital One Arena. Backstrom joined Ovechkin, Bondra, Mike Gartner and Mike Ridley as the only players in franchise history to score at least 200 goals.

Mar.3: Stars Shine Under the Lights in Annapolis (Capitals 5 – Maple Leafs 2)

Ovechkin scored his 40th goal of the season while Backstrom, Kuznetsov and John Carlson had a goal and two assists each as the Capitals beat the Maple Leafs 5-2 at the NHL's Coors Light Stadium Series in Annapolis. Played before a crowd of 29,516 at Navy-Marine Corps Memorial Stadium, including many Midshipmen and U.S. service men and women, the game included plenty of pomp and circumstance. From the custom-made uniforms, to the pregame flyover and fireworks to the presence of the gold medal winning U.S. Olympic Women's Hockey team, the NHL staged an elaborate production. The Capitals made the most of the stage, improving to 3-0-0 all-time in outdoor games.

Mar.10: Caps Earn Elusive Win in San Jose (Capitals 2– Sharks 0)

Coming off consecutive losses in Anaheim and Los Angeles, the Capitals salvaged their annual California road trip with a 2-0 triumph in San Jose. Philipp Grubauer made 24 saves in the shutout as the Capitals earned their first regulation win in San Jose since October 30, 1993. Backstrom scored the game-winning goal while Lars Eller added an empty-netter for his 15th goal of the season and the 100th of his NHL career. Between Kuznetsov, Backstrom and Eller, the Capitals had three centers with at least 15 goals each for the first time since the 1992-93 season. The win in San Jose began a stretch that saw the Capitals win nine of 10 games and create some separation atop the Metropolitan Division.

Mar.12: Ovechkin Nets 600th; Caps Beat Jets in OT (Capitals 3 – Jets 2 OT)

The Capitals hosted the Winnipeg Jets in mid-March, with Ovechkin, 32, and Winnipeg's Patrik Laine, 19, tied for the NHL goal-scoring lead with 40 goals each. By the end of the night, Ovechkin showed that he wasn't quite ready to give up the title of Goal-Scoring King. Ovechkin scored twice, including the 600th goal of his NHL career, and Kuznetsov had the game-winning goal as the Capitals beat the Jets 3-2 in overtime. Ovechkin recorded his 600th goal in his 990th career game, joining Wayne Gretzky, Mario Lemieux and Brett Hull as the only players in league history to score 600 goals in fewer than 1,000 games. By season's end, Ovechkin would match Bobby Hull's NHL record with his seventh career goal-scoring title.

Mar.24: Backstrom Delivers in Montreal (Capitals 6 – Canadiens 4)

On a night when Wilson and Kuznetsov scored two goals each, it was Backstrom taking first star honors in Montreal as the Capitals beat the Canadiens 6-4. Backstrom matched his career-high with four primary assists, while recording his 11th career four-assist game. The win over the Canadiens was the middle match of a late-season three-game Original-6 road trip that saw the Capitals post a perfect 3-0-0 record with wins in Detroit, Montreal and New York. It was the first time the Capitals swept a road trip of three or more games since January 2016.

Apr.1: Caps Clinch Metropolitan Division Title in Pittsburgh (Capitals 3 – Penguins 1)

With Ovechkin skating in his 1000th career game, the Capitals beat the Penguins 3-1 in Pittsburgh to secure a third consecutive Metropolitan Division title. Oshie, Dmitry Orlov and Wilson all scored, while Grubauer made 36 saves in his 100th career appearance. Ovechkin became the first player in team history to play 1,000 games with the Capitals, and the 54th player in NHL history to play his first 1,000 games with one franchise.



2017-18 Individual Statistics

| Players | GP | G | A | P | +/- | PIM | PP | SH | GW | OT | S | S% | TOI/G | Sft/G | FO% |
|---------------------|----|----|----|----|-----|------|-----|------|------|------|-----|------|-------|-------|---------|
| Alex Ovechkin | 82 | 49 | 38 | 87 | 3 | 32 | 17 | 0 | 7 | 3 | 355 | 13.8 | 20:08 | 21.1 | 37.5 |
| Evgeny Kuznetsov | 79 | 27 | 56 | 83 | 3 | 48 | 7 | 1 | 8 | 2 | 187 | 14.4 | 18:48 | 20.3 | 44.2 |
| Nicklas Backstrom | 81 | 21 | 50 | 71 | 5 | 46 | 7 | 0 | 4 | 1 | 165 | 12.7 | 19:39 | 22.4 | 51.2 |
| John Carlson | 82 | 15 | 53 | 68 | 0 | 32 | 4 | 0 | 4 | 1 | 237 | 6.3 | 24:46 | 26.4 | 0.0 |
| TJ Oshie | 74 | 18 | 29 | 47 | 2 | 31 | 9 | 0 | 3 | 0 | 127 | 14.2 | 18:24 | 20.8 | 47.9 |
| Lars Eller | 81 | 18 | 20 | 38 | -6 | 38 | 3 | 0 | 2 | 0 | 161 | 11.2 | 15:18 | 19.0 | 49.3 |
| Tom Wilson | 78 | 14 | 21 | 35 | 10 | 187 | 0 | 1 | 1 | 0 | 123 | 11.4 | 15:59 | 20.1 | 46.3 |
| Dmitry Orlov | 82 | 10 | 21 | 31 | 10 | 22 | 0 | 0 | 2 | 0 | 125 | 8.0 | 23:07 | 25.5 | 0.0 |
| Matt Niskanen | 68 | 7 | 22 | 29 | 24 | 36 | 2 | 0 | 1 | 0 | 120 | 5.8 | 22:36 | 24.9 | 0.0 |
| Brett Connolly | 70 | 15 | 12 | 27 | -6 | 30 | 4 | 0 | 2 | 0 | 67 | 22.4 | 12:00 | 15.0 | 45.2 |
| Jakub Vrana | 73 | 13 | 14 | 27 | 2 | 12 | 1 | 0 | 2 | 0 | 133 | 9.8 | 12:29 | 15.6 | 52.0 |
| Andre Burakovsky | 56 | 12 | 13 | 25 | 3 | 27 | 2 | 0 | 5 | 1 | 84 | 14.3 | 13:50 | 16.6 | 54.5 |
| Jay Beagle | 79 | 7 | 15 | 22 | 3 | 16 | 0 | 1 | 2 | 0 | 65 | 10.8 | 12:26 | 18.0 | 58.5 |
| Alex Chiasson | 61 | 9 | 9 | 18 | 1 | 26 | 1 | 1 | 2 | 0 | 59 | 15.3 | 11:45 | 15.7 | 26.8 |
| Chandler Stephenson | 67 | 6 | 12 | 18 | 13 | 8 | 0 | 0 | 0 | 0 | 36 | 16.7 | 11:52 | 16.1 | 54.8 |
| Devante Smith-Pelly | 75 | 7 | 9 | 16 | -6 | 38 | 0 | 0 | 1 | 0 | 103 | 6.8 | 12:20 | 15.4 | 48.5 |
| Christian Djoos | 63 | 3 | 11 | 14 | 13 | 10 | 0 | 0 | 0 | 0 | 60 | 5.0 | 14:02 | 18.4 | 0.0 |
| Madison Bowey | 51 | 0 | 12 | 12 | -3 | 24 | 0 | 0 | 0 | 0 | 47 | 0.0 | 13:42 | 16.9 | 0.0 |
| Brooks Orpik | 81 | 0 | 10 | 10 | -9 | 68 | 0 | 0 | 0 | 0 | 54 | 0.0 | 19:21 | 22.2 | 0.0 |
| Taylor Chorney | 24 | 1 | 3 | 4 | 8 | 8 | 0 | 0 | 0 | 0 | 14 | 7.1 | 12:59 | 17.5 | 0.0 |
| Jakub Jerabek | 11 | 1 | 3 | 4 | -1 | 0 | 0 | 0 | 0 | 0 | 11 | 9.1 | 13:59 | 16.4 | 0.0 |
| Michal Kempny | 22 | 2 | 1 | 3 | 1 | 14 | 0 | 0 | 0 | 0 | 32 | 6.3 | 16:44 | 19.5 | 0.0 |
| Nathan Walker | 7 | 1 | 0 | 1 | 1 | 4 | 0 | 0 | 0 | 0 | 4 | 25.0 | 9:11 | 13.0 | 0.0 |
| Shane Gersich | 3 | 0 | 1 | 1 | -1 | 0 | 0 | 0 | 0 | 0 | 4 | 0.0 | 9:01 | 12.3 | 0.0 |
| Travis Boyd | 8 | 0 | 1 | 1 | 2 | 2 | 0 | 0 | 0 | 0 | 2 | 0.0 | 8:49 | 12.5 | 50.0 |
| Aaron Ness | 8 | 0 | 1 | 1 | 2 | 8 | 0 | 0 | 0 | 0 | 2 | 0.0 | 12:43 | 19.4 | 0.0 |
| Anthony Peluso | 2 | 0 | 0 | 0 | 0 | 4 | 0 | 0 | 0 | 0 | 0 | 0.0 | 4:38 | 8.0 | 0.0 |
| Liam O'Brien | 3 | 0 | 0 | 0 | 0 | 5 | 0 | 0 | 0 | 0 | 1 | 0.0 | 6:55 | 10.0 | 0.0 |
| Tyler Graovac | 5 | 0 | 0 | 0 | -3 | 2 | 0 | 0 | 0 | 0 | 1 | 0.0 | 6:44 | 10.6 | 33.3 |
| Goaltenders | GP | GS | W | L | OT | SA | GA | GAA | Sv | Sv% | SO | G | A | PIM | MIN |
| Braden Holtby | 54 | 54 | 34 | 16 | 4 | 1648 | 153 | 2.99 | 1495 | .907 | 0 | 0 | 0 | 2 | 3067:48 |
| Philipp Grubauer | 35 | 28 | 15 | 10 | 3 | 953 | 73 | 2.35 | 880 | .923 | 3 | 0 | 1 | 0 | 1864:48 |

2017-18 Game-by-Game Results

| # | Date | Team | W-L-OT | Record | GF-GA | Scorers | W Goal | PP | PK | SF-SA | W-L Gldr. | Attend. |
|----|------------|-------|--------|----------|-------|--------------------|--------|-----|-----|-------|-----------|---------|
| 1 | 10/05/2017 | @ OTT | W** | 01-00-00 | 5-4 | 10,8,8,8 | 92 | 0-1 | 5-5 | 28-32 | 70 / 41 | 17009 |
| 2 | 10/07/2017 | MTL | W | 02-00-00 | 6-1 | 8,77,8p,8,8,79 | 77 | 1-4 | 4-4 | 23-39 | 70 / 31 | 18506+ |
| 3 | 10/09/2017 | @ TBL | O* | 02-00-01 | 3-4 | 19,77p,77p | 21 | 2-4 | 4-5 | 26-40 | 88 / 31 | 19092+ |
| 4 | 10/11/2017 | PIT | L | 02-01-01 | 2-3 | 29,8 | 43 | 0-4 | 3-6 | 22-36 | 30 / 70 | 18506+ |
| 5 | 10/13/2017 | @ NJD | W | 03-01-01 | 5-2 | 77,8p,13,77p,19p | 13 | 3-5 | 3-4 | 28-23 | 70 / 35 | 13458 |
| 6 | 10/14/2017 | @ PHI | L | 03-02-01 | 2-8 | 13,19 | 17 | 0-2 | 1-2 | 23-37 | 37 / 31 | 19817+ |
| 7 | 10/17/2017 | TOR | L | 03-03-01 | 0-2 | | 28 | 0-3 | 2-2 | 30-30 | 31 / 70 | 18506+ |
| 8 | 10/20/2017 | @ DET | W* | 04-03-01 | 4-3 | 65,83s,77p,8p | 8 | 2-5 | 4-5 | 41-37 | 70 / 34 | 19515+ |
| 9 | 10/21/2017 | FLA | L | 04-04-01 | 1-4 | 29 | 63 | 0-4 | 4-6 | 42-23 | 34 / 31 | 18506+ |
| 10 | 10/26/2017 | @ VAN | L | 04-05-01 | 2-6 | 92,18 | 60 | 0-3 | 3-6 | 27-30 | 31 / 70 | 18293 |
| 11 | 10/28/2017 | @ EDM | W | 05-05-01 | 5-2 | 25,20,92,92,83 | 92 | 0-0 | 4-4 | 31-40 | 70 / 33 | 18347 |
| 12 | 10/29/2017 | @ CGY | L | 05-06-01 | 1-2 | 13 | 23 | 0-2 | 2-2 | 31-38 | 41 / 31 | 18327 |
| 13 | 11/02/2017 | NYI | W | 06-06-01 | 4-3 | 4,20,39,20 | 20 | 0-4 | 2-4 | 19-38 | 70 / 41 | 18506+ |
| 14 | 11/04/2017 | @ BOS | W | 07-06-01 | 3-2 | 43,8,43 | 43 | 0-2 | 3-4 | 27-33 | 70 / 40 | 17565+ |
| 15 | 11/06/2017 | ARI | W* | 08-06-01 | 3-2 | 25,8p,74 | 74 | 1-6 | 3-3 | 40-26 | 70 / 31 | 18506+ |
| 16 | 11/07/2017 | @ BUF | L | 08-07-01 | 1-3 | 8 | 67 | 0-1 | 4-4 | 25-32 | 40 / 31 | 17146 |
| 17 | 11/10/2017 | PIT | W | 09-07-01 | 4-1 | 74p,77p,18,13 | 77 | 2-6 | 4-4 | 31-28 | 70 / 30 | 18506+ |
| 18 | 11/12/2017 | EDM | W** | 10-07-01 | 2-1 | 9 | 77 | 0-3 | 0-0 | 19-30 | 70 / 1 | 18506+ |
| 19 | 11/14/2017 | @ NSH | L | 10-08-01 | 3-6 | 77p,39,77 | 22 | 1-3 | 4-5 | 29-31 | 35 / 70 | 17113+ |
| 20 | 11/16/2017 | @ COL | L | 10-09-01 | 2-6 | 10,92p | 22 | 1-5 | 4-6 | 30-28 | 1 / 31 | 15070 |
| 21 | 11/18/2017 | MIN | W | 11-09-01 | 3-1 | 77p,9,92p | 9 | 2-5 | 3-4 | 43-31 | 70 / 32 | 18506+ |
| 22 | 11/20/2017 | CGY | L | 11-10-01 | 1-4 | 20 | 23 | 0-3 | 3-5 | 30-39 | 41 / 70 | 18506+ |
| 23 | 11/22/2017 | OTT | W | 12-10-01 | 5-2 | 13,8,92p,13,39 | 92 | 1-1 | 3-3 | 25-31 | 70 / 41 | 18506+ |
| 24 | 11/24/2017 | TBL | W | 13-10-01 | 3-1 | 8,25,83 | 25 | 0-3 | 2-3 | 38-26 | 31 / 88 | 18506+ |
| 25 | 11/25/2017 | @ TOR | W | 14-10-01 | 4-2 | 8,8p,13,8 | 13 | 1-3 | 1-1 | 21-29 | 70 / 35 | 19404+ |
| 26 | 11/30/2017 | LAK | L | 14-11-01 | 2-5 | 92,92 | 36 | 0-2 | 2-2 | 29-27 | 32 / 70 | 18506+ |
| 27 | 12/02/2017 | CBJ | W | 15-11-01 | 4-3 | 10,39,8p,92 | 92 | 1-2 | 0-0 | 23-35 | 70 / 72 | 18506+ |
| 28 | 12/04/2017 | SJS | W | 16-11-01 | 4-1 | 25,8,10p,13p | 8 | 2-6 | 1-1 | 29-25 | 31 / 31 | 18506+ |
| 29 | 12/06/2017 | CHI | W | 17-11-01 | 6-2 | 19,43,8,10p,92,43s | 8 | 1-3 | 4-4 | 25-39 | 70 / 31 | 18506+ |
| 30 | 12/08/2017 | NYR | W | 18-11-01 | 4-2 | 83,19,2,43 | 2 | 0-4 | 3-3 | 40-29 | 70 / 30 | 18506+ |
| 31 | 12/11/2017 | @ NYI | L | 18-12-01 | 1-3 | 9 | 16 | 0-2 | 3-3 | 32-29 | 41 / 70 | 11053 |
| 32 | 12/12/2017 | COL | W | 19-12-01 | 5-2 | 13,74,10,2,25 | 10 | 0-1 | 4-4 | 27-24 | 70 / 1 | 18506+ |
| 33 | 12/14/2017 | @ BOS | W | 20-12-01 | 5-3 | 13,19p,39,39s,8 | 39 | 1-4 | 3-5 | 22-37 | 70 / 35 | 17565+ |
| 34 | 12/16/2017 | ANA | W* | 21-12-01 | 3-2 | 19,92,8 | 8 | 0-0 | 0-1 | 27-30 | 70 / 36 | 18506+ |
| 35 | 12/19/2017 | @ DAL | W* | 22-12-01 | 4-3 | 65,9,10,65 | 65 | 0-3 | 3-4 | 28-36 | 70 / 30 | 18112 |
| 36 | 12/22/2017 | @ ARI | O* | 22-12-02 | 2-3 | 77,92 | 9 | 0-2 | 1-2 | 17-27 | 31 / 31 | 10904 |
| 37 | 12/23/2017 | @ VGK | L | 22-13-02 | 0-3 | | 89 | 0-4 | 2-2 | 26-28 | 29 / 70 | 18025+ |
| 38 | 12/27/2017 | @ NYR | O** | 22-13-03 | 0-1 | | 36 | 0-2 | 3-3 | 30-37 | 31 / 31 | 18006+ |
| 39 | 12/28/2017 | BOS | W** | 23-13-03 | 4-3 | 20,8p,10 | 8 | 1-4 | 5-5 | 34-34 | 70 / 35 | 18506+ |
| 40 | 12/30/2017 | NJD | W | 24-13-03 | 5-2 | 43,29,74p,2,19 | 74 | 1-2 | 2-2 | 35-27 | 70 / 35 | 18506+ |
| 41 | 01/02/2018 | @ CAR | W* | 25-13-03 | 5-4 | 39,25,9,8,8 | 8 | 0-2 | 3-4 | 26-38 | 70 / 30 | 11989 |

* Overtime

** Shootout

s Shorthanded goal

p Power-play goal

ps Penalty shot

e Empty net goal

+ Sellout



2017-18 Game-by-Game Results

| # | Date | Team | W-L-OT | Record | GF-GA | Scorers | W Goal | PP | PK | SF-SA | W-L Gldr. | Attend. |
|----|------------|-------|--------|----------|-------|----------------------|--------|-----|-----|-------|-----------|---------|
| 42 | 01/07/2018 | STL | W* | 26-13-03 | 4-3 | 10p,8p,20,19 | 19 | 2-4 | 1-2 | 33-34 | 70 / 40 | 18506+ |
| 43 | 01/09/2018 | VAN | W | 27-13-03 | 3-1 | 74,20,92 | 20 | 0-2 | 2-3 | 36-38 | 31 / 25 | 18506+ |
| 44 | 01/11/2018 | CAR | L | 27-14-03 | 1-3 | 20 | 49 | 0-3 | 1-1 | 28-33 | 33 / 70 | 18506+ |
| 45 | 01/12/2018 | @ CAR | W | 28-14-03 | 4-3 | 20p,8,10,83 | 83 | 1-4 | 3-5 | 27-39 | 31 / 30 | 16239 |
| 46 | 01/18/2018 | @ NJD | O* | 28-14-04 | 3-4 | 10,9,10 | 9 | 0-5 | 3-3 | 19-32 | 1 / 70 | 14163 |
| 47 | 01/19/2018 | MTL | L | 28-15-04 | 2-3 | 74p,20 | 67 | 1-3 | 3-4 | 26-26 | 37 / 31 | 18506+ |
| 48 | 01/21/2018 | PHI | O* | 28-15-05 | 1-2 | 8p | 11 | 1-3 | 3-3 | 28-23 | 37 / 70 | 18506+ |
| 49 | 01/25/2018 | @ FLA | W | 29-15-05 | 4-2 | 19p,8,74,10p | 74 | 2-6 | 4-4 | 46-34 | 70 / 29 | 14033 |
| 50 | 01/31/2018 | PHI | W | 30-15-05 | 5-3 | 18,18,65p,77p,25 | 77 | 2-3 | 1-1 | 25-30 | 70 / 30 | 18506+ |
| 51 | 02/02/2018 | @ PIT | L | 30-16-05 | 4-7 | 8,9,92,8 | 17 | 0-3 | 1-4 | 33-39 | 30 / 70 | 18652+ |
| 52 | 02/04/2018 | VGK | L | 30-17-05 | 3-4 | 18,2,19 | 89 | 0-2 | 0-1 | 23-31 | 29 / 31 | 18506+ |
| 53 | 02/06/2018 | @ CBJ | W | 31-17-05 | 3-2 | 74p,43,19 | 19 | 1-1 | 3-3 | 25-39 | 70 / 72 | 16419 |
| 54 | 02/09/2018 | CBJ | W | 32-17-05 | 4-2 | 74,92,83,20p | 83 | 1-4 | 3-3 | 17-37 | 70 / 72 | 18506+ |
| 55 | 02/11/2018 | DET | O* | 32-17-06 | 4-5 | 8p,10,9,19p | 21 | 2-3 | 3-3 | 27-29 | 35 / 70 | 18506+ |
| 56 | 02/13/2018 | @ WPG | O* | 32-17-07 | 3-4 | 19,65,74 | 57 | 0-2 | 3-3 | 27-44 | 37 / 70 | 15321+ |
| 57 | 02/15/2018 | @ MIN | W | 33-17-07 | 5-2 | 43,8,65,19,43 | 65 | 0-2 | 4-5 | 27-34 | 31 / 40 | 19027+ |
| 58 | 02/17/2018 | @ CHI | L | 33-18-07 | 1-7 | 43 | 20 | 0-2 | 3-4 | 20-44 | 31 / 70 | 22066+ |
| 59 | 02/19/2018 | @ BUF | W | 34-18-07 | 3-2 | 8,74,92 | 92 | 0-1 | 3-3 | 30-34 | 31 / 31 | 18228 |
| 60 | 02/20/2018 | TBL | L | 34-19-07 | 2-4 | 20p,8 | 21 | 1-2 | 1-2 | 37-19 | 88 / 70 | 18506+ |
| 61 | 02/22/2018 | @ FLA | L | 34-20-07 | 2-3 | 20,65p | 21 | 1-3 | 3-4 | 35-33 | 1 / 70 | 15312 |
| 62 | 02/24/2018 | BUF | W | 35-20-07 | 5-1 | 92,65,8p,20,8 | 65 | 1-1 | 2-2 | 36-29 | 31 / 40 | 18506+ |
| 63 | 02/26/2018 | @ CBJ | L | 35-21-07 | 1-5 | 8p | 22 | 1-3 | 2-4 | 26-35 | 72 / 70 | 17386 |
| 64 | 02/27/2018 | OTT | W | 36-21-07 | 3-2 | 92,43,92 | 92 | 0-2 | 6-7 | 22-30 | 31 / 1 | 18506+ |
| 65 | 03/03/2018 | TOR | W | 37-21-07 | 5-2 | 92p,8,19p,74,13 | 19 | 2-2 | 2-2 | 34-29 | 70 / 31 | 29516 |
| 66 | 03/06/2018 | @ ANA | L | 37-22-07 | 0-4 | | 14 | 0-3 | 0-1 | 36-18 | 36 / 70 | 15910 |
| 67 | 03/08/2018 | @ LAK | L | 37-23-07 | 1-3 | 13 | 22 | 0-3 | 1-1 | 26-29 | 32 / 31 | 18230+ |
| 68 | 03/10/2018 | @ SJS | W | 38-23-07 | 2-0 | 19,20 | 19 | 0-0 | 2-2 | 26-24 | 31 / 31 | 17562+ |
| 69 | 03/12/2018 | WPG | W* | 39-23-07 | 3-2 | 8p,8,92 | 92 | 1-4 | 3-3 | 43-28 | 31 / 37 | 18506+ |
| 70 | 03/15/2018 | @ NYI | W | 40-23-07 | 7-3 | 20,77,9,65,19p,74,77 | 65 | 1-1 | 3-3 | 22-38 | 31 / 33 | 10740 |
| 71 | 03/16/2018 | NYI | W | 41-23-07 | 6-3 | 77p,19p,2,39p,13,20 | 39 | 3-8 | 2-5 | 31-25 | 70 / 41 | 18506+ |
| 72 | 03/18/2018 | @ PHI | L | 41-24-07 | 3-6 | 8,18,74 | 17 | 0-3 | 3-3 | 28-35 | 34 / 31 | 19687+ |
| 73 | 03/20/2018 | DAL | W | 42-24-07 | 4-3 | 77,2,8p,74 | 74 | 1-3 | 3-4 | 32-27 | 70 / 32 | 18506+ |
| 74 | 03/22/2018 | @ DET | W | 43-24-07 | 1-0 | 10 | 10 | 0-3 | 4-4 | 26-39 | 31 / 35 | 19515+ |
| 75 | 03/24/2018 | @ MTL | W | 44-24-07 | 6-4 | 92p,43,43,83,92p,28 | 92 | 2-3 | 2-3 | 30-21 | 31 / 31 | 21302+ |
| 76 | 03/26/2018 | @ NYR | W | 45-24-07 | 4-2 | 77,2,8p,92s | 8 | 1-3 | 4-4 | 33-30 | 31 / 40 | 18006+ |
| 77 | 03/28/2018 | NYR | W* | 46-24-07 | 3-2 | 65,20,92 | 92 | 0-3 | 4-5 | 33-37 | 70 / 30 | 18506+ |
| 78 | 03/30/2018 | CAR | L | 46-25-07 | 1-4 | 6 | 27 | 0-2 | 1-1 | 21-30 | 33 / 70 | 18506+ |
| 79 | 04/01/2018 | @ PIT | W | 47-25-07 | 3-1 | 77,9,43 | 9 | 0-5 | 5-5 | 34-37 | 31 / 30 | 18639+ |
| 80 | 04/02/2018 | @ STL | W | 48-25-07 | 4-2 | 19,39,65,8p | 65 | 1-2 | 4-4 | 34-36 | 70 / 34 | 18841 |
| 81 | 04/05/2018 | NSH | L | 48-26-07 | 3-4 | 8p,92p,92 | 92 | 2-5 | 0-2 | 32-29 | 74 / 31 | 18506+ |
| 82 | 04/07/2018 | NJD | W | 49-26-07 | 5-3 | 8,19,6,8,65 | 8 | 0-2 | 1-1 | 26-26 | 70 / 35 | 18506+ |

* Overtime

** Shootout

s Shorthanded goal

p Power-play goal

ps Penalty shot

e Empty net goal

+ Sellout

2017-18 Results

GOALS BY PERIOD

| | 1 | 2 | 3 | OT | T | Avg |
|----------------------|----|----|----|----|-----|------------|
| Washington Capitals: | 76 | 87 | 85 | 8 | 256 | (3.1 avg.) |
| Opponents: | 70 | 73 | 89 | 6 | 238 | (2.9 avg.) |

SHOTS BY PERIOD

| | 1 | 2 | 3 | OT | T | Avg |
|----------------------|-----|-----|-----|----|------|-------------|
| Washington Capitals: | 767 | 811 | 770 | 31 | 2379 | (29.0 avg.) |
| Opponents: | 841 | 875 | 861 | 36 | 2613 | (31.9 avg.) |

POWER PLAY

| | G | Att | % |
|----------|----|-----|-----------------|
| Overall: | 55 | 244 | 22.5 (7th NHL) |
| Home: | 33 | 131 | 25.2 (7th NHL) |
| Road: | 22 | 113 | 19.5 (15th NHL) |

PENALTY KILLING

| | G | Att | % |
|----------|----|-----|-------------------|
| Overall: | 53 | 269 | 80.3 (T-15th NHL) |
| Home: | 25 | 121 | 79.3 (23rd NHL) |
| Road: | 28 | 148 | 81.1 (10th NHL) |

PENALTIES

| GP | Min | Avg./Rank |
|----|-----|----------------|
| 82 | 800 | 9.8 (26th NHL) |



2017-18 Home and Road Statistics

| Player | HOME | | | |
|---------------------|------|----|----|-----|
| | G | A | P | +/- |
| Evgeny Kuznetsov | 17 | 31 | 48 | -1 |
| Alex Ovechkin | 26 | 18 | 44 | -2 |
| John Carlson | 9 | 32 | 41 | 7 |
| Nicklas Backstrom | 10 | 24 | 34 | 5 |
| Lars Eller | 13 | 12 | 25 | 9 |
| T.J. Oshie | 6 | 15 | 21 | 5 |
| Matt Niskanen | 6 | 13 | 19 | 18 |
| Tom Wilson | 5 | 13 | 18 | 5 |
| Dmitry Orlov | 3 | 13 | 16 | 5 |
| Jay Beagle | 3 | 11 | 14 | 8 |
| Jakub Vrana | 7 | 6 | 13 | 6 |
| Devante Smith-Pelly | 5 | 7 | 12 | 4 |
| Chandler Stephenson | 4 | 8 | 12 | 10 |
| Brett Connolly | 7 | 4 | 11 | 2 |
| Christian Djoos | 3 | 6 | 9 | 10 |
| Alex Chiasson | 4 | 4 | 8 | 7 |
| Madison Bowey | 0 | 8 | 8 | -1 |
| Andre Burakovsky | 4 | 3 | 7 | 1 |
| Michal Kempny | 2 | 1 | 3 | 4 |
| Taylor Chorney | 1 | 1 | 2 | 3 |
| Brooks Orpik | 0 | 2 | 2 | 8 |
| Nathan Walker | 1 | 0 | 1 | 2 |
| Aaron Ness | 0 | 1 | 1 | 2 |
| Shane Gersich | 0 | 1 | 1 | -1 |
| Travis Boyd | 0 | 0 | 0 | 1 |
| Tyler Graovac | 0 | 0 | 0 | -1 |
| Jakub Jerabek | 0 | 0 | 0 | -2 |
| Liam O'Brien | 0 | 0 | 0 | 0 |

| Player | ROAD | | | |
|---------------------|------|----|----|-----|
| | G | A | P | +/- |
| Alex Ovechkin | 23 | 20 | 43 | 5 |
| Nicklas Backstrom | 11 | 26 | 37 | 0 |
| Evgeny Kuznetsov | 10 | 25 | 35 | 4 |
| John Carlson | 6 | 21 | 27 | -7 |
| T.J. Oshie | 12 | 14 | 26 | -3 |
| Andre Burakovsky | 8 | 10 | 18 | 2 |
| Tom Wilson | 9 | 8 | 17 | 5 |
| Brett Connolly | 8 | 8 | 16 | -8 |
| Dmitry Orlov | 7 | 8 | 15 | 5 |
| Jakub Vrana | 6 | 8 | 14 | -4 |
| Lars Eller | 5 | 8 | 13 | -15 |
| Alex Chiasson | 5 | 5 | 10 | -6 |
| Matt Niskanen | 1 | 9 | 10 | 6 |
| Jay Beagle | 4 | 4 | 8 | -5 |
| Brooks Orpik | 0 | 8 | 8 | -17 |
| Chandler Stephenson | 2 | 4 | 6 | 3 |
| Christian Djoos | 0 | 5 | 5 | 3 |
| Devante Smith-Pelly | 2 | 2 | 4 | -10 |
| Jakub Jerabek | 1 | 3 | 4 | 1 |
| Madison Bowey | 0 | 4 | 4 | -2 |
| Taylor Chorney | 0 | 2 | 2 | 5 |
| Travis Boyd | 0 | 1 | 1 | 1 |
| Shane Gersich | 0 | 0 | 0 | 0 |
| Tyler Graovac | 0 | 0 | 0 | -2 |
| Nathan Walker | 0 | 0 | 0 | -1 |
| Aaron Ness | 0 | 0 | 0 | 0 |
| Liam O'Brien | 0 | 0 | 0 | 0 |
| Michal Kempny | 0 | 0 | 0 | -3 |
| Anthony Peluso | 0 | 0 | 0 | 0 |

2017-18 Even-Strength & Special Teams

| Player | GP | EVEN STRENGTH | | | POWER PLAY | | | SHORTHANDED | | | GW | OT |
|---------------------|----|---------------|----|----|------------|----|----|-------------|---|---|----|----|
| | | G | A | P | G | A | P | G | A | P | | |
| Alex Ovechkin | 82 | 32 | 24 | 56 | 17 | 14 | 31 | 0 | 0 | 0 | 7 | 3 |
| Evgeny Kuznetsov | 79 | 19 | 33 | 52 | 7 | 23 | 30 | 1 | 0 | 1 | 8 | 2 |
| Nicklas Backstrom | 81 | 14 | 31 | 45 | 7 | 19 | 26 | 0 | 0 | 0 | 4 | 1 |
| John Carlson | 82 | 11 | 25 | 36 | 4 | 28 | 32 | 0 | 0 | 0 | 4 | 1 |
| Tom Wilson | 78 | 13 | 20 | 33 | 0 | 1 | 1 | 1 | 0 | 1 | 1 | 0 |
| Lars Eller | 81 | 15 | 17 | 32 | 3 | 3 | 6 | 0 | 0 | 0 | 2 | 0 |
| T.J. Oshie | 74 | 9 | 20 | 29 | 9 | 9 | 18 | 0 | 0 | 0 | 3 | 0 |
| Matt Niskanen | 68 | 7 | 21 | 28 | 0 | 0 | 0 | 0 | 1 | 1 | 1 | 0 |
| Dmitry Orlov | 82 | 10 | 17 | 27 | 0 | 4 | 4 | 0 | 0 | 0 | 2 | 0 |
| Jakub Vrana | 73 | 12 | 12 | 24 | 1 | 2 | 3 | 0 | 0 | 0 | 2 | 0 |
| Brett Connolly | 70 | 11 | 11 | 22 | 4 | 1 | 5 | 0 | 0 | 0 | 2 | 0 |
| Andre Burakovsky | 56 | 10 | 11 | 21 | 2 | 2 | 4 | 0 | 0 | 0 | 5 | 1 |
| Jay Beagle | 79 | 6 | 15 | 21 | 0 | 0 | 0 | 1 | 0 | 1 | 2 | 0 |
| Chandler Stephenson | 67 | 6 | 12 | 18 | 0 | 0 | 0 | 0 | 0 | 0 | 0 | 0 |
| Devante Smith-Pelly | 75 | 7 | 9 | 16 | 0 | 0 | 0 | 0 | 0 | 0 | 1 | 0 |
| Christian Djoos | 63 | 3 | 11 | 14 | 0 | 0 | 0 | 0 | 0 | 0 | 0 | 0 |
| Alex Chiasson | 61 | 7 | 7 | 14 | 1 | 0 | 1 | 1 | 2 | 3 | 2 | 0 |
| Madison Bowey | 51 | 0 | 12 | 12 | 0 | 0 | 0 | 0 | 0 | 0 | 0 | 0 |
| Brooks Orpik | 81 | 0 | 10 | 10 | 0 | 0 | 0 | 0 | 0 | 0 | 0 | 0 |
| Jakub Jerabek | 11 | 1 | 3 | 4 | 0 | 0 | 0 | 0 | 0 | 0 | 0 | 0 |
| Michal Kempny | 22 | 2 | 1 | 3 | 0 | 0 | 0 | 0 | 0 | 0 | 0 | 0 |
| Taylor Chorney | 24 | 1 | 2 | 3 | 0 | 0 | 0 | 0 | 1 | 1 | 0 | 0 |
| Nathan Walker | 7 | 1 | 0 | 1 | 0 | 0 | 0 | 0 | 0 | 0 | 0 | 0 |
| Shane Gersich | 3 | 0 | 1 | 11 | 0 | 0 | 0 | 0 | 0 | 0 | 0 | 0 |
| Aaron Ness | 8 | 0 | 1 | 1 | 0 | 0 | 0 | 0 | 0 | 0 | 0 | 0 |
| Travis Boyd | 8 | 0 | 1 | 1 | 0 | 0 | 0 | 0 | 0 | 0 | 0 | 0 |
| Tyler Graovac | 5 | 0 | 0 | 0 | 0 | 0 | 0 | 0 | 0 | 0 | 0 | 0 |
| Liam O'Brien | 3 | 0 | 0 | 0 | 0 | 0 | 0 | 0 | 0 | 0 | 0 | 0 |
| Anthony Peluso | 2 | 0 | 0 | 0 | 0 | 0 | 0 | 0 | 0 | 0 | 0 | 0 |



2017-18 Situational Statistics

GOALS BY PERIOD

| | 1st | 2nd | 3rd | OT |
|---------------------|-----|-----|-----|----|
| Nicklas Backstrom | 6 | 7 | 7 | 1 |
| Jay Beagle | 1 | 2 | 4 | |
| Madison Bowey | | | | |
| Travis Boyd | | | | |
| Andre Burakovsky | 2 | 7 | 2 | 1 |
| John Carlson | 4 | 6 | 3 | 1 |
| Alex Chiasson | 2 | 3 | 4 | |
| Taylor Chorney | 1 | | | |
| Brett Connolly | 4 | 3 | 8 | |
| Christian Djoos | 1 | 2 | | |
| Lars Eller | 6 | 5 | 7 | |
| Shane Gersich | | | | |
| Tyler Graovac | | | | |
| Philipp Grubauer | | | | |
| Braden Holtby | | | | |
| Jakub Jerabek | | | 1 | |
| Michal Kempny | 1 | 1 | | |
| Evgeny Kuznetsov | 7 | 7 | 11 | 2 |
| Aaron Ness | | | | |
| Matt Niskanen | 1 | 3 | 3 | |
| Liam O'Brien | | | | |
| Dmitry Orlov | 2 | 5 | 3 | |
| Brooks Orpik | | | | |
| T.J. Oshie | 8 | 6 | 4 | |
| Alex Ovechkin | 17 | 15 | 14 | 3 |
| Anthony Peluso | | | | |
| Devante Smith-Pelly | 4 | 1 | 2 | |
| Chandler Stephenson | 1 | 2 | 2 | |
| Jakub Vrana | 4 | 5 | 4 | |
| Nathan Walker | | 1 | | |
| Tom Wilson | 6 | 4 | 4 | |
| Total | 76 | 87 | 85 | 8 |

SITUATIONAL GOALS

| | For | Against |
|----------------|-----|---------|
| 5 on 5: | 171 | 154 |
| 5 on 4: | 49 | 5 |
| 5 on 3: | 2 | 0 |
| 4 on 4: | 2 | 4 |
| 4 on 3: | 1 | 0 |
| 3 on 3: | 7 | 5 |
| 3 on 4: | 0 | 1 |
| 3 on 5: | 0 | 2 |
| 4 on 5: | 3 | 48 |
| Empty Net: | 16 | 12 |
| Penalty Shots: | 0 | 1 |
| Total: | 256 | 238 |

Quickest back-to-back goals scored: 0:26, 10/7/17 vs. MTL

Quickest back-to-back goals scored, one player: 0:47, Chandler Stephenson, 1/31/18 vs. PHI

Quickest back-to-back goals allowed: 0:09, twice, m.r. 2/11/18 vs. DET

Fastest goal to start a game: 0:14, Jay Beagle, 12/8/17 vs. NYR

Fastest goal allowed to start a game: 0:17, Gabriel Landeskog, 11/16/17 at COL

Fastest goal to start a period: 0:14, Jay Beagle, 12/8/17 vs. NYR, 1st

Fastest goal allowed to start a period: 0:14, Sam Reinhart, 2/24/18 vs. BUF, 3rd

Fastest goal after an opponent's goal: 0:12, Alex Chiasson, 11/2/17 vs. NYI, 2nd

5-on-3 PP Goals/Opp.: 1-4/3:06

4-on-3 PP Goals/Opp.: 1-4/1:47

5-on-3 PK Kill/Opp.: 2-2/2:02

4-on-3 PK Kill/Opp.: 1-4/4:17

4-on-4 Goals/Opp.: 1-39/51:44

3-on-3 Goals/Opp.: 6-16/40:30

2017-18 Situational Statistics

| | | | | | |
|---|-------------|--|---------|---|---------|
| Last 10 Games: | 8-2-0 | Allowing five or more goals: | 0-8-1 | October: | 5-6-1 |
| Last 10 at home: | 8-2-0 | Allowing four goals: | 3-7-3 | November: | 9-4-0 |
| Last 10 on road: | 7-3-0 | Allowing three goals: | 13-8-1 | December: | 10-2-2 |
| 1-Goal Games: | 20 - 6 - 7 | Allowing two goals: | 22-2-1 | January: | 5-2-2 |
| 2-Goal Games | 15 - 6 | Allowing one goal: | 9-0-0 | February: | 6-6-2 |
| 3-Goal Games | 14 - 14 | Not allowing a goal: | 2-0-1 | March: | 10-4-0 |
| | | | | April: | 3-1-0 |
| Scoring first | 30 - 4 - 3 | Out shooting opponent | 19-8-1 | Playing on a Monday: | 6-3-1 |
| Opponent scoring first | 19 - 22 - 4 | Outshot by opponent: | 28-16-6 | Playing on a Tuesday: | 7-5-1 |
| | | Even shots: | 2-2-0 | Playing on a Wednesday: | 4-1-1 |
| Leading after 1 period | 28 - 0 - 1 | Washington has 10-19 shots on net: | 3-0-2 | Playing on a Thursday: | 8-7-1 |
| Trailing after 1 period | 7 - 15 - 0 | Washington has 20-29 shots on net: | 23-14-4 | Playing on a Friday: | 8-3-1 |
| Tied after 1 period | 14 - 11 - 6 | Washington has 30-39 shots on net: | 17-10-1 | Playing on a Saturday: | 13-4-0 |
| | | Washington has 40+ shots on net: | 6-1-0 | Playing on a Sunday: | 3-2-2 |
| Leading after 2 periods | 36 - 1 - 3 | Opponent has 10-19 shots on net: | 0-2-0 | Record in first of back-to-back games: | 8-3-3 |
| Trailing after 2 periods | 3 - 18 - 2 | Opponent has 20-29 shots on net: | 17-8-3 | Record in second of back-to-back games: | 7-7-0 |
| Tied after 2 periods | 10 - 7 - 2 | Opponent has 30-39 shots on net: | 31-14-2 | Record in second following a win: | 3-5-0 |
| Overtime: | 11 - 7 | Opponent has 40+ shots on net: | 1-1-2 | Record in second following a loss: | 3-0-0 |
| Shootout: | 3 - 1 | | | At night: | 44-23-5 |
| | | Washington has more penalties than opponent: | 27-14-3 | Afternoon (before 6 p.m.): | 4-2-2 |
| Washington scores five or more goals: | 17-0-0 | Opponent has more penalties: | 15-8-1 | vs. Metropolitan: | 17-8-3 |
| Washington scores four goals: | 16-1-1 | Penalties are even: | 7-3-3 | vs. Atlantic: | 16-6-2 |
| Washington scores three goals: | 13-3-3 | | | vs. Central: | 9-4-1 |
| Washington scores two goals: | 1-8-1 | Washington scores on the power play: | 29-7-3 | vs. Pacific: | 7-8-1 |
| Washington scores one goal | 2-11-1 | Opponent scores on the power play: | 19-16-2 | vs. EAST: | 33-14-5 |
| Washington is shutout (not incl. shootout): | 0-2-1 | Washington fails to score on the power play: | 18-16-4 | vs. WEST: | 16-12-2 |
| | | Opponent fails to score on the power play: | 30-8-5 | | |

SCORING BY MONTH

| PLAYER | OCT. | NOV. | DEC. | JAN. | FEB. | MARCH | APRIL |
|---------------------|---------|--------|---------|--------|--------|---------|-------|
| Nicklas Backstrom | 3-9-12 | 0-7-7 | 5-7-12 | 2-5-7 | 5-3-8 | 4-14-18 | 2-4-6 |
| Jay Beagle | 2-2-4 | 1-2-3 | 1-3-4 | 1-3-4 | 1-3-4 | 1-2-3 | |
| Madison Bowey | 0-3-3 | 0-2-2 | 0-3-3 | 0-4-4 | | 0-1-1 | |
| Travis Boyd | | | | | | | |
| Andre Burakovsky | 1-3-4 | | 2-2-4 | 1-1-2 | 4-3-7 | 2-3-5 | 2-1-3 |
| John Carlson | 0-7-7 | 2-9-11 | 2-11-13 | 3-6-9 | 4-6-10 | 3-10-13 | 0-3-3 |
| Alex Chiasson | 0-1-0 | 3-1-4 | 3-0-3 | 1-1-2 | 0-1-1 | 1-4-5 | 1-0-1 |
| Taylor Chorney | 0-1-1 | 1-1-2 | | 0-1-1 | | | |
| Brett Connolly | 1-1-2 | 1-1-2 | 6-1-7 | 5-0-5 | 1-5-6 | 1-2-3 | 0-2-2 |
| Christian Djoos | 2-1-3 | | 1-3-4 | 0-2-2 | 0-4-4 | | |
| Lars Eller | 1-4-5 | 3-4-7 | 1-4-5 | 5-3-8 | 4-3-7 | 4-2-6 | |
| Shane Gersich | | | | | | | 0-1-1 |
| Philipp Grubauer | | | | | 0-1-1 | | |
| Jakub Jerabek | | | | | | 1-2-3 | 0-1-1 |
| Michal Kempny | | | | | | 1-0-1 | 1-1-2 |
| Evgeny Kuznetsov | 3-12-15 | 5-8-13 | 4-7-11 | 1-6-7 | 6-8-14 | 6-10-16 | 2-4-6 |
| Aaron Ness | 0-1-1 | | | | | | |
| Matt Niskanen | 0-1-1 | 0-3-3 | 3-4-7 | 0-2-2 | 1-9-10 | 3-2-5 | 0-1-1 |
| Liam O'Brien | | | | | | | |
| Dmitry Orlov | 0-1-1 | 2-4-6 | 2-3-5 | 2-2-4 | 2-5-7 | 1-6-7 | 1-0-1 |
| Brooks Orpik | 0-1-1 | 0-3-3 | 0-1-1 | 0-3-3 | | 0-1-1 | 0-1-1 |
| T.J. Oshie | 6-4-10 | 3-9-12 | 1-1-2 | 1-5-6 | 0-5-5 | 5-5-10 | 1-1-2 |
| Alex Ovechkin | 10-5-15 | 8-2-10 | 6-10-16 | 6-6-12 | 9-9-18 | 5-5-10 | 4-0-4 |
| Devante Smith-Pelly | 1-3-4 | 2-1-3 | 2-3-5 | 2-0-2 | 0-2-2 | | |
| Chandler Stephenson | 1-0-1 | 0-4-4 | 0-3-3 | 2-1-3 | 1-1-2 | 0-2-2 | 0-1-1 |
| Jakub Vrana | 3-3-6 | 4-1-5 | 3-2-5 | 0-1-1 | 0-3-3 | 3-3-6 | |
| Nathan Walker | 1-0-1 | | | | | | |
| Tom Wilson | 0-1-1 | 2-5-7 | 4-6-10 | 0-2-2 | 5-1-6 | 2-3-5 | 1-1-2 |



2017-18 Statistics & Notes

CAPITALS MULTIPLE GAMES

| | Goals | | | Assists | | | Points | | | | | |
|---------------------|-----------|----------|----------|-----------|-----------|-----------|-----------|-----------|-----------|----------|-------|------------|
| | 2 | 3+ | Total | 2 | 3+ | Total | 2 | 3 | 4 | 5 | Total | |
| Nicklas Backstrom | | | | | 11 | 2 | 13 | 9 | 6 | 2 | | 17 |
| Jay Beagle | | | | | 1 | | 1 | 2 | | | | 2 |
| Madison Bowey | | | | | 2 | | 2 | 2 | | | | 2 |
| Andre Burakovsky | 1 | | | 1 | 1 | | 1 | 5 | 1 | | | 6 |
| John Carlson | | | | | 10 | | 10 | 13 | 2 | | | 15 |
| Alex Chiasson | 1 | | | 1 | 1 | | 1 | 1 | 1 | | | 2 |
| Brett Connolly | 1 | | | 1 | | | | 1 | | | | 1 |
| Christian Djoos | | | | | | | | 2 | | | | 2 |
| Lars Eller | 1 | | | 1 | 3 | | 3 | 6 | 1 | | | 7 |
| Michal Kempny | | | | | | | | 1 | | | | 1 |
| Evgeny Kuznetsov | 5 | | | 5 | 6 | 5 | 11 | 15 | 6 | 2 | | 23 |
| Matt Niskanen | | | | | 3 | | 3 | 4 | | | | 4 |
| Dmitry Orlov | | | | | 1 | | 1 | 1 | 1 | | | 2 |
| Brooks Orpik | | | | | | | | | | | | |
| T.J. Oshie | 4 | | | 4 | 2 | 1 | 3 | 6 | 2 | | | 8 |
| Alex Ovechkin | 5 | 2 | 1 | 8 | 3 | 4 | 7 | 14 | 7 | 3 | | 24 |
| Chandler Stephenson | 1 | | | 1 | 1 | | 1 | 2 | | | | 2 |
| Jakub Vrana | 1 | | | 1 | 1 | | 1 | 3 | | | | 3 |
| Nathan Walker | | | | | | | | | | | | |
| Tom Wilson | 4 | | | 4 | 1 | | 1 | 3 | 1 | 1 | | 5 |
| Total | 24 | 2 | 1 | 27 | 49 | 12 | 61 | 89 | 28 | 8 | | 125 |

CAPITALS THREE STARS

| | 1st | 2nd | 3rd | Selections |
|---------------------|-----|-----|-----|------------|
| Nicklas Backstrom | 3 | 5 | 4 | 12 |
| Jay Beagle | 1 | | 2 | 3 |
| Madison Bowey | | | 1 | 1 |
| Andre Burakovsky | 1 | | | 1 |
| John Carlson | 6 | 3 | 1 | 10 |
| Alex Chiasson | 1 | 1 | | 2 |
| Brett Connolly | | 2 | 2 | 4 |
| Christian Djoos | | 2 | 1 | 3 |
| Lars Eller | 1 | 3 | 3 | 7 |
| Philipp Grubauer | 7 | 3 | | 10 |
| Braden Holtby | 5 | 7 | 3 | 14 |
| Michal Kempny | | 1 | | 1 |
| Evgeny Kuznetsov | 6 | 7 | 4 | 16 |
| Matt Niskanen | 1 | 1 | 1 | 3 |
| Dmitry Orlov | | 2 | 2 | 4 |
| T.J. Oshie | 1 | 3 | 3 | 7 |
| Alex Ovechkin | 10 | 7 | 5 | 22 |
| Devante Smith-Pelly | | | 2 | 2 |
| Chandler Stephenson | 1 | | 1 | 2 |
| Jakub Vrana | 1 | | 1 | 2 |
| Nathan Walker | | 1 | | 1 |
| Tom Wilson | 1 | 1 | 2 | 4 |

RECORD WITH A

| | GOAL | POINT |
|---------------------|--------|--------|
| MATT NISKANEN | 6-1-0 | 20-5-0 |
| MICHAL KEMPNY | 1-1-0 | 1-1-0 |
| ALEX OVECHKIN | 28-6-2 | 37-9-3 |
| DMITRY ORLOV | 6-2-2 | 20-6-2 |
| BRETT CONNOLLY | 11-1-2 | 17-5-3 |
| JAKUB VRANA | 9-3-0 | 18-4-1 |
| CHANDLER STEPHENSON | 2-2-0 | 11-4-0 |
| NICKLAS BACKSTROM | 17-2-2 | 34-5-2 |
| LARS ELLER | 12-5-0 | 21-8-1 |
| MADISON BOWEY | 0-0-0 | 9-1-0 |
| DEVANTE SMITH-PELLY | 7-0-0 | 13-2-1 |
| JAKUB JERABECK | 1-0-0 | 4-0-0 |
| CHRISTIAN DJOOS | 1-2-0 | 6-5-1 |
| ALEX CHIASSON | 7-1-0 | 10-1-2 |
| TOM WILSON | 9-1-0 | 21-4-2 |
| BROOKS ORPIK | 0-0-0 | 6-3-1 |
| AARON NESS | 0-0-0 | 1-0-0 |
| SHANE GERSICH | 0-0-0 | 1-0-0 |
| ANDRE BURAKOVSKY | 9-1-1 | 14-2-2 |
| TRAVIS BOYD | 0-0-0 | 0-1-0 |
| JOHN CARLSON | 12-1-1 | 37-8-5 |
| T.J. OSHIE | 11-1-2 | 22-9-4 |
| NATHAN WALKER | 1-0-0 | 1-0-0 |
| JAY BEAGLE | 7-0-0 | 15-3-2 |
| EVGENY KUZNETSOV | 16-5-1 | 36-8-5 |
| PHILIPP GRUBAUER | 0-0-0 | 1-0-0 |

2017-18 Highs, Lows & Streaks

TEAM

Most goals, game: 7 – 3/15/18 at NYI
Most goals, period: 4 – twice, m.r. 3/26/18 vs. NYR
Most goals allowed, game: 8 – 10/14/17 at PHI
Most goals allowed, period: 4 – 11/14/17 at NSH
Most shots, game: 46 – 1/25/18 at FLA
Most shots, period: 22 – 11/18/17 vs. MIN
Most shots allowed, game: 44 – twice, m.r. 2/17/18 at CHI
Most shots allowed, period: 21 – 2/17/18 at CHI
Fewest shots, game: 17 – twice, m.r. 2/9/18 vs. CBJ
Fewest shots, period (regulation): 2 – three times, m.r. 2/11/18 vs. DET
Fewest shots allowed, game: 18 – 3/6/18 at ANA
Fewest shots allowed, period (regulation): 3 – 3/10/18 at SJ
Most power-play goals, game: 3 – twice, m.r. 3/16/18 vs. NYI
Most power-play goals allowed, game: 3 – four times, m.r. 3/16/18 vs. NYI
Most shorthanded goals, game: 1 – four times, m.r. 3/26/18 at NYR
Most shorthanded goals allowed, game: 1 – four times, m.r. 2/13/18 at WPG
Largest margin of victory: 5 – 10/7/17 vs. MTL
Largest margin of defeat: 6 – twice, m.r. 2/17/18 at CHI
Longest winning streak: 5 – twice, m.r. 3/20/18 – 3/28/18: 5-0-0
Longest home winning streak: 10 – 12/2/17 – 1/9/17: 10-0-0
Longest road winning streak: 5 – 3/22/18 – 4/2/18: 5-0-0
Longest losing streak: 2 – four times, m.r. 3/6/18 – 3/9/17: 0-2-0
Longest home losing streak: 3 – 10/11/17 – 10/21/17: 0-3-0
Longest road losing streak: 4 – 2/22/18 – 3/8/18: 0-4-0
Largest deficit overcome in a win: 2, six times, m.r. 1/31/18 vs. PHI
Largest deficit overcome in an OT or SO loss: 3, 2/11/18 vs. DET
Largest lead surrendered in a regulation loss: 1, three times, m.r. 3/30/18 vs. CAR
Largest lead surrendered in an OT or SO loss: 2, twice, m.r. 2/13/18 at WPG

INDIVIDUAL

Most goals, game: 4 – Alex Ovechkin: 10/7/17 vs. MTL
Most goals, period: 3 – Alex Ovechkin: 10/7/17 vs. MTL
Most assists, game: 4 –
Evgeny Kuznetsov: 10/7/17 vs. MTL
Nicklas Backstrom, 3/24/18 at MTL
Most points, game: 4 –
Alex Ovechkin, three times, m.r.: 2/15/18 vs. MIN.
Evgeny Kuznetsov: twice, m.r. 2/24/18 vs. BUF.
Tom Wilson, 12/6/17 vs. CHI
Nicklas Backstrom, twice, m.r.: 3/24/18 at MTL,
Most power-play goals, game: 2, twice, m.r. Evgeny Kuznetsov, 3/24/18 at MTL
Most shorthanded goals, game: 1, four times, m.r. Evgeny Kuznetsov, 3/26/18 at NYR
Most penalty minutes, game: 19 –
Tom Wilson: 10/26/17 at VAN
Devante Smith-Pelly: 1/9/18 vs. VAN
Most saves, game: 40, Braden Holtby: 2/13/18 at WPG
Most saves, period: 20, Philipp Grubauer: 1/9/18 vs. VAN
Most ice time, game: 30:51, John Carlson, 1/2/18 at CAR
Most shots on goal, game: 11, Alex Ovechkin: 2/24/18 vs. BUF
Most face-off wins, game: 17, Jay Beagle, 2/27/18 vs. OTT
Most face-offs taken, game: 27, Nicklas Backstrom, 10/21/17 vs. FLA
Most hits, game: 9, Tom Wilson, 3/20/18 vs. DAL
Most blocked shots, game: 8, twice, m.r. John Carlson 11/24/17 at TB
Longest point streak: 8 games, Evgeny Kuznetsov: 1/25/18 – 2/13/18: 2-9-11
Longest goal streak: 4 games, Lars Eller, 1/7/18 – 1/12/18: 4 goals
Longest assist streak: 8 games – Evgeny Kuznetsov: 1/25/18 – 2/13/18: 9 assists



2017-18 Shootouts & Penalty Shots

SHOOTOUTS

| Date | Shootout Score | Rounds | Clinching Goal | Goaltender | Site |
|----------|---------------------------|--------|------------------|------------------|------------|
| 10/5/17 | Washington 2 - Ottawa 1 | 3 | Evgeny Kuznetsov | Braden Holtby | Ottawa |
| 11/12/17 | Washington 1 - Edmonton 0 | 3 | T.J. Oshie | Braden Holtby | Washington |
| 12/27/17 | New York 2 - Washington 0 | 2 | Mats Zuccarello | Philipp Grubauer | New York |
| 12/28/17 | Washington 1 - Boston 0 | 3 | Alex Ovechkin | Braden Holtby | Washington |

| Player | Goals/Shots | Pct. | GDG |
|-------------------|-------------|------|-----|
| Alex Ovechkin | 2 / 3 | 66.7 | 1 |
| Evgeny Kuznetsov | 1 / 3 | 33.3 | 1 |
| T.J. Oshie | 1 / 4 | 25.0 | 1 |
| Nicklas Backstrom | 0 / 1 | 0.0 | 0 |

Goaltenders

| | |
|------------------|--|
| Braden Holtby | 3-0 record, 9 attempts, 1 GA (Career: 21-14 record, 135 attempts, 44 GA) |
| Philipp Grubauer | 0-1 record, 2 attempts, 2 GA (Career: 4-5 record, 345 attempts, 12 GA) |

PENALTY SHOTS

Capitals

Chandler Stephenson: 11/18/17 vs. MIN., stopped

Evgeny Kuznetsov: 3/28/18 vs. NYR, stopped

Opponents

Gabriel Landeskog: 11/16/18 at COL, goal

2017-18 GAME-BY-GAME STATISTICS

| Date | Opp. | Oshie #77 | Beagle #83 | Kuznetsov #92 |
|--------|--------|------------------|------------------|------------------|
| Oct 5 | @ OTT | 0-0,1/0 20:06 | 0-0,0/-2 13:13 | 0-3,1/3 20:12 |
| Oct 7 | Vs MTL | 1-0(W),3/2 14:17 | 0-1,1/1 15:13 | 0-4,0/3 17:18 |
| Oct 9 | @ TBL | 2-1,4/1 18:31 | 0-0,1/-1 12:09 | 0-1,1/-2 17:39 |
| Oct 11 | Vs PIT | 0-0,1/0 19:51 | 0-0,0/0 11:56 | 0-0,2/0 19:04 |
| Oct 13 | @ NJD | 2-1,3/0 18:10 | 0-0,0/0 14:31 | 0-2,1/1 18:47 |
| Oct 14 | @ PHI | 0-1,1/0 19:33 | 0-0,0/-1 14:52 | 0-1,1/-4 15:52 |
| Oct 17 | Vs TOR | 0-0,3/-1 23:01 | 0-0,0/0 15:46 | 0-0,2/-2 23:59 |
| Oct 20 | @ DET | 1-0,3/-2 20:46 | 1-0,1/1 10:54 | 0-1,5/-1 19:24 |
| Oct 21 | Vs FLA | 0-0,1/-1 24:07 | 0-0,3/0 09:57 | 0-0,4/-1 17:17 |
| Oct 26 | @ VAN | 0-0,0/0 18:35 | 0-1,1/1 12:49 | 1-0,6/-1 22:12 |
| Oct 28 | @ EDM | 0-0,0/0 18:50 | 1-0,1/0 12:17 | 2-0(W),5/3 17:24 |
| Oct 29 | @ CGY | 0-1,4/1 21:05 | 0-0,1/0 11:58 | 0-0,4/-1 18:35 |
| Nov 2 | Vs NYI | 0-0,1/0 18:18 | 0-1,2/1 10:51 | 0-0,0/-1 18:50 |
| Nov 4 | @ BOS | 0-0,2/0 17:13 | 0-0,0/0 16:22 | 0-1,2/0 16:41 |
| Nov 6 | Vs ARI | 0-1,3/1 23:24 | 0-0,1/0 10:55 | 0-2,2/1 22:40 |
| Nov 7 | @ BUF | 0-0,1/-2 19:22 | 0-0,0/0 11:54 | 0-0,1/0 18:53 |
| Nov 10 | Vs PIT | 1-0(W),3/0 19:40 | 0-0,1/1 12:14 | 0-1,2/0 23:01 |
| Nov 12 | Vs EDM | 0-0,1/0 22:08 | 0-0,0/-1 09:02 | 0-0,3/0 22:21 |
| Nov 14 | @ NSH | 2-0,2/-1 16:28 | 0-0,2/-1 10:38 | 0-1,2/0 19:16 |
| Nov 16 | @ COL | 0-1,2/0 21:01 | 0-0,0/0 12:42 | 1-0,2/-1 17:30 |
| Nov 18 | Vs MIN | 1-1,2/1 19:09 | 0-0,1/0 12:52 | 1-1,7/0 18:52 |
| Nov 20 | Vs CGY | 0-0,1/-1 19:32 | 0-0,1/-1 11:42 | 0-0,1/-1 18:37 |
| Nov 22 | Vs OTT | 0-2,1/1 13:17 | 0-0,1/1 15:37 | 1-2(W),4/1 15:12 |
| Nov 24 | Vs TBL | 0-0,0/0 18:37 | 1-1,2/2 13:16 | 0-0,3/0 20:07 |
| Nov 25 | @ TOR | 0-3,1/2 16:21 | 0-0,1/-1 15:45 | 0-0,1/0 18:41 |
| Nov 30 | Vs LAK | 0-0,3/0 19:36 | 0-0,0/-2 10:52 | 2-0,4/0 20:06 |
| Dec 2 | Vs CBJ | 0-1,2/0 18:55 | 0-0,0/0 14:35 | 1-0(W),1/0 17:27 |
| Dec 4 | Vs SJS | 0-0,0/0 10:21 | 0-1,0/1 12:25 | 0-1,1/0 22:31 |
| Dec 6 | Vs CHI | INJ | 0-0,1/0 11:38 | 1-0,2/1 17:18 |
| Dec 8 | Vs NYR | INJ | 1-0,2/1 13:57 | 0-0,6/-2 15:59 |
| Dec 11 | @ NYI | INJ | 0-1,0/1 10:33 | 0-0,2/0 19:30 |
| Dec 12 | Vs COL | INJ | 0-1,4/1 15:26 | 0-3,0/2 14:10 |
| Dec 14 | @ BOS | INJ | 0-0,1/0 14:25 | 0-1,2/2 17:39 |
| Dec 16 | Vs ANA | INJ | 0-0,3/-1 08:43 | 1-0,1/1 19:11 |
| Dec 19 | @ DAL | 0-0,1/0 19:08 | 0-0,1/0 13:03 | 0-0,2/-1 19:38 |
| Dec 22 | @ ARI | 1-0,1/0 19:37 | 0-0,0/0 12:07 | 1-1,3/1 21:02 |
| Dec 23 | @ VGK | 0-0,3/-1 18:25 | 0-0,3/-1 12:53 | 0-0,0/-1 19:04 |
| Dec 27 | @ NYR | 0-0,3/0 20:26 | 0-0,2/0 13:35 | 0-0,1/0 22:47 |
| Dec 28 | Vs BOS | 0-0,6/-2 21:39 | 0-0,0/-1 11:45 | 0-1,2/-1 21:53 |
| Dec 30 | Vs NJD | 0-0,0/1 12:10 | 0-0,0/1 15:28 | 0-0,1/1 14:05 |
| Jan 2 | @ CAR | 0-0,2/-1 15:46 | 0-1,0/2 13:53 | 0-0,0/0 16:06 |
| Jan 7 | Vs STL | 0-2,3/2 19:28 | 0-0,0/0 10:22 | 0-0,3/-1 18:31 |
| Jan 9 | Vs VAN | 0-0,0/1 17:39 | 0-0,3/0 12:37 | 1-0,3/1 19:26 |
| Jan 11 | Vs CAR | 0-1,2/-1 16:20 | 0-0,4/0 10:25 | 0-0,3/-2 18:46 |
| Jan 12 | @ CAR | 0-0,0/2 17:38 | 1-0(W),2/1 11:35 | 0-1,1/0 17:24 |
| Jan 18 | @ NJD | 0-1,0/0 17:03 | 0-1,2/0 09:53 | 0-1,1/0 17:52 |
| Jan 19 | Vs MTL | 0-0,1/-1 20:47 | 0-0,1/0 13:11 | 0-1,1/-1 19:20 |
| Jan 21 | Vs PHI | 0-1,3/-1 21:45 | 0-0,0/0 11:37 | 0-0,2/-2 18:16 |
| Jan 25 | @ FLA | 0-0,3/-2 19:56 | 0-0,0/0 14:37 | 0-2,3/2 16:05 |
| Jan 31 | Vs PHI | 1-0(W),2/0 20:48 | 0-1,0/1 10:10 | 0-1,1/-2 22:27 |
| Feb 2 | @ PIT | 0-0,0/0 16:21 | 0-0,1/0 11:54 | 1-1,4/2 17:58 |
| Feb 4 | Vs VGK | 0-0,1/0 18:14 | 0-1,1/1 13:40 | 0-1,1/0 22:19 |
| Feb 6 | @ CBJ | 0-1,1/0 16:53 | 0-0,1/0 14:09 | 0-1,0/-1 15:25 |
| Feb 9 | Vs CBJ | 0-1,0/1 18:47 | 1-0(W),1/1 14:00 | 1-1,4/2 20:10 |
| Feb 11 | Vs DET | 0-0,4/0 16:35 | 0-2,0/2 13:42 | 0-1,1/-2 20:03 |
| Feb 13 | @ WPG | 0-0,2/1 16:19 | 0-0,0/0 14:30 | 0-1,1/0 17:00 |
| Feb 15 | @ MIN | 0-0,2/-1 18:22 | 0-0,0/0 12:32 | 0-0,2/0 17:37 |
| Feb 17 | @ CHI | 0-0,3/-1 15:56 | 0-0,0/-2 12:53 | 0-0,1/-1 16:55 |
| Feb 19 | @ BUF | 0-1,1/3 16:59 | 0-0,0/0 14:05 | 1-0(W),3/3 15:33 |
| Feb 20 | Vs TBL | 0-0,4/-1 19:20 | 0-0,0/-1 09:21 | 0-0,2/-1 18:39 |
| Feb 22 | @ FLA | 0-0,1/0 17:19 | 0-0,0/0 11:23 | 0-0,4/0 18:35 |
| Feb 24 | Vs BUF | 0-0,0/1 15:51 | 0-0,0/0 11:21 | 1-3,4/3 18:52 |
| Feb 26 | @ CBJ | 0-1,0/-1 18:29 | 0-0,1/-1 09:28 | 0-0,4/-1 19:29 |
| Feb 27 | Vs OTT | 0-1,2/2 17:53 | 0-0,0/0 15:08 | 2-0(W),6/2 16:39 |
| Mar 3 | Vs TOR | 0-0,1/0 17:14 | 0-1,2/-1 13:48 | 1-2,2/0 18:08 |
| Mar 6 | @ ANA | 0-0,2/-1 17:41 | 0-0,1/0 10:26 | 0-0,3/-1 16:57 |
| Mar 8 | @ LAK | 0-1,2/-1 18:03 | 0-0,0/0 10:19 | 0-0,2/-1 21:07 |
| Mar 10 | @ SJS | 0-0,2/0 17:04 | 0-0,0/0 12:26 | 0-0,3/1 20:05 |
| Mar 12 | Vs WPG | 0-0,5/0 17:00 | 0-0,1/0 10:02 | 1-1(W),4/1 23:13 |
| Mar 15 | @ NYI | 2-0,3/3 17:14 | 0-0,0/-1 13:32 | 0-3,1/1 19:28 |
| Mar 16 | Vs NYI | 1-0,1/0 19:00 | 0-1,1/1 11:23 | 0-2,3/0 14:00 |
| Mar 18 | @ PHI | 0-0,1/-3 16:46 | 0-0,2/0 14:34 | INJ |
| Mar 20 | Vs DAL | 1-1,2/0 17:00 | 0-0,0/0 15:12 | INJ |
| Mar 22 | @ DET | 0-0,0/0 19:52 | 0-0,0/0 14:36 | INJ |
| Mar 24 | @ MTL | 0-1,1/0 17:00 | 1-0,2/1 14:06 | 2-0(W),4/0 18:06 |
| Mar 26 | @ NYR | 1-0,2/0 19:34 | 0-0,1/-1 13:27 | 1-1,1/2 17:36 |
| Mar 28 | Vs NYR | 0-1,3/2 21:02 | 0-0,0/0 09:36 | 1-1(W),3/2 19:56 |
| Mar 30 | Vs CAR | 0-1,0/0 14:04 | 0-0,0/0 09:10 | 0-0,2/-3 20:01 |
| Apr 1 | @ PIT | 1-0,2/1 18:57 | 0-0,0/0 03:22 | 0-1,6/2 20:50 |
| Apr 2 | @ STL | DNP | INJ | 0-1,1/-2 16:55 |
| Apr 5 | Vs NSH | 0-1,0/-1 22:49 | INJ | 2-1,4/-1 20:16 |
| Apr 7 | Vs NJD | DNP | INJ | 0-1,3/1 19:19 |

Goals-Assists-PIM/Rating

DND-Did Not Dress

INJ-Injured

SPD-Suspension

2017-18 PHILIPP GRUBAUER GAME-BY-GAME STATISTICS

| Date | Opp. | GP | GS | W | L | OT | SA | GA | SV | SO | MIN |
|--------|--------|----|----|----|----|----|----|----|-------|----|-------|
| Oct. 9 | @ TBL | 1 | -- | -- | -- | 1 | 40 | 4 | .900 | 0 | 63:08 |
| Oct 14 | @ PHI | 1 | 0 | 1 | 0 | 0 | 37 | 8 | .784 | 0 | 60:00 |
| Oct 21 | vs FLA | 1 | 0 | 1 | 0 | 0 | 22 | 3 | .864 | 0 | 57:21 |
| Oct 26 | @ VAN | -- | -- | -- | -- | 0 | 8 | 1 | .875 | 0 | 25:00 |
| Oct 29 | @ CGY | 1 | 0 | 1 | 0 | 0 | 38 | 2 | .947 | 0 | 59:11 |
| Nov 7 | @ BUF | 1 | 0 | 1 | 0 | 0 | 31 | 2 | .935 | 0 | 59:17 |
| Nov 14 | @ NSH | -- | -- | -- | -- | 0 | 6 | 0 | 1.000 | 0 | 20:00 |
| Nov 16 | @ COL | 1 | 0 | 1 | 0 | 0 | 28 | 6 | .786 | 0 | 59:51 |
| Nov 24 | vs TBL | 1 | 1 | 0 | 0 | 0 | 26 | 1 | .962 | 0 | 60:00 |
| Dec 4 | vs SJS | 1 | 1 | 0 | 0 | 0 | 25 | 1 | .960 | 0 | 60:00 |
| Dec 11 | @ NYI | -- | -- | -- | -- | 0 | 17 | 0 | 1.000 | 0 | 35:13 |
| Dec 22 | @ ARI | 1 | -- | -- | -- | 1 | 27 | 3 | .889 | 0 | 64:33 |
| Dec 27 | @ NYR | 1 | -- | -- | -- | 1 | 37 | 0 | 1.000 | 1 | 65:00 |
| Jan 9 | vs VAN | 1 | 1 | 0 | 0 | 0 | 38 | 1 | .974 | 0 | 60:00 |
| Jan 12 | @ CAR | 1 | 1 | 0 | 0 | 0 | 39 | 3 | .923 | 0 | 60:00 |
| Jan 19 | vs MTL | 1 | 0 | 1 | 0 | 0 | 25 | 2 | .920 | 0 | 57:33 |
| Feb 2 | @ PIT | -- | -- | -- | -- | 0 | 6 | 1 | .833 | 0 | 12:01 |
| Feb 4 | vs VGK | 1 | 0 | 1 | 0 | 0 | 31 | 4 | .871 | 0 | 58:33 |
| Feb 15 | @ MIN | 1 | 1 | 0 | 0 | 0 | 34 | 2 | .941 | 0 | 60:00 |
| Feb 17 | @ CHI | -- | -- | -- | -- | 0 | 11 | 1 | .909 | 0 | 20:00 |
| Feb 19 | @ BUF | 1 | 1 | 0 | 0 | 0 | 34 | 2 | .941 | 0 | 60:00 |
| Feb 24 | vs BUF | 1 | 1 | 0 | 0 | 0 | 29 | 1 | .966 | 0 | 60:00 |
| Feb 26 | @ CBJ | -- | -- | -- | -- | 0 | 18 | 0 | 1.000 | 0 | 38:52 |
| Feb 27 | vs OTT | 1 | 1 | 0 | 0 | 0 | 30 | 2 | .933 | 0 | 60:00 |
| Mar 6 | @ ANA | -- | -- | -- | -- | 0 | 8 | 0 | 1.000 | 0 | 33:07 |
| Mar 8 | @ LAK | 1 | 0 | 1 | 0 | 0 | 28 | 2 | .929 | 0 | 58:01 |
| Mar 10 | @ SJS | 1 | 1 | 0 | 0 | 0 | 24 | 0 | 1.000 | 1 | 60:00 |
| Mar 12 | vs WPG | 1 | 1 | 0 | 0 | 0 | 28 | 2 | .929 | 0 | 64:11 |
| Mar 15 | @ NYI | 1 | 1 | 0 | 0 | 0 | 38 | 3 | .921 | 0 | 60:00 |
| Mar 18 | @ PHI | 1 | 0 | 1 | 0 | 0 | 34 | 5 | .853 | 0 | 58:00 |
| Mar 22 | @ DET | 1 | 1 | 0 | 0 | 0 | 39 | 0 | 1.000 | 1 | 58:59 |
| Mar 24 | @ MTL | 1 | 1 | 0 | 0 | 0 | 21 | 4 | .810 | 0 | 60:00 |
| Mar 26 | @ NYR | 1 | 1 | 0 | 0 | 0 | 30 | 2 | .933 | 0 | 59:34 |
| Apr 1 | @ PIT | 1 | 1 | 0 | 0 | 0 | 37 | 1 | .973 | 0 | 59:40 |
| Apr 5 | vs NSH | 1 | 0 | 1 | 0 | 0 | 29 | 4 | .862 | 0 | 57:43 |



2017-18 BRADEN HOLTBY GAME-BY-GAME STATISTICS

| Date | Opp. | GP | GS | W | L | OT | SA | GA | SV | SO | MIN |
|--------|--------|----|----|----|----|----|----|----|------|----|-------|
| Oct. 5 | @ OTT | 1 | 1 | 0 | 0 | 0 | 32 | 4 | .875 | 0 | 65:00 |
| Oct 7 | vs MTL | 1 | 1 | 0 | 0 | 0 | 39 | 1 | .974 | 0 | 59:50 |
| Oct 11 | vs PIT | 1 | 0 | 1 | 0 | 0 | 36 | 3 | .917 | 0 | 58:31 |
| Oct 13 | @ NJD | 1 | 1 | 0 | 0 | 0 | 23 | 2 | .913 | 0 | 60:00 |
| Oct 17 | vs TOR | 1 | 0 | 1 | 0 | 0 | 29 | 1 | .966 | 0 | 58:16 |
| Oct 20 | @ DET | 1 | 1 | 0 | 0 | 0 | 37 | 3 | .919 | 0 | 60:58 |
| Oct 26 | @ VAN | 1 | 0 | 1 | 0 | 0 | 22 | 5 | .773 | 0 | 35:00 |
| Oct 28 | @ EDM | 1 | 1 | 0 | 0 | 0 | 40 | 2 | .950 | 0 | 59:50 |
| Nov 2 | vs NYI | 1 | 1 | 0 | 0 | 0 | 38 | 3 | .921 | 0 | 59:20 |
| Nov 4 | @ BOS | 1 | 1 | 0 | 0 | 0 | 33 | 2 | .939 | 0 | 60:00 |
| Nov 6 | vs ARI | 1 | 1 | 0 | 0 | 0 | 26 | 2 | .923 | 0 | 64:14 |
| Nov 10 | vs PIT | 1 | 1 | 0 | 0 | 0 | 28 | 1 | .964 | 0 | 60:00 |
| Nov 12 | vs EDM | 1 | 1 | 0 | 0 | 0 | 30 | 1 | .967 | 0 | 65:00 |
| Nov 14 | @ NSH | 1 | 0 | 1 | 0 | 0 | 25 | 6 | .760 | 0 | 40:00 |
| Nov 18 | vs MIN | 1 | 1 | 0 | 0 | 0 | 31 | 1 | .968 | 0 | 59:57 |
| Nov 20 | vs CGY | 1 | 0 | 1 | 0 | 0 | 39 | 4 | .897 | 0 | 58:02 |
| Nov 22 | vs OTT | 1 | 1 | 0 | 0 | 0 | 31 | 2 | .935 | 0 | 60:00 |
| Nov 25 | @ TOR | 1 | 1 | 0 | 0 | 0 | 29 | 2 | .931 | 0 | 60:00 |
| Nov 30 | vs LAK | 1 | 0 | 1 | 0 | 0 | 25 | 3 | .880 | 0 | 58:48 |
| Dec 2 | vs CBJ | 1 | 1 | 0 | 0 | 0 | 35 | 3 | .914 | 0 | 59:48 |
| Dec 6 | vs CHI | 1 | 1 | 0 | 0 | 0 | 39 | 2 | .949 | 0 | 60:00 |
| Dec 8 | vs NYR | 1 | 1 | 0 | 0 | 0 | 29 | 2 | .931 | 0 | 59:39 |
| Dec 11 | @ NYI | 1 | 0 | 1 | 0 | 0 | 12 | 3 | .750 | 0 | 21:34 |
| Dec 12 | vs COL | 1 | 1 | 0 | 0 | 0 | 24 | 2 | .917 | 0 | 59:37 |
| Dec 14 | @ BOS | 1 | 1 | 0 | 0 | 0 | 37 | 3 | .919 | 0 | 59:42 |
| Dec 16 | vs ANA | 1 | 1 | 0 | 0 | 0 | 30 | 2 | .933 | 0 | 61:58 |
| Dec 19 | @ DAL | 1 | 1 | 0 | 0 | 0 | 36 | 3 | .917 | 0 | 61:51 |
| Dec 23 | @ VGK | 1 | 0 | 1 | 0 | 0 | 28 | 3 | .893 | 0 | 59:54 |
| Dec 28 | vs BOS | 1 | 1 | 0 | 0 | 0 | 34 | 3 | .912 | 0 | 65:00 |
| Dec 30 | vs NJD | 1 | 1 | 0 | 0 | 0 | 27 | 2 | .926 | 0 | 60:00 |
| Jan 2 | @ CAR | 1 | 1 | 0 | 0 | 0 | 38 | 4 | .895 | 0 | 61:57 |
| Jan 7 | vs STL | 1 | 1 | 0 | 0 | 0 | 34 | 3 | .912 | 0 | 63:49 |
| Jan 11 | vs CAR | 1 | 0 | 1 | 0 | 0 | 32 | 2 | .938 | 0 | 57:31 |
| Jan 18 | @ NJD | 1 | -- | -- | -- | 1 | 32 | 4 | .875 | 0 | 60:34 |
| Jan 21 | vs PHI | 1 | -- | -- | -- | 1 | 23 | 2 | .913 | 0 | 60:27 |
| Jan 25 | @ FLA | 1 | 1 | 0 | 0 | 0 | 34 | 2 | .941 | 0 | 59:36 |
| Jan 31 | vs PHI | 1 | 1 | 0 | 0 | 0 | 30 | 3 | .900 | 0 | 60:00 |
| Feb 2 | @ PIT | 1 | 0 | 1 | 0 | 0 | 33 | 6 | .818 | 0 | 47:59 |
| Feb 6 | @ CBJ | 1 | 1 | 0 | 0 | 0 | 39 | 2 | .949 | 0 | 59:38 |
| Feb 9 | vs CBJ | 1 | 1 | 0 | 0 | 0 | 37 | 2 | .946 | 0 | 60:00 |
| Feb 11 | vs DET | 1 | -- | -- | -- | 1 | 29 | 5 | .828 | 0 | 60:43 |
| Feb 13 | @ WPG | 1 | -- | -- | -- | 1 | 44 | 4 | .909 | 0 | 62:32 |
| Feb 17 | @ CHI | 1 | 0 | 1 | 0 | 0 | 33 | 6 | .818 | 0 | 40:00 |
| Feb 20 | vs TBL | 1 | 0 | 1 | 0 | 0 | 19 | 4 | .789 | 0 | 57:49 |
| Feb 22 | @ FLA | 1 | 0 | 1 | 0 | 0 | 33 | 3 | .909 | 0 | 59:31 |
| Feb 26 | @ CBJ | 1 | 0 | 1 | 0 | 0 | 16 | 4 | .750 | 0 | 19:28 |
| Mar 3 | vs TOR | 1 | 1 | 0 | 0 | 0 | 29 | 2 | .931 | 0 | 59:56 |
| Mar 6 | @ ANA | 1 | 0 | 1 | 0 | 0 | 9 | 3 | .667 | 0 | 25:37 |
| Mar 16 | vs NYI | 1 | 1 | 0 | 0 | 0 | 25 | 3 | .880 | 0 | 59:59 |
| Mar 20 | vs DAL | 1 | 1 | 0 | 0 | 0 | 27 | 3 | .889 | 0 | 60:00 |
| Mar 28 | vs NYR | 1 | 1 | 0 | 0 | 0 | 37 | 2 | .946 | 0 | 60:09 |
| Mar 30 | vs CAR | 1 | 0 | 1 | 0 | 0 | 29 | 3 | .897 | 0 | 59:32 |
| Apr 2 | @ STL | 1 | 1 | 0 | 0 | 0 | 36 | 2 | .944 | 0 | 59:12 |
| Apr 7 | vs NJD | 1 | 1 | 0 | 0 | 0 | 26 | 3 | .885 | 0 | 60:00 |

2017-18 Injuries & Illnesses

BY PLAYER


Jay Beagle, missed threes game (4/2-4/7)
Philipp Grubauer, missed one game (3/28)
Braden Holtby, missed three games (3/22-3/26)
Evgeny Kuznetsov, missed three games (3/18-3/22)
Brooks Orpik, missed one game (3/18)
Andre Burakovsky, missed 22 games (10/26-12/6, 1/11-1/12)
Matt Niskanen, missed 14 games (10/14-11/12, 1/2)
Chandler Stephenson, missed two games (12/4, 12/27)
T.J. Oshie, missed six games (12/6-12/17)
Christian Djoos, missed six games (11/16-11/25)
Tyler Graovac, missed 11 games (10/20-11/12)
Brett Connolly, missed seven games (10/28-11/10)
Madison Bowey, missed one game (11/7)
Nicklas Backstrom, missed one game (10/26)
Lars Eller, missed one game (10/17)

Total Man Games Lost: 82

2017-18 Transactions

July 1: Re-signed Brett Connolly
July 2: Re-signed Evgeny Kuznetsov
July 3: Signed Devante Smith-Pelly
July 3: Signed John Albert
July 4: Re-signed Andre Burakovsky
July 5: Re-signed Travis Boyd
July 6: Re-signed Philipp Grubauer
July 11: Signed Wayne Simpson
July 14: Re-signed Liam O'Brien
October 4: Signed Alex Chiasson
October 14: Recalled Madison Bowey
October 24: Recalled Chandler Stephenson from Hershey
October 27: Recalled Anthony Peluso from Hershey
November 1: Recalled Liam O'Brien from Hershey
November 1: Re-assigned Anthony Peluso to Hershey
November 11: Re-assigned Liam O'Brien to Hershey
November 14: Loaned Tyler Graovac to Hershey
November 24: Recalled Tyler Graovac from Hershey
November 29: Re-assigned Aaron Ness to Hershey
December 1: Assigned Nathan Walker to Hershey
December 3: Recalled Travis Boyd from Hershey
December 9: Re-assigned Tyler Graovac to Hershey
December 20: Claimed Nathan Walker off of waivers from Edmonton
December 28: Re-assigned Nathan Walker to Hershey
January 12: Recalled Travis Boyd from Hershey
January 13: Re-assigned Travis Boyd to Hershey
February 9: Acquired Joe Whitney and Adam Chapie
February 10: Re-signed Lars Eller
February 19: Acquired Michal Kempny
February 21: Acquired Jakub Jerabek

February 27: Recalled Travis Boyd from Hershey
March 13: Re-assigned Madison Bowey to Hershey
March 21: Recalled Pheonix Copley from Hershey
March 22: Signed Tobias Geisser
March 23: Signed Shane Gersich
March 23: Re-assigned Travis Boyd to Hershey
March 26: Re-assigned Pheonix Copley to Hershey
March 27: Recalled Pheonix Copley from Hershey
March 29: Re-assigned Pheonix Copley to Hershey
April 3: Recalled Madison Bowey from Hershey
April 3: Recalled Travis Boyd from Hershey
April 4: Signed Brian Pinho



2017-18 Roster

FORWARDS (13)

| # | Player | Ht. | Wt. | Shoots | Born | Hometown |
|----|----------------------|------|-----|--------|----------|----------------------------------|
| 19 | BACKSTROM, Nicklas | 6'1" | 210 | Left | 11/23/87 | Gavle, Sweden |
| 83 | BEAGLE, Jay | 6'3" | 218 | Right | 10/16/85 | Calgary, Alberta |
| 65 | BURAKOVSKY, Andre | 6'3" | 201 | Left | 2/9/95 | Malmö, Sweden |
| 39 | CHIASSON, Alex | 6'4" | 208 | Right | 10/1/90 | Montreal, Quebec |
| 10 | CONNOLLY, Brett | 6'3" | 195 | Right | 5/2/92 | Campbell River, British Columbia |
| 20 | ELLER, Lars | 6'2" | 207 | Left | 5/8/89 | Rodovre, Denmark |
| 92 | KUZNETSOV, Evgeny | 6'2" | 204 | Left | 5/19/92 | Chelyabinsk, Russia |
| 77 | OSHIE, T.J. | 6'0" | 195 | Right | 12/23/86 | Everett, Washington |
| 8 | OVECHKIN, Alex | 6'3" | 235 | Right | 9/17/85 | Moscow, Russia |
| 25 | SMITH-PELLY, Devante | 6'0" | 223 | Right | 6/14/92 | Scarborough, Ontario |
| 18 | STEPHENSON, Chandler | 6'0" | 203 | Left | 4/22/94 | Saskatoon, Saskatchewan |
| 13 | VRANA, Jakub | 6'0" | 197 | Left | 2/28/96 | Prague, Czech Republic |
| 43 | WILSON, Tom | 6'4" | 218 | Right | 3/29/94 | Toronto, Ontario |

DEFENSEMEN (7)

| | | | | | | |
|----|------------------|-------|-----|-------|---------|---------------------------|
| 74 | CARLSON, John | 6'3" | 218 | Right | 1/10/90 | Natick, Massachusetts |
| 29 | DJOOS, Christian | 6'0" | 169 | Left | 8/6/94 | Gothenburg, Sweden |
| 28 | JERABEK, Jakub | 5'11" | 200 | Left | 5/12/91 | Pilsen, Czech Republic |
| 6 | KEMPNY, Michal | 6'0" | 194 | Left | 9/8/90 | Hodonin, Czech Republic |
| 2 | NISKANEN, Matt | 6'1" | 203 | Right | 12/6/86 | Virginia, Minnesota |
| 9 | ORLOV, Dmitry | 5'11" | 212 | Left | 7/23/91 | Novokuznetsk, Russia |
| 44 | ORPIK, Brooks | 6'3" | 217 | Left | 9/26/80 | San Francisco, California |

GOALTENDERS (2)

| | | | | | | |
|----|-------------------|------|-----|------|----------|----------------------------|
| 31 | GRUBAUER, Philipp | 6'1" | 191 | Left | 11/25/91 | Rosenheim, Germany |
| 70 | HOLTBY, Braden | 6'2" | 211 | Left | 9/16/89 | Lloydminster, Saskatchewan |

| | | |
|----|---------------------------|----|
| 2 | Matt Niskanen | D |
| 6 | Michal Kempny | D |
| 8 | Alex Ovechkin | LW |
| 9 | Dmitry Orlov | D |
| 10 | Brett Connolly | LW |
| 13 | Jakub Vrana | LW |
| 18 | Chandler Stephenson ... | C |
| 19 | Nicklas Backstrom | C |
| 20 | Lars Eller | C |
| 25 | Devante Smith-Pelly | RW |
| 28 | Jakub Jerabek | D |
| 29 | Christian Djoos | D |
| 31 | Philipp Grubauer | G |
| 39 | Alex Chiasson | RW |
| 43 | Tom Wilson | RW |
| 44 | Brooks Orpik | D |
| 65 | Andre Burakovsky | RW |
| 70 | Braden Holtby | G |
| 74 | John Carlson | D |
| 77 | T.J. Oshie | RW |
| 83 | Jay Beagle | C |
| 92 | Evgeny Kuznetsov | C |

| | |
|--|-----------------|
| Senior Vice President and General Manager | Brian MacLellan |
| Assistant General Manager | Ross Mahoney |
| Assistant General Manager, Director of Legal Affairs | Don Fishman |
| Head Coach | Barry Trotz |
| Associate Coach | Todd Reirden |
| Assistant Coach | Blaine Forsythe |
| Assistant Coach | Lane Lambert |
| Goaltending Coach | Scott Murray |
| Video Coach | Brett Leonhardt |
| Hockey Operations Analyst | Tim Ohashi |

HOW THE CAPS WERE BUILT

Draft (12): Backstrom, Burakovsky, Carlson, Djoos, Grubauer, Holtby, Kuznetsov, Orlov, Ovechkin, Stephenson, Vrana, Wilson

Free agency (6): Beagle, Chiasson, Connolly, Niskanen, Orpik, Smith-Pelly

Trade (4): Eller, Jerabek, Kempny, Oshie



NICKLAS BACKSTROM

19

Center • Height: 6'1" • Weight: 210 • Shoots: Left
Born: November 23, 1987 (Gavle, Sweden)

Drafted: Capitals' first-round choice, fourth overall, in the 2006 NHL Draft

vs. the NHL

| | GP | G | A | P | PIM |
|-----|----|----|----|----|-----|
| ANA | 14 | 6 | 11 | 17 | 2 |
| ARI | 13 | 2 | 7 | 9 | 14 |
| BOS | 34 | 7 | 29 | 36 | 14 |
| BUF | 37 | 8 | 20 | 28 | 14 |
| CGY | 15 | 7 | 13 | 20 | 4 |
| CAR | 53 | 14 | 42 | 56 | 32 |
| CHI | 12 | 5 | 8 | 13 | 2 |
| COL | 14 | 3 | 6 | 9 | 4 |
| CBJ | 29 | 7 | 17 | 24 | 16 |
| DAL | 14 | 3 | 11 | 14 | 10 |
| DET | 20 | 4 | 14 | 18 | 10 |
| EDM | 14 | 5 | 6 | 11 | 6 |
| FLA | 48 | 11 | 36 | 47 | 40 |
| LA | 14 | 3 | 6 | 9 | 6 |
| MIN | 14 | 2 | 16 | 18 | 4 |
| MTL | 34 | 9 | 21 | 30 | 18 |
| NSH | 17 | 4 | 13 | 17 | 10 |
| NJ | 42 | 9 | 26 | 35 | 14 |
| NYI | 40 | 11 | 28 | 39 | 22 |
| NYR | 43 | 9 | 28 | 37 | 22 |
| OTT | 37 | 10 | 21 | 31 | 18 |
| PHI | 42 | 17 | 34 | 51 | 22 |
| PIT | 42 | 7 | 40 | 47 | 28 |
| SJ | 14 | 2 | 8 | 10 | 10 |
| STL | 16 | 8 | 15 | 23 | 4 |
| TB | 47 | 11 | 45 | 56 | 34 |
| TOR | 36 | 7 | 30 | 37 | 24 |
| VAN | 14 | 0 | 8 | 8 | 10 |
| VGK | 2 | 1 | 0 | 1 | 0 |
| WPG | 44 | 17 | 30 | 47 | 4 |

Playoffs vs. the NHL

| | GP | G | A | P | PIM |
|-----|----|---|----|----|-----|
| BOS | 6 | 1 | 3 | 4 | 16 |
| MTL | 7 | 5 | 4 | 9 | 4 |
| NYI | 7 | 3 | 3 | 6 | 2 |
| NYR | 33 | 2 | 15 | 17 | 8 |
| PHI | 13 | 6 | 7 | 13 | 8 |
| PIT | 20 | 7 | 12 | 19 | 6 |
| TB | 4 | 0 | 1 | 1 | 2 |
| TOR | 6 | 2 | 4 | 6 | 2 |

CAREER STATISTICS

| Regular Season | | | | | | | | | | | | | | | Playoffs | | | | |
|----------------------------|----------|-----------|------------|------------|------------|------------|------------|------------|-----------|----------|-----------|--------------|-----------|-----------|-----------|-----------|-----------|--|--|
| Year | Team | League | GP | G | A | Pts | PIM | +/- | PP | SH | GW | S | GP | G | A | Pts | PIM | | |
| 2004-05 | Brynäs | J20Selit | 29 | 17 | 17 | 34 | 24 | - | - | - | - | - | 10 | 1 | 1 | 2 | 0 | | |
| | Brynäs | SEL | 19 | 0 | 0 | 0 | 2 | - | - | - | - | - | - | - | - | - | - | | |
| 2005-06 | Brynäs | SEL | 46 | 10 | 16 | 26 | 30 | - | - | - | - | - | 4 | 1 | 0 | 1 | 2 | | |
| | Brynäs | J20Selit | - | - | - | - | - | - | - | - | - | - | 1 | 0 | 0 | 0 | 2 | | |
| | Sweden | WJC | 6 | 4 | 3 | 7 | 2 | - | - | - | - | - | - | - | - | - | - | | |
| | Sweden | WC | 4 | 0 | 0 | 0 | 0 | - | - | - | - | - | - | - | - | - | - | | |
| 2006-07 | Brynäs | SEL | 45 | 12 | 28 | 40 | 46 | - | - | - | - | - | 7 | 3 | 3 | 6 | 6 | | |
| | Sweden | WJC | 7 | 0 | 7 | 7 | 6 | - | - | - | - | - | - | - | - | - | - | | |
| | Sweden | WC | 9 | 1 | 5 | 6 | 4 | - | - | - | - | - | - | - | - | - | - | | |
| 2007-08 | CAPITALS | NHL | 82 | 14 | 55 | 69 | 24 | 13 | 3 | 0 | 4 | 153 | 7 | 4 | 2 | 6 | 2 | | |
| | Sweden | WC | 9 | 3 | 4 | 7 | 4 | - | - | - | - | - | - | - | - | - | - | | |
| 2008-09 | CAPITALS | NHL | 82 | 22 | 66 | 88 | 46 | 16 | 14 | 0 | 1 | 174 | 14 | 3 | 12 | 15 | 8 | | |
| 2009-10 | CAPITALS | NHL | 82 | 33 | 68 | 101 | 50 | 37 | 11 | 0 | 4 | 222 | 7 | 5 | 4 | 9 | 4 | | |
| | Sweden | Olympics | 4 | 1 | 5 | 6 | 0 | - | - | - | - | - | - | - | - | - | - | | |
| 2010-11 | CAPITALS | NHL | 77 | 18 | 47 | 65 | 40 | 24 | 4 | 1 | 2 | 202 | 9 | 0 | 2 | 2 | 4 | | |
| 2011-12 | CAPITALS | NHL | 42 | 14 | 30 | 44 | 24 | -4 | 3 | 0 | 4 | 95 | 13 | 2 | 6 | 8 | 18 | | |
| 2012-13 | CAPITALS | NHL | 48 | 8 | 40 | 48 | 20 | 8 | 3 | 0 | 1 | 82 | 7 | 1 | 2 | 3 | 0 | | |
| 2013-14 | CAPITALS | NHL | 82 | 18 | 61 | 79 | 54 | -20 | 6 | 1 | 1 | 196 | - | - | - | - | - | | |
| | Sweden | Olympics | 5 | 0 | 4 | 4 | 0 | 3 | 0 | 0 | 0 | 7 | - | - | - | - | - | | |
| 2014-15 | CAPITALS | NHL | 82 | 18 | *60 | 78 | 40 | 5 | 3 | 0 | 3 | 153 | 14 | 3 | 5 | 8 | 2 | | |
| 2015-16 | CAPITALS | NHL | 75 | 20 | 50 | 70 | 36 | 17 | 3 | 0 | 4 | 129 | 12 | 2 | 9 | 11 | 8 | | |
| 2016-17 | CAPITALS | NHL | 82 | 23 | 63 | 86 | 38 | 17 | 8 | 0 | 5 | 162 | 13 | 6 | 7 | 13 | 2 | | |
| | Sweden | World Cup | 4 | 2 | 2 | 4 | 2 | 3 | 0 | 0 | 0 | 8 | - | - | - | - | - | | |
| 2017-18 | CAPITALS | NHL | 81 | 21 | 50 | 71 | 46 | 5 | 7 | 0 | 4 | 165 | - | - | - | - | - | | |
| NHL/CAPITALS TOTALS | | | 815 | 209 | 590 | 799 | 418 | 118 | 65 | 2 | 33 | 1,733 | 96 | 26 | 49 | 75 | 48 | | |

* League leader

NHL All-Star Game (2016) • NHL All-Rookie Team (2008) • NHL YoungStars Game (2008)

2017-18

Ranked third on the team in goals (21), assists (50) and points (71) ... Recorded at least 70 points for the fifth straight season and seventh time in his career ... Recorded at least 50 assists for the fifth straight season and eighth time in his career ... Played in his 800th NHL game at LA (3/8) ... Scored his 200th career goal at CBJ (2/6) ... Earned three points (1g, 2a) at STL (4/2) ... Registered two assists at NYR (3/26), passing Mike Gartner (789) for third place on the franchise points list ... Tallied four assists at Montreal (3/24), marking his second four-point game of the season ... Recorded three points (1g, 2a) at NYI (3/15) ... Registered three points (1g, 2a) vs. TOR (3/3), including the game-winning goal ... Recorded two points (1g, 1a) at CBJ (2/6), including the game-winning goal ... Tallied two points (1g, 1a) vs. STL (1/7), including the game-winning goal in OT ... Registered three points (1g, 2a) vs. NJ (12/30) ... Earned three points (1g, 2a) vs. CHI (12/6) ... Tallied four points (1g, 3a) at NJ (10/13) ... Registered three points (1g, 2a) at TB (10/9) ... Registered two assists vs. MTL (10/7).

Playoff Career

2017: Led the Capitals in goals (6), assists (7) and points (13) during the postseason ... Recorded five multi-point games in 13 playoff games ... Scored the game-winning goal in Game 6 of the ECSF at PIT (5/8), marking his fifth career postseason game-winning goal ... Ranked first on the team in power-play points (1g, 4a) ... Assisted on two game-winning goals during the postseason, in Game 4 of the ECQF at TOR (4/19) and in Game 3 of the ECSF at PIT (5/1) ... Finished second among Capitals forwards for time on ice per game (20:44) ... Scored a goal in Game 5 of the ECSF vs. PIT (5/6), passing Dale Hunter (72) for second place on the franchise playoff point list ... Recorded his 75th career playoff point in Game 6 of the ECSF at PIT (5/8) ... His 96 postseason games are the fourth most in franchise history. **2016:** Ranked first on the team in assists (9) and third in points (11) during the postseason ... Recorded three points (1g, 2a) in Game 2 of the ECQF vs. PHI (4/16), marking his fifth career three-point playoff game ... Earned two assists in Game 3 of the ECQF at PHI (4/18) ... Scored the game-winning and series-clinching goal in Game 6 of the ECQF vs. PHI (4/24), marking his fourth career postseason game-winning goal ... Won 18 of 20 faceoffs (90.0%) in Game 2 of the ECSF vs. PIT (4/30), marking the highest faceoff win percentage in the NHL playoffs since 1987-88 (min. 20 faceoffs) ... Earned two assists in Game 6 of the ECSF at PIT (5/10), passing Mike Ridley (60) for third place on the franchise playoff points list and fourth place on the Capitals franchise assists list. **2015:** Registered eight points (3g, 5a) in 14 playoff games ... Ranked tied for second on the team in playoff assists and faceoff win percentage (58.5%) and third in playoff points ... Recorded three points (1g, 2a) in Game 2 of the ECQF vs. NYI (4/17), marking his fourth career playoff game with three or more points, his sixth career multi-assist playoff game and his ninth multi-point playoff game ... Scored a goal in Game 3 of the ECQF at NYI (4/19) ... Earned two points (1g, 1a) in Game 4 of the ECQF at NYI (4/21) and scored the game-winning goal 11:09 into overtime, marking his franchise-leading third career playoff OT goal and second career postseason overtime goal against Jaroslav Halak (4/17/10 vs. MTL) ... Tallied an assist in Game 1 of the ECSF at NYR (4/30) ... Earned an assist in game 7 of the ECSF at NYR (5/13). **2013:** Ranked T-4th on the team with three points during the postseason ... Led the team in faceoff winning percentage (54.5%) during the playoffs ... Scored a goal in Game 3 of the ECQF at NYR. **2012:** Ranked 2nd on WSH in playoff scoring in 2012 and 1st in assists and penalty minutes ... Led all WSH forwards in ice time per game (21:31) and all Capitals in takeaways during the postseason (19) ... Scored the GWG in double overtime of Game 2 of the ECQF on 4/14 at BOS ... Had two, two-assist games during the playoffs. **2011:** Finished the 2011 playoffs 2nd among forwards in ice time per game (23:18) ... Led the team with 6 postseason takeaways ... **2010:** 2nd on the team with 9 points (5g-4a) in 7 playoff games in the 2010 playoffs ... Had his 1st hat trick as a professional and added an assist in Game 2 of the ECQF vs. MTL (4/17) ... He and MTL's Andrei Kostitsyn became the 5th pair of playoff opponents to both record hat tricks in the same game ... Had a 3-point night (1g-2a) and was +4 in Game 4 at MTL (4/21). **2009:** His 12 assists in 14 playoff games during 2009 led the Caps, while his 15 points was 2nd on the team behind Ovechkin ... Led the NHL with 7 assists in the first round of the playoffs ... Finished with the second-best assist total in Caps playoff history, one shy of Andrei Nikolishin's single-season record (13, 1998) ... Had a point in all 7 Capitals wins in the playoffs ... 2 of his goals were PPGs ... Recorded a 9-game point streak (3g-8a from 4/24—5/11) ... Notched 3 assists on 4/20 at NYR in Game 3 of the ECQF ... Tallied 8 points (3g-5a) vs. PIT in the ECSF ... Scored goals in Games 3, 4 and 5 vs. PIT (3g-1a; 5/6—5/9). **2008:** Shared the team lead in playoff goals (4) and was t-2nd in the NHL in first-round goals in 2008 ... Scored goals in 4 straight games to close out the ECQF series vs. PHI, notching the Capitals' first goal in each of those games.



JAY BEAGLE

83

Center • Height: 6'3" • Weight: 218 • Shoots: Right
 Born: October 16, 1985 (Calgary, Alberta)
 Acquired: Signed as a free agent, March 26, 2008

vs. the NHL

| | GP | G | A | Pts | PIM |
|-----|----|---|---|-----|-----|
| ANA | 10 | 0 | 1 | 1 | 10 |
| ARI | 8 | 1 | 2 | 3 | 4 |
| BOS | 18 | 1 | 2 | 3 | 8 |
| BUF | 19 | 3 | 3 | 6 | 6 |
| CGY | 10 | 1 | 3 | 4 | 0 |
| CAR | 28 | 4 | 4 | 8 | 12 |
| CHI | 10 | 6 | 0 | 6 | 2 |
| COL | 9 | 3 | 4 | 7 | 2 |
| CBJ | 18 | 1 | 3 | 4 | 4 |
| DAL | 8 | 1 | 0 | 1 | 0 |
| DET | 15 | 2 | 3 | 5 | 0 |
| EDM | 9 | 2 | 1 | 3 | 6 |
| FLA | 24 | 2 | 0 | 2 | 10 |
| LA | 10 | 0 | 0 | 0 | 4 |
| MIN | 7 | 1 | 0 | 1 | 4 |
| MTL | 22 | 6 | 2 | 8 | 6 |
| NSH | 7 | 0 | 1 | 1 | 2 |
| NJ | 22 | 3 | 4 | 7 | 8 |
| NYI | 25 | 0 | 5 | 5 | 8 |
| NYR | 26 | 2 | 2 | 4 | 6 |
| OTT | 18 | 2 | 3 | 5 | 4 |
| PHI | 25 | 1 | 4 | 5 | 6 |
| PIT | 29 | 0 | 4 | 4 | 7 |
| SJ | 11 | 2 | 3 | 5 | 8 |
| STL | 8 | 1 | 0 | 1 | 4 |
| TB | 25 | 3 | 3 | 6 | 10 |
| TOR | 21 | 0 | 3 | 3 | 6 |
| VAN | 9 | 1 | 3 | 4 | 6 |
| VGK | 2 | 0 | 1 | 1 | 0 |
| WPG | 18 | 2 | 1 | 3 | 6 |

Playoffs vs. the NHL

| | GP | G | A | Pts | PIM |
|-----|----|---|---|-----|-----|
| BOS | 7 | 1 | 0 | 1 | 4 |
| NYI | 7 | 0 | 3 | 3 | 2 |
| NYR | 19 | 2 | 2 | 4 | 6 |
| PHI | 6 | 2 | 0 | 2 | 2 |
| PIT | 17 | 1 | 0 | 1 | 0 |
| TOR | 6 | 0 | 0 | 0 | 4 |

CAREER STATISTICS

| Year | Team | League | Regular Season | | | | | | | | | | Playoffs | | | | | | |
|----------------------------|-----------------|------------|----------------|-----------|-----------|------------|------------|-----------|----------|----------|-----------|------------|-----------|----------|----------|-----------|-----------|-----------|-----------|
| | | | GP | G | A | Pts | PIM | +/- | PP | SH | GW | S | GP | G | A | Pts | PIM | | |
| 2003-04 | Calgary | AJHL | 58 | 10 | 27 | 37 | 100 | - | - | - | - | - | - | - | - | - | - | - | - |
| 2004-05 | Calgary | AJHL | 64 | 28 | 42 | 70 | 114 | - | - | - | - | - | - | - | - | - | - | - | - |
| 2005-06 | Ak.-Anchorage | WCHA | 31 | 4 | 6 | 10 | 40 | - | - | - | - | - | - | - | - | - | - | - | - |
| 2006-07 | Ak.-Anchorage | WCHA | 36 | 10 | 10 | 20 | 93 | - | - | - | - | - | - | - | - | - | - | - | - |
| | Idaho | ECHL | 8 | 2 | 8 | 10 | 4 | - | - | - | - | - | 18 | 1 | 2 | 3 | 22 | | |
| 2007-08 | Hershey | AHL | 64 | 19 | 18 | 37 | 41 | - | - | - | - | - | 5 | 0 | 1 | 1 | 2 | | |
| 2008-09 | CAPITALS | NHL | 3 | 0 | 0 | 0 | 2 | -3 | 0 | 0 | 0 | 5 | 4 | 0 | 0 | 0 | 0 | 0 | 0 |
| | Hershey | AHL | 47 | 4 | 5 | 9 | 37 | - | - | - | - | - | 18 | 1 | 3 | 4 | 16 | | |
| 2009-10 | CAPITALS | NHL | 7 | 1 | 1 | 2 | 2 | -1 | 0 | 0 | 0 | 10 | - | - | - | - | - | - | - |
| | Hershey | AHL | 66 | 16 | 19 | 35 | 25 | - | - | - | - | - | 21 | 2 | 7 | 9 | 0 | | |
| 2010-11 | CAPITALS | NHL | 31 | 2 | 1 | 3 | 8 | -2 | 0 | 0 | 2 | 27 | - | - | - | - | - | - | - |
| | Hershey | AHL | 34 | 8 | 6 | 14 | 26 | -1 | 1 | 4 | 1 | 71 | - | - | - | - | - | - | - |
| 2011-12 | CAPITALS | NHL | 41 | 4 | 1 | 5 | 23 | -2 | 0 | 0 | 0 | 49 | 12 | 1 | 1 | 2 | 4 | 4 | 4 |
| 2012-13 | CAPITALS | NHL | 48 | 2 | 6 | 8 | 14 | -1 | 0 | 0 | 1 | 56 | 7 | 1 | 0 | 1 | 4 | 4 | 4 |
| 2013-14 | CAPITALS | NHL | 62 | 4 | 5 | 9 | 28 | -9 | 0 | 0 | 0 | 60 | - | - | - | - | - | - | - |
| 2014-15 | CAPITALS | NHL | 62 | 10 | 10 | 20 | 20 | 6 | 0 | 0 | 2 | 84 | 14 | 1 | 4 | 5 | 4 | 4 | 4 |
| 2015-16 | CAPITALS | NHL | 57 | 8 | 9 | 17 | 24 | 0 | 0 | 0 | 1 | 74 | 12 | 3 | 0 | 3 | 2 | 2 | 2 |
| 2016-17 | CAPITALS | NHL | 81 | 13 | 17 | 30 | 22 | 20 | 0 | 1 | 4 | 100 | 13 | 0 | 0 | 0 | 4 | 4 | 4 |
| 2017-18 | CAPITALS | NHL | 79 | 7 | 15 | 22 | 16 | 3 | 0 | 1 | 2 | 65 | - | - | - | - | - | - | - |
| NHL/CAPITALS TOTALS | | | 471 | 51 | 65 | 116 | 159 | 11 | 0 | 2 | 12 | 530 | 62 | 6 | 5 | 11 | 18 | 18 | 18 |

2017-18

Ranked fourth in the NHL in faceoff win percentage (58.5, min. 300 faceoffs), setting a new career high ... Tied a career high in blocked shots (44) ... Scored a goal at MTL (3/24) ... Earned an assist vs. TOR (3/3) ... Tallied two assists vs. DET (2/11) ... Scored the game-winning goal vs. CBJ (2/9), marking his 50th career goal ... Registered an assist vs. PHI (1/31) ... Recorded an assist at NJ (1/18) ... Scored the game-winning goal with two seconds left in regulation at CAR (1/12) ... Scored a goal vs. NYR (12/8) ... Registered two points (1g, 1a) vs. TB (11/24) ... Scored a goal at EDM (10/28) ... Scored a goal at DET (10/20) ... Recorded an assist vs. MTL (10/7).

Playoff Career

2017: Appeared in all 13 postseason games ... Ranked first on the team in face-off win percentage (54.9, min 100 FO) ... Played in his 52nd postseason game in Game 3 of the ECQF at TOR (4/17), passing Sergei Gonchar and Alex Semin (51) for eighteenth place on the franchise postseason games played list. **2016:** Set playoff career high in goals (3) ... Ranked tied for fourth on the team in goals during the 2016 playoffs ... Scored a goal in Game 1 of the ECQF vs. PHI (4/14) ... Scored a power-play goal in Game 3 of the ECQF at PHI (4/18) ... Scored a goal in Game 4 of the ECSF at PIT (5/4). **2015:** Registered a playoff career-high five points (1g, 4a) in 14 games during the playoffs after recording three points (2g, 1a) in his previous 23 playoff games (2009, 2012-13) ... Led the NHL in faceoff win percentage (63.8%) during the playoffs ... Ranked tied for fourth on the team in playoff assists ... Earned an assist in Game 2 of the ECQF vs. NYI (4/17) ... Tallied two assists in Game 5 of the ECQF vs. NYI (4/23), marking his first career postseason multi-point game ... Scored his first career playoff game-winning goal in Game 3 of the ECSF vs. NYR (5/4) ... Tallied an assist in Game 4 of the ECSF vs. NYR (5/6). **2013:** Scored a goal in Game 3 of the ECQF at NYR. **2012:** Scored first career playoff goal in Game 5 of ECQF at BOS on 4/21/12 ... Tallied first career postseason assist in Game 2 of ECSF at NYR on 4/30 ... Averaged 18:25 of ice time per game during the playoffs compared to 11:51 per game during the regular season ... T-6th on WSH in hits (25) and 5th among WSH forwards in blocked shots (13) during playoffs ... Led WSH in face-off percentage (54%) during postseason. **2010:** Recorded 9 points (2g-7a) in 21 AHL playoff games in 2010 ... Had a 3-point game (1g-2a) in Game 4 at Albany (4/27) ... Had 3 points (1g-2a) in 4 wins as the Bears closed out the Calder Cup final vs. Texas. **2009:** Made his NHL playoff debut 5/8/2009 at PIT and played in each of the last 4 games of the ECSF series ... Added a goal and 3 assists in the 2009 AHL playoffs, appearing in 18 games as Hershey won the Calder Cup.





ANDRE BURAKOVSKY

buhr-a-KAWV-skee

65

Right Wing • Height: 6'3" • Weight: 201 • Shoots: Left

Born: February 9, 1995 (Malmo, Sweden)

Drafted: Capitals' first-round choice, 23rd overall, in the 2013 NHL Draft

vs. the NHL

| | GP | G | A | P | PIM |
|-----|----|---|---|----|-----|
| ANA | 5 | 3 | 0 | 3 | 6 |
| ARI | 7 | 0 | 1 | 1 | 0 |
| BOS | 10 | 1 | 3 | 4 | 2 |
| BUF | 9 | 2 | 1 | 3 | 4 |
| CGY | 6 | 1 | 2 | 3 | 0 |
| CAR | 11 | 0 | 5 | 5 | 0 |
| CHI | 6 | 1 | 3 | 4 | 0 |
| COL | 6 | 0 | 2 | 2 | 0 |
| CBJ | 13 | 4 | 3 | 7 | 0 |
| DAL | 7 | 5 | 2 | 7 | 0 |
| DET | 11 | 1 | 3 | 4 | 2 |
| EDM | 4 | 1 | 5 | 6 | 0 |
| FLA | 10 | 3 | 3 | 6 | 0 |
| LA | 5 | 1 | 1 | 2 | 4 |
| MIN | 5 | 1 | 2 | 3 | 0 |
| MTL | 9 | 3 | 3 | 6 | 4 |
| NSH | 4 | 1 | 1 | 2 | 0 |
| NJ | 11 | 4 | 2 | 6 | 19 |
| NYI | 14 | 4 | 1 | 5 | 4 |
| NYR | 13 | 1 | 2 | 3 | 0 |
| OTT | 9 | 0 | 2 | 2 | 0 |
| PHI | 12 | 5 | 2 | 7 | 4 |
| PIT | 15 | 5 | 5 | 10 | 0 |
| SJ | 6 | 0 | 2 | 2 | 0 |
| STL | 7 | 2 | 3 | 5 | 2 |
| TB | 10 | 0 | 2 | 2 | 4 |
| TOR | 11 | 0 | 1 | 1 | 4 |
| VAN | 7 | 0 | 5 | 5 | 4 |
| VGK | 2 | 0 | 1 | 1 | 0 |
| WPG | 7 | 1 | 2 | 3 | 0 |

Playoffs vs. the NHL

| | GP | G | A | P | PIM |
|-----|----|---|---|---|-----|
| NYI | 4 | 0 | 0 | 0 | 0 |
| NYR | 7 | 2 | 1 | 3 | 0 |
| PHI | 6 | 0 | 0 | 0 | 4 |
| PIT | 13 | 4 | 1 | 5 | 4 |
| TOR | 6 | 0 | 2 | 2 | 0 |

CAREER STATISTICS

| | | Regular Season | | | | | | | | | | | | | Playoffs | | | | |
|----------------------------|------------------|------------------|------------|-----------|-----------|------------|-----------|-----------|----------|----------|----------|------------|-----------|----------|----------|-----------|----------|--|--|
| Year | Team | League | GP | G | A | Pts | PIM | +/- | PP | SH | GW | S | GP | G | A | Pts | PIM | | |
| 2010-11 | Malmö J18 | J18 Elit | 12 | 4 | 3 | 7 | 2 | - | - | - | - | - | - | - | - | - | - | | |
| | Malmö J18 | J18 Allsvenskan | 15 | 4 | 6 | 10 | 4 | - | - | - | - | - | - | - | - | - | - | | |
| | Sweden U16 (all) | International-Jr | 11 | 5 | 3 | 8 | 6 | - | - | - | - | - | - | - | - | - | - | | |
| 2011-12 | Malmö J18 | J18 Elit | 9 | 6 | 8 | 14 | 14 | 9 | - | - | - | - | 4 | 2 | 4 | 6 | 0 | | |
| | MalmöJ20 | SuperElit | 42 | 17 | 25 | 42 | 43 | -3 | - | - | - | - | 5 | 1 | 4 | 5 | 2 | | |
| | Malmö | Allsvenskan | 10 | 0 | 1 | 1 | 0 | 1 | - | - | - | - | 3 | 0 | 0 | 0 | 0 | | |
| | Sweden U17 | WHC-17 | 6 | 4 | 4 | 8 | 4 | - | - | - | - | - | - | - | - | - | - | | |
| | Sweden U18 | International | 15 | 4 | 5 | 9 | 2 | 4 | - | - | - | - | - | - | - | - | - | | |
| 2012-13 | Malmö J20 | SuperElit | 13 | 3 | 4 | 7 | 8 | -4 | - | - | - | - | 3 | 1 | 2 | 3 | 8 | | |
| | Malmö | Allsvenskan | 43 | 4 | 7 | 11 | 8 | -2 | - | - | - | - | - | - | - | - | - | | |
| | Sweden U18 | WJC-18 | 5 | 4 | 1 | 5 | 4 | 1 | - | - | - | - | - | - | - | - | - | | |
| | Sweden U18 | International-Jr | 16 | 10 | 7 | 17 | 24 | 5 | - | - | - | - | - | - | - | - | - | | |
| 2013-14 | Erie | OHL | 57 | 41 | 46 | 87 | 35 | 46 | - | - | - | - | 14 | 10 | 3 | 13 | 2 | | |
| | Sweden | WJC | 7 | 3 | 3 | 7 | 0 | 3 | 2 | 0 | 0 | 16 | - | - | - | - | - | | |
| 2014-15 | CAPITALS | NHL | 53 | 9 | 13 | 22 | 10 | 12 | 2 | 0 | 2 | 65 | 11 | 2 | 1 | 3 | 0 | | |
| | Hershey | AHL | 13 | 3 | 4 | 7 | 6 | 0 | - | - | - | - | - | - | - | - | - | | |
| 2015-16 | CAPITALS | NHL | 79 | 17 | 21 | 38 | 12 | 4 | 0 | 0 | 1 | 126 | 12 | 1 | 0 | 1 | 6 | | |
| | Sweden | WC | 3 | 1 | 0 | 1 | 12 | 0 | 0 | 0 | 1 | 7 | - | - | - | - | - | | |
| 2016-17 | CAPITALS | NHL | 64 | 12 | 23 | 35 | 14 | 13 | 2 | 0 | 1 | 111 | 13 | 3 | 3 | 6 | 2 | | |
| 2017-18 | CAPITALS | NHL | 56 | 12 | 13 | 25 | 27 | 3 | 2 | 0 | 5 | 84 | - | - | - | - | - | | |
| NHL/CAPITALS TOTALS | | | 252 | 50 | 70 | 120 | 63 | 32 | 6 | 0 | 9 | 386 | 36 | 6 | 4 | 10 | 8 | | |

2017-18

Ranked third on the team in game-winning goals (5), setting a new career high ... Scored the game-winning goal at STL (4/2) ... Scored a goal vs. NYR (3/28) ... Earned two assists at MTL (3/24) ... Registered two points (1g, 1a) at NYI (3/15) ... Recorded two points (1g, 1a) at FLA (2/22) ... Earned two points (1g, 1a) at MIN (2/15) ... Scored a goal vs. PHI (1/31) ... Tallied an assist at FLA (1/25) ... Registered three points (2g, 1a) at DAL (12/19), including the game-winning goal in OT ... Recorded 100th career point vs. COL (12/12) ... Missed 19 games due to injury (10/26-12/6) ... Registered two points (1g, 1a) at DET (10/20) ... Earned an assist vs. MTL (10/7).

Playoff Career

2017: Recorded a career-high six points (3g, 3a) in 13 games during 2017 playoffs ... Registered two points (1g, 1a) in Game 5 of the ECSF vs. PIT (5/6) ... Scored two goals in Game 6 of the ECSF at PIT (5/8), his second career postseason multi-goal game ... Ranked second on the team in plus/minus (+5). **2016:** Scored a goal in Game 1 of the ECSF vs. PIT (4/28). **2015:** Registered three points (2g, 1a) in 11 playoff games ... Earned his first career playoff point with an assist in Game 3 of the ECSF vs. NYR (5/4) ... Scored two goals, including the game-winning goal, in Game 4 of the ECSF vs. NYR (5/6) ... Became only the second rookie in the last 75 years to record a multi-goal playoff game while scoring every one of his team's goals, joining Gilbert Dionne, who scored each of Montreal's goals in the Canadiens' 2-0 victory against the Hartford Whalers on April 19, 1992 ... Burakovsky is the fourth rookie in Capitals playoff history to score his first two playoff goals in the same game and the second to do so this year, joining Evgeny Kuznetsov (4/23/15 vs. NYI: 2g, 1a). In addition, Burakovsky is the fifth rookie in franchise history to score two goals in a playoff game, joining Kuznetsov (4/23/15 vs. NYI: 2g, 1a), Marcus Johansson (4/20/11 at NYR: 2g), Richard Zednik (5/28/98 at BUF: 2g, 1a) and Sergei Gonchar (5/6/95 at PIT: 2g, 1a).





JOHN CARLSON

74

Defenseman • Height: 6'3" • Weight: 218 • Shoots: Right
 Born: January 10, 1990 (Natick, Mass.)
 Drafted: Capitals' first-round choice, 27th overall, in the 2008 NHL Draft

vs. the NHL

| | GP | G | A | P | PIM |
|-----|----|---|----|----|-----|
| ANA | 11 | 2 | 4 | 6 | 0 |
| ARI | 12 | 4 | 4 | 8 | 2 |
| BOS | 24 | 4 | 8 | 12 | 2 |
| BUF | 24 | 2 | 7 | 9 | 6 |
| CGY | 13 | 0 | 2 | 2 | 4 |
| CAR | 38 | 5 | 16 | 21 | 18 |
| CHI | 12 | 1 | 6 | 7 | 2 |
| COL | 12 | 3 | 2 | 5 | 6 |
| CBJ | 22 | 6 | 11 | 17 | 6 |
| DAL | 12 | 2 | 4 | 6 | 4 |
| DET | 18 | 4 | 10 | 14 | 4 |
| EDM | 12 | 1 | 8 | 9 | 2 |
| FLA | 31 | 4 | 13 | 17 | 14 |
| LA | 11 | 0 | 1 | 1 | 2 |
| MIN | 11 | 0 | 5 | 5 | 2 |
| MTL | 24 | 2 | 12 | 14 | 18 |
| NSH | 12 | 0 | 8 | 8 | 6 |
| NJ | 31 | 4 | 17 | 21 | 22 |
| NYI | 31 | 3 | 15 | 18 | 6 |
| NYR | 29 | 4 | 11 | 15 | 4 |
| OTT | 25 | 5 | 7 | 12 | 2 |
| PHI | 33 | 1 | 11 | 12 | 14 |
| PIT | 31 | 5 | 12 | 17 | 8 |
| SJ | 13 | 1 | 7 | 8 | 4 |
| STL | 13 | 2 | 7 | 9 | 2 |
| TB | 33 | 5 | 15 | 20 | 16 |
| TOR | 26 | 2 | 15 | 17 | 8 |
| VAN | 11 | 3 | 7 | 10 | 2 |
| VGK | 2 | 0 | 0 | 0 | 0 |
| WPG | 28 | 2 | 11 | 13 | 12 |

Playoffs vs. the NHL

| | GP | G | A | P | PIM |
|-----|----|---|---|---|-----|
| BOS | 7 | 0 | 2 | 2 | 4 |
| MTL | 7 | 1 | 3 | 4 | 0 |
| NYI | 7 | 1 | 3 | 4 | 2 |
| NYR | 26 | 2 | 5 | 7 | 14 |
| PHI | 6 | 3 | 3 | 6 | 4 |
| PIT | 13 | 3 | 5 | 8 | 4 |
| TB | 4 | 2 | 0 | 2 | 0 |
| TOR | 6 | 1 | 1 | 2 | 0 |

| CAREER STATISTICS | | Regular Season | | | | | | | | | | | | | | Playoffs | | | |
|----------------------------|-----------------|----------------|------------|-----------|------------|------------|------------|------------|-----------|----------|-----------|--------------|-----------|-----------|-----------|-----------|-----------|--|--|
| Year | Team | League | GP | G | A | Pts | PIM | +/- | PP | SH | GW | S | GP | G | A | Pts | PIM | | |
| 2005-06 | N.J. Rockets | ATJHL | 38 | 2 | 10 | 12 | 42 | - | - | - | - | - | - | - | - | - | - | | |
| 2006-07 | N.J. Rockets | ATJHL | 44 | 12 | 38 | 50 | 96 | - | - | - | - | - | - | - | - | - | - | | |
| | Indiana | USHL | 2 | 0 | 0 | 0 | 6 | - | - | - | - | - | - | - | - | - | - | | |
| 2007-08 | Indiana | USHL | 59 | 12 | 31 | 43 | 72 | - | - | - | - | - | 4 | 1 | 0 | 1 | 0 | | |
| 2008-09 | London | OHL | 59 | 16 | 60 | 76 | 65 | - | - | - | - | - | 14 | 7 | 15 | 22 | 16 | | |
| | Hershey | AHL | - | - | - | - | - | - | - | - | - | - | 16 | 2 | 1 | 3 | 0 | | |
| 2009-10 | CAPITALS | NHL | 22 | 1 | 5 | 6 | 8 | 11 | 0 | 0 | 0 | 21 | 7 | 1 | 3 | 4 | 0 | | |
| | Hershey | AHL | 48 | 4 | 35 | 39 | 26 | - | - | - | - | - | 13 | 2 | 5 | 7 | 8 | | |
| | United States | WJC | 7 | 4 | 3 | 7 | 2 | - | - | - | - | - | - | - | - | - | - | | |
| 2010-11 | CAPITALS | NHL | 82 | 7 | 30 | 37 | 44 | 21 | 1 | 0 | 3 | 144 | 9 | 2 | 1 | 3 | 4 | | |
| 2011-12 | CAPITALS | NHL | 82 | 9 | 23 | 32 | 22 | -15 | 4 | 0 | 0 | 152 | 14 | 2 | 3 | 5 | 8 | | |
| 2012-13 | CAPITALS | NHL | 48 | 6 | 16 | 22 | 18 | 11 | 0 | 0 | 0 | 97 | 7 | 0 | 1 | 1 | 4 | | |
| 2013-14 | CAPITALS | NHL | 82 | 10 | 27 | 37 | 22 | -3 | 5 | 0 | 0 | 208 | - | - | - | - | - | | |
| | United States | Olympics | 6 | 1 | 1 | 2 | 0 | 1 | 0 | 0 | 0 | 5 | - | - | - | - | - | | |
| 2014-15 | CAPITALS | NHL | 82 | 12 | 43 | 55 | 28 | 11 | 3 | 1 | 3 | 193 | 14 | 1 | 5 | 6 | 4 | | |
| 2015-16 | CAPITALS | NHL | 56 | 8 | 31 | 39 | 14 | 16 | 2 | 0 | 4 | 124 | 12 | 5 | 7 | 12 | 4 | | |
| 2016-17 | CAPITALS | NHL | 72 | 9 | 28 | 37 | 10 | 7 | 3 | 0 | 3 | 180 | 13 | 2 | 2 | 4 | 4 | | |
| | United States | World Cup | 3 | 0 | 0 | 0 | 0 | -3 | 0 | 0 | 0 | 4 | - | - | - | - | - | | |
| 2017-18 | CAPITALS | NHL | 82 | 15 | 53 | 68 | 32 | 0 | 4 | 0 | 4 | 237 | - | - | - | - | - | | |
| NHL/CAPITALS TOTALS | | | 608 | 77 | 256 | 333 | 198 | 59 | 22 | 1 | 17 | 1,356 | 76 | 13 | 22 | 35 | 28 | | |

USHL All-Rookie Team (2008) • USHL Second All-Star Team (2008) • CHL All-Rookie Team (2009) • OHL First All-Rookie Team (2009) • OHL Second All-Star Team (2009) • AHL All-Rookie Team (2010) • AHL All-Star Game (2010) • World Junior Championship All-Star Team (2010) • 2011 NHL All-Rookie Team

2017-18
 Set career highs in goals (15), assists (53), points (68), shots (237) and time on ice (2032) ... Led NHL defensemen in points (68) and power play assists (28) ... Ranked second among NHL defensemen in power play points (32) and tied for third in assists (53) ... Led the Capitals in time on ice per game (24:46), power play points (32) and takeaways (58) ... Ranked second on the Capitals in blocked shots (146) and tied for fourth in game-winning goals (4) ... Recorded his 250th career assist at MTL (3/24) ... Played in his 600th NHL/Capitals game at DET (3/22), becoming the eighth defenseman in franchise history to reach the 600-game plateau with the Capitals ... Posted a six-game point streak (3/10-3/20: 3g, 5a) ... Registered three points (1g, 2a) vs. TOR (3/3) ... Tallied two assists vs. BUF (2/24) ... Recorded two points (1g, 1a) at BUF (2/19) ... Earned two assists at DET (2/11) ... Tallied two assists vs. PHI (1/31) ... Scored a goal at FLA (1/25) ... Recorded two assists vs. STL (1/7) ... Recorded a season high in ice time (30:51) at CAR (1/2) ... Earned three points (1g, 2a) vs. NJ (12/30), including the game-winning goal ... Scored a goal vs. Colorado (12/12) ... Registered two points (1g, 1a) vs. PIT (11/10) ... Recorded two points (1g, 1a) vs. ARI (11/6), including the game-winning goal in OT ... Tallied two assists vs. NYI (11/2) ... Earned an assist at PHI (10/14) ... Recorded an assist vs. MTL (10/7).

Playoff Career
2017: Recorded four points (2g, 2a) in 13 postseason games ... Registered two power play goals, tying for the team lead ... Ranked second on the team in time on ice per game (22:24) ... Scored a power-play goal and assisted on the game-winning goal in Game 5 of the ECSF vs. PIT (5/6) ... Led Capitals defensemen in shots (38) ... Appeared in his 76th career playoff game against PIT (5/10), tying Mike Ridley for ninth on the franchise postseason games played list. **2016:** Registered 12 points (5g, 7a) in 12 games during the postseason, tying the franchise record for most points in a postseason by a defenseman (Kevin Hatcher, 1988; Scott Stevens, 1988) ... Became the third defenseman in franchise history to score five goals in a postseason (Sergei Gonchar, 1998: 7; Kevin Hatcher, 1988: 5) and the sixth defenseman in franchise history to earn seven assists in a postseason (Calle Johansson, Kevin Hatcher, Mike Green, Scott Stevens, Sylvain Cote) ... Set the franchise record for power-play goals in a postseason by a defenseman (4) and his eight power-play points (4g, 4a) mark the most by a Capitals skater since Alex Ovechkin (3g, 5a) in the 2009 Stanley Cup playoffs ... Registered a point in six consecutive games (4/28-5/10: 2g, 4a), marking the longest playoff point streak by a Capitals defenseman since Sergei Gonchar in the 1998 Stanley Cup playoffs (5/3/98-5/15/98: 3g, 3a) ... Led the Capitals in ice time per game (26:53), power-play points (8) and power-play goals (4), ranked tied for first in points (12), tied for second in assists (7), goals (5) and power-play assists (4) and second in shots (49) during the postseason ... Scored his first career playoff game-winning goal in Game 1 of the ECQF vs. PHI (4/14) ... Tallied two points (1g, 1a) in Game 2 of the ECQF vs. PHI (4/16) ... Earned three points (1g, 2a) in Game 3 of the ECQF at PHI (4/18), marking his first career postseason three-point game and first career multi-assist playoff game ... He is the first defenseman in the NHL to record three power-play points (1g, 2a) in a single playoff game since Sami Salo on May 22, 2011 (2g, 1a) ... He is the first NHL player to score a power-play goal in three straight postseason games (4/14-4/18: 3 PPG) in one playoff year since Patrick Marleau in 2011 (5/15/11-5/20/11: 3g) and the first Capitals defenseman to score a power-play goal in three straight postseason games since Al Iafate in the 1993 Patrick Division semifinals (4/24/93-4/26/93: 3g) ... He is the first Capitals defenseman to record a power-play point in the first three playoff games of any series since Scott Stevens in the 1989 Patrick Division semifinals (4/5/89-4/8/89: 3a). **2015:** Registered playoff career highs in assists (5) and points (6) in 14 playoff games ... Led Washington in blocked shots (41) and ranked third in shots (41) during the postseason ... Led Capitals defensemen in assists and points ... Recorded an assist in Game 2 of the ECQF vs. NYI (4/17) ... Earned an assist in Game 4 of the ECQF at NYI (4/21) ... Scored a goal in Game 6 of the ECQF at NYI (4/25) ... Earned an assist in Game 7 of the ECQF vs. NYI (4/27) ... Earned an assist in Game 1 of the ECSF at NYR (4/30), extending his points streak to three games ... Tallied an assist in Game 6 of the ECSF vs. NYR (5/10). **2013:** Led the team with 22 blocked shots during playoffs ... Ranked 2nd on the team in shots on goal (21) and ice time per game (22:28) during the postseason ... Earned an assist in Game 3 of the ECQF at NYR. **2012:** Led WSH defensemen and T-5th on the team in 2012 postseason points ... T-1st among blueliners in goals and assists during playoffs ... Tied for team lead among defensemen in shots (27) ... 2nd on team in ice time per game (24:02) ... 4th on WSH in hits (30) and 1st in blocked shots (38) during the playoffs ... Scored a goal in Game 3 of ECSF vs. NYR on 5/2 ... Scored in Game 5 of ECSF at NYR on 5/7. **2011:** 2nd among rookies in the NHL in playoff ice time, skating 23:58 per game ... During the playoffs was 4th on the team in blocked shots (17) ... Tied for the league lead in goals by a rookie defenseman during the postseason (2). **2010:** Rejoined Hershey after the 2010 Stanley Cup playoffs and posted 7 points (2g-5a) in 13 games ... Had 5 points (2g-3a) in the last 3 games of the Calder Cup final (6/9-6/14), including the GWG in Games 4 and 6 ... Was +7 in the playoffs, including +4 in the final series vs. Texas ... Won a gold medal with the U.S. in the 2010 World Junior Championship ... Named to the tournament all-star team ... Averaged a point per game in 7 games (4g-3a), 3rd in scoring among tournament defensemen ... Scored twice in the gold-medal game against Canada, including the overtime winner ... Led American defensemen in scoring and was t-3rd on the team at +8. **2009:** Appeared in 16 playoff games for Hershey in 2009 upon finishing his junior season with the London Knights (OHL) ... Recorded 2 goals, 1 assist and was +3 as the Bears won the Calder Cup.





ALEX CHIASSON

CHAY-sahn

39

Right Wing • Height: 6'4" • Weight: 208 • Shoots: Right
 Born: October 1, 1990 (Montreal, Quebec)
 Drafted: Dallas' second-round choice, 38th overall, in the 2009 NHL Draft
 Acquired: Signed as a free agent, October 4, 2017

vs. the NHL

| | GP | G | A | P | PIM |
|-----|----|---|---|---|-----|
| ANA | 14 | 4 | 2 | 6 | 11 |
| ARI | 13 | 0 | 0 | 0 | 8 |
| BOS | 15 | 4 | 2 | 6 | 4 |
| BUF | 14 | 3 | 3 | 5 | 7 |
| CGY | 9 | 3 | 3 | 6 | 8 |
| CAR | 13 | 3 | 0 | 3 | 10 |
| CHI | 15 | 1 | 2 | 3 | 4 |
| COL | 14 | 1 | 3 | 4 | 18 |
| CBJ | 13 | 2 | 0 | 2 | 9 |
| DAL | 8 | 1 | 3 | 4 | 4 |
| DET | 13 | 0 | 2 | 2 | 12 |
| EDM | 13 | 4 | 1 | 5 | 0 |
| FLA | 14 | 1 | 1 | 2 | 12 |
| LA | 14 | 2 | 4 | 6 | 4 |
| MIN | 12 | 3 | 1 | 4 | 2 |
| MTL | 15 | 1 | 3 | 4 | 6 |
| NSH | 14 | 6 | 1 | 7 | 0 |
| NJ | 13 | 1 | 2 | 3 | 6 |
| NYI | 12 | 2 | 6 | 8 | 6 |
| NYR | 14 | 1 | 2 | 3 | 2 |
| OTT | 6 | 1 | 4 | 5 | 4 |
| PHI | 13 | 1 | 1 | 2 | 29 |
| PIT | 13 | 0 | 1 | 1 | 19 |
| SJ | 15 | 5 | 3 | 8 | 7 |
| STL | 13 | 2 | 0 | 2 | 2 |
| TB | 14 | 0 | 1 | 1 | 12 |
| TOR | 13 | 1 | 4 | 5 | 10 |
| VAN | 12 | 1 | 4 | 5 | 4 |
| WSH | 8 | 1 | 4 | 5 | 2 |
| WPG | 12 | 4 | 3 | 7 | 0 |

Playoffs vs. the NHL

| | GP | G | A | P | PIM |
|-----|----|---|---|---|-----|
| ANA | 10 | 1 | 1 | 2 | 4 |
| MTL | 4 | 0 | 0 | 0 | 0 |

CAREER STATISTICS

| | | Regular Season | | | | | | | | | | | | | Playoffs | | | | |
|------------------------|-----------------------|----------------|------------|-----------|-----------|------------|------------|------------|-----------|----------|-----------|------------|-----------|----------|----------|----------|----------|--|--|
| Year | Team | League | GP | G | A | Pts | PIM | +/- | PP | SH | GW | S | GP | G | A | Pts | PIM | | |
| 2005-06 | Séminaire St-François | QMAAA | 13 | 1 | 1 | 2 | 16 | - | - | - | - | - | 2 | 1 | 1 | 2 | 0 | | |
| 2006-07 | Séminaire St-François | QMAAA | 43 | 12 | 18 | 30 | 41 | - | - | - | - | - | 18 | 4 | 18 | 22 | 18 | | |
| 2007-08 | Northwood School Prep | USHS-Prep | 45 | 35 | 46 | 81 | - | - | - | - | - | - | - | - | - | - | - | | |
| 2008-09 | Des Moines | USHL | 56 | 17 | 33 | 50 | 101 | -9 | - | - | - | - | - | - | - | - | - | | |
| 2009-10 | Boston Univ. | NCAA | 35 | 7 | 12 | 19 | 44 | 6 | - | - | - | - | - | - | - | - | - | | |
| 2010-11 | Boston Univ. | NCAA | 35 | 14 | 20 | 34 | 75 | -4 | - | - | - | - | - | - | - | - | - | | |
| 2011-12 | Boston Univ. | NCAA | 38 | 15 | 31 | 46 | 67 | 15 | - | - | - | - | - | - | - | - | - | | |
| | Texas | AHL | 9 | 1 | 4 | 5 | 9 | -4 | - | - | - | - | - | - | - | - | - | | |
| 2012-13 | Dallas | NHL | 7 | 6 | 1 | 7 | 0 | 3 | - | - | - | - | - | - | - | - | - | | |
| | Texas | AHL | 57 | 13 | 22 | 35 | 43 | 3 | - | - | - | - | 7 | 2 | 1 | 3 | 4 | | |
| 2013-2014 | Dallas | NHL | 79 | 13 | 22 | 35 | 38 | -21 | - | - | - | - | 6 | 1 | 1 | 2 | 2 | | |
| 2014-15 | Ottawa | NHL | 76 | 11 | 15 | 26 | 67 | -5 | - | - | - | - | 4 | 0 | 0 | 0 | 0 | | |
| 2015-16 | Ottawa | NHL | 77 | 8 | 6 | 14 | 45 | 2 | - | - | - | - | - | - | - | - | - | | |
| 2016-17 | Calgary | NHL | 81 | 12 | 12 | 24 | 46 | -6 | - | - | - | - | 4 | 0 | 0 | 0 | 2 | | |
| 2017-2018 | CAPITALS | NHL | 61 | 9 | 9 | 18 | 26 | 1 | 1 | 1 | 2 | 59 | - | - | - | - | - | | |
| NHL TOTALS | | | 381 | 59 | 65 | 124 | 222 | -26 | 13 | 3 | 10 | 513 | 14 | 1 | 1 | 2 | 4 | | |
| CAPITALS TOTALS | | | 61 | 9 | 9 | 18 | 26 | 1 | 1 | 1 | 2 | 59 | - | - | - | - | - | | |

USHL All-Rookie Team (2009) • USHL All-Star Game (2009)

2017-18

Led the Capitals in shorthanded points (3) ... Scored a goal at STL (4/2) ... Recorded an assist at NYR (3/26) ... Earned an assist at Montreal (3/24) ... Registered three points (1g, 2a) vs. NYI (3/16), including a power-play goal ... Tallied an assist vs. Buffalo (2/24) ... Registered an assist at WPG (2/13) ... Scored a goal at CAR (1/2) ... Scored two goals at BOS (12/14), including the game-winning goal while shorthanded ... Scored a goal vs. CBJ (12/2) ... Recorded two points (1g, 1a) vs. OTT (11/22) ... Earned an assist at DET (10/20).

Playoff Career

2017: Played in all four of Calgary's playoff games. **2015:** Appeared in four of Ottawa's six playoff games. **2014:** Played in all six of Dallas' playoff games ... Recorded an assist for his first career postseason point in his NHL playoff debut at ANA (4/16) ... Scored his first career playoff goal at ANA (4/18) ... Tied for the team lead in power-play points (2).





BRETT CONNOLLY

10

Left Wing • Height: 6'3" • Weight: 195 • Shoots: Right

Born: May 2, 1992 (Campbell River, B.C.)

Drafted: Tampa Bay's first-round choice, sixth overall, in the 2010 NHL Draft

Acquired: Signed as a free agent, July 1, 2016

vs. the NHL

| | GP | G | A | P | PIM |
|-----|----|---|---|---|-----|
| ANA | 10 | 0 | 3 | 3 | 2 |
| ARI | 7 | 1 | 0 | 1 | 0 |
| BOS | 8 | 2 | 1 | 3 | 8 |
| BUF | 15 | 4 | 3 | 7 | 13 |
| CGY | 6 | 1 | 2 | 3 | 2 |
| CAR | 20 | 3 | 4 | 7 | 4 |
| CHI | 6 | 3 | 0 | 3 | 4 |
| COL | 8 | 3 | 2 | 5 | 0 |
| CBJ | 13 | 2 | 0 | 2 | 8 |
| DAL | 7 | 2 | 2 | 4 | 8 |
| DET | 13 | 3 | 3 | 6 | 6 |
| EDM | 8 | 1 | 1 | 2 | 2 |
| FLA | 17 | 2 | 3 | 5 | 22 |
| LA | 7 | 1 | 1 | 2 | 4 |
| MIN | 9 | 0 | 2 | 2 | 4 |
| MTL | 16 | 2 | 1 | 3 | 16 |
| NSH | 8 | 2 | 2 | 4 | 9 |
| NJ | 16 | 3 | 1 | 4 | 8 |
| NYI | 15 | 3 | 2 | 5 | 2 |
| NYR | 14 | 4 | 2 | 6 | 4 |
| OTT | 14 | 2 | 2 | 4 | 8 |
| PHI | 13 | 3 | 0 | 3 | 4 |
| PIT | 17 | 3 | 1 | 4 | 10 |
| SJ | 8 | 2 | 2 | 4 | 0 |
| STL | 10 | 4 | 1 | 5 | 4 |
| TB | 11 | 1 | 1 | 2 | 4 |
| TOR | 15 | 0 | 2 | 2 | 4 |
| VAN | 8 | 0 | 1 | 1 | 6 |
| VGK | 2 | 0 | 0 | 0 | 0 |
| WSH | 13 | 0 | 3 | 3 | 4 |
| WPG | 12 | 0 | 4 | 4 | 2 |

Playoffs vs. the NHL

| | GP | G | A | P | PIM |
|-----|----|---|---|---|-----|
| PIT | 1 | 0 | 0 | 0 | 0 |
| TOR | 6 | 0 | 0 | 0 | 0 |

| CAREER STATISTICS | | Regular Season | | | | | | | | | | | Playoffs | | | | |
|------------------------|---------------|----------------|------------|-----------|-----------|------------|------------|-----------|-----------|----------|-----------|------------|----------|----------|----------|----------|----------|
| Year | Team | League | GP | G | A | Pts | PIM | +/- | PP | SH | GW | S | GP | G | A | Pts | PIM |
| 2007-08 | Prince George | WHL | 4 | 0 | 0 | 0 | 0 | -3 | 0 | 0 | 0 | - | - | - | - | - | - |
| 2008-09 | Prince George | WHL | 65 | 30 | 30 | 60 | 38 | -26 | 12 | 2 | 7 | - | 4 | 0 | 2 | 2 | 6 |
| | Canada | WJC-U18 | 6 | 3 | 3 | 6 | 4 | - | - | - | - | - | - | - | - | - | - |
| 2009-10 | Prince George | WHL | 16 | 10 | 9 | 19 | 8 | -3 | 3 | 2 | 1 | - | - | - | - | - | - |
| | Canada | WJC-U18 | 4 | 1 | 0 | 1 | 10 | - | - | - | - | - | - | - | - | - | - |
| 2010-11 | Prince George | WHL | 59 | 46 | 27 | 73 | 26 | -5 | 15 | 2 | 5 | - | 1 | 0 | 0 | 0 | 0 |
| | Canada | WJC | 7 | 0 | 3 | 3 | 0 | 2 | 0 | 0 | 0 | - | - | - | - | - | - |
| 2011-12 | Tampa Bay | NHL | 68 | 4 | 11 | 15 | 30 | -9 | 1 | 0 | 2 | 94 | - | - | - | - | - |
| | Canada | WJC | 6 | 5 | 1 | 6 | 4 | 4 | 0 | 1 | 1 | - | - | - | - | - | - |
| 2012-13 | Tampa Bay | NHL | 5 | 1 | 0 | 1 | 0 | -3 | 1 | 0 | 0 | 10 | - | - | - | - | - |
| | Syracuse | AHL | 71 | 31 | 32 | 63 | 53 | 19 | 9 | 0 | 8 | 207 | 18 | 6 | 5 | 11 | 12 |
| 2013-14 | Tampa Bay | NHL | 11 | 1 | 0 | 1 | 4 | -5 | 0 | 0 | 1 | 12 | - | - | - | - | - |
| | Syracuse | AHL | 66 | 21 | 36 | 57 | 50 | -6 | 6 | 0 | 6 | 201 | - | - | - | - | - |
| 2014-15 | Tampa Bay | NHL | 50 | 12 | 3 | 15 | 38 | 4 | 2 | 0 | 2 | 74 | - | - | - | - | - |
| | Boston | NHL | 5 | 0 | 2 | 2 | 10 | -1 | 0 | 0 | 0 | 9 | - | - | - | - | - |
| 2015-16 | Boston | NHL | 71 | 9 | 16 | 25 | 20 | -1 | 2 | 0 | 2 | 95 | - | - | - | - | - |
| 2016-17 | CAPITALS | NHL | 66 | 15 | 8 | 23 | 40 | 20 | 1 | 0 | 3 | 81 | 7 | 0 | 0 | 0 | 0 |
| 2017-18 | CAPITALS | NHL | 70 | 15 | 12 | 27 | 30 | -6 | 4 | 0 | 2 | 67 | - | - | - | - | - |
| NHL TOTALS | | | 346 | 57 | 52 | 109 | 172 | -1 | 11 | 0 | 12 | 442 | 7 | 0 | 0 | 0 | 0 |
| CAPITALS TOTALS | | | 136 | 30 | 20 | 50 | 70 | 14 | 5 | 0 | 5 | 148 | 7 | 0 | 0 | 0 | 0 |

AHL All-Star Classic (2014) • AHL Second Team All-Star (2013) • CHL and WHL Rookie of the Year (2009) • CHL All-Rookie Team (2009)

2017-18

Tied a career high in goals (15) ... Ranked third in the NHL in shooting percentage (22.4%, min. 50 games) ... Ranked tied for fifth on the team in power play goals (4) ... Registered an assist at STL (4/2) ... Scored the game-winning goal at DET (3/22) ... Posted a three-game point streak (2/20-2/24: 0g, 3a) ... Scored a goal vs. DET (2/11) ... Scored a power-play goal at FLA (1/25) ... Scored two goals at NJ (1/18) ... Scored the game-winning goal vs. COL (12/12) ... Registered two points (1g, 1a) at DAL (12/19) ... Recorded a goal streak of three games (12/2-12/6: 3g), tying a career high ... Scored a goal at COL (11/16) ... Registered an assist at NSH (11/14) ... Earned an assist vs. PIT (10/11) ... Scored a goal at Ottawa (10/5).

Playoff Career

2017: Appeared in his first career playoff game in Game 1 of the ECQF vs. TOR (4/13) ... Played in seven postseason contests.





CHRISTIAN DJOOS

YEW-uhs

29

Defense • Height: 6'0" • Weight: 169 • Shoots: Left

Born: August 6, 1994 (Gothenburg, Sweden)

Drafted: Capitals' seventh-round choice, 195th overall, in the 2012 NHL Draft

vs. the NHL

| | GP | G | A | P | PIM |
|-----|----|---|---|---|-----|
| ANA | 2 | 0 | 0 | 0 | 0 |
| ARI | 2 | 0 | 1 | 1 | 0 |
| BOS | 3 | 0 | 1 | 1 | 2 |
| BUF | 3 | 0 | 1 | 1 | 0 |
| CGY | 1 | 0 | 0 | 0 | 0 |
| CAR | 4 | 0 | 1 | 1 | 0 |
| CHI | 2 | 0 | 1 | 1 | 2 |
| COL | 1 | 0 | 0 | 0 | 0 |
| CBJ | 4 | 0 | 1 | 1 | 0 |
| DAL | 2 | 0 | 0 | 0 | 0 |
| DET | 3 | 0 | 0 | 0 | 0 |
| EDM | 2 | 0 | 0 | 0 | 0 |
| FLA | 3 | 1 | 0 | 1 | 0 |
| LA | 1 | 0 | 0 | 0 | 0 |
| MIN | 1 | 0 | 0 | 0 | 0 |
| MTL | 1 | 0 | 0 | 0 | 0 |
| NSH | 2 | 0 | 0 | 0 | 0 |
| NJ | 3 | 1 | 1 | 2 | 2 |
| NYI | 3 | 0 | 0 | 0 | 0 |
| NYR | 3 | 0 | 0 | 0 | 0 |
| OTT | 0 | 0 | 0 | 0 | 0 |
| PHI | 4 | 0 | 1 | 1 | 0 |
| PIT | 3 | 1 | 2 | 3 | 2 |
| SJ | 1 | 0 | 0 | 0 | 0 |
| STL | 1 | 0 | 0 | 0 | 0 |
| TB | 1 | 0 | 0 | 0 | 0 |
| TOR | 2 | 0 | 0 | 0 | 0 |
| VAN | 2 | 0 | 0 | 0 | 2 |
| VGK | 2 | 0 | 1 | 1 | 0 |
| WPG | 1 | 0 | 0 | 0 | 0 |

CAREER STATISTICS

| | | Regular Season | | | | | | | | | | | Playoffs | | | | |
|----------------------------|-----------------|----------------|-----------|----------|-----------|-----------|-----------|-----------|----------|----------|----------|-----------|----------|---|---|-----|-----|
| Year | Team | League | GP | G | A | Pts | PIM | +/- | PP | SH | GW | S | GP | G | A | Pts | PIM |
| 2008-09 | Brynäs IF U16 | U16 SM | 5 | 0 | 0 | 0 | 4 | - | - | - | - | - | - | - | - | - | - |
| 2009-10 | Brynäs IF U16 | U16 SM | 6 | 2 | 4 | 6 | 8 | - | - | - | - | - | - | - | - | - | - |
| | Brynäs IF U18 | J18 Elit | 20 | 0 | 6 | 6 | 26 | - | - | - | - | - | - | - | - | - | - |
| | Brynäs IF J18 | J18 Alls. | 15 | 4 | 6 | 10 | 40 | - | - | - | - | - | 4 | 1 | 1 | 2 | 4 |
| | Sweden U16 | Int. Jr. | 8 | 1 | 2 | 3 | 6 | - | - | - | - | - | - | - | - | - | - |
| 2010-11 | Brynäs IF J18 | J18 Elit | 21 | 7 | 20 | 27 | 22 | - | - | - | - | - | - | - | - | - | - |
| | Brynäs IF J18 | J18 Alls. | 17 | 4 | 14 | 18 | 12 | - | - | - | - | - | 5 | 0 | 5 | 5 | 4 |
| | Brynäs IF J20 | SuperElit | 11 | 0 | 1 | 1 | 0 | - | - | - | - | - | - | - | - | - | - |
| | Sweden U17 | Int. Jr. | 3 | 0 | 0 | 0 | 0 | - | - | - | - | - | - | - | - | - | - |
| 2011-12 | Brynäs IF J18 | J18 Elit | 1 | 1 | 1 | 2 | 0 | 2 | - | - | - | - | - | - | - | - | - |
| | Brynäs IF J18 | J18 Alls. | 6 | 4 | 7 | 11 | 4 | 7 | - | - | - | - | 5 | 1 | 0 | 1 | 2 |
| | Brynäs IF J20 | SuperElit | 40 | 3 | 21 | 24 | 22 | 11 | - | - | - | - | 2 | 0 | 0 | 0 | 0 |
| | Brynäs IF | SHL | 1 | 0 | 0 | 0 | 0 | 0 | - | - | - | - | - | - | - | - | - |
| | Sweden U18 | WJC-18 | 6 | 1 | 2 | 3 | 2 | 3 | - | - | - | - | - | - | - | - | - |
| | Sweden U18 | Int. Jr. | 14 | 3 | 3 | 6 | 10 | 8 | - | - | - | - | - | - | - | - | - |
| 2012-13 | Brynäs IF J20 | SuperElit | 2 | 0 | 2 | 2 | 2 | 1 | - | - | - | - | - | - | - | - | - |
| | Brynäs IF | SHL | 47 | 2 | 6 | 8 | 38 | -1 | - | - | - | - | 4 | 0 | 0 | 0 | 0 |
| | Sweden U20 | WJC-20 | 6 | 0 | 3 | 3 | 0 | -2 | - | - | - | - | - | - | - | - | - |
| | Sweden U20 | Int. Jr. | 14 | 2 | 7 | 9 | 2 | 2 | - | - | - | - | - | - | - | - | - |
| 2013-14 | Brynäs IF J20 | SuperElit | 1 | 0 | 1 | 1 | 0 | -1 | - | - | - | - | 1 | 0 | 0 | 0 | 0 |
| | Brynäs IF | SHL | 47 | 1 | 12 | 13 | 4 | 5 | - | - | - | - | 5 | 1 | 2 | 3 | 0 |
| | Sweden U20 | WJC-20 | 7 | 2 | 1 | 3 | 2 | 3 | - | - | - | - | - | - | - | - | - |
| | Sweden U20 | Int. Jr. | 17 | 3 | 8 | 11 | 6 | 8 | - | - | - | - | - | - | - | - | - |
| 2014-15 | Brynäs IF | SHL | 50 | 5 | 12 | 17 | 22 | -10 | - | - | - | - | 7 | 1 | 1 | 2 | 8 |
| | Hershey | AHL | 1 | 0 | 1 | 1 | 0 | 0 | - | - | - | - | - | - | - | - | - |
| 2015-16 | Hershey | AHL | 62 | 8 | 14 | 22 | 8 | 7 | - | - | - | - | 21 | 2 | 7 | 9 | 8 |
| 2016-17 | Hershey | AHL | 66 | 13 | 45 | 58 | 34 | 9 | - | - | - | - | 12 | 2 | 6 | 8 | 2 |
| 2017-18 | CAPITALS | NHL | 63 | 3 | 11 | 14 | 10 | 13 | 0 | 0 | 0 | 60 | - | - | - | - | - |
| NHL/CAPITALS TOTALS | | | 63 | 3 | 11 | 14 | 10 | 13 | 0 | 0 | 0 | 60 | - | - | - | - | - |

World Junior Championship U18 Silver Medal (2012) • World Junior Championship U20 Silver Medal (2013, 2014)

2017-18

Ranked tied for second on the team in plus/minus (+13) ... Registered an assist at BUF (2/19) ... Posted a four-game point streak (1/31-2/6: 0g, 4a) ... Tallied an assist vs. CAR (1/11) ... Recorded two points (1g, 1a) vs. NJ (12/30) ... Registered an assist at BOS (12/14) ... Earned an assist vs. CHI (12/6) ... Scored a goal vs. FLA (10/21) ... Registered two points (1g, 1a) in his NHL debut vs. PIT (10/11), becoming the first defenseman in franchise history to record two points in debut game.





LARS ELLER

EHL-uhr

20

Center • Height: 6'2" • Weight: 207 • Shoots: Left

Born: May 8, 1989 (Rodovre, Denmark)

Drafted: St. Louis' first-round choice, 13th overall, in the 2007 NHL Draft

Acquired: From Montreal in exchange for Washington's second-round pick in the 2017 and 2018 NHL Draft, June 24, 2016

vs. the NHL

| | GP | G | A | P | PIM |
|-----|----|----|----|----|-----|
| ANA | 11 | 1 | 1 | 2 | 6 |
| ARI | 12 | 1 | 2 | 3 | 6 |
| BOS | 33 | 8 | 4 | 12 | 34 |
| BUF | 35 | 3 | 5 | 8 | 6 |
| CGY | 15 | 6 | 2 | 8 | 16 |
| CAR | 27 | 10 | 4 | 14 | 12 |
| CHI | 11 | 1 | 2 | 3 | 2 |
| COL | 12 | 2 | 2 | 4 | 8 |
| CBJ | 19 | 2 | 3 | 5 | 6 |
| DAL | 10 | 1 | 4 | 5 | 0 |
| DET | 20 | 1 | 5 | 6 | 8 |
| EDM | 14 | 3 | 3 | 6 | 14 |
| FLA | 28 | 4 | 7 | 11 | 22 |
| LA | 11 | 3 | 1 | 4 | 10 |
| MIN | 11 | 2 | 2 | 4 | 6 |
| MTL | 6 | 1 | 1 | 2 | 2 |
| NSH | 14 | 0 | 2 | 2 | 2 |
| NJ | 28 | 7 | 4 | 11 | 12 |
| NYI | 28 | 6 | 8 | 14 | 26 |
| NYR | 27 | 5 | 6 | 11 | 18 |
| OTT | 34 | 5 | 6 | 11 | 28 |
| PHI | 29 | 2 | 7 | 9 | 29 |
| PIT | 27 | 5 | 8 | 13 | 10 |
| SJ | 12 | 1 | 0 | 1 | 18 |
| STL | 12 | 2 | 3 | 5 | 6 |
| TB | 30 | 1 | 5 | 6 | 18 |
| TOR | 34 | 7 | 10 | 17 | 14 |
| VAN | 14 | 3 | 1 | 4 | 8 |
| VGK | 2 | 0 | 0 | 0 | 0 |
| WSH | 19 | 4 | 2 | 6 | 18 |
| WPG | 19 | 6 | 6 | 12 | 10 |

Playoffs vs. the NHL

| | GP | G | A | P | PIM |
|-----|----|---|---|---|-----|
| BOS | 14 | 2 | 4 | 6 | 12 |
| NYR | 6 | 1 | 3 | 4 | 8 |
| OTT | 7 | 1 | 1 | 2 | 4 |
| PIT | 7 | 0 | 3 | 3 | 4 |
| TB | 10 | 2 | 4 | 6 | 2 |
| TOR | 6 | 0 | 2 | 2 | 6 |

| CAREER STATISTICS | | | Regular Season | | | | | | | | | | | Playoffs | | | | |
|------------------------|------------------|---------|----------------|------------|------------|------------|------------|------------|-----------|----------|-----------|--------------|-----------|----------|-----------|-----------|-----------|--|
| Year | Team | League | GP | G | A | Pts | PIM | +/- | PP | SH | GW | S | GP | G | A | Pts | PIM | |
| 2007-08 | Frolunda HC | Sweden | 14 | 0 | 2 | 2 | 4 | -2 | - | - | - | - | 7 | 0 | 1 | 1 | 2 | |
| | Denmark | WJC | 6 | 3 | 3 | 6 | 37 | -5 | - | - | - | - | - | - | - | - | - | |
| | Denmark | WC | 6 | 0 | 2 | 2 | 0 | -7 | - | - | - | - | - | - | - | - | - | |
| 2008-09 | Frolunda HC | Sweden | 48 | 12 | 17 | 29 | 28 | 13 | - | - | - | - | 10 | 3 | 1 | 4 | 12 | |
| 2009-10 | St. Louis | NHL | 7 | 2 | 0 | 2 | 4 | 2 | 1 | 0 | 0 | 8 | - | - | - | - | - | |
| | Peoria | AHL | 70 | 18 | 39 | 57 | 84 | -1 | - | - | - | - | - | - | - | - | - | |
| | Denmark | WC | 7 | 2 | 3 | 5 | 8 | 2 | - | - | - | - | - | - | - | - | - | |
| 2010-11 | Montreal | NHL | 77 | 7 | 10 | 17 | 48 | -4 | 0 | 0 | 2 | 79 | 7 | 0 | 2 | 2 | 4 | |
| 2011-12 | Montreal | NHL | 79 | 16 | 12 | 28 | 66 | -5 | 2 | 2 | 2 | 129 | - | - | - | - | - | |
| | Denmark | WC | 7 | 3 | 2 | 5 | 14 | -2 | - | - | - | - | - | - | - | - | - | |
| 2012-13 | Montreal | NHL | 46 | 8 | 22 | 30 | 45 | 8 | 1 | 0 | 1 | 84 | 1 | 0 | 0 | 0 | 0 | |
| | JyP HY Jyvaskyla | Finland | 15 | 5 | 10 | 15 | 18 | 2 | - | - | - | - | - | - | - | - | - | |
| 2013-14 | Montreal | NHL | 77 | 12 | 14 | 26 | 68 | -15 | 2 | 1 | 3 | 137 | 17 | 5 | 8 | 13 | 18 | |
| 2014-15 | Montreal | NHL | 77 | 15 | 12 | 27 | 42 | -6 | 1 | 0 | 7 | 150 | 12 | 1 | 2 | 3 | 4 | |
| 2015-16 | Montreal | NHL | 79 | 13 | 13 | 26 | 28 | -13 | 1 | 1 | 2 | 149 | - | - | - | - | - | |
| 2016-17 | CAPITALS | NHL | 81 | 12 | 13 | 25 | 36 | 15 | 0 | 1 | 2 | 115 | 13 | 0 | 5 | 5 | 10 | |
| 2017-18 | CAPITALS | NHL | 81 | 18 | 20 | 38 | 38 | -6 | 3 | 0 | 2 | 161 | - | - | - | - | - | |
| NHL TOTALS | | | 604 | 103 | 116 | 219 | 375 | -24 | 11 | 5 | 21 | 1,012 | 50 | 6 | 17 | 23 | 36 | |
| CAPITALS TOTALS | | | 162 | 30 | 33 | 63 | 74 | 9 | 3 | 1 | 4 | 276 | 13 | 0 | 5 | 5 | 10 | |

AHL All-Star Game (2010)

2017-18

Set career highs in goals (18), points (38), power play goals (3), shots (161) and time on ice (1239) this season ... Led Capitals forwards in blocked shots (69) ... Played in 600th NHL game vs. CAR (3/30) ... Registered two assists vs. DAL (3/20) ... Scored his 100th NHL goal at SJ (3/10) ... Scored a goal at FLA (2/22) ... Recorded two points (1g, 1a) vs. CBJ (2/9) ... Earned two assists vs. PHI (1/31) ... Recorded a goal in four-straight games (1/7-1/12: 4g) ... Recorded his 200th career point vs. VAN (1/9), scoring the game-winning goal ... Registered two points (1g, 1a) vs. BOS (12/28) ... Tallied two assists at DAL (12/19) ... Earned an assist vs. PIT (11/10) ... Registered three points (2g, 1a) vs. NYI (11/2), including the game-winning goal ... Recorded two points (1g, 1a) at EDM (10/28) ... Earned an assist at OTT (10/5).

Playoff Career

2017: Played in all 13 of Washington's playoff games ... Ranked tied for third on the team in assists (5) ... Registered an assist in Game 6 of the ECQF at TOR (4/23) ... Tallied two assists in Game 5 of the ECSF vs. PIT (5/6), his fifth career multi-point postseason game. **2015:** Played in all 12 of Montreal's playoff games ... Scored a shorthanded goal in Game 1 of the ECQF vs. OTT (4/15) ... Earned an assist in Game 5 of the ECQF vs. OTT (4/24) ... Tallied an assist in Game 4 of the ECSF vs. TB (5/7). **2014:** Played in all 17 of Montreal's playoff games ... Set playoff career highs in points (13), goals (5), assists (8), games played (17) and plus/minus (+6) ... Ranked second on the team in points and plus/minus (+6), tied for second in goals and third in assists during the postseason ... Earned two points (1g, 1a) in Game 1 of the ECQF vs. TB (4/16) ... Registered a career-high five-game point streak from April 16-May 1 (2g, 4a) ... Earned two points (1g, 1a) in Game 3 of the ECSF vs. BOS ... Scored the game-winning goal in Game 6 of the ECSF vs. BOS ... Earned two points (1g, 1a), including a shorthanded goal, in Game 1 of the ECF vs. NYR (5/17) ... Tallied two assists in Game 5 of the ECF vs. NYR (5/27). **2013:** Appeared in one playoff game with Montreal. **2011:** Played in all seven of Montreal's playoff games ... Made his NHL playoff debut at BOS (4/14) ... Earned his first career playoff point with an assist in Game 2 of the ECQF at BOS (4/16).



PHILIPP GRUBAUER

groo-BAHW-uhr

31

Goaltender • Height: 6'1" • Weight: 191 • Catches: Left
 Born: November 25, 1991 (Rosenheim, Germany)
 Drafted: Capitals' fourth-round choice, 112th overall, in the 2010 NHL Draft

| vs. the NHL | | | | | | | | |
|-------------|----|-----|----|---|---|----|------|------|
| | GP | Min | SO | W | L | OT | GAA | Sv% |
| ANA | 4 | 215 | 0 | 1 | 2 | 0 | 1.95 | .916 |
| ARI | 3 | 131 | 0 | 0 | 1 | 1 | 2.74 | .889 |
| BOS | 2 | 122 | 0 | 2 | 0 | 0 | 0.98 | .964 |
| BUF | 8 | 462 | 0 | 4 | 1 | 2 | 1.30 | .954 |
| CGY | 2 | 121 | 0 | 0 | 1 | 1 | 2.48 | .925 |
| CAR | 8 | 445 | 0 | 4 | 2 | 1 | 2.70 | .922 |
| CHI | 1 | 20 | 0 | 0 | 0 | 0 | 3.00 | .909 |
| COL | 3 | 180 | 1 | 2 | 1 | 0 | 3.00 | .889 |
| CBJ | 3 | 121 | 0 | 0 | 1 | 1 | 2.48 | .915 |
| DAL | 4 | 170 | 0 | 1 | 1 | 0 | 2.11 | .930 |
| DET | 1 | 59 | 1 | 1 | 0 | 0 | 0.00 | 1.00 |
| EDM | 1 | 60 | 0 | 1 | 0 | 0 | 4.02 | .826 |
| FLA | 6 | 321 | 0 | 1 | 3 | 1 | 2.62 | .899 |
| LA | 4 | 237 | 1 | 2 | 2 | 0 | 1.52 | .953 |
| MIN | 1 | 60 | 0 | 1 | 0 | 0 | 2.00 | .941 |
| MTL | 3 | 154 | 0 | 1 | 2 | 0 | 2.73 | .887 |
| NSH | 3 | 136 | 0 | 0 | 2 | 0 | 3.53 | .867 |
| NJ | 1 | 60 | 0 | 1 | 0 | 0 | 2.00 | .913 |
| NYI | 4 | 213 | 0 | 1 | 2 | 0 | 2.82 | .922 |
| NYR | 7 | 343 | 1 | 3 | 2 | 1 | 1.75 | .947 |
| OTT | 4 | 239 | 0 | 2 | 2 | 0 | 2.01 | .940 |
| PHI | 6 | 295 | 1 | 2 | 3 | 0 | 3.66 | .878 |
| PIT | 4 | 110 | 0 | 1 | 0 | 1 | 3.26 | .898 |
| SJ | 4 | 243 | 1 | 2 | 1 | 1 | 1.48 | .943 |
| STL | 1 | 60 | 0 | 0 | 1 | 0 | 4.02 | .862 |
| TB | 5 | 267 | 0 | 4 | 0 | 1 | 2.25 | .930 |
| TOR | 3 | 160 | 0 | 3 | 0 | 0 | 1.87 | .932 |
| VAN | 3 | 145 | 0 | 2 | 0 | 0 | 1.66 | .944 |
| VGK | 1 | 59 | 0 | 0 | 1 | 0 | 4.10 | .871 |
| WPG | 1 | 64 | 0 | 1 | 0 | 0 | 1.87 | .929 |

| Playoffs vs. the NHL | | | | | | | | |
|----------------------|----|-----|----|---|---|------|------|--|
| | GP | Min | SO | W | L | GAA | Sv% | |
| NYI | 1 | 60 | 0 | 1 | 0 | 3.00 | .857 | |
| PIT | 1 | 19 | 0 | 0 | 0 | 6.32 | .778 | |

| CAREER STATISTICS | | | | | | | | | | | | | | | | | |
|----------------------------|-----------------|----------------|------------|-----------|-----------|-----------|--------------|------------|----------|-------------|--------------|-------------|----------|----------|----------|-----------|-------------|
| | | Regular Season | | | | | | | | | | | Playoffs | | | | |
| Year | Team | League | GP | W | L | OT | MIN | GA | SO | GAA | SA | SPCT | GP | W | L | Min | GAA |
| 2006-07 | Rosenheim Jr | Ger. Jr | 6 | - | - | - | 354 | 49 | - | 8.32 | - | - | 3 | - | - | 180 | 4.00 |
| 2007-08 | Rosenheim Jr | Ger. Jr | 23 | - | - | - | 1,288 | 71 | - | 3.31 | - | - | 3 | - | - | 181 | 2.65 |
| | Rosenheim | German-3 | 5 | - | - | - | 307 | 14 | 1 | 2.74 | - | - | 7 | - | - | 420 | 1.71 |
| 2008-09 | Belleville | OHL | 17 | 7 | 8 | 0 | 947 | 62 | 0 | 3.93 | - | .888 | 1 | 0 | 0 | 56 | 4.29 |
| | Germany | WJC | 6 | 0 | 3 | 0 | 109 | 12 | 0 | 6.61 | - | - | - | - | - | - | - |
| 2009-10 | Windsor | OHL | 19 | 13 | 1 | 2 | 1,011 | 40 | 2 | 2.37 | - | .906 | 18 | 16 | 2 | 1094 | 2.69 |
| | Windsor | M-Cup | 4 | 4 | 0 | 0 | - | - | - | 2.14 | - | .930 | - | - | - | - | - |
| | Belleville | OHL | 31 | 10 | 14 | 5 | 1,717 | 90 | 0 | 3.15 | - | .913 | - | - | - | - | - |
| 2010-11 | Kingston | OHL | 38 | 22 | 13 | 3 | 2,239 | 135 | 2 | 3.62 | - | .903 | - | - | - | - | - |
| | Germany | WJC | 6 | 0 | 4 | 0 | 175 | 13 | 0 | 4.44 | - | .888 | - | - | - | - | - |
| 2011-12 | South Carolina | ECHL | 43 | 23 | 13 | 0 | 2,536 | 94 | 1 | 2.22 | 1,151 | .918 | - | - | - | - | - |
| 2012-13 | CAPITALS | NHL | 2 | 0 | 1 | 0 | 84 | 5 | 0 | 3.57 | 59 | .915 | - | - | - | - | - |
| | Hershey | AHL | 28 | 15 | 9 | 2 | 1,624 | 61 | 2 | 2.25 | 756 | .919 | 5 | 2 | 3 | 301 | 3.79 |
| | Reading | ECHL | 26 | 19 | 5 | 1 | 1,542 | 59 | 0 | 2.30 | 667 | .912 | - | - | - | - | - |
| 2013-14 | CAPITALS | NHL | 17 | 6 | 5 | 5 | 883 | 35 | 0 | 2.38 | 469 | .925 | - | - | - | - | - |
| | Hershey | AHL | 28 | 13 | 13 | 2 | 1,685 | 73 | 3 | 2.60 | 865 | .916 | - | - | - | - | - |
| | Germany | WC | 2 | 0 | 1 | 0 | 118 | 4 | 0 | 2.03 | 51 | .922 | - | - | - | - | - |
| 2014-15 | CAPITALS | NHL | 1 | 1 | 0 | 0 | 65 | 2 | 0 | 1.85 | 25 | .920 | 1 | 1 | 0 | 60 | 3.00 |
| | Hershey | AHL | 49 | 27 | 17 | 6 | 2,918 | 112 | 6 | 2.30 | 1,422 | .921 | 7 | 2 | 4 | 394 | 3.35 |
| 2015-16 | CAPITALS | NHL | 22 | 8 | 9 | 1 | 1,111 | 43 | 0 | 2.32 | 523 | .918 | 0 | 0 | 0 | 0 | 0 |
| 2016-17 | CAPITALS | NHL | 24 | 13 | 6 | 2 | 1,265 | 43 | 3 | 2.04 | 585 | .926 | 1 | 0 | 0 | 19 | 6.32 |
| 2017-18 | CAPITALS | NHL | 35 | 15 | 10 | 3 | 1,865 | 73 | 3 | 2.35 | 953 | .923 | - | - | - | - | - |
| NHL/CAPITALS TOTALS | | | 101 | 79 | 43 | 31 | 5,273 | 201 | 6 | 2.29 | 2,614 | .923 | 2 | 1 | 0 | 79 | 3.80 |

ECHL All-Rookie Team (2012) • ECHL All-Star Game (2013)

2017-18

Recorded career highs in games played (35) and wins (15) ... Led NHL in goals-against average (1.93) and save percentage (.937%) since Nov. 24 (min. 20 games) ... Tied a career high in shutouts (3) ... Played in his 100th NHL/Capitals game at PIT (4/1), stopping 36 of 37 shots ... Stopped all 39 shots he faced to earn his third shutout of the season at DET (3/22) ... Stopped 35 of 38 shots faced at NYI (3/15) ... Stopped all 24 shots he faced to earn his second shutout of the season at SJ (3/10) ... Stopped 32 of 34 shots at BUF (2/19) ... Stopped 32 of 34 shots at MIN (2/15) ... Stopped 36 of 39 shots at CAR (1/12) ... Stopped 37 of 38 shots vs. VAN (1/9) ... Stopped all 37 shots he faced to earn his first shutout of the season at NYR (12/27) ... Stopped 36 of 38 shots at CGY (10/29) ... Made 36 saves at TB (10/9).

Playoff Career

2017: Appeared in his second NHL postseason game in Game 2 of the ECSF vs. PIT (4/29), playing 18:34 and making 9 saves. **2015:** Stopped 18 shots to earn his first career playoff win in his first playoff start in Game 2 vs. NYI (4/17) ... Became the fifth rookie goaltender in Capitals history to pick up a win in his playoff debut ... Became the first German-born goaltender to start a playoff game ... Served as backup in four playoff games (4/19-4/25).





BRADEN HOLTBY

HOHLT-bee

Goaltender • Height: 6'2" • Weight: 211 • Catches: Left
Born: September 16, 1989 (Lloydminster, Saskatchewan)
Drafted: Capitals' fourth-round choice, 93rd overall, in the 2008 NHL Draft

70

vs. the NHL

| | GP | Min | SO | W | L | OT | GAA | Sv% |
|-----|----|------|----|----|---|----|------|------|
| ANA | 5 | 272 | 0 | 3 | 2 | 0 | 3.31 | .876 |
| ARI | 5 | 300 | 0 | 4 | 1 | 0 | 2.40 | .908 |
| BOS | 16 | 919 | 3 | 14 | 2 | 0 | 1.96 | .940 |
| BUF | 12 | 665 | 1 | 8 | 3 | 1 | 2.62 | .906 |
| CGY | 8 | 391 | 0 | 4 | 2 | 1 | 3.07 | .889 |
| CAR | 18 | 1056 | 2 | 12 | 6 | 0 | 1.93 | .940 |
| CHI | 10 | 584 | 1 | 7 | 3 | 0 | 2.67 | .918 |
| COL | 6 | 359 | 0 | 5 | 1 | 0 | 2.34 | .917 |
| CBJ | 21 | 1212 | 1 | 14 | 4 | 2 | 2.62 | .914 |
| DAL | 7 | 310 | 0 | 2 | 4 | 0 | 4.06 | .865 |
| DET | 13 | 794 | 1 | 9 | 2 | 2 | 2.19 | .920 |
| EDM | 10 | 608 | 2 | 7 | 2 | 1 | 1.78 | .939 |
| FLA | 13 | 738 | 1 | 10 | 2 | 1 | 2.36 | .920 |
| LA | 4 | 239 | 1 | 2 | 1 | 1 | 2.51 | .911 |
| MIN | 10 | 603 | 1 | 8 | 2 | 0 | 2.29 | .922 |
| MTL | 15 | 877 | 2 | 11 | 1 | 2 | 1.57 | .944 |
| NSH | 7 | 354 | 0 | 3 | 2 | 1 | 3.56 | .880 |
| NJ | 20 | 1210 | 4 | 14 | 3 | 3 | 1.93 | .927 |
| NYI | 21 | 1244 | 0 | 14 | 4 | 3 | 2.46 | .919 |
| NYR | 21 | 1191 | 1 | 10 | 9 | 1 | 2.42 | .920 |
| OTT | 12 | 725 | 1 | 8 | 3 | 1 | 2.07 | .932 |
| PHI | 22 | 1286 | 2 | 9 | 4 | 8 | 2.52 | .915 |
| PIT | 20 | 1118 | 2 | 8 | 9 | 2 | 2.90 | .911 |
| SJ | 7 | 369 | 0 | 2 | 4 | 0 | 3.74 | .875 |
| STL | 7 | 423 | 0 | 7 | 0 | 0 | 1.99 | .934 |
| TB | 16 | 872 | 2 | 9 | 3 | 2 | 2.75 | .910 |
| TOR | 13 | 704 | 1 | 8 | 3 | 1 | 2.05 | .934 |
| VAN | 5 | 273 | 1 | 3 | 2 | 0 | 2.64 | .907 |
| VGK | 1 | 60 | 0 | 0 | 1 | 0 | 3.01 | .893 |
| WPG | 15 | 863 | 2 | 10 | 3 | 2 | 2.36 | .926 |

Playoffs vs. the NHL

| | GP | Min | SO | W | L | GAA | Sv% |
|-----|----|------|----|---|----|------|------|
| BOS | 7 | 449 | 0 | 4 | 3 | 2.33 | .940 |
| NYI | 6 | 368 | 0 | 3 | 3 | 1.63 | .943 |
| NYR | 21 | 1342 | 2 | 9 | 12 | 1.22 | .933 |
| PHI | 6 | 358 | 2 | 4 | 2 | 0.84 | .969 |
| PIT | 13 | 771 | 0 | 5 | 8 | 2.57 | .908 |
| TOR | 6 | 407 | 0 | 4 | 2 | 2.36 | .925 |

CAREER STATISTICS

Regular Season

Playoffs

| Year | Team | League | GP | W | L | OT | MIN | GA | SO | GAA | SA | SPCT | GP | W | L | GAA | SPCT |
|---------------------|----------------|--------|-----|-----|----|----|--------|-----|----|------|--------|------|----|----|----|------|------|
| 2005-06 | Saskatoon | WHL | 1 | 0 | 1 | 0 | 59 | 4 | 0 | 4.07 | 53 | .925 | - | - | - | - | - |
| 2006-07 | Saskatoon | WHL | 51 | 17 | 29 | 3 | 2,725 | 146 | 0 | 3.21 | 1394 | .895 | - | - | - | - | - |
| 2007-08 | Saskatoon | WHL | 64 | 25 | 29 | 0 | 3,632 | 172 | 1 | 2.84 | 1875 | .908 | - | - | - | - | - |
| 2008-09 | Saskatoon | WHL | 61 | 40 | 16 | 4 | 3,571 | 156 | 6 | 2.62 | 1732 | .910 | 7 | 3 | 4 | 2.32 | .912 |
| 2009-10 | Hershey | AHL | 37 | 24 | 8 | 2 | 2,146 | 83 | 2 | 2.32 | 1000 | .917 | 3 | 2 | 1 | 3.60 | .857 |
| | South Carolina | ECHL | 12 | 7 | 2 | 3 | 712 | 35 | 0 | 2.95 | 392 | .911 | - | - | - | - | - |
| 2010-11 | CAPITALS | NHL | 14 | 10 | 2 | 2 | 736 | 22 | 2 | 1.79 | 332 | .934 | - | - | - | - | - |
| | Hershey | AHL | 30 | 17 | 10 | 2 | 1,785 | 68 | 5 | 2.29 | 845 | .920 | 6 | 2 | 4 | 3.01 | .893 |
| 2011-12 | CAPITALS | NHL | 7 | 4 | 2 | 1 | 361 | 15 | 1 | 2.49 | 192 | .922 | 14 | 7 | 7 | 1.95 | .935 |
| | Hershey | AHL | 40 | 20 | 15 | 2 | 2,322 | 101 | 3 | 2.61 | 975 | .906 | - | - | - | - | - |
| 2012-13 | CAPITALS | NHL | 36 | 23 | 12 | 1 | 2,089 | 90 | 4 | 2.58 | 1,123 | .920 | 7 | 3 | 4 | 2.22 | .922 |
| | Hershey | AHL | 25 | 12 | 12 | 1 | 1,458 | 52 | 4 | 2.14 | 712 | .932 | - | - | - | - | - |
| 2013-14 | CAPITALS | NHL | 48 | 23 | 15 | 4 | 2,656 | 126 | 4 | 2.85 | 1,475 | .915 | - | - | - | - | - |
| 2014-15 | CAPITALS | NHL | *73 | 41 | 20 | 10 | 4,247 | 157 | 9 | 2.22 | *2,044 | .923 | 13 | 6 | 7 | 1.71 | .944 |
| 2015-16 | CAPITALS | NHL | 66 | *48 | 9 | 7 | 3,841 | 141 | 3 | 2.20 | 1,802 | .922 | 12 | 6 | 6 | 1.72 | .942 |
| 2016-17 | CAPITALS | NHL | 63 | *42 | 13 | 6 | 3,681 | 127 | *9 | 2.07 | 1,690 | .925 | 13 | 7 | 6 | 2.47 | .909 |
| 2017-18 | CAPITALS | NHL | 54 | 34 | 16 | 4 | 3,068 | 153 | 0 | 2.99 | 1,648 | .907 | - | - | - | - | - |
| NHL/CAPITALS TOTALS | | | 361 | 225 | 89 | 35 | 20,679 | 831 | 32 | 2.41 | 10,306 | .919 | 59 | 29 | 30 | 2.00 | .932 |

* League leader

Vezina Trophy (2016) • William M. Jennings Trophy (2017) • NHL First All-Star Team (2016) • NHL All-Star Game (2016, 2017)
AHL All-Star Game (2011) • ECHL All-Star Game (2010) • WHL First All-Star Team (2009)

2017-18

Recorded 30 wins for the fourth-straight season ... Stopped 34 of 36 shots at STL (4/2) ... Stopped 35 of 37 shots vs. NYR (3/28) ... Made 40 saves at WPG (2/13) ... Stopped 35 of 37 shots vs. CBJ (2/9) ... Stopped 37 of 39 saves at CBJ (2/6) ... Made 34 saves at CAR (1/2) ... Made 34 saves at BOS (12/14) ... Stopped 37 of 39 shots vs. CHI (12/6) ... Made 35 saves vs. CGY (11/20) ... Made 35 saves vs. NYI (11/2) ... Stopped 38 of 40 shots at EDM (10/28) ... Made 34 saves at DET (10/20) ... Stopped 38 of 39 shots vs. MTL (10/7).

Playoff Career

2017: Posted a 2.47 goals-against average and a .909 save percentage in 13 games started ... Made 47 saves in Game 2 of the ECQF vs. TOR (4/15) ... Stopped 37 of 38 shots in Game 6 of the ECQF at TOR (4/23) ... Is the second goaltender in franchise history to win three overtime games in a single playoff series, joining Olie Kolzig (1998 ECF vs. BUF) ... His career postseason 2.00 goals against-average and .932 save percentage is the lowest in franchise history (min 5 GP). **2016:** Posted two shutouts, a 1.72 goals-against average and a .942 save percentage during the postseason ... Stopped all 19 shots he faced to earn his third career playoff shutout in Game 1 of the ECQF vs. PHI (4/14) ... Stopped 41 of 42 shots in Game 2 vs. PHI (4/16) ... His 19 saves in the first period of Game 2 marked the second-most saves in a period by a goaltender in franchise postseason history ... Earned his second career postseason assist (4/30/15 at NYR) in Game 3 at PHI (4/18), passing Don Beaupre for the most assists by a goaltender in franchise postseason history ... Stopped all 26 shots he faced in Game 6 at PHI (4/24) to earn his fourth career playoff shutout and second of the series (Game 1: 19 saves) ... Is the third goaltender in franchise history to record two shutouts in a single playoff series, joining Olie Kolzig (1998 ECSF vs. OTT) and Semyon Varlamov (2009 CQF vs. NYR) ... Is also the second goaltender in franchise history to record a series-clinching shutout, joining Kolzig (29 saves) in Game 5 of the 1998 Eastern Conference semifinals against Ottawa (W, 3-0) ... Stopped 42 of 45 shots in Game 1 of the ECSF vs. PIT (4/28) to earn his 21st career playoff win, passing Olie Kolzig (20) for first place on the franchise postseason wins list ... Played in his 46th career playoff game in Game 6 at PIT (5/10), passing Olie Kolzig (45) for first place on the Capitals postseason games played list. **2015:** Holtby registered one shutout, a 1.71 goals-against average and a .944 save percentage in 13 games during the 2015 playoffs, ranking first in the NHL in goals-against average and save percentage (min. 5 GP) ... His .944 save percentage is the fifth-highest single-postseason save percentage in NHL history (min. 10 GP) ... Made 41 saves in Game 5 at NYR (5/8) ... Stopped 28 shots in Game 4 win vs. NYR (5/6), including a penalty shot in the third period ... Stopped all 30 shots he faced in Game 3 vs. NYR (4/5) to earn his second career playoff shutout ... Made 31 saves in Game 1 victory at NYR (5/2) ... Registered a 1.63 GAA and a .943 save percentage in six games vs. NYI in the first round ... Made 10 saves in Game 7 win vs. NYI (4/27) ... Made 40 saves in Game 3 at NYI (4/19). **2013:** Posted a 3-4 record with a 2.22 GAA and .922 SV% in 7 games vs. NYR in the postseason ... Recorded his first career playoff shutout in Game 2 vs. NYR ... Stopped 35 of 36 shots during Game 1 vs. NYR. **2012:** Finished 5th in the NHL in 2012 postseason wins, 3rd in goals-against average and save percentage and 5th in playoff minutes (922) and saves (429) ... Became just the third goaltender to own a .920 save percentage and 2.00 goals-against average or better (in a minimum of 13 games played) in the playoffs at age 22 or younger (Martin Brodeur and Patrick Roy) ... Went all 14 postseason games without suffering back-to-back losses ... Set a Capitals rookie record with 14 playoff games and tied a rookie record with seven wins in a single postseason ... Became the third rookie goaltender to defeat the defending Stanley Cup champions in a playoff series (Montreal's Ken Dryden and Calgary's Mike Vernon), defeating Boston in seven games in the ECQF ... Became the seventh rookie goaltender to post an overtime win in Game 7 of a playoff series and the first since Buffalo's Steve Shields defeated Ottawa in 1997 ... Earned his second career NHL playoff win in Game 4 of the quarterfinals against Boston, stopping 44 of the 45 shots he faced ... His 44 saves were the second-most in the expansion era in a regulation playoff win for a rookie goaltender since Ken Dryden made 46 stops for Montreal in a 4-2 win against Boston on April 16, 1971. **2011:** Went 2-4 with a 3.01 GAA in the 2011 Calder Cup playoffs. **2010:** Made 3 playoff starts for Hershey in 2010, winning 2 ... Both wins came in overtime.



JAKUB JERABEK

28

Defenseman • Height: 5'11" • Weight: 200 • Shoots: Left

Born: May 12, 1991 (Pilsen, Czech Republic)

Acquired: From Montreal for Washington's fifth-round pick in the 2019 NHL Draft, February 21, 2018

| vs. the NHL | | | | | |
|-------------|----|---|---|---|-----|
| | GP | G | A | P | PIM |
| BOS | 3 | 1 | 0 | 1 | 0 |
| BUF | 1 | 0 | 0 | 0 | 0 |
| CGY | 2 | 0 | 0 | 0 | 0 |
| CAR | 3 | 0 | 0 | 0 | 0 |
| COL | 1 | 0 | 0 | 0 | 2 |
| CBJ | 1 | 0 | 0 | 0 | 0 |
| DET | 1 | 0 | 0 | 0 | 0 |
| EDM | 1 | 0 | 0 | 0 | 0 |
| FLA | 1 | 0 | 0 | 0 | 0 |
| LA | 1 | 0 | 0 | 0 | 0 |
| MTL | 1 | 0 | 1 | 1 | 0 |
| NSH | 1 | 0 | 0 | 0 | 0 |
| NJ | 1 | 0 | 0 | 0 | 0 |
| NYI | 2 | 0 | 3 | 3 | 0 |
| NYR | 1 | 0 | 1 | 1 | 0 |
| OTT | 3 | 0 | 0 | 0 | 0 |
| PHI | 1 | 0 | 0 | 0 | 0 |
| PIT | 1 | 0 | 0 | 0 | 0 |
| SJ | 2 | 0 | 0 | 0 | 0 |
| STL | 2 | 0 | 1 | 1 | 0 |
| TB | 2 | 0 | 0 | 0 | 0 |
| VAN | 2 | 0 | 0 | 0 | 4 |
| WSH | 1 | 0 | 1 | 1 | 0 |
| WPG | 1 | 0 | 0 | 0 | 0 |

| CAREER STATISTICS | | Regular Season | | | | | | | | | | | | Playoffs | | | | |
|------------------------|-----------------------|----------------|-----------|----------|----------|----------|----------|-----------|----------|----------|----------|-----------|----|----------|---|-----|-----|--|
| Year | Team | League | GP | G | A | Pts | PIM | +/- | PP | SH | GW | S | GP | G | A | Pts | PIM | |
| 2007-08 | HC Plzen U20 | Czech U20 | 29 | 3 | 11 | 14 | 26 | 10 | - | - | - | - | - | - | - | - | - | |
| 2008-09 | HC Plzen U20 | Czech U20 | 40 | 8 | 20 | 28 | 32 | 8 | - | - | - | - | 5 | 0 | 3 | 3 | 8 | |
| | HC Plzen | Czech | 2 | 0 | 0 | 0 | 2 | -2 | - | - | - | - | - | - | - | - | - | |
| 2009-10 | HC Berounsti Medvedi | Czech2 | 4 | 0 | 1 | 1 | 6 | 1 | - | - | - | - | - | - | - | - | - | |
| | Czech Republic | WJC-18 | 6 | 1 | 1 | 2 | 22 | 0 | - | - | - | - | - | - | - | - | - | |
| | HC Plzen U20 | Czech U20 | 12 | 4 | 12 | 16 | 6 | 13 | - | - | - | - | 4 | 1 | 2 | 3 | 8 | |
| 2010-11 | HC Plzen | Czech | 37 | 0 | 2 | 2 | 22 | -1 | - | - | - | - | 2 | 0 | 0 | 0 | 2 | |
| | Czech Republic | WJC-20 | 6 | 1 | 1 | 2 | 0 | -2 | - | - | - | - | - | - | - | - | - | |
| | HC Plzen U20 | Czech U20 | 3 | 0 | 2 | 2 | 0 | 1 | - | - | - | - | - | - | - | - | - | |
| 2011-12 | HC Plzen | Czech | 41 | 1 | 6 | 7 | 20 | 6 | - | - | - | - | 4 | 0 | 1 | 1 | 2 | |
| | HC Slovan Ústečtí Lvi | Czech2 | 0 | 0 | 0 | 0 | 0 | - | - | - | - | - | 8 | 1 | 2 | 3 | 8 | |
| | Czech Republic | Czech U20 | 6 | 1 | 7 | 8 | 4 | 1 | - | - | - | - | - | - | - | - | - | |
| 2012-13 | HC Plzen | Czech | 32 | 1 | 3 | 4 | 22 | 4 | - | - | - | - | 10 | 0 | 2 | 2 | 6 | |
| | Piráti Chomutov | Czech2 | 4 | 0 | 0 | 0 | 2 | 1 | - | - | - | - | - | - | - | - | - | |
| 2013-14 | SK Kadan | Czech2 | 11 | 1 | 4 | 5 | 8 | 6 | - | - | - | - | - | - | - | - | - | |
| 2012-13 | HC Plzen | Czech | 49 | 2 | 6 | 8 | 44 | 1 | - | - | - | - | 17 | 1 | 3 | 4 | 12 | |
| 2013-14 | HC Plzen | Czech | 47 | 1 | 12 | 13 | 24 | 3 | - | - | - | - | 6 | 0 | 1 | 1 | 12 | |
| 2014-15 | HC Plzen | Czech | 48 | 7 | 25 | 32 | 40 | 0 | - | - | - | - | 4 | 0 | 3 | 3 | 8 | |
| 2015-16 | HC Plzen | Czech | 52 | 4 | 29 | 33 | 56 | 12 | - | - | - | - | 11 | 0 | 5 | 5 | 20 | |
| 2016-17 | Vityaz Podolsk | KHL | 59 | 5 | 29 | 34 | 56 | 0 | - | - | - | - | 4 | 1 | 1 | 2 | 8 | |
| 2017-18 | Montreal | NHL | 25 | 1 | 3 | 4 | 6 | -1 | - | - | - | - | - | - | - | - | - | |
| | Laval | AHL | 17 | 1 | 10 | 11 | 16 | 10 | - | - | - | - | - | - | - | - | - | |
| | CAPITALS | NHL | 11 | 1 | 3 | 4 | 0 | -1 | 0 | 0 | 0 | 11 | - | - | - | - | - | |
| NHL TOTALS | | | 36 | 2 | 6 | 8 | 6 | -2 | 0 | 0 | 0 | 33 | - | - | - | - | - | |
| CAPITALS TOTALS | | | 11 | 1 | 3 | 4 | 0 | -1 | 0 | 0 | 0 | 11 | - | - | - | - | - | |

Czech Extraliga Best Defenseman (2016) • KHL First All-Star Team (2017)

2017-18

Recorded an assist at STL (4/2) ... Tallied an assist at NYR (3/26) ... Scored his first Capitals goal at MTL (3/24) ... Earned an assist at NYI (3/15), marking his first Capitals point ... Made his Capitals debut vs. OTT (2/27) ... Acquired from Montreal for the Capitals' fifth-round pick in the 2019 NHL Draft (2/21) ... Scored his first NHL goal with Montreal at BOS (1/17) ... Made his NHL debut with the Canadiens at NSH (11/22).





MICHAL KEMPNY

6

Defenseman • Height: 6'0" • Weight: 194 • Shoots: Left

Born: September 8, 1990 (Hodonin, Czech Republic)

Acquired: From Chicago for Washington's third-round choice in the 2018 NHL Draft, February 19, 2018

vs. the NHL

| | GP | G | A | P | PIM |
|-----|----|---|---|---|-----|
| ANA | 3 | 0 | 0 | 0 | 0 |
| ARI | 1 | 0 | 0 | 0 | 0 |
| BOS | 1 | 0 | 0 | 0 | 0 |
| BUF | 3 | 0 | 2 | 2 | 2 |
| CGY | 3 | 0 | 1 | 1 | 0 |
| CAR | 3 | 2 | 1 | 3 | 0 |
| COL | 5 | 0 | 3 | 3 | 2 |
| CBJ | 3 | 0 | 0 | 0 | 4 |
| DAL | 5 | 0 | 0 | 0 | 2 |
| DET | 4 | 0 | 0 | 0 | 0 |
| EDM | 4 | 0 | 0 | 0 | 4 |
| FLA | 1 | 0 | 0 | 0 | 0 |
| LA | 3 | 0 | 0 | 0 | 0 |
| MIN | 7 | 0 | 1 | 1 | 0 |
| MTL | 4 | 0 | 0 | 0 | 0 |
| NSH | 9 | 0 | 0 | 0 | 2 |
| NJ | 4 | 1 | 1 | 2 | 6 |
| NYI | 4 | 0 | 0 | 0 | 2 |
| NYR | 4 | 0 | 0 | 0 | 2 |
| OTT | 2 | 0 | 1 | 1 | 6 |
| PHI | 4 | 0 | 0 | 0 | 2 |
| PIT | 3 | 0 | 1 | 1 | 0 |
| SJ | 1 | 0 | 0 | 0 | 0 |
| STL | 6 | 1 | 0 | 1 | 2 |
| TB | 2 | 0 | 0 | 0 | 2 |
| TOR | 4 | 0 | 0 | 0 | 0 |
| VAN | 3 | 0 | 1 | 1 | 4 |
| VGK | 1 | 0 | 0 | 0 | 0 |
| WSH | 2 | 0 | 1 | 1 | 0 |
| WPG | 6 | 1 | 0 | 1 | 2 |

Playoffs vs. the NHL

| | GP | G | A | P | PIM |
|-----|----|---|---|---|-----|
| NSH | 1 | 0 | 0 | 0 | 0 |

CAREER STATISTICS

| | | Regular Season | | | | | | | | | | | | | Playoffs | | | | |
|------------------------|--------------------------|----------------|------------|----------|-----------|-----------|-----------|-----------|----------|----------|----------|------------|----------|----------|----------|----------|----------|--|--|
| Year | Team | League | GP | G | A | Pts | PIM | +/- | PP | SH | GW | S | GP | G | A | Pts | PIM | | |
| 2007-08 | HK Skalica U18 | Slovakia U18 | 14 | 5 | 12 | 17 | 36 | - | - | - | - | - | - | - | - | - | - | | |
| | HK Skalica U20 | Slovakia U20 | 37 | 1 | 13 | 14 | 68 | 4 | - | - | - | - | - | - | - | - | - | | |
| | HK 36 Skalica | Slovakia | 1 | 0 | 0 | 0 | 0 | -2 | - | - | - | - | - | - | - | - | - | | |
| | Czech Republic | WJC-18 D1 | 5 | 0 | 2 | 2 | 0 | 7 | - | - | - | - | - | - | - | - | - | | |
| 2008-09 | HC Kometa Brno U20 | Czech U20 | 23 | 2 | 5 | 7 | 91 | -10 | - | - | - | - | - | - | - | - | - | | |
| | HC Kometa Brno | Czech2 | 18 | 1 | 0 | 1 | 6 | 4 | - | - | - | - | 14 | 1 | 0 | 1 | 6 | | |
| | SHK Hodonin | Czech3 | 1 | 0 | 0 | 0 | 0 | - | - | - | - | - | - | - | - | - | - | | |
| 2009-10 | HC Kometa Brno U20 | Czech U20 | 8 | 2 | 1 | 3 | 34 | 7 | - | - | - | - | - | - | - | - | - | | |
| | HC Kometa Brno | Czech | 24 | 0 | 0 | 0 | 18 | -13 | - | - | - | - | - | - | - | - | - | | |
| | SK Horacka Slavia Trebic | Czech2 | 8 | 1 | 0 | 1 | 14 | -8 | - | - | - | - | 11 | 2 | 1 | 3 | 32 | | |
| | Czech Republic | WJC-20 | 6 | 0 | 2 | 2 | 0 | -1 | - | - | - | - | - | - | - | - | - | | |
| 2010-11 | HC Kometa Brno U20 | Czech U20 | 1 | 0 | 0 | 0 | 0 | 1 | - | - | - | - | - | - | - | - | - | | |
| | HC Kometa Brno | Czech | 21 | 0 | 0 | 0 | 14 | -9 | - | - | - | - | - | - | - | - | - | | |
| | HC Havlickuv Brod | Czech2 | 32 | 3 | 4 | 7 | 26 | 8 | - | - | - | - | 14 | 1 | 6 | 7 | 16 | | |
| 2011-12 | HC Kometa Brno U20 | Czech U20 | 0 | 0 | 0 | 0 | 0 | - | - | - | - | - | 3 | 0 | 2 | 2 | 2 | | |
| | HC Kometa Brno | Czech | 23 | 1 | 1 | 2 | 14 | -8 | - | - | - | - | - | - | - | - | - | | |
| | HC Havlickuv Brod | Czech2 | 3 | 0 | 0 | 0 | 2 | 1 | - | - | - | - | - | - | - | - | - | | |
| 2012-13 | HC Slavia Praha | Czech | 51 | 5 | 9 | 14 | 32 | 15 | - | - | - | - | 11 | 1 | 3 | 4 | 12 | | |
| 2013-14 | HC Kometa Brno | Czech | 51 | 7 | 8 | 15 | 74 | 10 | - | - | - | - | 18 | 2 | 4 | 6 | 20 | | |
| 2014-15 | HC Kometa Brno | Czech | 43 | 8 | 21 | 29 | 94 | 19 | - | - | - | - | 2 | 1 | 0 | 1 | 2 | | |
| 2015-16 | Avangard Omsk | KHL | 59 | 5 | 16 | 21 | 46 | 18 | - | - | - | - | 11 | 2 | 2 | 4 | 12 | | |
| 2016-17 | Chicago | NHL | 50 | 2 | 6 | 8 | 22 | 1 | - | - | - | - | 1 | 0 | 0 | 0 | 0 | | |
| | Czech Republic | World Cup | 3 | 0 | 0 | 0 | 2 | -4 | - | - | - | - | - | - | - | - | - | | |
| 2017-18 | Chicago | NHL | 31 | 1 | 6 | 7 | 12 | 13 | - | - | - | - | - | - | - | - | - | | |
| | CAPITALS | NHL | 22 | 2 | 1 | 3 | 14 | 1 | 0 | 0 | 0 | 32 | - | - | - | - | - | | |
| NHL TOTALS | | | 103 | 5 | 13 | 18 | 48 | 15 | 0 | 0 | 0 | 149 | 1 | 0 | 0 | 0 | 0 | | |
| CAPITALS TOTALS | | | 22 | 2 | 1 | 3 | 14 | 1 | 0 | 0 | 0 | 32 | - | - | - | - | - | | |

World Junior Championship U18 (D1)A Gold Medal (2008)

2017-18

Set career highs in games played (53), plus/minus, (+14), shots (82), time on ice (843), blocked shots (82) and takeaways (9) ... Ranked fourth in time on ice (303) among Capitals defensemen since March 1 ... Scored his first Capitals goal vs. CAR (3/30), marking his first Capitals point ... Made his Capitals debut at FLA (2/22) ... Acquired from Chicago for the Capitals third-round choice in the 2018 NHL Draft (2/19).

Playoff Career

2017: Made his postseason debut with the Chicago Blackhawks in Game 4 of the WCQF at NSH (4/20).



EVGENY KUZNETSOV

*ehv-GEH-nee
kooz-neh-SAWF*

92

Center • Height: 6'2" • Weight: 204 • Shoots: Left
 Born: May 19, 1992 (Chelyabinsk, Russia)
 Drafted: Capitals' first-round choice, 26th overall, in the 2010 NHL Draft

vs. the NHL

| | GP | G | A | P | PIM |
|-----|----|---|----|----|-----|
| ANA | 9 | 1 | 4 | 5 | 2 |
| ARI | 8 | 2 | 5 | 7 | 6 |
| BOS | 13 | 3 | 11 | 14 | 4 |
| BUF | 12 | 3 | 7 | 10 | 6 |
| CGY | 8 | 1 | 3 | 4 | 4 |
| CAR | 16 | 3 | 6 | 9 | 16 |
| CHI | 8 | 2 | 3 | 5 | 2 |
| COL | 8 | 3 | 8 | 11 | 6 |
| CBJ | 18 | 4 | 11 | 15 | 8 |
| DAL | 8 | 1 | 4 | 5 | 4 |
| DET | 11 | 3 | 4 | 7 | 0 |
| EDM | 8 | 5 | 2 | 7 | 4 |
| FLA | 12 | 2 | 4 | 6 | 4 |
| LA | 10 | 4 | 5 | 9 | 6 |
| MIN | 8 | 3 | 3 | 6 | 2 |
| MTL | 12 | 4 | 7 | 11 | 8 |
| NSH | 9 | 3 | 7 | 10 | 2 |
| NJ | 17 | 5 | 8 | 13 | 2 |
| NYI | 18 | 3 | 11 | 14 | 10 |
| NYR | 17 | 5 | 12 | 17 | 12 |
| OTT | 12 | 4 | 7 | 11 | 8 |
| PHI | 15 | 2 | 9 | 11 | 2 |
| PIT | 19 | 3 | 8 | 11 | 2 |
| SJ | 9 | 0 | 3 | 3 | 6 |
| STL | 9 | 2 | 4 | 6 | 8 |
| TB | 13 | 1 | 5 | 6 | 8 |
| TOR | 13 | 2 | 9 | 11 | 6 |
| VAN | 9 | 4 | 7 | 11 | 2 |
| VGK | 2 | 0 | 1 | 1 | 0 |
| WPG | 8 | 2 | 6 | 8 | 6 |

Playoffs vs. the NHL

| | GP | G | A | P | PIM |
|-----|----|---|---|---|-----|
| NYI | 7 | 3 | 1 | 4 | 2 |
| NYR | 7 | 2 | 1 | 3 | 6 |
| PHI | 6 | 1 | 0 | 1 | 2 |
| PIT | 13 | 4 | 4 | 8 | 12 |
| TOR | 6 | 1 | 2 | 3 | 2 |

CAREER STATISTICS

| | | Regular Season | | | | | | | | | | | | | Playoffs | | | | |
|----------------------------|-----------------|----------------|------------|-----------|------------|------------|------------|-----------|-----------|----------|-----------|------------|-----------|-----------|----------|-----------|-----------|--|--|
| Year | Team | League | GP | G | A | Pts | PIM | +/- | PP | SH | GW | S | GP | G | A | Pts | PIM | | |
| 2009-10 | Chelyabinsk | KHL | 35 | 2 | 7 | 9 | 10 | - | - | - | - | - | 4 | 1 | 0 | 1 | 0 | | |
| | Russia U18 | WJC-18 | 7 | 5 | 7 | 12 | 6 | - | - | - | - | - | - | - | - | - | - | | |
| | Russia U20 | WJC-20 | 6 | 2 | 0 | 2 | 10 | - | - | - | - | - | - | - | - | - | - | | |
| 2010-11 | Chelyabinsk | KHL | 44 | 17 | 15 | 32 | 30 | - | - | - | - | - | - | - | - | - | - | | |
| | Russia U20 | WJC-20 | 7 | 4 | 7 | 11 | 4 | - | - | - | - | - | - | - | - | - | - | | |
| 2011-12 | Chelyabinsk | KHL | 49 | 19 | 22 | 41 | 30 | 5 | - | - | - | - | 12 | 7 | 2 | 9 | 10 | | |
| | Russia U20 | WJC-20 | 7 | 6 | 7 | 13 | 4 | 6 | - | - | - | - | - | - | - | - | - | | |
| | Russia | WC | 10 | 2 | 4 | 6 | 4 | 3 | - | - | - | - | - | - | - | - | - | | |
| 2012-13 | Chelyabinsk | KHL | 51 | 19 | 25 | 44 | 42 | -1 | - | - | - | - | 25 | 5 | 6 | 11 | 28 | | |
| | Russia | EHT | 9 | 2 | 2 | 4 | 8 | 1 | - | - | - | - | - | - | - | - | - | | |
| | Russia | WC | 3 | 1 | 0 | 1 | 2 | 1 | - | - | - | - | - | - | - | - | - | | |
| 2013-14 | CAPITALS | NHL | 17 | 3 | 6 | 9 | 6 | -2 | 0 | 1 | 0 | 22 | - | - | - | - | - | | |
| | Chelyabinsk | KHL | 31 | 8 | 13 | 21 | 12 | -10 | - | - | - | - | - | - | - | - | - | | |
| | Russia | WC | 10 | 1 | 1 | 2 | 4 | 3 | 0 | 0 | 0 | 8 | - | - | - | - | - | | |
| 2014-15 | CAPITALS | NHL | 80 | 11 | 26 | 37 | 24 | 10 | 4 | 0 | 1 | 127 | 14 | 5 | 2 | 7 | 8 | | |
| 2015-16 | CAPITALS | NHL | 82 | 20 | 57 | 77 | 32 | 27 | 5 | 0 | 4 | 193 | 12 | 1 | 1 | 2 | 8 | | |
| | Russia | WC | 6 | 1 | 1 | 2 | 0 | 4 | 0 | 0 | 1 | 16 | - | - | - | - | - | | |
| 2016-17 | CAPITALS | NHL | 82 | 19 | 40 | 59 | 46 | 18 | 3 | 0 | 4 | 170 | 13 | 5 | 5 | 10 | -8 | | |
| | Russia | World Cup | 4 | 2 | 0 | 2 | 6 | 0 | 0 | 0 | 0 | 5 | - | - | - | - | - | | |
| 2017-18 | CAPITALS | NHL | 79 | 27 | 56 | 83 | 48 | 3 | 7 | 1 | 8 | 187 | - | - | - | - | - | | |
| NHL/CAPITALS TOTALS | | | 340 | 80 | 185 | 265 | 156 | 56 | 19 | 2 | 17 | 699 | 39 | 11 | 8 | 19 | 24 | | |

NHL All-Star Game (2016) • KHL All-Star Game (2011, 2012, 2013, 2014) • World U18 Championship First Team All-Star (2010) • World Junior Championship First Team All-Star (2011) • World Junior Championship First Team All-Star (2012) • World Junior Championship Best Forward (2012) • World Junior Championship MVP (2012)

2017-18

Recorded career highs in goals (27), points (83) and time on ice (1486) ... Led the Capitals in assists (56) and game-winning goals (8) ... Ranked second on the team in goals (27) and points (83) ... Registered three points (2g, 1a) vs. NSH (4/5), marking his fifth multi-goal game of the season ... Earned two points (1g, 1a) vs. NYR (3/28), including the game-winning goal in OT ... Scored a shorthanded goal at NYR (3/26) ... Scored two power play goals at MTL (3/24) ... Missed two games due to injury (3/18-3/20) ... Recorded two points (1g, 1a) vs. WPG (3/12), including the game-winning goal in OT ... Recorded three points (1g, 2a) vs. TOR (3/3) ... Earned three assists at NYI (3/15), marking his fifth three-assist game of the season ... Scored two goals vs. OTT (2/27), including the game-winning goal ... Registered four points (1g, 3a) vs. BUF (2/24), marking his second four point-game of the season ... Posted a career-best eight-game point streak (1/25-2/13: 2g, 9a) ... Registered two points (1g, 1a) at ARI (12/22) ... Recorded three assists vs. COL (12/12) ... Scored two goals vs. LA (11/30) ... Tallied three points (1g, 2a) vs. OTT (11/22) ... Tallied two points (1g, 1a) vs. MIN (11/18) ... Recorded his 200th NHL point vs. ARI (11/6) ... Scored two goals at EDM (10/28) ... Recorded four assists vs. MTL (10/7) ... Earned three assists at OTT (10/5).

Playoff Career

2017: Ranked third on the team in points with 10 (5g, 5a), setting a new career high ... Ranked second on the team in shots (49) ... Led all forward in ice time (30:33) in Game 2 of the ECQF vs. TOR (4/15) ... Scored the game-winning goal in Game 5 of the ECSF vs. PIT (5/6) ... Scored a goal and assisted on the game-winning goal in Game 3 of the ECSF at PIT (5/1) ... Tallied two assists in Game 6 of the ECSF at PIT (5/8), marking his fourth career multi-point playoff game ... Recorded at least one point in four consecutive games (5/1-5/8), while also scoring a goal in three-consecutive postseason contests (5/1-5/6) ... Finished third among Capitals forwards for time on ice per game (19:49). **2016:** Scored a power-play goal in Game 3 of the ECQF at PHI (4/18) ... Earned an assist in Game 2 of the ECSF vs. PIT (4/30). **2015:** Led NHL rookies in playoff goals (5) and ranked tied for third among NHL rookies in playoff points (7) ... Made his NHL playoff debut in Game 1 of the ECQF vs. NYI (4/15) ... Scored two goals and added an assist in Game 5 of the ECQF vs. NYI (4/23), marking his first three career playoff points ... Became the second player in franchise history to record his first three playoff points in the same game, joining Sergei Gonchar (5/6/95 at PIT: 2g, 1a) ... Became the fourth rookie in franchise history to score two goals in a playoff game, joining Marcus Johansson (4/20/11 at NYR: 2g), Richard Zednik (5/28/98 at BUF: 2g, 1a) and Sergei Gonchar (5/6/95 at PIT: 2g, 1a) ... Is the third rookie in Capitals playoff history to record three points in a game, joining Zednik and Gonchar ... Scored the game-winning goal with 7:18 remaining in the third period in Game 7 of the ECQF vs. NYI (4/27) ... Became the first rookie in Capitals playoff history to score a series-clinching goal in a Game 7 and is one of six rookies in NHL history to score the game-winning goal in a Game 7 decided by a one-goal margin ... The others are Toronto's Gerry Ehman in 1953 (at Boston), Montreal's Claude Lemieux in 1986 (vs. Hartford in OT), Calgary's Perry Berezan in 1986 (at Edmonton), Dallas' Roman Lyashenko in 2000 (vs. Colorado) and New Jersey's Adam Henrique in 2012 (vs. Florida in 2OT) ... Scored a goal in Game 2 of the ECSF at NYR (5/2) ... Earned two points (1g, 1a) in Game 6 of the ECSF vs. NYR (5/10).





MATT NISKANEN

NIHS-kah-nehn

2

Defenseman • Height: 6'1" • Weight: 203 • Shoots: Right
 Born: December 6, 1986 (Virginia, Minnesota)
 Drafted: Dallas' first-round choice, 28th overall, in the 2005 NHL Draft
 Acquired: Signed as a free agent, July 1, 2014

vs. the NHL

| | GP | G | A | P | PIM |
|-----|----|---|----|----|-----|
| ANA | 32 | 1 | 6 | 7 | 8 |
| ARI | 32 | 2 | 7 | 9 | 18 |
| BOS | 26 | 3 | 11 | 14 | 28 |
| BUF | 25 | 2 | 11 | 13 | 14 |
| CGY | 25 | 3 | 6 | 9 | 6 |
| CAR | 32 | 0 | 13 | 13 | 16 |
| CHI | 24 | 1 | 10 | 11 | 8 |
| COL | 25 | 1 | 6 | 7 | 16 |
| CBJ | 37 | 1 | 15 | 16 | 17 |
| DAL | 12 | 1 | 5 | 6 | 2 |
| DET | 29 | 1 | 9 | 10 | 8 |
| EDM | 22 | 1 | 7 | 8 | 13 |
| FLA | 26 | 3 | 5 | 8 | 17 |
| LA | 31 | 1 | 5 | 6 | 12 |
| MIN | 24 | 5 | 8 | 13 | 16 |
| MTL | 27 | 0 | 11 | 11 | 12 |
| NSH | 23 | 3 | 4 | 7 | 18 |
| NJ | 36 | 4 | 12 | 16 | 12 |
| NYI | 31 | 4 | 13 | 17 | 20 |
| NYR | 35 | 3 | 12 | 15 | 18 |
| OTT | 24 | 2 | 4 | 6 | 18 |
| PHI | 34 | 5 | 9 | 14 | 33 |
| PIT | 20 | 0 | 8 | 8 | 15 |
| SJ | 31 | 2 | 6 | 8 | 14 |
| STL | 26 | 0 | 4 | 4 | 12 |
| TB | 26 | 2 | 8 | 10 | 18 |
| TOR | 27 | 2 | 11 | 13 | 12 |
| VAN | 25 | 0 | 5 | 5 | 2 |
| VGK | 2 | 1 | 1 | 2 | 0 |
| WSH | 12 | 1 | 5 | 6 | 6 |
| WPG | 20 | 1 | 5 | 6 | 10 |

Playoffs vs. the NHL

| | GP | G | A | P | PIM |
|-----|----|---|---|---|-----|
| ANA | 6 | 0 | 1 | 1 | 4 |
| BOS | 4 | 0 | 0 | 0 | 2 |
| CBJ | 6 | 2 | 6 | 8 | 4 |
| DET | 5 | 0 | 0 | 0 | 4 |
| NYI | 13 | 0 | 4 | 4 | 5 |
| NYR | 14 | 0 | 2 | 2 | 4 |
| OTT | 5 | 0 | 1 | 1 | 4 |
| PHI | 10 | 1 | 4 | 5 | 8 |
| PIT | 13 | 1 | 3 | 4 | 21 |
| SJ | 5 | 0 | 2 | 2 | 2 |
| TB | 7 | 0 | 1 | 1 | 0 |
| TOR | 6 | 0 | 0 | 1 | 2 |

CAREER STATISTICS

| Regular Season | | | | | | | | | | | | | | Playoffs | | | | |
|------------------------|------------------|-----------|------------|-----------|------------|------------|------------|------------|-----------|----------|-----------|--------------|-----------|----------|-----------|-----------|-----------|--|
| Year | Team | League | GP | G | A | Pts | PIM | +/- | PP | SH | GW | S | GP | G | A | Pts | PIM | |
| 2005-06 | Minnesota Duluth | WCHA | 38 | 1 | 13 | 14 | 40 | - | - | - | - | - | - | - | - | - | - | |
| | United States | WJC | 7 | 0 | 0 | 0 | 6 | 0 | 0 | 0 | 0 | 3 | - | - | - | - | - | |
| 2006-07 | Minnesota Duluth | WCHA | 39 | 9 | 22 | 31 | 42 | - | - | - | - | - | - | - | - | - | - | |
| | Iowa | AHL | 13 | 0 | 3 | 3 | 6 | -4 | 0 | 0 | 0 | - | 12 | 2 | 5 | 7 | 10 | |
| 2007-08 | Dallas | NHL | 78 | 7 | 19 | 26 | 36 | 22 | 2 | 0 | 0 | 99 | 16 | 0 | 3 | 3 | 10 | |
| 2008-09 | Dallas | NHL | 80 | 6 | 29 | 35 | 52 | -11 | 2 | 0 | 0 | 111 | - | - | - | - | - | |
| | United States | WC | 9 | 1 | 2 | 3 | 2 | 2 | 1 | 0 | 0 | 7 | - | - | - | - | - | |
| 2009-10 | Dallas | NHL | 74 | 3 | 12 | 15 | 18 | -15 | 0 | 0 | 2 | 110 | - | - | - | - | - | |
| 2010-11 | Dallas | NHL | 45 | 0 | 6 | 6 | 30 | -1 | 0 | 0 | 0 | 51 | - | - | - | - | - | |
| | Pittsburgh | NHL | 18 | 1 | 3 | 4 | 20 | -2 | 0 | 0 | 0 | 26 | 7 | 0 | 1 | 1 | 0 | |
| 2011-12 | Pittsburgh | NHL | 75 | 4 | 17 | 21 | 47 | 9 | 3 | 0 | 0 | 118 | 4 | 1 | 2 | 3 | 6 | |
| 2012-13 | Pittsburgh | NHL | 40 | 4 | 10 | 14 | 12 | 4 | 0 | 0 | 2 | 67 | 15 | 0 | 2 | 2 | 11 | |
| 2013-14 | Pittsburgh | NHL | 81 | 10 | 36 | 46 | 51 | 33 | 3 | 0 | 6 | 162 | 13 | 2 | 7 | 9 | 8 | |
| 2014-15 | CAPITALS | NHL | 82 | 4 | 27 | 31 | 47 | 7 | 2 | 0 | 0 | 117 | 14 | 0 | 4 | 4 | 0 | |
| 2015-16 | CAPITALS | NHL | 82 | 5 | 27 | 32 | 38 | 10 | 2 | 0 | 3 | 150 | 12 | 0 | 3 | 3 | 6 | |
| 2016-17 | CAPITALS | NHL | 78 | 5 | 34 | 39 | 32 | 20 | 1 | 0 | 2 | 154 | 13 | 1 | 3 | 4 | 19 | |
| | United States | World Cup | 3 | 0 | 0 | 0 | 0 | -3 | 0 | 0 | 0 | 11 | - | - | - | - | - | |
| 2017-18 | CAPITALS | NHL | 68 | 7 | 22 | 29 | 36 | 24 | 0 | 0 | 1 | 120 | - | - | - | - | - | |
| NHL TOTALS | | | 801 | 56 | 242 | 298 | 419 | 100 | 15 | 0 | 16 | 1,285 | 94 | 4 | 25 | 29 | 60 | |
| CAPITALS TOTALS | | | 310 | 21 | 110 | 131 | 153 | 61 | 5 | 0 | 6 | 541 | 39 | 1 | 10 | 11 | 25 | |

All-WCHA First Team (2007) • Western Conference YoungStars team (2008)

2017-18

Led the Capitals in plus/minus (+24) ... Was even or better in 52 of his 68 games this season ... Played in his 800th NHL game vs. NSH (4/5) ... Earned an assist at PIT (4/1) ... Scored a goal at NYR (3/26) ... Scored a goal vs. DAL (3/20) ... Scored a goal vs. NYI (3/16) ... Tallied an assist at NYI (3/15) ... Recorded two assists vs. OTT (2/27) ... Tallied two assists vs. BUF (2/24) ... Recorded a season high in ice time (27:12) vs. TB (2/20) ... Recorded two points (1g, 1a) vs. VGK (2/4) ... Scored a goal vs. NJ (12/30) ... Earned two assists at BOS (12/14) ... Scored a goal vs. COL (12/12) ... Scored the game-winning goal vs. NYR (12/8) ... Earned an assist at TOR (11/25) ... Registered an assist vs. TB (11/24) ... Tallied an assist vs. MIN (11/18) ... Missed 13 games due to injury (10/14-11/12) ... Recorded an assist at OTT (10/5).

Playoff Career

2017: Recorded four points (1g, 3a) in 13 postseason games ... Ranked first on the team in time on ice per game (22:38) ... Led all Capitals in ice time (33:56) in Game 2 of the ECQF vs. TOR (4/15) ... Registered an assist in Game 1 of the ECQF vs. TOR (4/13) ... Scored a power-play goal in Game 2 of the ECSF vs. PIT (4/29) ... Registered an assist in Game 6 of the ECSF at PIT (5/8) ... Tallied three power-play points, tying John Carlson for second-most among Capitals defensemen. **2016:** Led the Capitals in blocked shots (27) and ranked second in time on ice per game (26:32) and third in hits (38) during the playoffs ... Earned an assist in Game 2 of the ECQF vs. PHI (4/16) ... Earned an assist in Game 4 of the ECQF at PHI (4/20) ... Logged 32:11 of ice time in Game 1 of the ECSF vs. PIT (4/28) ... Tallied an assist in Game 3 of the ECSF at PIT (5/2). **2015:** Ranked second among Washington defensemen in playoffs assists (4) and tied for second in points (4) ... Tallied two assists in Game 2 of the ECQF vs. NYI (4/17), marking his second career multi-assist playoff game and fifth career multi-point playoff game ... Led Washington in ice time (28:08) in Game 4 at NYI (4/21) ... Tallied an assist and was (+3) in Game 5 vs. NYI (4/23) ... Tallied an assist in Game 5 of the ECSF at NYR (5/8). **2014:** Led team's defensemen in goals (2), points (9) and hits (29) in playoffs ... His 2 goals, 7 assists and 9 points set career playoff highs ... Posted 3 multi-point games, all in Round 1: Game 1 (1g, 1a); Game 2 (1g, 1a); and Game 6 (2a) vs. Columbus. **2013:** Established playoff career high with 26:54 minutes played in Game 3 vs. Ottawa ... Tied single-game career high with plus-3 rating in Game 2 vs. Ottawa **2012:** Appeared in four playoff games ... Recorded first NHL playoff goal in Game 4 at Philadelphia ... Added an assist for 2 points and a plus-3 rating. **2011:** Skated in seven playoff games with Pittsburgh, earning one assist. **2008:** Appeared in 16 of Dallas' 18 playoff games, earning three assists with 10 penalty minutes ... Registered his first career playoff point with an assist in Game 5 at Anaheim on 4/18. **2007:** In the AHL playoffs with Iowa, registered seven points (2g, 5a) in 12 games.





DMITRY ORLOV

ohr-LAWF

9

Defenseman • Height: 5'11" • Weight: 212 • Shoots: Left

Born: July 23, 1991 (Novokuznetsk, Russia)

Drafted: Capitals' second-round choice, 55th overall, in the 2009 NHL Draft

vs. the NHL

| | GP | G | A | P | PIM |
|-----|----|---|---|---|-----|
| ANA | 8 | 0 | 0 | 0 | 2 |
| ARI | 8 | 0 | 2 | 2 | 0 |
| BOS | 15 | 0 | 6 | 6 | 4 |
| BUF | 16 | 0 | 5 | 5 | 2 |
| CGY | 7 | 0 | 0 | 0 | 2 |
| CAR | 19 | 4 | 4 | 8 | 18 |
| CHI | 8 | 0 | 4 | 4 | 0 |
| COL | 7 | 1 | 2 | 3 | 2 |
| CBJ | 16 | 1 | 2 | 3 | 6 |
| DAL | 7 | 1 | 2 | 3 | 4 |
| DET | 11 | 1 | 2 | 3 | 2 |
| EDM | 6 | 2 | 1 | 3 | 0 |
| FLA | 16 | 0 | 5 | 5 | 6 |
| LA | 9 | 1 | 2 | 3 | 2 |
| MIN | 8 | 2 | 2 | 4 | 4 |
| MTL | 14 | 1 | 4 | 5 | 2 |
| NSH | 9 | 0 | 1 | 1 | 4 |
| NJ | 18 | 1 | 6 | 7 | 15 |
| NYI | 20 | 3 | 6 | 9 | 6 |
| NYR | 21 | 0 | 8 | 8 | 8 |
| OTT | 14 | 1 | 3 | 4 | 8 |
| PHI | 17 | 5 | 1 | 6 | 9 |
| PIT | 20 | 3 | 5 | 8 | 8 |
| SJ | 10 | 1 | 2 | 3 | 0 |
| STL | 8 | 0 | 4 | 4 | 10 |
| TB | 17 | 0 | 5 | 5 | 2 |
| TOR | 14 | 1 | 3 | 4 | 2 |
| VAN | 7 | 0 | 3 | 3 | 4 |
| VGK | 2 | 0 | 1 | 1 | 4 |
| WPG | 13 | 1 | 3 | 4 | 4 |

Playoffs vs. the NHL

| | GP | G | A | P | PIM |
|-----|----|---|---|---|-----|
| PHI | 6 | 0 | 1 | 1 | 2 |
| PIT | 12 | 0 | 1 | 1 | 0 |
| TOR | 6 | 0 | 2 | 2 | 2 |

| CAREER STATISTICS | | Regular Season | | | | | | | | | | | Playoffs | | | | |
|----------------------------|-----------------|----------------|---------------------|-----------|-----------|------------|------------|-----------|----------|----------|----------|------------|-----------|----------|----------|----------|----------|
| Year | Team | League | GP | G | A | Pts | PIM | +/- | PP | SH | GW | S | GP | G | A | Pts | PIM |
| 2007-08 | Novokuznetsk | Russia | 6 | 0 | 0 | 0 | 0 | - | - | - | - | - | - | - | - | - | - |
| 2008-09 | Novokuznetsk | KHL | 16 | 1 | 0 | 1 | 4 | - | - | - | - | - | - | - | - | - | - |
| 2009-10 | Novokuznetsk | KHL | 41 | 4 | 3 | 7 | 49 | - | - | - | - | - | - | - | - | - | - |
| | Novo. Jr. | Russia-Jr. | 7 | 7 | 6 | 13 | 6 | - | - | - | - | - | 17 | 9 | 10 | 19 | 26 |
| | Russia | WJC | 6 | 0 | 4 | 4 | 4 | - | - | - | - | - | - | - | - | - | - |
| 2010-11 | Novokuznetsk | KHL | 45 | 2 | 10 | 12 | 43 | - | - | - | - | - | - | - | - | - | - |
| | Novo. Jr. | Russia-Jr. | 1 | 0 | 0 | 0 | 0 | - | - | - | - | - | - | - | - | - | - |
| | Hershey | AHL | 19 | 2 | 7 | 9 | 12 | - | - | - | - | - | 6 | 0 | 1 | 1 | 4 |
| | Russia | WJC | 7 | 1 | 8 | 9 | 6 | - | - | - | - | - | - | - | - | - | - |
| 2011-12 | CAPITALS | NHL | 60 | 3 | 16 | 19 | 18 | 1 | 0 | 0 | 1 | 51 | - | - | - | - | - |
| | Hershey | AHL | 15 | 4 | 5 | 9 | 12 | - | - | - | - | - | - | - | - | - | - |
| 2012-13 | CAPITALS | NHL | 5 | 0 | 1 | 1 | 0 | 5 | 0 | 0 | 0 | 1 | - | - | - | - | - |
| | Hershey | AHL | 31 | 3 | 14 | 17 | 20 | - | - | - | - | - | 4 | 1 | 2 | 3 | 4 |
| 2013-14 | CAPITALS | NHL | 54 | 3 | 8 | 11 | 19 | -1 | 0 | 0 | 0 | 59 | - | - | - | - | - |
| | Hershey | AHL | 11 | 3 | 6 | 9 | 4 | 1 | - | - | - | - | - | - | - | - | - |
| | Russia | WC | 3 | 0 | 1 | 1 | 2 | 3 | 0 | 0 | 0 | 1 | - | - | - | - | - |
| 2014-15 | CAPITALS | NHL | DID NOT PLAY | | | | | | | | | | | | | | |
| | Hershey | AHL | 3 | 0 | 3 | 3 | 4 | -3 | - | - | - | - | - | - | - | - | - |
| 2015-16 | CAPITALS | NHL | 82 | 8 | 21 | 29 | 26 | 8 | 0 | 0 | 3 | 90 | 11 | 0 | 1 | 1 | 2 |
| | Russia | WC | 6 | 0 | 3 | 3 | 2 | 3 | 0 | 0 | 0 | 7 | - | - | - | - | - |
| 2016-17 | CAPITALS | NHL | 82 | 6 | 27 | 33 | 51 | 30 | 1 | 0 | 0 | 125 | 13 | 0 | 3 | 3 | 2 |
| | Russia | World Cup | 4 | 0 | 0 | 0 | 4 | 3 | 0 | 0 | 0 | 11 | - | - | - | - | - |
| 2017-18 | CAPITALS | NHL | 82 | 10 | 21 | 31 | 22 | 10 | 0 | 0 | 2 | 125 | - | - | - | - | - |
| NHL/CAPITALS TOTALS | | | 365 | 30 | 94 | 124 | 136 | 53 | 1 | 0 | 6 | 451 | 24 | 0 | 4 | 4 | 4 |

World Junior Championship All-Star Team (2011)

2017-18

Set career highs in goals (10) and time on ice (1897) ... Played in all 82 games for the third consecutive season and third time in his career ... Ranked second among Capitals defensemen in goals (10), points (31), time on ice per game (23:07), takeaways (54) and hits (128) ... Scored the game-winning goal at PIT (4/1) ... Earned an assist vs. NYI (3/16) ... Recorded three points (1g, 2a) at NYI (3/15), marking his first three-point game in the NHL ... Scored a goal vs. DET (2/11) ... Tallied an assist vs. VGK (2/4) ... Registered two points (1g, 1a) at PIT (2/2) ... Scored a goal at NJ (1/18) ... Recorded an assist vs. VAN (1/9) ... Scored a goal at CAR (1/2) ... Scored a goal at DAL (12/19) ... Earned an assist vs. CHI (12/6) ... Posted a four-game point streak (12/4-12/11: 1g, 3a) ... Registered an assist vs. TB (11/24) ... Recorded an assist vs. LA (11/30) ... Tallied an assist vs. OTT (11/22) ... Scored the game-winning goal vs. MIN (11/18) ... Scored a goal vs. EDM (11/12) ... Earned an assist at BOS (11/4) ... Recorded an assist at DET (10/20) ... Recorded a season high in ice time (27: 37) at DET (10/20).

Playoff Career

2017: Set career highs in games played (13), assists (3) and points (3) during 2017 playoffs ... Registered an assist in Game 2 of the ECQF vs. TOR (4/15) ... Registered an assist in Game 4 of the ECQF at TOR (4/19) ... Assisted on game-winning goal in Game 6 of the ECSF at PIT (5/8) ... Ranked third on the team in time on ice per game (21:24). **2016:** Made his NHL playoff debut in Game 1 of the ECQF vs. PHI ... Earned his first NHL playoff point with an assist in Game 3 of the ECQF at PHI (4/18).





BROOKS ORPIK

OHR-pihk

44

Defenseman • Height: 6'3" • Weight: 217 • Shoots: Left

Born: September 26, 1980 (San Francisco, California)

Drafted: Penguins' first-round choice, 18th overall, in the 2000 NHL Draft

Acquired: Signed as a free agent, July 1, 2014

vs. the NHL

| | GP | G | A | P | PIM |
|-----|----|---|----|----|-----|
| ANA | 17 | 0 | 3 | 3 | 2 |
| ARI | 19 | 0 | 2 | 2 | 19 |
| BOS | 44 | 3 | 4 | 7 | 43 |
| BUF | 44 | 0 | 8 | 8 | 30 |
| CGY | 12 | 0 | 4 | 4 | 4 |
| CAR | 48 | 1 | 11 | 12 | 70 |
| CHI | 17 | 0 | 1 | 1 | 8 |
| COL | 16 | 2 | 7 | 9 | 10 |
| CBJ | 27 | 0 | 6 | 6 | 26 |
| DAL | 15 | 0 | 3 | 3 | 6 |
| DET | 20 | 0 | 2 | 2 | 17 |
| EDM | 11 | 0 | 2 | 2 | 6 |
| FLA | 47 | 0 | 8 | 8 | 43 |
| LA | 17 | 0 | 4 | 4 | 19 |
| MIN | 15 | 1 | 1 | 2 | 19 |
| MTL | 46 | 0 | 10 | 10 | 73 |
| NSH | 14 | 1 | 1 | 2 | 12 |
| NJ | 68 | 2 | 13 | 15 | 55 |
| NYI | 74 | 3 | 12 | 15 | 74 |
| NYR | 67 | 0 | 9 | 9 | 83 |
| OTT | 44 | 0 | 6 | 6 | 28 |
| PHI | 69 | 2 | 12 | 14 | 73 |
| PIT | 16 | 0 | 3 | 3 | 6 |
| SJ | 18 | 0 | 3 | 3 | 20 |
| STL | 18 | 0 | 3 | 3 | 16 |
| TB | 45 | 1 | 6 | 7 | 38 |
| TOR | 43 | 0 | 9 | 9 | 44 |
| VAN | 12 | 0 | 1 | 1 | 9 |
| VGK | 2 | 0 | 0 | 0 | 2 |
| WSH | 37 | 0 | 7 | 7 | 51 |
| WPG | 38 | 0 | 8 | 8 | 34 |

Playoffs vs. the NHL

| | GP | G | A | P | PIM |
|-----|----|---|---|---|-----|
| BOS | 4 | 0 | 0 | 0 | 6 |
| CAR | 4 | 0 | 0 | 0 | 2 |
| CBJ | 4 | 1 | 1 | 2 | 0 |
| DET | 13 | 0 | 0 | 0 | 14 |
| MTL | 7 | 0 | 2 | 2 | 2 |
| NYI | 10 | 1 | 1 | 2 | 6 |
| NYR | 13 | 0 | 2 | 2 | 8 |
| OTT | 20 | 0 | 1 | 1 | 22 |
| PHI | 20 | 0 | 2 | 2 | 18 |
| PIT | 10 | 0 | 0 | 0 | 15 |
| TB | 7 | 0 | 3 | 3 | 14 |
| WSH | 7 | 0 | 3 | 3 | 8 |
| TOR | 6 | 0 | 2 | 2 | 2 |

CAREER STATISTICS

| Regular Season | | | | | | | | | | | | | | | Playoffs | | | | |
|------------------------|-------------------|-------------|------------|-----------|------------|------------|------------|------------|----------|----------|------------|------------|----------|-----------|-----------|------------|-----|--|--|
| Year | Team | League | GP | G | A | Pts | PIM | +/- | PP | SH | GW | S | GP | G | A | Pts | PIM | | |
| 1998-99 | Boston College | Hockey East | 41 | 1 | 10 | 11 | 96 | - | - | - | - | - | - | - | - | - | - | | |
| 1999-00 | Boston College | Hockey East | 38 | 1 | 9 | 10 | 102 | - | - | - | - | - | - | - | - | - | - | | |
| | United States | WJC | 7 | 1 | 1 | 2 | 6 | 3 | 0 | 0 | 5 | - | - | - | - | - | - | | |
| 2000-01 | Boston College | Hockey East | 40 | 0 | 20 | 20 | 124 | - | - | - | - | - | - | - | - | - | - | | |
| 2001-02 | Wilkes-Barre | AHL | 78 | 2 | 18 | 20 | 99 | 2 | 1 | 0 | 72 | - | - | - | - | - | - | | |
| 2002-03 | Pittsburgh | NHL | 6 | 0 | 0 | 0 | 2 | -5 | 0 | 0 | 2 | - | - | - | - | - | - | | |
| | Wilkes-Barre | AHL | 71 | 4 | 14 | 18 | 105 | 5 | 0 | 1 | 79 | 6 | 0 | 0 | 0 | 14 | - | | |
| 2003-04 | Pittsburgh | NHL | 79 | 1 | 9 | 10 | 127 | -36 | 0 | 0 | 56 | - | - | - | - | - | - | | |
| | Wilkes-Barre | AHL | 3 | 0 | 0 | 0 | 2 | 1 | 0 | 0 | 6 | 24 | 0 | 4 | 4 | 53 | - | | |
| 2005-06 | Pittsburgh | NHL | 64 | 2 | 7 | 9 | 124 | -3 | 0 | 0 | 32 | - | - | - | - | - | - | | |
| | United States | WC | 7 | 0 | 0 | 0 | 10 | 0 | 0 | 0 | 3 | - | - | - | - | - | - | | |
| 2006-07 | Pittsburgh | NHL | 70 | 0 | 6 | 6 | 82 | 4 | 0 | 0 | 59 | 5 | 0 | 0 | 0 | 8 | - | | |
| 2007-08 | Pittsburgh | NHL | 78 | 1 | 10 | 11 | 57 | 11 | 0 | 0 | 50 | 20 | 0 | 2 | 2 | 18 | - | | |
| 2008-09 | Pittsburgh | NHL | 79 | 2 | 17 | 19 | 73 | 10 | 1 | 0 | 39 | 24 | 0 | 4 | 4 | 22 | - | | |
| 2009-10 | Pittsburgh | NHL | 73 | 2 | 23 | 25 | 64 | 6 | 0 | 0 | 61 | 13 | 0 | 2 | 2 | 12 | - | | |
| | United States | Olympics | 6 | 0 | 0 | 0 | 0 | 2 | 0 | 0 | 2 | - | - | - | - | - | - | | |
| 2010-11 | Pittsburgh | NHL | 63 | 1 | 12 | 13 | 66 | 12 | 0 | 0 | 56 | 7 | 0 | 3 | 3 | 14 | - | | |
| 2011-12 | Pittsburgh | NHL | 73 | 2 | 16 | 18 | 61 | 19 | 0 | 0 | 44 | 6 | 0 | 0 | 0 | 4 | - | | |
| 2012-13 | Pittsburgh | NHL | 46 | 0 | 8 | 8 | 32 | 17 | 0 | 0 | 32 | 12 | 1 | 1 | 2 | 10 | - | | |
| 2013-14 | Pittsburgh | NHL | 72 | 2 | 11 | 13 | 46 | -3 | 0 | 0 | 50 | 5 | 1 | 1 | 2 | 0 | - | | |
| | United States | Olympics | 6 | 0 | 0 | 0 | 2 | 2 | 0 | 0 | 3 | - | - | - | - | - | - | | |
| 2014-15 | CAPITALS | NHL | 78 | 0 | 19 | 19 | 66 | 5 | 0 | 0 | 66 | 14 | 0 | 2 | 2 | 8 | - | | |
| 2015-16 | CAPITALS | NHL | 41 | 3 | 7 | 10 | 24 | 11 | 0 | 0 | 31 | 6 | 0 | 0 | 0 | 10 | - | | |
| 2016-17 | CAPITALS | NHL | 79 | 0 | 14 | 14 | 48 | 32 | 0 | 0 | 93 | 13 | 0 | 2 | 2 | 11 | - | | |
| 2017-18 | CAPITALS | NHL | 81 | 0 | 10 | 68 | 68 | -9 | 0 | 0 | 54 | - | - | - | - | - | - | | |
| NHL TOTALS | | | 982 | 16 | 169 | 185 | 940 | 71 | 1 | 0 | 725 | 125 | 2 | 17 | 19 | 117 | - | | |
| CAPITALS TOTALS | | | 279 | 3 | 50 | 53 | 206 | 39 | 0 | 0 | 244 | 33 | 0 | 4 | 4 | 29 | - | | |

Eastern Conference Young Guns (2004)

2017-18

Led the Capitals in blocked shots (168) ... Led Capitals defensemen and ranked second on the team in hits (218) ... Recorded an assist at STL (4/2) ... Missed one game due to injury at PHI (3/18) ... Tallied an assist at LA (3/8) ... Earned an assist at FLA (1/25) ... Registered an assist at NJ (1/18) ... Tallied an assist at CAR (1/2) ... Recorded seven hits at ARI (12/22) ... Earned an assist vs. CBJ (12/2) ... Tallied an assist and led WSH in blocked shots (5) vs. OTT (11/22) ... Registered a season-high eight hits in 18:20 of ice time vs. MIN (11/18) ... Earned an assist at BUF (11/7) ... Tallied an assist at BOS (11/4) ... Recorded a season high in ice time (27:47) at EDM (10/28) ... Earned an assist at PHI (10/14).

Playoff Career

Ranks fourth among active NHL defenseman in career playoff games played (125) ... Won Stanley Cup in 2009 with Pittsburgh. **2017:** Recorded two points (0g, 2a) in 13 playoff games ... Ranked third on the team in blocked shots (22) ... Ranked fifth on the team in hits (40) **2016:** Ranked fourth on the team in blocked shots during the playoffs (17). **2015:** Ranked fifth in the NHL in playoff hits (74) ... Led all skaters with nine hits in Game 1 of the ECQF vs. NYI (4/15) ... Tallied seven hits in Game 2 vs. NYI (4/17) ... Led Washington in hits (6) in Game 3 at NYI (4/19) ... Was (+2) and blocked four shots in Game 4 at NYI (4/21) ... Led WSH with six hits in Game 5 vs. NYI (4/23) ... Tallied four hits in 19:09 of ice time in Game 6 at NYI (4/25) ... Earned an assist in Game 7 vs. NYI (4/27) ... Played in his 100th NHL playoff game in Game 1 of the ECSF at NYR (4/30) ... Recorded an assist in Game 2 of the ECSF at NYR (5/2) ... Led WSH in hits (6) and blocked shots (6) in Game 4 vs. NYR (5/6) ... Registered 9 hits in Game 6 vs. NYR (5/10). **2014:** Scored 2nd career playoff goal in Game 3 at Columbus ... Missed eight playoff games due to injury. **2013:** Led team's defensemen with 37 hits and ranked 2nd (tied) overall with 26 blocked shots during the 2013 postseason ... Scored series-clinching overtime goal in Game 6 vs. NY Islanders; Tally was 1st career playoff goal ... Missed first three games vs. NY Islanders with lower-body injury ... Marked 1st time in career to miss a playoff game - ending streak of 75 straight postseason appearances. **2012:** Led team with 16 blocked shots in six playoff games. **2011:** Tallied three assists in seven playoff games. **2010:** Earned two assists in 13 playoff games. **2009:** Won Stanley Cup with the Pittsburgh Penguins ... Led NHL with 112 postseason hits (44 more than second place Brent Seabrook of Chicago, 68) while adding four assists and 22 penalty minutes in 24 games ... Was second in league with 51 blocked shots in playoffs. **2008:** Recorded his first career playoff point with an assist in Game 1 of semifinals against NY Rangers ... Earned two assists in 20 games as the Penguins fell in the Stanley Cup Final to the Detroit Red Wings. **2007:** Made NHL playoff debut.





T.J. OSHIE

OH-shee



Right Wing • Height: 6'0" • Weight: 195 • Shoots: Right

Born: December 23, 1986 (Everett, Washington)

Drafted: Blues' first-round choice, 24th overall, in the 2005 NHL Draft

Acquired: From St. Louis in exchange for Troy Brouwer, Pheonix Copley and a third-round pick in the 2016 NHL Draft, July 2, 2015

| vs. the NHL | | | | | |
|-------------|----|----|----|----|-----|
| | GP | G | A | P | PIM |
| ANA | 22 | 9 | 8 | 17 | 12 |
| ARI | 25 | 6 | 12 | 18 | 16 |
| BOS | 16 | 3 | 2 | 5 | 14 |
| BUF | 13 | 2 | 8 | 10 | 8 |
| CGY | 29 | 5 | 12 | 17 | 14 |
| CAR | 20 | 4 | 7 | 11 | 10 |
| CHI | 38 | 7 | 22 | 29 | 14 |
| COL | 28 | 7 | 18 | 25 | 21 |
| CBJ | 39 | 10 | 15 | 25 | 20 |
| DAL | 28 | 12 | 13 | 25 | 18 |
| DET | 34 | 8 | 9 | 17 | 14 |
| EDM | 28 | 6 | 18 | 24 | 12 |
| FLA | 16 | 2 | 2 | 4 | 6 |
| LA | 26 | 9 | 4 | 13 | 16 |
| MIN | 27 | 10 | 11 | 21 | 14 |
| MTL | 15 | 5 | 6 | 11 | 2 |
| NSH | 35 | 14 | 10 | 24 | 14 |
| NJ | 13 | 4 | 4 | 8 | 4 |
| NYI | 20 | 9 | 12 | 21 | 0 |
| NYR | 19 | 3 | 6 | 9 | 13 |
| OTT | 16 | 4 | 7 | 11 | 8 |
| PHI | 20 | 5 | 6 | 11 | 17 |
| PIT | 22 | 9 | 10 | 19 | 24 |
| SJ | 26 | 6 | 6 | 12 | 17 |
| STL | 3 | 1 | 4 | 5 | 0 |
| TB | 17 | 12 | 10 | 22 | 4 |
| TOR | 15 | 5 | 11 | 16 | 4 |
| VAN | 27 | 7 | 14 | 21 | 4 |
| VGK | 2 | 0 | 0 | 0 | 0 |
| WSH | 7 | 2 | 5 | 7 | 4 |
| WPG | 19 | 1 | 5 | 6 | 16 |

| CAREER STATISTICS | | | | | | | | | | | | | | | | | |
|------------------------|------------------|------------|------------|------------|------------|------------|------------|------------|-----------|----------|-----------|--------------|-----------|-----------|-----------|-----------|-----------|
| Regular Season | | | | | | | | | | | | | Playoffs | | | | |
| Year | Team | League | GP | G | A | Pts | PIM | +/- | PP | SH | GW | S | GP | G | A | Pts | PIM |
| 2004-05 | Sioux Falls | USHL | 11 | 3 | 2 | 5 | 6 | -2 | 0 | 0 | 1 | - | - | - | - | - | - |
| 2005-06 | North Dakota | NCAA | 44 | 24 | 21 | 45 | 33 | - | - | - | - | - | - | - | - | - | - |
| | United States | WJC | 7 | 1 | 0 | 1 | 10 | - | - | - | - | - | - | - | - | - | - |
| 2006-07 | North Dakota | NCAA | 43 | 17 | 35 | 52 | 30 | - | - | - | - | - | - | - | - | - | - |
| 2007-08 | North Dakota | NCAA | 42 | 18 | 27 | 45 | 57 | - | - | - | - | - | - | - | - | - | - |
| 2008-09 | St. Louis | NHL | 57 | 14 | 25 | 39 | 30 | 16 | 6 | 1 | 1 | 101 | 4 | 0 | 0 | 0 | 2 |
| | United States | WC | 9 | 1 | 2 | 3 | 2 | - | - | - | - | - | - | - | - | - | - |
| 2009-10 | St. Louis | NHL | 76 | 18 | 30 | 48 | 36 | -1 | 1 | 1 | 3 | 158 | - | - | - | - | - |
| | United States | WC | 6 | 4 | 2 | 6 | 2 | - | - | - | - | - | - | - | - | - | - |
| 2010-11 | St. Louis | NHL | 49 | 12 | 22 | 34 | 15 | 10 | 3 | 1 | 3 | 103 | - | - | - | - | - |
| 2011-12 | St. Louis | NHL | 80 | 19 | 35 | 54 | 50 | 15 | 3 | 1 | 3 | 188 | 9 | 0 | 3 | 3 | 6 |
| 2012-13 | St. Louis | NHL | 30 | 7 | 13 | 20 | 15 | -5 | 2 | 1 | 1 | 65 | 6 | 2 | 0 | 2 | 2 |
| | United States | WC | 4 | 1 | 0 | 1 | 2 | - | - | - | - | - | - | - | - | - | - |
| 2013-14 | St. Louis | NHL | 79 | 21 | 39 | 60 | 42 | 19 | 5 | 2 | 5 | 152 | 5 | 2 | 0 | 2 | 2 |
| | United States | Olympics | 6 | 1 | 3 | 4 | 4 | 0 | 0 | 0 | 1 | 7 | - | - | - | - | - |
| 2014-15 | St. Louis | NHL | 72 | 19 | 36 | 55 | 51 | 17 | 3 | 0 | 4 | 162 | 6 | 1 | 1 | 2 | 0 |
| 2015-16 | CAPITALS | NHL | 80 | 26 | 25 | 51 | 34 | 16 | 11 | 0 | 5 | 185 | 12 | 6 | 4 | 10 | 11 |
| 2016-17 | CAPITALS | NHL | 68 | 33 | 23 | 56 | 36 | 28 | 7 | 1 | 4 | 143 | 13 | 4 | 8 | 12 | 4 |
| | United States | World Cup | 3 | 1 | 0 | 1 | 0 | -2 | 0 | 0 | 0 | 4 | - | - | - | - | - |
| 2017-18 | CAPITALS | NHL | 74 | 18 | 29 | 47 | 31 | 2 | 9 | 0 | 3 | 127 | - | - | - | - | - |
| NHL TOTALS | | | 665 | 187 | 277 | 464 | 340 | 117 | 50 | 8 | 32 | 1,384 | 55 | 15 | 16 | 31 | 27 |
| CAPITALS TOTALS | | | 222 | 77 | 77 | 154 | 101 | 46 | 27 | 1 | 12 | 455 | 25 | 10 | 12 | 22 | 15 |

WCHA All-Rookie Team (2006) • Third team All-WCHA (2007) • UND's Cliff "Fido" Purpur Award (2007) • First Team All-American (2008)

2017-18

Led Capitals forwards in takeaways (51) ... Ranked second on the team in power play goals (9) ... Ranked third among Capitals forwards in blocked shots (54) ... Scored a goal at PIT (4/1) ... Tallied two points vs. DAL (1g, 1a), marking his ninth multi-point game of the season ... Scored two goals at NYI (3/15) ... Scored the game-winning goal vs. PHI (1/31) ... Missed six games due to injury (12/6-12/19) ... Tallied three assists vs. TOR (11/25) ... Earned two assists vs. OTT (11/22) ... Record two assists vs. STL (11/7) ... Scored two goals at NSH (11/14) ... Scored the game-winning goal vs. PIT (11/10) ... Recorded three points (2g, 1a) at NJ (10/13) ... Registered three points (2g, 1a) at TB (10/9), including two power play goals ... Scored the game-winning goal vs. MTL (10/7).

Playoff Career

2017: Ranked second on team in points with 12 (4g, 8a) ... Ranked first in time on ice per game among Capitals forwards ... Ranked first on team in assists (8), setting a new playoff career high ... Scored two goals, including the game-winning goal, in Game 4 of the ECQF at TOR (4/19), his third career multi-goal playoff game ... Tallied two assists in Game 3 of the ECQF at TOR (4/17) ... Tied for second on the team in power-play points (4). **2016:** Recorded 10 points (6g, 4a) in 12 games during the postseason after registering nine points (5g, 4a) in his previous 30 playoff games ... Led the team in goals (6) and game-winning goals (2) during the postseason and ranked tied for third in power-play goals (2), fourth in points (10), fifth in power-play points (4) and tied for fifth in assists (4) ... Made his Capitals playoff debut in Game 1 of the ECQF vs. PHI (4/14) ... Earned his first Capitals playoff point with an assist in Game 2 of the ECQF vs. PHI (4/16) ... Earned two assists in Game 3 of the ECQF at PHI (4/18) ... Scored a goal in Game 4 of the ECQF at PHI (4/20) ... Earned a point in three straight games (4/16-4/20: 1g, 3a) ... Earned his first career playoff hat trick and scored the game-winning goal in overtime in Game 1 of the ECSF vs. PIT (4/28) ... Became the first player to record a postseason hat trick that included an overtime goal since Patrick Kane vs. LA on June 8, 2013 ... Is the third player in franchise postseason history to record a hat trick and score an overtime goal in the same game, joining Dino Ciccarelli on April 5, 1990 at New Jersey and Nicklas Backstrom on April 17, 2010 against Montreal ... His goal in overtime marked his first career playoff game-winning goal and overtime goal ... The game also marked his second career multi-goal playoff game (May 6, 2013 at LA: 2g) ... Earned two points (1g, 1a), including the game-winning goal, in Game 5 of the ECSF vs. PIT (5/7) ... Scored a power-play goal in Game 6 of the ECSF at PIT (5/10). **2015:** Earned two points (1g, 1a) in six playoff games. **2014:** Ranked second on the club with two goals in five playoff games. **2013:** Posted a postseason career high with two goals in Game Four on May 6 at Los Angeles ... Tied for the club lead with two goals in six appearances. **2012:** Recorded three points (3a) in nine games including his first career playoff points on Apr. 14 vs. San Jose. **2009:** Made his postseason debut on April 15 at Vancouver.

| Playoffs vs. the NHL | | | | | |
|----------------------|----|---|---|----|-----|
| | GP | G | A | P | PIM |
| CHI | 5 | 2 | 0 | 2 | 2 |
| LA | 10 | 2 | 3 | 5 | 8 |
| MIN | 6 | 1 | 1 | 2 | 0 |
| PHI | 6 | 1 | 3 | 4 | 9 |
| PIT | 13 | 6 | 5 | 11 | 4 |
| SJ | 5 | 0 | 3 | 3 | 0 |
| TOR | 6 | 3 | 4 | 7 | 2 |
| VAN | 4 | 0 | 0 | 0 | 2 |





DEVANTE SMITH-PELLEY

25

Right Wing • Height: 6'0" • Weight: 223 • Shoots: Right

Born: June 14, 1992 (Scarborough, Ontario)

Drafted: Ducks' second-round choice, 42nd overall, in the 2010 NHL Draft

Acquired: Signed as a free agent, July 3, 2017

vs. the NHL

| | GP | G | A | P | PIM |
|-----|----|---|---|---|-----|
| ANA | 6 | 2 | 0 | 2 | 0 |
| ARI | 13 | 1 | 5 | 6 | 6 |
| BOS | 13 | 3 | 2 | 5 | 2 |
| BUF | 15 | 0 | 3 | 3 | 0 |
| CGY | 9 | 1 | 1 | 2 | 2 |
| CAR | 12 | 2 | 1 | 3 | 4 |
| CHI | 9 | 1 | 1 | 2 | 5 |
| COL | 9 | 1 | 1 | 2 | 2 |
| CBJ | 15 | 3 | 3 | 6 | 0 |
| DAL | 6 | 1 | 0 | 1 | 0 |
| DET | 12 | 0 | 1 | 1 | 6 |
| EDM | 13 | 1 | 2 | 3 | 6 |
| FLA | 10 | 1 | 3 | 4 | 4 |
| LA | 14 | 2 | 3 | 5 | 2 |
| MIN | 11 | 2 | 3 | 5 | 4 |
| MTL | 7 | 1 | 3 | 4 | 2 |
| NSH | 10 | 3 | 1 | 4 | 0 |
| NJ | 10 | 0 | 2 | 2 | 4 |
| NYI | 10 | 1 | 1 | 2 | 2 |
| NYR | 11 | 2 | 2 | 4 | 2 |
| OTT | 9 | 0 | 0 | 0 | 4 |
| PHI | 11 | 2 | 2 | 4 | 2 |
| PIT | 13 | 0 | 1 | 1 | 4 |
| SJ | 14 | 2 | 3 | 5 | 12 |
| STL | 12 | 2 | 1 | 3 | 2 |
| TB | 15 | 3 | 0 | 3 | 10 |
| TOR | 15 | 2 | 3 | 5 | 8 |
| VAN | 15 | 1 | 4 | 5 | 21 |
| VGK | 2 | 0 | 0 | 0 | 0 |
| WSH | 12 | 0 | 1 | 1 | 4 |
| WPG | 8 | 0 | 0 | 0 | 2 |

Playoffs vs. the NHL

| | GP | G | A | P | PIM |
|-----|----|---|---|---|-----|
| DAL | 5 | 2 | 0 | 2 | 10 |
| LAK | 7 | 3 | 0 | 3 | 14 |
| OTT | 6 | 0 | 1 | 1 | 0 |
| TB | 6 | 1 | 1 | 2 | 2 |

CAREER STATISTICS

| Year | | Team | League | GP | G | A | Pts | PIM | +/- | PP | SH | GW | S | GP | G | A | Pts | PIM |
|------------------------|--|-------------|--------|------------|-----------|-----------|-----------|------------|------------|----------|----------|----------|------------|-----------|----------|----------|----------|-----------|
| 2009-10 | | Mississauga | OHL | 60 | 29 | 33 | 62 | 35 | 27 | - | - | - | - | 16 | 8 | 6 | 14 | 20 |
| 2010-11 | | Mississauga | OHL | 67 | 36 | 30 | 66 | 50 | 49 | - | - | - | - | 20 | 15 | 6 | 21 | 16 |
| 2011-12 | | Anaheim | NHL | 49 | 7 | 6 | 13 | 16 | -7 | 1 | 1 | 1 | 66 | - | - | - | - | - |
| | | Syracuse | AHL | 4 | 0 | 1 | 1 | 2 | 1 | 0 | 0 | 0 | 6 | - | - | - | - | - |
| 2012-13 | | Anaheim | NHL | 7 | 0 | 0 | 0 | 0 | -4 | 0 | 0 | 0 | 5 | - | - | - | - | - |
| | | Norfolk | AHL | 65 | 14 | 18 | 32 | 65 | -20 | 5 | 0 | 0 | 118 | - | - | - | - | - |
| 2013-14 | | Anaheim | NHL | 19 | 2 | 8 | 10 | 2 | 5 | 0 | 0 | 0 | 23 | 12 | 5 | 0 | 5 | 24 |
| | | Norfolk | AHL | 55 | 27 | 16 | 43 | 29 | -1 | 10 | 3 | 2 | 125 | - | - | - | - | - |
| 2014-15 | | Anaheim | NHL | 54 | 5 | 12 | 17 | 12 | 1 | 0 | 1 | 1 | 76 | - | - | - | - | - |
| | | Montreal | NHL | 20 | 1 | 2 | 3 | 12 | -2 | 0 | 0 | 0 | 28 | 12 | 1 | 2 | 3 | 2 |
| 2015-16 | | Montreal | NHL | 46 | 6 | 6 | 12 | 22 | -2 | 0 | 0 | 3 | 60 | - | - | - | - | - |
| | | New Jersey | NHL | 18 | 8 | 5 | 13 | 8 | -1 | 0 | 0 | 2 | 34 | - | - | - | - | - |
| 2016-17 | | New Jersey | NHL | 53 | 4 | 5 | 9 | 12 | -19 | 0 | 0 | 0 | 76 | - | - | - | - | - |
| 2017-18 | | CAPITALS | NHL | 75 | 7 | 9 | 16 | 38 | -6 | 0 | 0 | 1 | 103 | - | - | - | - | - |
| NHL TOTALS | | | | 341 | 40 | 53 | 93 | 122 | -35 | 1 | 0 | 8 | 471 | 24 | 6 | 2 | 8 | 26 |
| CAPITALS TOTALS | | | | 75 | 7 | 9 | 16 | 38 | -6 | 0 | 0 | 1 | 103 | - | - | - | - | - |

World Junior Championship U20 Bronze Medal (2012)

2017-18

Recorded a career high in in games played (75) and blocked shots (62) ... Ranked second among Capitals forwards in hits (151) and blocked shots (62) ... Recorded an assist vs. DET (2/11) ... Registered an assist vs. CBJ (2/9) ... Scored a goal vs. PHI (1/31) ... Scored a goal at CAR (1/2) ... Tallied an assist vs. NJ (12/30) ... Scored a goal vs. COL (12/12) ... Scored a goal vs. SJ (12/4) ... Scored the game-winning goal vs. TB (11/24) ... Scored a goal vs. ARI (11/5) ... Scored his first Capitals goal at EDM (10/28) ... Earned an assist at NJ (10/13) ... Registered an assist vs. MTL (10/7), marking his first Capitals point.

Playoff Career

2014: Made his NHL playoff debut with Anaheim vs. DAL (4/18) ... Played in 12 of Anaheim's 13 playoff games ... Ranked first on the team in goals (5) ... Scored two goals in Game 5 of the WCQF vs. DAL (4/27) Scored the game-winning goal in Game 4 of the WCSF at LAK (5/10) ... Scored two goals in Game 5 of the WCSF vs. LAK (5/12). **2015:** Appeared in all 12 of Montreal's 12 playoff games ... Ranked tied for fifth on the team with five points (1g, 2a).





CHANDLER STEPHENSON

18

Center • Height: 6'0" • Weight: 203 • Shoots: Left
 Born: April 22, 1994 (Saskatoon, Saskatchewan)
 Drafted: Capitals' third-round choice, 77th overall, in the 2012 NHL Draft

| vs. the NHL | | | | | |
|-------------|----|---|---|---|-----|
| | GP | G | A | P | PIM |
| ANA | 2 | 0 | 0 | 0 | 0 |
| ARI | 2 | 0 | 0 | 0 | 0 |
| BOS | 3 | 0 | 1 | 1 | 2 |
| BUF | 3 | 0 | 0 | 0 | 0 |
| CGY | 3 | 0 | 0 | 0 | 0 |
| CAR | 5 | 0 | 1 | 1 | 0 |
| CHI | 3 | 0 | 0 | 0 | 0 |
| COL | 4 | 0 | 1 | 1 | 2 |
| CBJ | 4 | 0 | 1 | 1 | 0 |
| DAL | 2 | 0 | 0 | 0 | 0 |
| DET | 3 | 0 | 0 | 0 | 0 |
| EDM | 3 | 0 | 0 | 0 | 0 |
| FLA | 4 | 0 | 0 | 0 | 0 |
| LA | 1 | 0 | 0 | 0 | 0 |
| MIN | 2 | 0 | 0 | 0 | 2 |
| MTL | 2 | 0 | 0 | 0 | 0 |
| NSH | 2 | 0 | 1 | 1 | 0 |
| NJ | 3 | 0 | 0 | 0 | 0 |
| NYI | 3 | 0 | 3 | 3 | 0 |
| NYR | 4 | 0 | 1 | 1 | 0 |
| OTT | 3 | 0 | 0 | 0 | 0 |
| PHI | 3 | 3 | 0 | 3 | 0 |
| PIT | 4 | 1 | 0 | 1 | 6 |
| SJ | 1 | 0 | 0 | 0 | 0 |
| STL | 1 | 0 | 0 | 0 | 0 |
| TB | 2 | 0 | 0 | 0 | 0 |
| TOR | 2 | 0 | 1 | 0 | 0 |
| VAN | 3 | 1 | 0 | 1 | 0 |
| VGK | 2 | 1 | 0 | 1 | 0 |
| WPG | 2 | 0 | 1 | 1 | 0 |

| CAREER STATISTICS | | | Regular Season | | | | | | | | | | | Playoffs | | | | |
|----------------------------|-----------------|------------|----------------|----------|-----------|-----------|-----------|-----------|----------|----------|----------|-----------|----|----------|----|-----|-----|--|
| Year | Team | League | GP | G | A | Pts | PIM | +/- | PP | SH | GW | S | GP | G | A | Pts | PIM | |
| 2008-09 | Saskatoon | SMHL | 9 | 2 | 1 | 3 | 2 | - | - | - | - | - | - | - | - | - | - | |
| 2009-10 | Saskatoon | SMHL | 42 | 17 | 37 | 54 | 34 | - | - | - | - | - | 11 | 5 | 14 | 19 | 4 | |
| 2010-11 | Regina | WHL | 60 | 7 | 12 | 19 | 6 | 6 | - | - | - | - | - | - | - | - | - | |
| | Canada W. U17 | WHC-17 | 5 | 4 | 2 | 6 | 8 | - | - | - | - | - | - | - | - | - | - | |
| 2011-12 | Regina | WHL | 55 | 22 | 20 | 42 | 24 | -1 | - | - | - | - | 5 | 1 | 3 | 4 | 0 | |
| 2012-13 | Regina | WHL | 46 | 14 | 31 | 45 | 37 | -1 | - | - | - | - | - | - | - | - | - | |
| 2013-14 | Hershey | AHL | 2 | 1 | 0 | 1 | 0 | 2 | 0 | 0 | 0 | 1 | - | - | - | - | - | |
| | Regina | WHL | 69 | 30 | 59 | 89 | 65 | 27 | - | - | - | - | 4 | 0 | 4 | 4 | 0 | |
| 2014-15 | Hershey | AHL | 54 | 7 | 7 | 14 | 10 | 2 | 0 | 2 | 2 | 34 | 10 | 1 | 4 | 5 | 2 | |
| 2015-16 | CAPITALS | NHL | 9 | 0 | 0 | 0 | 2 | -3 | 0 | 0 | 0 | 2 | - | - | - | - | - | |
| | Hershey | AHL | 46 | 7 | 21 | 28 | 26 | -3 | 2 | 1 | 2 | 56 | 17 | 1 | 5 | 6 | 2 | |
| 2016-17 | CAPITALS | NHL | 4 | 0 | 0 | 0 | 0 | 0 | 0 | 0 | 0 | 3 | - | - | - | - | - | |
| | Hershey | AHL | 72 | 10 | 28 | 38 | 42 | 9 | 3 | 0 | 1 | 65 | 9 | 3 | 2 | 5 | 6 | |
| 2017-18 | CAPITALS | NHL | 67 | 6 | 12 | 18 | 8 | 13 | 0 | 0 | 0 | 36 | - | - | - | - | - | |
| NHL/CAPITALS TOTALS | | | 80 | 6 | 12 | 18 | 10 | 10 | 0 | 0 | 0 | 41 | - | - | - | - | - | |

CHL Top Prospect Game (2012)

2017-18

Set a career high in games played (67) ... Ranked tied for second on the team in plus/minus (+13) ... Scored a goal at PHI (3/18) ... Tallied an assist vs. TOR (3/3) ... Earned an assist vs. CBJ (2/9) ... Scored a goal vs. VGK (2/4) ... Scored two goals vs. PHI (1/31), marking his first multi-goal game in the NHL ... Registered an assist at CAR (1/2) ... Registered an assist in three-straight games (12/8-12/12) ... Scored a goal vs. PIT (11/10) ... Tallied an assist at NSH (11/14) ... Earned an assist at BOS (11/4) ... Recorded two assists vs. NYI (11/2) ... Scored first NHL goal and point at VAN (10/26).





JAKUB VRANA

vuh-RA-nuh

13

Left Wing • Height: 6'0" • Weight: 197 • Shoots: Left
 Born: February 28, 1996 (Prague, Czech Republic)
 Drafted: Capitals' first-round choice, 13th overall, in the 2014 NHL Draft

| vs. the NHL | | | | | |
|-------------|----|---|---|---|-----|
| | GP | G | A | P | PIM |
| ANA | 3 | 0 | 1 | 1 | 0 |
| ARI | 2 | 0 | 1 | 1 | 0 |
| BOS | 4 | 1 | 0 | 1 | 2 |
| BUF | 4 | 1 | 1 | 2 | 0 |
| CGY | 2 | 1 | 1 | 2 | 0 |
| CAR | 5 | 0 | 1 | 1 | 0 |
| CHI | 1 | 0 | 0 | 0 | 0 |
| COL | 1 | 1 | 0 | 1 | 0 |
| CBJ | 3 | 0 | 1 | 1 | 2 |
| DAL | 3 | 0 | 0 | 0 | 2 |
| DET | 3 | 0 | 1 | 1 | 0 |
| EDM | 2 | 0 | 0 | 0 | 0 |
| FLA | 3 | 0 | 0 | 0 | 2 |
| LA | 3 | 2 | 0 | 2 | 0 |
| MIN | 3 | 0 | 0 | 0 | 0 |
| MTL | 4 | 0 | 1 | 1 | 0 |
| NSH | 2 | 0 | 1 | 1 | 0 |
| NJ | 5 | 2 | 0 | 2 | 0 |
| NYI | 7 | 1 | 4 | 5 | 0 |
| NYR | 4 | 0 | 0 | 0 | 0 |
| OTT | 3 | 2 | 3 | 5 | 0 |
| PHI | 5 | 1 | 1 | 2 | 0 |
| PIT | 3 | 1 | 0 | 1 | 2 |
| SJ | 3 | 1 | 0 | 1 | 0 |
| STL | 2 | 0 | 0 | 0 | 2 |
| TB | 5 | 0 | 0 | 0 | 0 |
| TOR | 3 | 2 | 0 | 2 | 0 |
| VAN | 3 | 0 | 0 | 0 | 2 |
| VGK | 2 | 0 | 0 | 0 | 0 |
| WPG | 1 | 0 | 0 | 0 | 0 |

| CAREER STATISTICS | | Regular Season | | | | | | | | | | | Playoffs | | | | |
|----------------------------|-----------------|----------------|-----------|-----------|-----------|-----------|-----------|----------|----------|----------|----------|------------|----------|---|---|-----|-----|
| Year | Team | League | GP | G | A | Pts | PIM | +/- | PP | SH | GW | S | GP | G | A | Pts | PIM |
| 2011-12 | Czech Republic | WJC-18 | 6 | 4 | 4 | 8 | 4 | 1 | 0 | 0 | 2 | 17 | - | - | - | - | - |
| 2012-13 | Linkoping | SHL | 5 | 0 | 0 | 0 | 0 | -2 | - | - | - | - | - | - | - | - | - |
| | Czech Republic | WJC | 6 | 0 | 1 | 1 | 2 | +1 | 0 | 0 | 0 | 8 | - | - | - | - | - |
| | Czech Republic | WJC-18 | 5 | 2 | 0 | 2 | 2 | -4 | 0 | 0 | 0 | 21 | - | - | - | - | - |
| 2013-14 | Linkoping | SHL | 24 | 2 | 1 | 3 | 2 | -3 | - | - | - | - | 12 | 1 | 1 | 2 | 4 |
| | Czech Republic | WJC | 5 | 1 | 1 | 2 | 2 | -1 | 1 | 0 | 0 | 7 | - | - | - | - | - |
| | Czech Republic | WJC-18 | 7 | 8 | 2 | 10 | 4 | 3 | 1 | 0 | 2 | 30 | - | - | - | - | - |
| 2014-15 | Linkoping | SHL | 44 | 12 | 12 | 24 | 12 | 3 | - | - | - | - | 11 | 4 | 1 | 5 | 2 |
| | Hershey | AHL | 3 | 0 | 5 | 5 | 0 | 2 | 0 | 0 | 0 | 7 | 10 | 2 | 4 | 6 | 2 |
| | Czech Republic | WJC | 5 | 2 | 1 | 3 | 2 | 2 | - | - | - | - | - | - | - | - | - |
| 2015-16 | Hershey | AHL | 36 | 16 | 18 | 34 | 20 | 7 | 5 | 0 | 1 | 101 | 21 | 8 | 6 | 14 | 2 |
| 2016-17 | CAPITALS | NHL | 21 | 3 | 3 | 6 | 2 | 2 | 3 | 0 | 2 | 32 | - | - | - | - | - |
| | Hershey | AHL | 49 | 19 | 17 | 36 | 28 | 12 | 4 | 0 | 4 | 106 | 7 | 0 | 0 | 0 | 4 |
| 2017-18 | CAPITALS | NHL | 73 | 13 | 14 | 27 | 12 | 2 | 1 | 0 | 2 | 133 | - | - | - | - | - |
| NHL/CAPITALS TOTALS | | | 94 | 16 | 17 | 33 | 14 | 4 | 4 | 0 | 4 | 165 | - | - | - | - | - |

World Junior Championship U18 Bronze Medal (2008)

2017-18

Recorded career highs in games played (73), goals (13), assists (14) and points (27) ... First Capitals rookie to score double digit goals in a season since 2005-2006 (Alex Ovechkin: 52) ... Recorded an assist at DET (3/22) ... Recorded two points vs. NYI (3/16) ... Scored a goal at LA (3/8) ... Scored a goal vs. TOR (3/3) ... Registered an assist at BUF (2/19) ... Recorded an assist vs. CBJ (2/9) ... Earned an assist at CAR (1/12) ... Scored a goal at BOS (12/14) ... Scored a goal vs. COL (12/12) ... Scored a power play goal vs. SJ (12/4) ... Scored the game-winning goal at TOR (11/25) ... Scored two goals vs. OTT (11/22) ... Scored the game-winning goal at NJ (10/13) ... Earned an assist vs. MTL (10/7) ... Tallied two assists at OTT (10/5).





TOM WILSON

43

Right Wing • Height: 6'4" • Weight: 218 • Shoots: Right

Born: March 29, 1994 (Toronto, Ontario)

Drafted: Capitals first-round choice, 16th overall, in the 2012 NHL Draft

vs. the NHL

| | GP | G | A | P | PIM |
|-----|----|---|---|---|-----|
| ANA | 9 | 1 | 1 | 2 | 15 |
| ARI | 10 | 1 | 3 | 4 | 15 |
| BOS | 13 | 2 | 3 | 5 | 27 |
| BUF | 15 | 0 | 2 | 2 | 25 |
| CGY | 9 | 0 | 3 | 3 | 12 |
| CAR | 21 | 0 | 1 | 1 | 23 |
| CHI | 10 | 4 | 4 | 8 | 22 |
| COL | 10 | 0 | 3 | 3 | 21 |
| CBJ | 21 | 3 | 3 | 6 | 62 |
| DAL | 10 | 0 | 0 | 0 | 23 |
| DET | 15 | 0 | 1 | 1 | 10 |
| EDM | 9 | 1 | 3 | 4 | 15 |
| FLA | 14 | 0 | 1 | 1 | 28 |
| LA | 10 | 0 | 1 | 1 | 19 |
| MIN | 10 | 2 | 3 | 5 | 34 |
| MTL | 13 | 3 | 4 | 7 | 29 |
| NSH | 10 | 2 | 1 | 3 | 27 |
| NJ | 19 | 1 | 5 | 6 | 47 |
| NYI | 21 | 1 | 5 | 6 | 55 |
| NYR | 19 | 1 | 2 | 3 | 21 |
| OTT | 14 | 2 | 3 | 5 | 34 |
| PHI | 21 | 1 | 3 | 4 | 76 |
| PIT | 20 | 2 | 1 | 3 | 45 |
| SJ | 8 | 0 | 3 | 3 | 15 |
| STL | 10 | 0 | 2 | 2 | 14 |
| TB | 14 | 0 | 5 | 5 | 21 |
| TOR | 15 | 3 | 1 | 4 | 35 |
| VAN | 9 | 4 | 0 | 4 | 23 |
| VGK | 2 | 0 | 0 | 0 | 0 |
| WPG | 10 | 1 | 2 | 3 | 13 |

Playoffs vs. the NHL

| | GP | G | A | P | PIM |
|-----|----|---|---|---|-----|
| NYI | 6 | 0 | 0 | 0 | 9 |
| NYR | 10 | 0 | 1 | 1 | 16 |
| PHI | 6 | 0 | 0 | 0 | 9 |
| PIT | 13 | 0 | 1 | 1 | 26 |
| TOR | 6 | 3 | 0 | 3 | 12 |

| CAREER STATISTICS | | | Regular Season | | | | | | | | | | | Playoffs | | | | |
|----------------------------|------------------|------------|----------------|-----------|-----------|------------|------------|-----------|----------|----------|----------|------------|-----------|----------|----------|----------|-----------|--|
| Year | Team | League | GP | G | A | Pts | PIM | +/- | PP | SH | GW | S | GP | G | A | Pts | PIM | |
| 2009-10 | Toronto | GTHL | 73 | 52 | 63 | 115 | 148 | - | - | - | - | - | - | - | - | - | - | |
| 2010-11 | Plymouth | OHL | 28 | 3 | 3 | 6 | 71 | 0 | - | - | - | - | - | - | - | - | - | |
| | Can. Ontario U17 | WHC-17 | 4 | 0 | 1 | 1 | 6 | - | - | - | - | - | - | - | - | - | - | |
| 2011-12 | Plymouth | OHL | 49 | 9 | 18 | 27 | 141 | 17 | - | - | - | - | 13 | 7 | 6 | 13 | 39 | |
| 2012-13 | CAPITALS | NHL | - | - | - | - | - | - | - | - | - | - | 3 | 0 | 0 | 0 | 0 | |
| | Plymouth | OHL | 48 | 23 | 35 | 58 | 104 | 36 | - | - | - | - | 12 | 9 | 8 | 17 | 41 | |
| | Hershey | AHL | - | - | - | - | - | - | - | - | - | - | 3 | 1 | 0 | 1 | 6 | |
| 2013-14 | CAPITALS | NHL | 82 | 3 | 7 | 10 | 151 | 1 | 1 | 0 | 0 | 63 | - | - | - | - | - | |
| 2014-15 | CAPITALS | NHL | 67 | 4 | 13 | 17 | 172 | -1 | 0 | 0 | 0 | 79 | 13 | 0 | 1 | 1 | 25 | |
| | Hershey | AHL | 2 | 0 | 0 | 0 | 0 | -1 | 0 | 0 | 0 | 5 | - | - | - | - | - | |
| 2015-16 | CAPITALS | NHL | 82 | 7 | 16 | 23 | 163 | 3 | 0 | 0 | 1 | 99 | 12 | 0 | 1 | 1 | 13 | |
| 2016-17 | CAPITALS | NHL | 82 | 7 | 12 | 19 | 133 | 9 | 0 | 0 | 0 | 95 | 13 | 3 | 0 | 3 | 34 | |
| 2017-18 | CAPITALS | NHL | 78 | 14 | 21 | 35 | 187 | 10 | 0 | 1 | 1 | 123 | - | - | - | - | - | |
| NHL/CAPITALS TOTALS | | | 391 | 35 | 69 | 104 | 806 | 22 | 1 | 1 | 2 | 459 | 41 | 3 | 2 | 5 | 72 | |

CHL Top Prospect Game (2012)

2017-18

Set career highs in goals (14), assists (21) and points (35) ... Ranked second in the NHL in penalty minutes (187) and fourth in hits (250) ... Scored a goal at PIT (4/1) ... Scored two goals at MTL (3/24) ... Scored a goal vs. OTT (2/27) ... Scored a goal at CHI (2/17) ... Registered three points (2g, 1a) at MIN (2/15) ... Scored a goal at CBJ (2/6) ... Earned an assist at FLA (1/25) ... Registered an assist at NJ (1/18) ... Scored a goal vs. NJ (12/30) ... Tallied two points (1g, 1a) vs. NYR (12/8) ... Recorded four points vs. CHI (12/6), marking his first four-point NHL game ... Tallied an assist vs. EDM (11/12) ... Recorded an assist at COL (11/16) ... Scored two goals at BOS (11/4), including the game-winning goal ... Earned an assist vs. NYI (11/2) ... Recorded an assist at DET (10/20).

Playoff Career

2017: Ranked tied for fourth on the team in goals (3), setting a postseason career-high ... Tied a career high with 13 postseason games played in 2017 ... Ranked first on the team in penalty minutes (34) ... Scored his first career game-winning goal in overtime in Game 1 of the ECQF vs. TOR (4/13) ... Scored two goals in Game 4 of the ECQF at TOR (4/19), marking his first career multi-point playoff game. **2016:** Earned an assist vs. NJ (10/10) ... Ranked second on the team in playoff hits (40) ... Earned an assist in Game 5 of the ECSF at PIT (5/4). **2015:** Tallied seven hits in Game 2 of the ECQF vs. NYI (4/17) ... Registered five hits in Game 3 at NYI (4/19) ... Recorded five hits in Game 4 at NYI (4/21) ... Earned his first career NHL playoff point with an assist in Game 5 of the ECSF at NYR (5/8). **2013:** Made NHL debut in Game 5 of ECQF vs. NYR ... Became first WSH teenager (19) to make NHL debut in the playoffs ... Recorded four hits in 6:24 in Game 5 vs. NYR ... Skated a career-high 9:02 vs. NYR in Game 7 ... Made professional debut with Hershey (AHL) in Game 3 of the AHL ECQF vs. Providence (5/4) ... Scored his first career AHL goal in Game 4 of the AHL ECQF (5/5) ... Recorded one goal and six penalty minutes in three playoff games.



Anaheim Ducks

CLUB INFORMATION

Founded 1993-94
Home Arena Honda Center (17,174)
Stanley Cups 2007
Chief Executive Officer Michael Schulman
Executive Vice President/General Manager Bob Murray
Head Coach Randy Carlyle
Assistant Coaches Trent Yawney, Steve Konowalchuk, Mark Morrison, Rich Preston
Director of Media & Communications Alex Gilchrist
 2017-18 Record 44-25-13 (101 points)
 2017-18 Finish 2nd, Pacific Division
 2016-17 Playoffs W. Conf. finals (def. by NSH, 4-2)

Honda Center
 2695 E. Katella Ave.
 Anaheim, CA 92806
 714.940.2900
 Fax: 714.940.2953
 @AnaheimDucks



2017-18 MEETINGS

Dec. 16 at Washington: W, 3-2
 March 6 at Anaheim: L, 0-4

ALL-TIME SERIES HISTORY

| YEAR | TOTALS | | | | | | | HOME | | | | | | | AWAY | | | | | | | | | |
|---------------|-------------------------------|-----------|-----------|----------|----------|-----------|-----------|------------|-----------|----------|----------|----------|----------|-----------|-----------|-----------|-----------|----------|----------|----------|----------|-----------|-----------|-----------|
| | GP | W | L | T | OT | PTS | GF | GA | GP | W | L | T | OT | PTS | GF | GA | GP | W | L | T | OT | PTS | GF | GA |
| 93-94 | 2 | 2 | 0 | 0 | - | 4 | 8 | 2 | 1 | 1 | 0 | 0 | - | 2 | 3 | 0 | 1 | 1 | 0 | 0 | - | 2 | 5 | 2 |
| 94-95 | Teams did not meet in 1994-95 | | | | | | | | | | | | | | | | | | | | | | | |
| 95-96 | 2 | 0 | 1 | 1 | - | 1 | 3 | 4 | 1 | 0 | 1 | 0 | - | 0 | 1 | 2 | 1 | 0 | 0 | 1 | - | 1 | 2 | 2 |
| 96-97 | 2 | 0 | 2 | 0 | - | 0 | 5 | 9 | 1 | 0 | 1 | 0 | - | 0 | 1 | 4 | 1 | 0 | 1 | 0 | - | 0 | 4 | 5 |
| 97-98 | 2 | 1 | 1 | 0 | - | 2 | 7 | 8 | 1 | 1 | 0 | 0 | - | 2 | 3 | 2 | 1 | 0 | 1 | 0 | - | 0 | 4 | 6 |
| 98-99 | 2 | 1 | 1 | 0 | - | 2 | 1 | 1 | 1 | 1 | 0 | 0 | - | 2 | 1 | 0 | 1 | 0 | 1 | 0 | - | 0 | 0 | 1 |
| 99-00 | 2 | 0 | 2 | 0 | 0 | 0 | 3 | 12 | 1 | 0 | 1 | 0 | 0 | 0 | 1 | 7 | 1 | 0 | 1 | 0 | 0 | 0 | 2 | 5 |
| 00-01 | 2 | 1 | 1 | 0 | 0 | 2 | 4 | 5 | 1 | 0 | 1 | 0 | 0 | 0 | 0 | 2 | 1 | 1 | 0 | 0 | 0 | 2 | 4 | 3 |
| 01-02 | 2 | 1 | 1 | 0 | 0 | 2 | 5 | 3 | 1 | 1 | 0 | 0 | 0 | 2 | 4 | 1 | 1 | 0 | 1 | 0 | 0 | 0 | 1 | 2 |
| 02-03 | 1 | 0 | 1 | 0 | 0 | 0 | 0 | 3 | 0 | 0 | 0 | 0 | 0 | 0 | 0 | 0 | 1 | 0 | 1 | 0 | 0 | 0 | 0 | 3 |
| 03-04 | 1 | 0 | 1 | 0 | 0 | 0 | 2 | 4 | 1 | 0 | 1 | 0 | 0 | 0 | 2 | 4 | 0 | 0 | 0 | 0 | 0 | 0 | 0 | 0 |
| 05-06 | 1 | 1 | 0 | - | 0 | 2 | 3 | 2 | 0 | 0 | 0 | - | 0 | 0 | 0 | 0 | 1 | 1 | 0 | - | 0 | 2 | 3 | 2 |
| 06-07 | 1 | 0 | 1 | - | 0 | 0 | 1 | 6 | 1 | 0 | 1 | - | 0 | 0 | 1 | 6 | 0 | 0 | 0 | - | 0 | 0 | 0 | 0 |
| 07-08 | Teams did not meet in 2007-08 | | | | | | | | | | | | | | | | | | | | | | | |
| 08-09 | 1 | 1 | 0 | - | 0 | 2 | 6 | 4 | 0 | 0 | 0 | - | 0 | 0 | 0 | 0 | 1 | 1 | 0 | - | 0 | 2 | 6 | 4 |
| 09-10 | 1 | 1 | 0 | - | 0 | 2 | 5 | 1 | 1 | 1 | 0 | - | 0 | 2 | 5 | 1 | 0 | 0 | 0 | - | 0 | 0 | 0 | 0 |
| 10-11 | 2 | 1 | 0 | - | 1 | 3 | 8 | 8 | 1 | 0 | 0 | - | 1 | 1 | 1 | 2 | 1 | 1 | 0 | - | 0 | 2 | 7 | 6 |
| 11-12 | 1 | 1 | 0 | - | 0 | 2 | 5 | 4 | 1 | 1 | 0 | - | 0 | 2 | 5 | 4 | 0 | 0 | 0 | - | 0 | 0 | 0 | 0 |
| 12-13 | Teams did not meet in 2012-13 | | | | | | | | | | | | | | | | | | | | | | | |
| 13-14 | 2 | 1 | 1 | - | 0 | 2 | 5 | 5 | 1 | 0 | 1 | - | 0 | 0 | 2 | 3 | 1 | 1 | 0 | - | 0 | 2 | 3 | 2 |
| 14-15 | 2 | 2 | 0 | - | 0 | 4 | 7 | 5 | 1 | 1 | 0 | - | 0 | 2 | 2 | 2 | 1 | 1 | 0 | - | 0 | 2 | 5 | 3 |
| 15-16 | 2 | 1 | 1 | - | 0 | 2 | 1 | 3 | 1 | 0 | 1 | - | 0 | 0 | 0 | 2 | 1 | 1 | 0 | - | 0 | 2 | 1 | 1 |
| 16-17 | 2 | 1 | 1 | - | 0 | 2 | 8 | 9 | 1 | 1 | 0 | - | 0 | 2 | 6 | 4 | 1 | 0 | 1 | - | 0 | 0 | 2 | 5 |
| 17-18 | 2 | 1 | 1 | - | 0 | 2 | 3 | 6 | 1 | 1 | 0 | - | 0 | 2 | 3 | 2 | 1 | 0 | 1 | - | 0 | 0 | 0 | 4 |
| Totals | 35 | 17 | 16 | 1 | 1 | 36 | 90 | 104 | 18 | 9 | 8 | 0 | 1 | 19 | 41 | 48 | 17 | 8 | 8 | 1 | 0 | 17 | 49 | 56 |

SERIES INFORMATION

| | Overall | at Washington | at Anaheim |
|----------------------------|----------------------|-------------------------------|-------------------------------|
| All-Time Series (W-L-T-OT) | WSH leads, 17-16-1-1 | Series tied, 9-8-0-1 | Series tied, 8-8-1-0 |
| Current Streak | 1 ANA win (3/6/18) | 2 WSH wins (2/11/17-12/16/17) | 2 ANA wins (3/12/17-3/6/2018) |
| Last Washington Win | 12/16/17 (3-2) | 12/16/17 (3-2) | 3/7/16 (2-1 SO) |
| Last Anaheim Win | 3/6/18 (0-4) | 4/10/16 (0-2) | 3/6/18 (0-4) |
| Last Tie | 11/29/95 (2-2) | None | 11/29/95 (2-2) |
| Last Overtime Game | 3/7/16 (W, 2-1 SO) | 2/6/15 (W, 3-2 SO) | 3/7/16 (W, 2-1 SO) |
| Overtime Record | 4-1-1 | 2-1-0 | 2-0-1 |
| Last 10 Games (W-L-T-OT) | 6-4-0 | 5-4-1 | 6-4-0 |
| Longest Unbeaten Streak | 4 (3/18/14-3/7/16) | 2 (two times) | 6 (1/13/06-3/7/16) |
| Longest Winning Streak | 4 (3/18/14-3/7/16) | 2 (two times) | 6 (1/13/06-3/7/16) |
| Longest Winless Streak | 5 (11/29/95-2/28/97) | 2 (three times) | 5 (11/29/95-10/28/99) |
| Longest Losing Streak | 4 (12/13/96-2/28/97) | 2 (three times) | 4 (12/13/96-10/28/99) |
| Washington Shutouts (Last) | 2 (10/10/98) | 2 (10/10/98) | None |
| Anaheim Shutouts (Last) | 5 (3/6/18) | 2 (4/10/16) | 3 (3/6/11) |
| Last Washington Hat Trick | A. Semin (2/16/11) | None | A. Semin (2/16/11) |
| Last Anaheim Hat Trick | None | None | None |
| Most Washington Goals | 7 (2/16/11) | 6 (2/11/17) | 7 (11/19/08) |
| Most Anaheim Goals | 7 (10/19/99) | 7 (10/19/99) | 6 (two times) |



Anaheim Ducks

2017-18 WASHINGTON CAPITALS VS. ANAHEIM DUCKS

CAPITALS TIED SEASON SERIES, 1-1-0 • ANAHEIM 1-1-0

| | | | | | |
|----------------|--------------|-----------------|---------------|-----------------------------|----------------|
| ANAHEIM | DUCKS | CAPITALS | ATTEND | GOALTENDERS | W. GOAL |
| MAR 6, 2018 | 4 | 0 | 15,910 | JOHN GIBSON / BRADEN HOLTBY | ADAM HENRIQUE |

| | | | | | |
|-------------------|--------------|-----------------|---------------|-----------------------------|----------------|
| WASHINGTON | DUCKS | CAPITALS | ATTEND | GOALTENDERS | W. GOAL |
| DEC 16, 2017 | 2 | 3 | 18,506 | BRADEN HOLTBY / JOHN GIBSON | ALEX OVECHKIN |

| CAPITALS | | | | | | | | | | | | | DUCKS | | | | | | | | | | | | |
|---------------------|---|---|---|-----|-----|----|----|----|----|---|---|------|---------------------|---|---|-----|-----|----|----|----|----|---|---|---|------|
| GP | G | A | P | +/- | PIM | PP | SH | GW | EN | S | % | GP | G | A | P | +/- | PIM | PP | SH | GW | EN | S | % | | |
| ALEX OVECHKIN | 2 | 1 | 1 | 2 | 0 | 0 | 0 | 0 | 1 | 0 | 6 | 16.7 | SAMI VATANEN | 2 | 0 | 4 | 4 | 2 | 2 | 0 | 0 | 0 | 0 | 3 | 0.0 |
| NICKLAS BACKSTROM | 2 | 1 | 0 | 1 | 0 | 0 | 0 | 0 | 0 | 0 | 8 | 12.5 | RYAN GETZLAF | 2 | 0 | 3 | 3 | 0 | 2 | 0 | 0 | 0 | 0 | 2 | 0.0 |
| EVGENY KUZNETSOV | 2 | 1 | 0 | 1 | 0 | 0 | 0 | 0 | 0 | 0 | 4 | 25.0 | JOSH MANSON | 2 | 0 | 3 | 3 | 1 | 0 | 0 | 0 | 0 | 0 | 3 | 0.0 |
| JAKUB VRANA | 2 | 0 | 1 | 1 | 0 | 0 | 0 | 0 | 0 | 0 | 4 | 0.0 | LOGAN SHAW | 3 | 0 | 3 | 3 | 2 | 2 | 0 | 0 | 0 | 0 | 2 | 0.0 |
| TOM WILSON | 2 | 0 | 1 | 1 | 1 | 9 | 0 | 0 | 0 | 0 | 7 | 0.0 | ADAM HENRIQUE | 3 | 1 | 1 | 2 | -1 | 0 | 1 | 0 | 1 | 0 | 2 | 50.0 |
| JOHN CARLSON | 2 | 0 | 1 | 1 | -1 | 0 | 0 | 0 | 0 | 0 | 3 | 0.0 | JAKOB SILFVERBERG | 2 | 1 | 1 | 2 | 0 | 0 | 1 | 0 | 0 | 0 | 4 | 25.0 |
| MATT NISKANEN | 2 | 0 | 0 | 0 | 1 | 0 | 0 | 0 | 0 | 0 | 1 | 0.0 | RICKARD RAKELL | 2 | 1 | 1 | 2 | -1 | 0 | 0 | 0 | 0 | 0 | 8 | 12.5 |
| MICHAL KEMPNY | 2 | 0 | 0 | 0 | -2 | 0 | 0 | 0 | 0 | 0 | 4 | 0.0 | NICK RITCHIE | 1 | 1 | 0 | 1 | 1 | 2 | 0 | 0 | 0 | 1 | 2 | 50.0 |
| DMITRY ORLOV | 2 | 0 | 0 | 0 | 1 | 0 | 0 | 0 | 0 | 0 | 2 | 0.0 | DEREK GRANT | 2 | 1 | 0 | 1 | 1 | 0 | 0 | 0 | 0 | 0 | 3 | 33.3 |
| BRETT CONNOLLY | 2 | 0 | 0 | 0 | -1 | 0 | 0 | 0 | 0 | 0 | 1 | 0.0 | HAMPUS LINDHOLM | 2 | 1 | 0 | 1 | 1 | 0 | 0 | 0 | 0 | 0 | 4 | 25.0 |
| CHANDLER STEPHENSON | 2 | 0 | 0 | 0 | -1 | 0 | 0 | 0 | 0 | 0 | 0 | 0.0 | KEVIN BIEKSA | 2 | 0 | 1 | 1 | 0 | 7 | 0 | 0 | 0 | 0 | 0 | 0.0 |
| LARS ELLER | 2 | 0 | 0 | 0 | 0 | 0 | 0 | 0 | 0 | 0 | 4 | 0.0 | CAM FOWLER | 2 | 0 | 1 | 1 | 1 | 0 | 0 | 0 | 0 | 0 | 4 | 0.0 |
| MADISON BOWEY | 1 | 0 | 0 | 0 | 0 | 0 | 0 | 0 | 0 | 0 | 0 | 0.0 | JASON CHIMERA | 3 | 0 | 1 | 1 | 0 | 2 | 0 | 0 | 0 | 0 | 1 | 0.0 |
| DEVANTE SMITH-PELLY | 2 | 0 | 0 | 0 | -2 | 0 | 0 | 0 | 0 | 0 | 1 | 0.0 | KORBINIAN HOLZER | 0 | 0 | 0 | 0 | 0 | 0 | 0 | 0 | 0 | 0 | 0 | 0.0 |
| CHRISTIAN DJOOS | 2 | 0 | 0 | 0 | -1 | 0 | 0 | 0 | 0 | 0 | 4 | 0.0 | ANDREW COGLIANO | 2 | 0 | 0 | 0 | 0 | 0 | 0 | 0 | 0 | 0 | 3 | 0.0 |
| ALEX CHIASSON | 1 | 0 | 0 | 0 | 0 | 0 | 0 | 0 | 0 | 0 | 2 | 0.0 | COREY PERRY | 1 | 0 | 0 | 0 | 1 | 2 | 0 | 0 | 0 | 0 | 2 | 0.0 |
| TAYLOR CHORNEY | 0 | 0 | 0 | 0 | 0 | 0 | 0 | 0 | 0 | 0 | 0 | 0.0 | RYAN KESLER | 1 | 0 | 0 | 0 | 1 | 0 | 0 | 0 | 0 | 0 | 1 | 0.0 |
| BROOKS ORPIK | 2 | 0 | 0 | 0 | -1 | 0 | 0 | 0 | 0 | 0 | 3 | 0.0 | CHRIS WAGNER | 1 | 0 | 0 | 0 | 0 | 0 | 0 | 0 | 0 | 0 | 1 | 0.0 |
| ANDRE BURAKOVSKY | 2 | 0 | 0 | 0 | -1 | 2 | 0 | 0 | 0 | 0 | 5 | 0.0 | CHRIS KELLY | 1 | 0 | 0 | 0 | 0 | 0 | 0 | 0 | 0 | 0 | 0 | 0.0 |
| T.J. OSHIE | 1 | 0 | 0 | 0 | -1 | 0 | 0 | 0 | 0 | 0 | 2 | 0.0 | DENNIS RASMUSSEN | 1 | 0 | 0 | 0 | 1 | 0 | 0 | 0 | 0 | 0 | 0 | 0.0 |
| JAY BEAGLE | 2 | 0 | 0 | 0 | -1 | 0 | 0 | 0 | 0 | 0 | 4 | 0.0 | FRANCOIS BEAUCHEMIN | 1 | 0 | 0 | 0 | 0 | 0 | 0 | 0 | 0 | 0 | 2 | 0.0 |
| | | | | | | | | | | | | | ONDREJ KASE | 2 | 0 | 0 | 0 | 1 | 0 | 0 | 0 | 0 | 0 | 2 | 0.0 |
| | | | | | | | | | | | | | BRANDON MONTOUR | 2 | 0 | 0 | 0 | 0 | 0 | 0 | 0 | 0 | 0 | 1 | 0.0 |
| | | | | | | | | | | | | | JARED BOLL | 0 | 0 | 0 | 0 | 0 | 0 | 0 | 0 | 0 | 0 | 0 | 0.0 |
| | | | | | | | | | | | | | ANTOINE VERMETTE | 1 | 0 | 0 | 0 | 0 | 0 | 0 | 0 | 0 | 0 | 1 | 0.0 |
| | | | | | | | | | | | | | KEVIN ROY | 1 | 0 | 0 | 0 | -1 | 0 | 0 | 0 | 0 | 0 | 1 | 0.0 |
| | | | | | | | | | | | | | MARCUS PETTERSSON | 1 | 0 | 0 | 0 | 0 | 0 | 0 | 0 | 0 | 0 | 1 | 0.0 |
| | | | | | | | | | | | | | J.T. BROWN | 0 | 0 | 0 | 0 | 0 | 0 | 0 | 0 | 0 | 0 | 0 | 0.0 |
| | | | | | | | | | | | | | ANDY WELINSKI | 0 | 0 | 0 | 0 | 0 | 0 | 0 | 0 | 0 | 0 | 0 | 0.0 |

| GOALTENDERS | | | | | | | | | | | | GOALTENDERS | | | | | | | | | | | |
|--------------------|-----|----|-----|------|---|---|----|----|-----|-------|-------------|--------------------|-----|----|------|---|----|----|-----|----|------|--|--|
| GP | MIN | GA | GAA | SO | W | L | OT | SA | SV% | GP | MIN | GA | GAA | SO | W | L | OT | SA | SV% | | | | |
| BRADEN HOLTBY | 2 | 88 | 5 | 3.43 | 0 | 1 | 1 | 0 | 39 | .872 | JOHN GIBSON | 2 | 122 | 3 | 1.48 | 1 | 1 | 0 | 1 | 63 | .952 | | |
| PHILIPP GRUBAUER | 1 | 33 | 0 | .00 | 0 | 0 | 0 | 0 | 8 | 1.000 | | | | | | | | | | | | | |

POWER PLAY: 0 - 3 (0%)

PENALTY KILLING: 0 - 2 (0%)

POWER PLAY: 2 - 2 (100%)

PENALTY KILLING: 3 - 3 (100%)



Boston Bruins

CLUB INFORMATION

Founded.....1924-25
Home Arena.....TD Garden (17,565)
Stanley Cups.....6 (most recent, 2011)
General Manager.....Don Sweeney
Head Coach.....Bruce Cassidy
Assistant Coaches.....Joe Sacco, Jay Pandolfo, Kevin Dean
Vice President of Communications.....Matthew Chmura
 2017-18 Record.....50-20-12 (112 points)
 2017-18 Finish.....2nd, Atlantic Division
 2016-17 Playoffs.....E. Conference quarterfinals (def. by OTT, 4-2)

TD Garden
 100 Legends Way
 Boston, MA 02114
 617.624.2327
 Fax: 617.523.7184
 @NHLBruins



2017-18 MEETINGS

Nov. 4 at Boston: W, 3-2
 Dec. 14 at Boston: W, 5-3
 Dec. 28 at Washington: W, 4-3 (SO)

ALL-TIME SERIES HISTORY

| YEAR | GP | W | L | T | OT | PTS | GF | GA | HOME | | | | AWAY | | | | | | | | | | | |
|---------------|------------|-----------|-----------|-----------|----------|------------|------------|------------|-----------|-----------|-----------|-----------|----------|-----------|------------|------------|-----------|-----------|-----------|----------|----------|-----------|------------|------------|
| | | | | | | | | | GP | W | L | T | OT | PTS | GF | GA | GP | W | L | T | OT | PTS | GF | GA |
| 74-75 | 5 | 0 | 4 | 1 | - | 1 | 10 | 41 | 2 | 0 | 1 | 1 | - | 1 | 3 | 11 | 3 | 0 | 3 | 0 | - | 0 | 7 | 30 |
| 75-76 | 5 | 0 | 4 | 1 | - | 1 | 14 | 20 | 3 | 0 | 2 | 1 | - | 1 | 9 | 13 | 2 | 0 | 2 | 0 | - | 0 | 5 | 7 |
| 76-77 | 5 | 0 | 4 | 1 | - | 1 | 12 | 20 | 2 | 0 | 2 | 1 | - | 0 | 3 | 7 | 3 | 0 | 2 | 1 | - | 1 | 9 | 13 |
| 77-78 | 5 | 0 | 4 | 1 | - | 1 | 10 | 25 | 3 | 0 | 2 | 1 | - | 1 | 9 | 15 | 2 | 0 | 2 | 0 | - | 0 | 1 | 10 |
| 78-79 | 4 | 0 | 3 | 1 | - | 1 | 10 | 20 | 2 | 0 | 1 | 1 | - | 1 | 6 | 9 | 2 | 0 | 2 | 0 | - | 0 | 4 | 11 |
| 79-80 | 4 | 1 | 2 | 1 | - | 3 | 13 | 15 | 2 | 1 | 1 | 0 | - | 2 | 8 | 9 | 2 | 0 | 1 | 1 | - | 1 | 5 | 6 |
| 80-81 | 4 | 1 | 2 | 1 | - | 3 | 9 | 18 | 2 | 0 | 1 | 1 | - | 1 | 3 | 9 | 2 | 1 | 1 | 0 | - | 2 | 6 | 9 |
| 81-82 | 3 | 0 | 3 | 0 | - | 0 | 8 | 16 | 1 | 0 | 1 | 0 | - | 0 | 4 | 7 | 2 | 0 | 2 | 0 | - | 0 | 4 | 9 |
| 82-83 | 3 | 3 | 0 | 0 | - | 6 | 12 | 8 | 2 | 2 | 0 | 0 | - | 4 | 10 | 7 | 1 | 1 | 0 | 0 | - | 2 | 2 | 1 |
| 83-84 | 3 | 1 | 2 | 0 | - | 2 | 5 | 9 | 1 | 0 | 1 | 0 | - | 0 | 1 | 4 | 2 | 1 | 1 | 0 | - | 2 | 4 | 5 |
| 84-85 | 3 | 2 | 1 | 0 | - | 4 | 12 | 8 | 2 | 1 | 1 | 0 | - | 2 | 7 | 4 | 1 | 1 | 0 | 0 | - | 2 | 5 | 4 |
| 85-86 | 3 | 2 | 0 | 1 | - | 5 | 10 | 6 | 2 | 1 | 0 | 0 | - | 2 | 6 | 3 | 2 | 1 | 0 | 1 | - | 3 | 4 | 3 |
| 86-87 | 3 | 1 | 1 | 1 | - | 3 | 8 | 8 | 2 | 1 | 0 | 1 | - | 3 | 6 | 5 | 1 | 0 | 1 | 0 | - | 0 | 2 | 3 |
| 87-88 | 3 | 2 | 1 | 0 | - | 4 | 10 | 5 | 1 | 1 | 0 | 0 | - | 2 | 4 | 1 | 2 | 1 | 1 | 0 | - | 2 | 6 | 4 |
| 88-89 | 3 | 1 | 1 | 1 | - | 3 | 11 | 7 | 2 | 0 | 1 | 1 | - | 1 | 4 | 5 | 1 | 1 | 0 | 0 | - | 2 | 7 | 2 |
| 89-90 | 3 | 1 | 2 | 0 | - | 2 | 13 | 13 | 1 | 0 | 1 | 0 | - | 0 | 3 | 5 | 2 | 1 | 1 | 0 | - | 2 | 10 | 8 |
| 90-91 | 3 | 1 | 1 | 1 | - | 3 | 11 | 11 | 2 | 0 | 1 | 1 | - | 1 | 6 | 8 | 1 | 1 | 0 | 0 | - | 2 | 5 | 3 |
| 91-92 | 3 | 1 | 1 | 1 | - | 3 | 12 | 12 | 2 | 1 | 1 | 0 | - | 2 | 7 | 7 | 1 | 0 | 0 | 1 | - | 1 | 5 | 5 |
| 92-93 | 3 | 1 | 2 | 0 | - | 2 | 13 | 11 | 1 | 1 | 0 | 0 | - | 2 | 6 | 2 | 2 | 0 | 2 | 0 | - | 0 | 7 | 9 |
| 93-94 | 4 | 0 | 4 | 0 | - | 0 | 10 | 23 | 2 | 0 | 2 | 0 | - | 0 | 5 | 9 | 2 | 0 | 2 | 0 | - | 0 | 5 | 14 |
| 94-95 | 3 | 2 | 0 | 1 | - | 5 | 6 | 3 | 1 | 1 | 0 | 0 | - | 2 | 2 | 1 | 2 | 1 | 0 | 1 | - | 3 | 4 | 2 |
| 95-96 | 4 | 2 | 2 | 0 | - | 4 | 11 | 11 | 2 | 0 | 2 | 0 | - | 0 | 5 | 9 | 2 | 2 | 0 | 0 | - | 4 | 6 | 2 |
| 96-97 | 4 | 1 | 1 | 2 | - | 4 | 11 | 11 | 2 | 0 | 0 | 2 | - | 2 | 5 | 5 | 2 | 1 | 1 | 0 | - | 2 | 6 | 6 |
| 97-98 | 4 | 1 | 2 | 1 | - | 3 | 5 | 7 | 2 | 1 | 1 | 0 | - | 2 | 4 | 4 | 2 | 0 | 1 | 1 | - | 1 | 1 | 3 |
| 98-99 | 4 | 1 | 3 | 0 | - | 2 | 13 | 14 | 2 | 1 | 1 | 0 | - | 2 | 6 | 5 | 2 | 0 | 2 | 0 | - | 0 | 7 | 9 |
| 99-00 | 4 | 1 | 1 | 2 | 0 | 4 | 7 | 7 | 2 | 0 | 1 | 1 | 0 | 1 | 2 | 5 | 2 | 1 | 0 | 1 | 0 | 3 | 5 | 2 |
| 00-01 | 4 | 2 | 1 | 1 | 0 | 5 | 7 | 7 | 2 | 1 | 0 | 1 | 0 | 3 | 4 | 3 | 2 | 1 | 1 | 0 | 0 | 2 | 3 | 4 |
| 01-02 | 4 | 2 | 2 | 0 | 0 | 4 | 7 | 12 | 2 | 2 | 0 | 0 | 0 | 4 | 3 | 1 | 2 | 0 | 2 | 0 | 0 | 0 | 4 | 11 |
| 02-03 | 4 | 1 | 1 | 1 | 1 | 4 | 14 | 18 | 2 | 1 | 1 | 0 | 0 | 2 | 7 | 10 | 2 | 0 | 0 | 1 | 1 | 2 | 7 | 8 |
| 03-04 | 4 | 1 | 2 | 1 | 0 | 3 | 12 | 14 | 2 | 1 | 1 | 0 | 0 | 2 | 7 | 8 | 2 | 0 | 1 | 1 | 0 | 1 | 5 | 6 |
| 05-06 | 4 | 1 | 2 | - | 1 | 3 | 9 | 11 | 2 | 0 | 1 | - | 1 | 1 | 5 | 7 | 2 | 1 | 1 | - | 0 | 2 | 4 | 4 |
| 06-07 | 4 | 0 | 0 | - | 4 | 4 | 9 | 10 | 2 | 0 | 0 | - | 2 | 2 | 4 | 4 | 2 | 0 | 0 | - | 2 | 2 | 5 | 6 |
| 07-08 | 4 | 2 | 2 | - | 0 | 4 | 12 | 7 | 2 | 2 | 0 | - | 0 | 4 | 11 | 3 | 2 | 0 | 2 | - | 0 | 0 | 1 | 4 |
| 08-09 | 4 | 3 | 0 | - | 1 | 7 | 11 | 8 | 2 | 2 | 0 | - | 0 | 4 | 5 | 2 | 2 | 1 | 0 | - | 1 | 3 | 6 | 6 |
| 09-10 | 4 | 3 | 0 | - | 1 | 7 | 14 | 7 | 2 | 1 | 0 | - | 1 | 3 | 6 | 5 | 2 | 2 | 0 | - | 0 | 4 | 8 | 2 |
| 10-11 | 4 | 1 | 3 | - | 0 | 2 | 9 | 13 | 2 | 1 | 1 | - | 0 | 2 | 6 | 6 | 2 | 0 | 2 | - | 0 | 0 | 3 | 7 |
| 11-12 | 4 | 3 | 1 | - | 0 | 6 | 12 | 12 | 2 | 1 | 1 | - | 0 | 2 | 6 | 7 | 2 | 2 | 0 | - | 0 | 4 | 6 | 5 |
| 12-13 | 3 | 2 | 1 | - | 0 | 4 | 8 | 9 | 2 | 2 | 0 | - | 0 | 4 | 7 | 5 | 1 | 0 | 1 | - | 0 | 0 | 1 | 4 |
| 13-14 | 3 | 1 | 2 | - | 0 | 2 | 6 | 9 | 1 | 0 | 1 | - | 0 | 0 | 2 | 4 | 2 | 1 | 1 | - | 0 | 2 | 4 | 5 |
| 14-15 | 3 | 3 | 0 | - | 0 | 6 | 9 | 0 | 2 | 2 | 0 | - | 0 | 4 | 5 | 0 | 1 | 1 | 0 | - | 0 | 2 | 4 | 0 |
| 15-16 | 3 | 3 | 0 | - | 0 | 6 | 9 | 4 | 1 | 1 | 0 | - | 0 | 2 | 4 | 1 | 2 | 2 | 0 | - | 0 | 4 | 5 | 3 |
| 16-17 | 3 | 3 | 0 | - | 0 | 6 | 12 | 7 | 2 | 2 | 0 | - | 0 | 4 | 9 | 6 | 1 | 1 | 0 | - | 0 | 2 | 3 | 1 |
| 17-18 | 3 | 3 | 0 | - | 0 | 6 | 11 | 8 | 1 | 1 | 0 | - | 0 | 2 | 3 | 3 | 2 | 2 | 0 | - | 0 | 4 | 8 | 5 |
| Totals | 157 | 60 | 68 | 21 | 8 | 149 | 437 | 505 | 78 | 32 | 30 | 12 | 4 | 80 | 228 | 244 | 79 | 28 | 38 | 9 | 4 | 69 | 209 | 261 |

SERIES INFORMATION

| | Overall | at Washington | at Boston |
|----------------------------|---------------------------------|-------------------------------|--------------------------------|
| All-Time Series (W-L-T-OT) | WSH trails, 60-68-21-8 | WSH leads, 32-30-12-4 | WSH trails, 28-38-9-4 |
| Current Streak | 12 WSH wins (10/11/14-12/28/17) | 6 WSH wins (3/15/15-12/28/17) | 5 WSH wins (10/11/14-12/14/17) |
| Last Washington Win | 12/28/17 (4-3, SO) | 12/28/17 (4-3, SO) | 12/14/17 (5-3) |
| Last Boston Win | 3/29/14 (2-4) | 3/29/14 (2-4) | 3/6/14 (0-3) |
| Last Tie | 4/1/04 (3-3) | 1/20/03 (3-3) | 4/1/04 (3-3) |
| Last Overtime Game | 12/28/17 (W, 4-3, SO) | 12/28/17 (W, 4-3, SO) | 3/5/16 (W, 2-1 OT) |
| Overtime Record | 12-11-14 | 7-4-7 | 5-7-7 |
| Last 10 Games (W-L-OT) | 10-0-0 | 8-2-0 | 8-2-0 |
| Longest Unbeaten Streak | 12 (10/11/14-12/28/17) | 6 (3/15/15-12/28/17) | 5 (10/11/14-12/14/17) |
| Longest Winning Streak | 12 (10/11/14-12/28/17) | 6 (3/15/15-12/28/17) | 5 (10/11/14-12/14/17) |
| Longest Winless Streak | 26 (11/7/74-11/15/79) | 13 (1/7/75-10/13/79) | 15 (11/7/74-12/7/80) |
| Longest Losing Streak | 6 (two times) | 5 (12/29/03-2/6/07) | 6 (two times) |
| Washington Shutouts (Last) | 8 (4/8/15) | 3 (4/8/15) | 5 (10/11/14) |
| Boston Shutouts (Last) | 8 (3/6/14) | 3 (2/25/00) | 5 (3/6/14) |
| Last Washington Hat Trick | M. Perreault (1/24/12) | M. Perreault (1/24/12) | C. Clark (3/15/07) |
| Last Boston Hat Trick | C. Neely (1/2/94) | R. Middleton (12/23/81) | C. Neely (1/2/94) |
| Most Washington Goals | 10 (3/3/08) | 10 (3/3/08) | 7 (two times) |
| Most Boston Goals | 12 (12/14/74) | 8 (3/4/75) | 12 (12/14/74) |



Boston Bruins

2017-18 WASHINGTON CAPITALS VS. BOSTON BRUINS

CAPITALS WON SEASON SERIES, 3-0-0 • BOSTON 0-2-1

| BOSTON | BRUINS | CAPITALS | ATTEND | GOALTENDERS | W. GOAL |
|--------------|--------|----------|--------|--------------------------------|---------------|
| NOV 4, 2017 | 2 | 3 | 17,565 | BRADEN HOLTBY / TUUKKA RASK | TOM WILSON |
| DEC 14, 2017 | 3 | 5 | 17,565 | BRADEN HOLTBY / ANTON KHUDOBIN | ALEX CHIASSON |
| WASHINGTON | BRUINS | CAPITALS | ATTEND | GOALTENDERS | W. GOAL |
| DEC 28, 2017 | 3 | 4 | 18,506 | BRADEN HOLTBY / ANTON KHUDOBIN | ALEX OVECHKIN |

| CAPITALS | GP | G | A | P | +/- | PIM | PPG | SH | GW | EN | S | % | BRUINS | GP | G | A | P | +/- | PIM | PPG | SH | GW | EN | S | % |
|---------------------|----|-----|----|------|-----|-----|-----|----|-----|------|----------------|-------|------------------|----|------|----|---|-----|-----|-----|------|----|----|----|------|
| ALEX OVECHKIN | 3 | 3 | 1 | 4 | 2 | 0 | 1 | 0 | 0 | 1 | 12 | 25.0 | DANTON HEINEN | 3 | 0 | 4 | 4 | -1 | 0 | 0 | 0 | 0 | 0 | 6 | 0.0 |
| TOM WILSON | 3 | 2 | 1 | 3 | 5 | 12 | 0 | 0 | 1 | 0 | 5 | 40.0 | PATRICE BERGERON | 3 | 2 | 1 | 3 | -2 | 2 | 2 | 0 | 0 | 0 | 11 | 18.2 |
| LARS ELLER | 3 | 1 | 2 | 3 | 3 | 2 | 0 | 0 | 0 | 0 | 10 | 10.0 | DAVID PASTRNAK | 3 | 2 | 1 | 3 | -3 | 0 | 1 | 0 | 0 | 0 | 12 | 16.7 |
| EVGENY KUZNETSOV | 3 | 0 | 3 | 3 | 1 | 0 | 0 | 0 | 0 | 0 | 6 | 0.0 | DAVID BACKES | 2 | 2 | 0 | 2 | 0 | 0 | 0 | 0 | 0 | 0 | 8 | 25.0 |
| ALEX CHIASSON | 3 | 2 | 0 | 2 | 1 | 0 | 0 | 1 | 1 | 0 | 6 | 33.3 | TOREY KRUG | 3 | 0 | 2 | 2 | -3 | 2 | 0 | 0 | 0 | 0 | 8 | 0.0 |
| MATT NISKANEN | 2 | 0 | 2 | 2 | 2 | 0 | 0 | 0 | 0 | 0 | 3 | 0.0 | BRAD MARCHAND | 3 | 0 | 2 | 2 | -2 | 12 | 0 | 0 | 0 | 0 | 11 | 0.0 |
| JOHN CARLSON | 3 | 0 | 2 | 2 | 1 | 0 | 0 | 0 | 0 | 0 | 5 | 0.0 | JAKE DEBRUSK | 3 | 0 | 2 | 2 | -1 | 0 | 0 | 0 | 0 | 0 | 10 | 0.0 |
| BRETT CONNOLLY | 2 | 1 | 0 | 1 | 1 | 2 | 0 | 0 | 0 | 0 | 1 | 100.0 | RYAN SPOONER | 3 | 1 | 0 | 1 | 0 | 0 | 0 | 0 | 0 | 0 | 5 | 20.0 |
| JAKUB VRANA | 3 | 1 | 0 | 1 | 1 | 2 | 0 | 0 | 0 | 0 | 5 | 20.0 | DAVID KREJCI | 1 | 1 | 0 | 1 | -2 | 0 | 0 | 0 | 0 | 0 | 7 | 14.3 |
| NICKLAS BACKSTROM | 3 | 1 | 0 | 1 | 1 | 2 | 1 | 0 | 0 | 0 | 3 | 33.3 | NOEL ACCIARI | 2 | 1 | 0 | 1 | 1 | 0 | 0 | 0 | 0 | 0 | 4 | 25.0 |
| JAKUB JERABEK | 3 | 1 | 0 | 1 | -2 | 0 | 0 | 0 | 0 | 0 | 5 | 20.0 | RILEY NASH | 3 | 0 | 1 | 1 | 0 | 0 | 0 | 0 | 0 | 0 | 4 | 0.0 |
| DMITRY ORLOV | 3 | 0 | 1 | 1 | 3 | 4 | 0 | 0 | 0 | 0 | 5 | 0.0 | ROB O'GARA | 2 | 0 | 1 | 1 | 2 | 0 | 0 | 0 | 0 | 0 | 2 | 0.0 |
| CHANDLER STEPHENSON | 2 | 0 | 1 | 1 | 1 | 2 | 0 | 0 | 0 | 0 | 0 | 0.0 | SEAN KURALY | 3 | 0 | 1 | 1 | -1 | 9 | 0 | 0 | 0 | 0 | 2 | 0.0 |
| MADISON BOWEY | 3 | 0 | 1 | 1 | 2 | 0 | 0 | 0 | 0 | 0 | 3 | 0.0 | CHARLIE MCAVOY | 3 | 0 | 1 | 1 | 0 | 4 | 0 | 0 | 0 | 0 | 2 | 0.0 |
| CHRISTIAN DJOOS | 3 | 0 | 1 | 1 | 2 | 2 | 0 | 0 | 0 | 0 | 0 | 0.0 | ANDERS BJORK | 3 | 0 | 0 | 0 | -1 | 2 | 0 | 0 | 0 | 0 | 0 | 0.0 |
| BROOKS ORPIK | 3 | 0 | 1 | 1 | -2 | 11 | 0 | 0 | 0 | 0 | 2 | 0.0 | PAUL POSTMA | 1 | 0 | 0 | 0 | -1 | 0 | 0 | 0 | 0 | 0 | 0 | 0.0 |
| DEVANTE SMITH-PELLY | 3 | 0 | 0 | 0 | -1 | 2 | 0 | 0 | 0 | 0 | 3 | 0.0 | JORDAN SZWARZ | 1 | 0 | 0 | 0 | -1 | 0 | 0 | 0 | 0 | 0 | 1 | 0.0 |
| TAYLOR CHORNEY | 1 | 0 | 0 | 0 | 0 | 0 | 0 | 0 | 0 | 0 | 0 | 0.0 | BRANDON CARLO | 3 | 0 | 0 | 0 | -2 | 0 | 0 | 0 | 0 | 0 | 0 | 0.0 |
| AARON NESS | 0 | 0 | 0 | 0 | 0 | 0 | 0 | 0 | 0 | 0 | 0 | 0.0 | AUSTIN CZARNIK | 1 | 0 | 0 | 0 | -1 | 0 | 0 | 0 | 0 | 0 | 1 | 0.0 |
| ANDRE BURAKOVSKY | 2 | 0 | 0 | 0 | -1 | 0 | 0 | 0 | 0 | 0 | 4 | 0.0 | ZDENO CHARA | 3 | 0 | 0 | 0 | -1 | 0 | 0 | 0 | 0 | 0 | 3 | 0.0 |
| T.J. OSHIE | 2 | 0 | 0 | 0 | -2 | 4 | 0 | 0 | 0 | 0 | 8 | 0.0 | MATT BELESKEY | 1 | 0 | 0 | 0 | -1 | 0 | 0 | 0 | 0 | 0 | 3 | 0.0 |
| NATHAN WALKER | 0 | 0 | 0 | 0 | 0 | 0 | 0 | 0 | 0 | 0 | 0 | 0.0 | NICK HOLDEN | 2 | 0 | 0 | 0 | 0 | 0 | 0 | 0 | 0 | 0 | 1 | 0.0 |
| JAY BEAGLE | 3 | 0 | 0 | 0 | -1 | 0 | 0 | 0 | 0 | 0 | 1 | 0.0 | MATT GRZELCYK | 2 | 0 | 0 | 0 | 2 | 0 | 0 | 0 | 0 | 0 | 4 | 0.0 |
| LIAM O'BRIEN | 1 | 0 | 0 | 0 | 0 | 0 | 0 | 0 | 0 | 0 | 1 | 0.0 | ADAM MCQUAID | 0 | 0 | 0 | 0 | 0 | 0 | 0 | 0 | 0 | 0 | 0 | 0.0 |
| TYLER GRAOVAC | 0 | 0 | 0 | 0 | 0 | 0 | 0 | 0 | 0 | 0 | 0 | 0.0 | TOMMY WINGELS | 2 | 0 | 0 | 0 | 0 | 0 | 0 | 0 | 0 | 0 | 0 | 0.0 |
| | | | | | | | | | | | | | TIM SCHALLER | 3 | 0 | 0 | 0 | 0 | 2 | 0 | 0 | 0 | 0 | 3 | 0.0 |
| | | | | | | | | | | | | | RICK NASH | 2 | 0 | 0 | 0 | -1 | 2 | 0 | 0 | 0 | 0 | 7 | 0.0 |
| | | | | | | | | | | | | | FRANK VATRANO | 0 | 0 | 0 | 0 | 0 | 0 | 0 | 0 | 0 | 0 | 0 | 0.0 |
| | | | | | | | | | | | | | KEVAN MILLER | 3 | 0 | 0 | 0 | -1 | 0 | 0 | 0 | 0 | 0 | 2 | 0.0 |
| GOALTENDERS | GP | MIN | GA | GAA | SO | W | L | OT | SA | SV% | GOALTENDERS | GP | MIN | GA | GAA | SO | W | L | OT | SA | SV% | | | | |
| BRADEN HOLTBY | 3 | 185 | 8 | 2.60 | 0 | 3 | 0 | 0 | 104 | .923 | ANTON KHUDOBIN | 2 | 124 | 7 | 3.39 | 0 | 0 | 1 | 1 | 55 | .873 | | | | |
| | | | | | | | | | | | TUUKKA RASK | 1 | 59 | 3 | 3.08 | 0 | 0 | 1 | 0 | 27 | .889 | | | | |

POWER PLAY: 2 - 10 (20%)

PENALTY KILLING: 11 - 14 (78.6%)

POWER PLAY: 3 - 14 (21.4%)

PENALTY KILLING: 8 - 10 (80.0%)



Colorado Avalanche

CLUB INFORMATION

Founded..... 1972-73 (WHA), 1979-80 (NHL), 1995-96 (Colorado)
Home Arena..... Pepsi Center (17,809)
Stanley Cups..... 2 (most recent, 2001)
President & Governor..... Josh Kroenke
Executive Vice President, General Manager & Alt. Governor..... Joe Sakic
Head Coach..... Jared Bednar
Assistant Coaches..... Ray Bennett, Nolan Pratt
Sr. Vice President, Communications & Team Services..... Jean Martineau
 2017-18 Record..... 43-30-9 (95 points)
 2017-18 Finish..... 4th, Central Division
 2016-17 Playoffs.....DNQ

Pepsi Center
 1000 Chopper Circle
 Denver, CO 80204
 303.405.1100
 Fax: 303.893.0614
 @Avalanche



2017-18 MEETINGS

Nov. 16 at Colorado: L, 2-6
 Dec. 12 at Washington: W, 5-2

ALL-TIME SERIES HISTORY

| YEAR | TOTALS | | | | | | | | | HOME | | | | | | | | | AWAY | | | | | | | | | | | | |
|---------------|-----------|-----------|-----------|----------|----------|-----------|------------|------------|--|-------------------------------|-----------|-----------|----------|----------|-----------|------------|------------|--|-----------|-----------|-----------|----------|----------|-----------|------------|------------|--|--|--|--|--|
| | GP | W | L | T | OT | PTS | GF | GA | | GP | W | L | T | OT | PTS | GF | GA | | GP | W | L | T | OT | PTS | GF | GA | | | | | |
| 79-80 | 4 | 1 | 1 | 2 | - | 4 | 12 | 8 | | 2 | 1 | 0 | 1 | - | 3 | 8 | 3 | | 2 | 0 | 1 | 1 | - | 1 | 4 | 5 | | | | | |
| 80-81 | 4 | 0 | 4 | 0 | - | 0 | 17 | 30 | | 2 | 0 | 2 | 0 | - | 0 | 11 | 17 | | 2 | 0 | 2 | 0 | - | 0 | 6 | 13 | | | | | |
| 81-82 | 3 | 0 | 2 | 1 | - | 1 | 8 | 14 | | 2 | 0 | 1 | 1 | - | 1 | 8 | 11 | | 1 | 0 | 1 | 0 | - | 0 | 0 | 3 | | | | | |
| 82-83 | 3 | 1 | 1 | 1 | - | 3 | 15 | 13 | | 1 | 0 | 1 | 0 | - | 0 | 4 | 5 | | 2 | 1 | 0 | 1 | - | 3 | 11 | 8 | | | | | |
| 83-84 | 3 | 1 | 2 | 0 | - | 2 | 10 | 13 | | 2 | 1 | 1 | 0 | - | 2 | 7 | 7 | | 1 | 0 | 1 | 0 | - | 0 | 3 | 6 | | | | | |
| 84-85 | 3 | 2 | 1 | 0 | - | 4 | 16 | 8 | | 1 | 0 | 1 | 0 | - | 0 | 3 | 5 | | 2 | 2 | 0 | 0 | - | 4 | 13 | 3 | | | | | |
| 85-86 | 3 | 3 | 0 | 0 | - | 6 | 14 | 8 | | 2 | 2 | 0 | 0 | - | 4 | 7 | 3 | | 1 | 1 | 0 | 0 | - | 2 | 7 | 5 | | | | | |
| 86-87 | 3 | 0 | 2 | 1 | - | 1 | 8 | 12 | | 1 | 0 | 1 | 0 | - | 0 | 1 | 4 | | 2 | 0 | 1 | 1 | - | 1 | 7 | 8 | | | | | |
| 87-88 | 3 | 2 | 1 | 0 | - | 4 | 9 | 7 | | 2 | 1 | 1 | 0 | - | 2 | 7 | 6 | | 1 | 1 | 0 | 0 | - | 2 | 2 | 1 | | | | | |
| 88-89 | 3 | 2 | 0 | 1 | - | 5 | 12 | 6 | | 1 | 1 | 0 | 0 | - | 2 | 4 | 1 | | 2 | 1 | 0 | 1 | - | 3 | 8 | 5 | | | | | |
| 89-90 | 3 | 3 | 0 | 0 | - | 6 | 19 | 5 | | 2 | 2 | 0 | 0 | - | 4 | 16 | 5 | | 1 | 1 | 0 | 0 | - | 2 | 3 | 0 | | | | | |
| 90-91 | 3 | 2 | 1 | 0 | - | 4 | 12 | 8 | | 1 | 1 | 0 | 0 | - | 2 | 5 | 3 | | 2 | 1 | 1 | 0 | - | 2 | 7 | 5 | | | | | |
| 91-92 | 3 | 3 | 0 | 0 | - | 6 | 17 | 7 | | 1 | 1 | 0 | 0 | - | 2 | 3 | 1 | | 2 | 2 | 0 | 0 | - | 4 | 14 | 6 | | | | | |
| 92-93 | 3 | 2 | 0 | 1 | - | 5 | 14 | 8 | | 2 | 1 | 0 | 1 | - | 3 | 8 | 4 | | 1 | 1 | 0 | 0 | - | 2 | 6 | 4 | | | | | |
| 93-94 | 4 | 2 | 2 | 0 | - | 4 | 12 | 10 | | 2 | 1 | 1 | 0 | - | 2 | 5 | 5 | | 2 | 1 | 1 | 0 | - | 2 | 7 | 5 | | | | | |
| 94-95 | 4 | 2 | 2 | 0 | - | 4 | 13 | 15 | | 2 | 2 | 0 | 0 | - | 4 | 10 | 6 | | 2 | 0 | 2 | 0 | - | 0 | 3 | 9 | | | | | |
| 95-96 | 2 | 1 | 1 | 0 | - | 2 | 5 | 5 | | 1 | 1 | 0 | 0 | - | 2 | 3 | 1 | | 1 | 0 | 1 | 0 | - | 0 | 2 | 4 | | | | | |
| 96-97 | 2 | 1 | 1 | 0 | - | 2 | 6 | 4 | | 1 | 1 | 0 | 0 | - | 2 | 6 | 3 | | 1 | 0 | 1 | 0 | - | 0 | 0 | 1 | | | | | |
| 97-98 | 2 | 0 | 1 | 1 | - | 1 | 9 | 10 | | 1 | 0 | 0 | 1 | - | 1 | 6 | 6 | | 1 | 0 | 1 | 0 | - | 0 | 3 | 4 | | | | | |
| 98-99 | 2 | 0 | 2 | 0 | - | 0 | 3 | 6 | | 1 | 0 | 1 | 0 | - | 0 | 2 | 3 | | 1 | 0 | 1 | 0 | - | 0 | 1 | 3 | | | | | |
| 99-00 | 1 | 1 | 0 | 0 | 0 | 2 | 2 | 1 | | 1 | 1 | 0 | 0 | 0 | 2 | 2 | 1 | | 0 | 0 | 0 | 0 | 0 | 0 | 0 | 0 | | | | | |
| 00-01 | 2 | 1 | 0 | 0 | 1 | 3 | 6 | 5 | | 1 | 0 | 0 | 0 | 1 | 1 | 3 | 4 | | 1 | 1 | 0 | 0 | 0 | 2 | 3 | 1 | | | | | |
| 01-02 | 1 | 1 | 0 | 0 | 0 | 2 | 3 | 0 | | 0 | 0 | 0 | 0 | 0 | 0 | 0 | 0 | | 1 | 1 | 0 | 0 | 0 | 2 | 3 | 0 | | | | | |
| 02-03 | 2 | 1 | 0 | 1 | 0 | 3 | 4 | 3 | | 1 | 1 | 0 | 0 | 0 | 2 | 2 | 1 | | 1 | 0 | 0 | 1 | 0 | 1 | 2 | 2 | | | | | |
| 03-04 | 1 | 0 | 1 | 0 | 0 | 0 | 1 | 4 | | 0 | 0 | 0 | 0 | 0 | 0 | 0 | 0 | | 1 | 0 | 1 | 0 | 0 | 0 | 1 | 4 | | | | | |
| 05-06 | | | | | | | | | | Teams did not meet in 2005-06 | | | | | | | | | | | | | | | | | | | | | |
| 06-07 | 1 | 1 | 0 | - | 0 | 2 | 5 | 3 | | 0 | 0 | 0 | - | 0 | 0 | 0 | 0 | | 1 | 1 | 0 | - | 0 | 2 | 5 | 3 | | | | | |
| 07-08 | 1 | 1 | 0 | - | 0 | 2 | 2 | 1 | | 1 | 1 | 0 | - | 0 | 2 | 2 | 1 | | 0 | 0 | 0 | - | 0 | 0 | 0 | 0 | | | | | |
| 08-09 | 1 | 0 | 1 | - | 0 | 0 | 1 | 4 | | 1 | 0 | 1 | - | 0 | 0 | 1 | 4 | | 0 | 0 | 0 | - | 0 | 0 | 0 | 0 | | | | | |
| 09-10 | 1 | 1 | 0 | - | 0 | 2 | 6 | 1 | | 0 | 0 | 0 | - | 0 | 0 | 0 | 0 | | 1 | 1 | 0 | - | 0 | 2 | 6 | 1 | | | | | |
| 10-11 | 1 | 0 | 1 | - | 0 | 0 | 2 | 3 | | 1 | 0 | 1 | - | 0 | 0 | 2 | 3 | | 0 | 0 | 0 | - | 0 | 0 | 0 | 0 | | | | | |
| 11-12 | 1 | 0 | 1 | - | 0 | 0 | 1 | 2 | | 0 | 0 | 0 | - | 0 | 0 | 0 | 0 | | 1 | 0 | 1 | - | 0 | 0 | 1 | 2 | | | | | |
| 12-13 | | | | | | | | | | Teams did not meet in 2012-13 | | | | | | | | | | | | | | | | | | | | | |
| 13-14 | 2 | 0 | 2 | - | 0 | 0 | 2 | 9 | | 1 | 0 | 1 | - | 0 | 0 | 1 | 5 | | 1 | 0 | 1 | - | 0 | 0 | 1 | 4 | | | | | |
| 14-15 | 2 | 2 | 0 | - | 0 | 4 | 5 | 3 | | 1 | 1 | 0 | - | 0 | 2 | 2 | 1 | | 1 | 1 | 0 | - | 0 | 2 | 3 | 2 | | | | | |
| 15-16 | 2 | 2 | 0 | - | 0 | 4 | 11 | 5 | | 1 | 1 | 0 | - | 0 | 2 | 7 | 3 | | 1 | 1 | 0 | - | 0 | 2 | 4 | 2 | | | | | |
| 16-17 | 2 | 2 | 0 | - | 0 | 4 | 8 | 3 | | 1 | 1 | 0 | - | 0 | 2 | 3 | 0 | | 1 | 1 | 0 | - | 0 | 2 | 5 | 3 | | | | | |
| 17-18 | 2 | 1 | 1 | - | 0 | 2 | 7 | 8 | | 1 | 1 | 0 | - | 0 | 2 | 5 | 2 | | 1 | 0 | 1 | - | 0 | 0 | 2 | 6 | | | | | |
| Totals | 83 | 42 | 31 | 9 | 1 | 94 | 297 | 252 | | 41 | 23 | 13 | 4 | 1 | 51 | 154 | 124 | | 42 | 19 | 18 | 5 | 0 | 43 | 143 | 128 | | | | | |

SERIES INFORMATION

All-Time Series (W-L-T-OT)
 Current Streak
 Last Washington Win
 Last Colorado Win
 Last Tie
 Last Overtime Game
 Overtime Record
 Last 10 Games (W-L-T-OT)
 Longest Unbeaten Streak
 Longest Winning Streak
 Longest Winless Streak
 Longest Losing Streak
 Washington Shutouts (Last)
 Colorado Shutouts (Last)
 Last Washington Hat Trick
 Last Colorado Hat Trick
 Most Washington Goals
 Most Colorado Goals

Overall
 WSH leads, 42-31-9-1
 1 WSH win (12/12/17)
 12/12/17 (5-2)
 11/16/17 (2-6)
 12/16/03 (2-2)
 12/16/03 (T, 2-2)
 0-2-5
 7-3-0
 9 (12/22/87-11/6/90)
 6 (11/20/14-3/29/17)
 9 (1/20/80-2/7/82)
 6 (11/18/80-1/5/82)
 5 (3/29/17)
 2 (10/28/96)
 P. Bondra (3/6/97)
 G. Landeskog (11/16/17)
 12 (2/6/90)
 11 (2/22/81)

at Washington
 WSH leads, 23-13-4-1
 4 WSH wins (1/12/15-12/12/17)
 12/12/17 (5-2)
 10/12/13 (1-5)
 11/18/97 (6-6)
 10/17/00 (L, 4-3)
 0-2-2
 6-3-0-1
 9 (3/4/88-11/9/93)
 6 (3/4/88-12/17/91)
 7 (1/26/80-10/16/83)
 3 (2/22/81-10/21/81)
 1 (11/23/85)
 None
 P. Bondra (3/6/97)
 C. Lemieux (11/18/97)
 12 (2/6/90)
 11 (2/22/81)

at Colorado
 WSH leads, 19-18-5-0
 1 COL win (11/16/17)
 3/29/17 (5-3)
 11/16/17 (2-6)
 12/16/03 (2-2)
 12/16/03 (T, 2-2)
 0-0-3
 5-4-1
 5 (12/22/87-11/6/90)
 3 (three times)
 6 (1/24/95-3/26/99)
 6 (1/24/95-3/26/99)
 4 (3/29/17)
 2 (10/28/96)
 None
 G. Landeskog (11/16/17)
 10 (11/10/91)
 7 (3/4/81)



Colorado Avalanche

2017-18 WASHINGTON CAPITALS VS. COLORADO AVALANCHE

CAPITALS TIED SEASON SERIES 1-1-0 • COLORADO 1-1-0

| | | | | | |
|-----------------|------------------|-----------------|---------------|------------------------------------|----------------|
| COLORADO | AVALANCHE | CAPITALS | ATTEND | GOALTENDERS | W. GOAL |
| NOV 16, 2017 | 6 | 2 | 15,070 | SEMYON VARLAMOV / PHILIPP GRUBAUER | COLIN WILSON |

| | | | | | |
|-------------------|------------------|-----------------|---------------|---------------------------------|----------------|
| WASHINGTON | AVALANCHE | CAPITALS | ATTEND | GOALTENDERS | W. GOAL |
| DEC 12, 2017 | 2 | 5 | 18,506 | BRADEN HOLTBY / SEMYON VARLAMOV | BRETT CONNOLLY |

| CAPITALS | | | | | | | | | | | | | AVALANCHE | | | | | | | | | | | | |
|---------------------|---|---|---|-----|-----|----|----|----|----|---|---|-------|-------------------|---|---|-----|-----|----|----|----|----|---|---|---|-------|
| GP | G | A | P | +/- | PIM | PP | SH | GW | EN | S | % | GP | G | A | P | +/- | PIM | PP | SH | GW | EN | S | % | | |
| EVGENY KUZNETSOV | 2 | 1 | 3 | 4 | 1 | 4 | 1 | 0 | 0 | 0 | 2 | 50.0 | NATHAN MACKINNON | 2 | 1 | 4 | 5 | 0 | 2 | 0 | 0 | 0 | 0 | 8 | 12.5 |
| BRETT CONNOLLY | 2 | 2 | 0 | 2 | 0 | 0 | 0 | 0 | 1 | 0 | 2 | 100.0 | MIKKO RANTANEN | 2 | 1 | 4 | 5 | 1 | 0 | 1 | 0 | 0 | 0 | 8 | 12.5 |
| JOHN CARLSON | 2 | 1 | 1 | 2 | 1 | 6 | 0 | 0 | 0 | 0 | 3 | 33.3 | GABRIEL LANDESKOG | 2 | 3 | 0 | 3 | -1 | 0 | 1 | 0 | 0 | 0 | 7 | 42.9 |
| MICHAL KEMPNY | 1 | 0 | 2 | 2 | 2 | 2 | 0 | 0 | 0 | 0 | 2 | 0.0 | COLIN WILSON | 2 | 2 | 0 | 2 | 2 | 0 | 0 | 0 | 1 | 0 | 5 | 40.0 |
| MADISON BOWEY | 2 | 0 | 2 | 2 | 0 | 2 | 0 | 0 | 0 | 0 | 6 | 0.0 | CARL SODERBERG | 2 | 0 | 2 | 2 | 0 | 0 | 0 | 0 | 0 | 0 | 4 | 0.0 |
| MATT NISKANEN | 2 | 1 | 0 | 1 | 1 | 0 | 0 | 0 | 0 | 0 | 5 | 20.0 | TYSON JOST | 1 | 1 | 0 | 1 | 0 | 0 | 0 | 0 | 0 | 0 | 1 | 100.0 |
| JAKUB VRANA | 1 | 1 | 0 | 1 | 0 | 0 | 0 | 0 | 0 | 0 | 1 | 100.0 | MARK BARBERIO | 2 | 0 | 1 | 1 | 1 | 0 | 0 | 0 | 0 | 0 | 0 | 0.0 |
| DEVANTE SMITH-PELLY | 2 | 1 | 0 | 1 | 0 | 2 | 0 | 0 | 0 | 1 | 5 | 20.0 | SAMUEL GIRARD | 2 | 0 | 1 | 1 | 1 | 0 | 0 | 0 | 0 | 0 | 1 | 0.0 |
| CHANDLER STEPHENSON | 2 | 0 | 1 | 1 | 1 | 2 | 0 | 0 | 0 | 0 | 0 | 0.0 | MATT NIETO | 2 | 0 | 1 | 1 | 0 | 0 | 0 | 0 | 0 | 0 | 1 | 0.0 |
| TOM WILSON | 2 | 0 | 1 | 1 | 0 | 0 | 0 | 0 | 0 | 0 | 3 | 0.0 | CHRIS BIGRAS | 1 | 0 | 0 | 0 | 0 | 0 | 0 | 0 | 0 | 0 | 0 | 0.0 |
| ANDRE BURAKOVSKY | 1 | 0 | 1 | 1 | 0 | 0 | 0 | 0 | 0 | 0 | 0 | 0.0 | TYSON BARRIE | 1 | 0 | 0 | 0 | -2 | 0 | 0 | 0 | 0 | 0 | 1 | 0.0 |
| T.J. OSHIE | 1 | 0 | 1 | 1 | 0 | 2 | 0 | 0 | 0 | 0 | 2 | 0.0 | ERIK JOHNSON | 2 | 0 | 0 | 0 | -1 | 2 | 0 | 0 | 0 | 0 | 2 | 0.0 |
| JAY BEAGLE | 2 | 0 | 1 | 1 | 1 | 0 | 0 | 0 | 0 | 0 | 4 | 0.0 | SVEN ANDRIGHETTO | 2 | 0 | 0 | 0 | -2 | 0 | 0 | 0 | 0 | 0 | 7 | 0.0 |
| ALEX OVECHKIN | 2 | 0 | 0 | 0 | 1 | 0 | 0 | 0 | 0 | 0 | 6 | 0.0 | PATRIK NEMETH | 1 | 0 | 0 | 0 | -2 | 0 | 0 | 0 | 0 | 0 | 0 | 0.0 |
| DMITRY ORLOV | 2 | 0 | 0 | 0 | 1 | 0 | 0 | 0 | 0 | 0 | 0 | 0.0 | ALEXANDER KERFOOT | 1 | 0 | 0 | 0 | -1 | 0 | 0 | 0 | 0 | 0 | 0 | 0.0 |
| NICKLAS BACKSTROM | 2 | 0 | 0 | 0 | 1 | 0 | 0 | 0 | 0 | 0 | 5 | 0.0 | BLAKE COMEAU | 2 | 0 | 0 | 0 | 0 | 4 | 0 | 0 | 0 | 0 | 2 | 0.0 |
| LARS ELLER | 2 | 0 | 0 | 0 | -1 | 0 | 0 | 0 | 0 | 0 | 6 | 0.0 | NIKITA ZADOROV | 2 | 0 | 0 | 0 | 1 | 8 | 0 | 0 | 0 | 0 | 3 | 0.0 |
| JAKUB JERABEK | 1 | 0 | 0 | 0 | 0 | 2 | 0 | 0 | 0 | 0 | 1 | 0.0 | ROCCO GRIMALDI | 0 | 0 | 0 | 0 | 0 | 0 | 0 | 0 | 0 | 0 | 0 | 0.0 |
| CHRISTIAN DJOOS | 1 | 0 | 0 | 0 | 1 | 0 | 0 | 0 | 0 | 0 | 3 | 0.0 | A.J. GREER | 0 | 0 | 0 | 0 | 0 | 0 | 0 | 0 | 0 | 0 | 0 | 0.0 |
| ALEX CHIASSON | 2 | 0 | 0 | 0 | 0 | 4 | 0 | 0 | 0 | 0 | 1 | 0.0 | J.T. COMPHER | 2 | 0 | 0 | 0 | -2 | 0 | 0 | 0 | 0 | 0 | 2 | 0.0 |
| TAYLOR CHORNEY | 1 | 0 | 0 | 0 | 0 | 0 | 0 | 0 | 0 | 0 | 2 | 0.0 | DOMINIC TONINATO | 0 | 0 | 0 | 0 | 0 | 0 | 0 | 0 | 0 | 0 | 0 | 0.0 |
| BROOKS ORPIK | 2 | 0 | 0 | 0 | -2 | 4 | 0 | 0 | 0 | 0 | 1 | 0.0 | ANTON LINDHOLM | 1 | 0 | 0 | 0 | 1 | 0 | 0 | 0 | 0 | 0 | 0 | 0.0 |
| NATHAN WALKER | 1 | 0 | 0 | 0 | -1 | 2 | 0 | 0 | 0 | 0 | 0 | 0.0 | GABRIEL BOURQUE | 1 | 0 | 0 | 0 | 0 | 0 | 0 | 0 | 0 | 0 | 0 | 0.0 |
| TYLER GRAOVAC | 0 | 0 | 0 | 0 | 0 | 0 | 0 | 0 | 0 | 0 | 0 | 0.0 | NAIL YAKUPOV | 1 | 0 | 0 | 0 | 0 | 4 | 0 | 0 | 0 | 0 | 0 | 0.0 |
| | | | | | | | | | | | | | VLADISLAV KAMENEV | 1 | 0 | 0 | 0 | 0 | 0 | 0 | 0 | 0 | 0 | 0 | 0.0 |
| | | | | | | | | | | | | | ANDREI MIRONOV | 1 | 0 | 0 | 0 | 0 | 0 | 0 | 0 | 0 | 0 | 0 | 0.0 |
| | | | | | | | | | | | | | MATT DUCHENE | 2 | 0 | 0 | 0 | -2 | 0 | 0 | 0 | 0 | 0 | 4 | 0.0 |

| GOALTENDER | GP | MIN | GA | GAA | SO | W | L | OT | SA | SV% |
|------------------|----|-----|----|------|----|---|---|----|----|------|
| BRADEN HOLTBY | 1 | 60 | 2 | 2.01 | 0 | 1 | 0 | 0 | 24 | .917 |
| PHILIPP GRUBAUER | 1 | 60 | 6 | 6.02 | 0 | 0 | 1 | 0 | 28 | .786 |

| GOALTENDER | GP | MIN | GA | GAA | SO | W | L | OT | SA | SV% |
|-----------------|----|-----|----|------|----|---|---|----|----|------|
| SEMYON VARLAMOV | 2 | 120 | 6 | 3.01 | 0 | 1 | 1 | 0 | 56 | .893 |

POWER PLAY: 1 - 6 (17%)

PENALTY KILLING: 8 - 10 (80%)

POWER PLAY: 2 - 10 (20%)

PENALTY KILLING: 5 - 6 (83.3%)



Columbus Blue Jackets

CLUB INFORMATION

Founded.....2000-01
Home Arena.....Nationwide Arena (18,144)
Stanley Cups.....None
President of Hockey Operations/Alternate Governor.....John Davidson
General Manager.....Jarmo Kekalainen
Head Coach.....John Tortorella
Assistant Coaches.....Brad Larsen, Kenny McCudden, Brad Shaw
Vice President of Communications & Team Services.....Todd Sharrock
 2017-18 Record.....45-30-7 (97 points)
 2017-18 Finish.....4th, Metropolitan Division
 2016-17 Playoffs..... Eastern Conference Quarterfinals (def. by PIT, 4-1)

Nationwide Arena
 200 W. Nationwide Blvd.
 Columbus, OH 43215
 614.246.4625
 Fax: 614.246.4007
 @BlueJacketsNHL



2017-18 MEETINGS

Dec. 2 at Washington: W, 4-3
 Feb. 6 at Columbus: W, 3-2
 Feb. 9 at Washington: W, 4-2
 Feb. 26 at Columbus: L, 1-5

ALL-TIME SERIES HISTORY

| YEAR | TOTALS | | | | | | | HOME | | | | | | | AWAY | | | | | | | | | | | |
|---------------|-------------------------------|-----------|----------|----------|----------|-----------|------------|-----------|-----------|-----------|----------|----------|----------|-----------|-----------|-----------|-----------|-----------|----------|----------|----------|-----------|-----------|-----------|--|--|
| | GP | W | L | T | OT | PTS | GF | GA | GP | W | L | T | OT | PTS | GF | GA | GP | W | L | T | OT | PTS | GF | GA | | |
| 00-01 | 1 | 0 | 1 | 0 | 0 | 0 | 1 | 3 | 0 | 0 | 0 | 0 | 0 | 0 | 0 | 0 | 1 | 0 | 1 | 0 | 0 | 0 | 1 | 3 | | |
| 01-02 | 2 | 2 | 0 | 0 | 0 | 4 | 11 | 5 | 1 | 1 | 0 | 0 | 0 | 2 | 6 | 3 | 1 | 1 | 0 | 0 | 0 | 2 | 5 | 2 | | |
| 02-03 | 2 | 1 | 0 | 1 | 0 | 3 | 6 | 5 | 1 | 0 | 0 | 1 | 0 | 1 | 2 | 2 | 1 | 1 | 0 | 0 | 0 | 2 | 4 | 3 | | |
| 03-04 | 1 | 1 | 0 | 0 | 0 | 2 | 5 | 3 | 0 | 0 | 0 | 0 | 0 | 0 | 0 | 0 | 1 | 1 | 0 | 0 | 0 | 2 | 5 | 3 | | |
| 05-06 | 1 | 1 | 0 | - | 0 | 2 | 3 | 2 | 1 | 1 | 0 | - | 0 | 2 | 3 | 2 | 0 | 0 | 0 | - | 0 | 0 | 0 | 0 | | |
| 06-07 | Teams did not meet in 2006-07 | | | | | | | | | | | | | | | | | | | | | | | | | |
| 07-08 | 1 | 1 | 0 | - | 0 | 2 | 4 | 3 | 0 | 0 | 0 | - | 0 | 0 | 0 | 0 | 1 | 1 | 0 | - | 0 | 2 | 4 | 3 | | |
| 08-09 | 2 | 0 | 2 | - | 0 | 0 | 0 | 6 | 1 | 0 | 1 | - | 0 | 0 | 0 | 3 | 1 | 0 | 1 | - | 0 | 0 | 0 | 3 | | |
| 09-10 | 2 | 1 | 0 | - | 1 | 3 | 7 | 7 | 1 | 0 | 0 | - | 1 | 1 | 4 | 5 | 1 | 1 | 0 | - | 0 | 2 | 3 | 2 | | |
| 10-11 | 1 | 1 | 0 | - | 0 | 2 | 4 | 3 | 1 | 1 | 0 | - | 0 | 2 | 4 | 3 | 0 | 0 | 0 | - | 0 | 0 | 0 | 0 | | |
| 11-12 | 1 | 1 | 0 | - | 0 | 2 | 4 | 2 | 0 | 0 | 0 | - | 0 | 0 | 0 | 0 | 1 | 1 | 0 | - | 0 | 2 | 4 | 2 | | |
| 12-13 | Teams did not meet in 2012-13 | | | | | | | | | | | | | | | | | | | | | | | | | |
| 13-14 | 4 | 2 | 2 | - | 0 | 4 | 11 | 14 | 2 | 2 | 0 | - | 0 | 4 | 8 | 4 | 2 | 0 | 2 | - | 0 | 0 | 3 | 10 | | |
| 14-15 | 5 | 3 | 1 | - | 1 | 7 | 19 | 16 | 2 | 1 | 0 | - | 1 | 3 | 6 | 5 | 3 | 2 | 1 | - | 0 | 4 | 13 | 11 | | |
| 15-16 | 4 | 3 | 0 | - | 1 | 7 | 16 | 9 | 2 | 2 | 0 | - | 0 | 4 | 6 | 2 | 2 | 1 | 0 | - | 1 | 3 | 10 | 7 | | |
| 16-17 | 5 | 3 | 1 | - | 1 | 7 | 13 | 8 | 3 | 2 | 1 | - | 0 | 4 | 9 | 4 | 2 | 1 | 0 | - | 1 | 3 | 4 | 4 | | |
| 17-18 | 4 | 3 | 1 | - | 0 | 6 | 12 | 12 | 2 | 2 | 0 | - | 0 | 4 | 8 | 5 | 2 | 1 | 1 | - | 0 | 2 | 4 | 7 | | |
| Totals | 36 | 23 | 8 | 1 | 4 | 51 | 115 | 98 | 17 | 12 | 2 | 1 | 2 | 27 | 55 | 38 | 19 | 11 | 6 | 0 | 2 | 24 | 60 | 60 | | |

SERIES INFORMATION

| | Overall | at Washington | at Columbus |
|----------------------------|----------------------|----------------------------|----------------------|
| All-Time Series (W-L-T-OT) | WSH leads, 23-8-1-4 | WSH leads, 12-2-1-2 | WSH leads, 11-6-0-2 |
| Current Streak | 1 CBJ win (2/26/18) | 4 WSH wins (1/5/17-2/9/18) | 1 CBJ win (2/26/18) |
| Last Washington Win | 2/9/18 (4-2) | 2/9/18 (4-2) | 2/6/18 (3-2) |
| Last Columbus Win | 2/26/18 (1-5) | 11/20/16 (2-3) | 2/26/18 (1-5) |
| Last Tie | 1/3/03 (2-2) | 1/3/03 (2-2) | None |
| Last Overtime Game | 3/23/17 (W, 2-1 SO) | 3/23/17 (W, 2-1 SO) | 11/15/16 (L, 1-2 OT) |
| Overtime Record | 7-1-2 | 3-2-1 | 3-1-1 |
| Last 10 Games (W-L-T-OT) | 7-2-1 | 8-1-1 | 5-3-2 |
| Longest Unbeaten Streak | 7 (1/09/02-2/5/08) | 4 (two times) | 4 (3/23/02-2/5/08) |
| Longest Winning Streak | 5 (4/3/10-11/12/13) | 4 (two times) | 4 (3/23/02-2/5/08) |
| Longest Winless Streak | 3 (11/29/08-11/1/09) | 2 (1/9/09-11/1/09) | 2 (1/17/14-1/30/14) |
| Longest Losing Streak | 3 (11/29/08-11/1/09) | 2 (1/9/09-11/1/09) | 2 (1/17/14-1/30/14) |
| Washington Shutouts (Last) | 1 (1/5/17) | 1 (1/5/17) | None |
| Columbus Shutouts (Last) | 2 (1/9/09) | 1 (1/9/09) | 1 (11/29/08) |
| Last Washington Hat Trick | P. Bondra (11/29/03) | None | P. Bondra (11/29/03) |
| Last Columbus Hat Trick | None | None | None |
| Most Washington Goals | 6 (two times) | 6 (1/9/02) | 6 (1/19/16) |
| Most Columbus Goals | 5 (four times) | 5 (11/1/09) | 5 (three times) |



Columbus Blue Jackets

2017-18 WASHINGTON CAPITALS VS. COLUMBUS BLUE JACKETS

CAPITALS WON SEASON SERIES 3-1-0 • COLUMBUS 1-3-0

| COLUMBUS | BLUE JACKETS | CAPITALS | ATTEND | GOALTENDERS | W. GOAL |
|--------------|--------------|----------|--------|----------------------------------|-------------------|
| FEB 6, 2018 | 2 | 3 | 16,419 | BRADEN HOLTBY / SERGEI BOBROVSKY | NICKLAS BACKSTROM |
| FEB 26, 2018 | 5 | 1 | 17,386 | SERGEI BOBROVSKY / BRADEN HOLTBY | SONNY MILANO |

| WASHINGTON | BLUE JACKETS | CAPITALS | ATTEND | GOALTENDERS | W. GOAL |
|-------------|--------------|----------|--------|----------------------------------|------------------|
| DEC 2, 2017 | 3 | 4 | 18,506 | BRADEN HOLTBY / SERGEI BOBROVSKY | EVGENY KUZNETSOV |
| FEB 9, 2018 | 2 | 4 | 18,506 | BRADEN HOLTBY / SERGEI BOBROVSKY | JAY BEAGLE |

| CAPITALS | GP | G | A | P | +/- | PIM | PP | SH | GW | EN | S | % | BLUE JACKETS | GP | G | A | P | +/- | PIM | PP | SH | GW | EN | S | % |
|---------------------|----|---|---|---|-----|-----|----|----|----|----|----|-------|--------------------|----|---|---|---|-----|-----|----|----|----|----|----|------|
| JOHN CARLSON | 4 | 2 | 3 | 5 | 0 | 0 | 1 | 0 | 0 | 0 | 8 | 25.0 | SETH JONES | 4 | 1 | 4 | 5 | 3 | 0 | 1 | 0 | 0 | 0 | 22 | 4.6 |
| ALEX OVECHKIN | 4 | 2 | 2 | 4 | -4 | 0 | 2 | 0 | 0 | 0 | 20 | 10.0 | ARTEMI PANARIN | 4 | 3 | 1 | 4 | 3 | 2 | 1 | 0 | 0 | 0 | 11 | 27.3 |
| EVGENY KUZNETSOV | 4 | 2 | 2 | 4 | 0 | 2 | 0 | 0 | 1 | 0 | 9 | 22.2 | MATT CALVERT | 4 | 1 | 2 | 3 | -1 | 10 | 0 | 1 | 0 | 0 | 4 | 25.0 |
| T.J. OSHIE | 4 | 0 | 4 | 4 | 0 | 0 | 0 | 0 | 0 | 0 | 3 | 0.0 | CAM ATKINSON | 4 | 1 | 2 | 3 | 1 | 0 | 0 | 1 | 0 | 1 | 14 | 7.1 |
| NICKLAS BACKSTROM | 4 | 1 | 2 | 3 | -4 | 4 | 0 | 0 | 1 | 0 | 3 | 33.3 | PIERRE-LUC DUBOIS | 4 | 1 | 2 | 3 | 1 | 0 | 0 | 0 | 0 | 0 | 11 | 9.1 |
| LARS ELLER | 4 | 1 | 2 | 3 | 1 | 0 | 1 | 0 | 0 | 0 | 6 | 16.7 | BRANDON DUBINSKY | 4 | 1 | 1 | 2 | -2 | 0 | 0 | 0 | 0 | 0 | 5 | 20.0 |
| MATT NISKANEN | 4 | 0 | 2 | 2 | -2 | 2 | 0 | 0 | 0 | 0 | 6 | 0.0 | ALEXANDER WENNBERG | 4 | 0 | 2 | 2 | 3 | 0 | 0 | 0 | 0 | 0 | 3 | 0.0 |
| DEVANTE SMITH-PELLY | 4 | 0 | 2 | 2 | 0 | 0 | 0 | 0 | 0 | 0 | 4 | 0.0 | ZACH WERENSKI | 4 | 1 | 0 | 1 | 0 | 0 | 0 | 0 | 0 | 0 | 12 | 8.3 |
| BRETT CONNOLLY | 4 | 1 | 0 | 1 | -1 | 2 | 0 | 0 | 0 | 0 | 1 | 100.0 | SONNY MILANO | 2 | 1 | 0 | 1 | 1 | 0 | 0 | 0 | 1 | 0 | 2 | 50.0 |
| ALEX CHIASSON | 3 | 1 | 0 | 1 | -1 | 0 | 0 | 0 | 0 | 0 | 1 | 100.0 | THOMAS VANEK | 2 | 1 | 0 | 1 | 1 | 0 | 0 | 0 | 0 | 0 | 3 | 33.3 |
| TOM WILSON | 4 | 1 | 0 | 1 | -2 | 11 | 0 | 0 | 0 | 0 | 5 | 20.0 | JUSSI JOKINEN | 4 | 1 | 0 | 1 | 0 | 0 | 0 | 0 | 1 | 0 | 6 | 16.7 |
| JAY BEAGLE | 4 | 1 | 0 | 1 | 0 | 0 | 0 | 0 | 1 | 0 | 3 | 33.3 | MARK LETESTU | 3 | 1 | 0 | 1 | -1 | 0 | 0 | 0 | 0 | 0 | 2 | 50.0 |
| JAKUB VRANA | 3 | 0 | 1 | 1 | 1 | 2 | 0 | 0 | 0 | 0 | 6 | 0.0 | DAVID SAVARD | 4 | 1 | 0 | 1 | -2 | 0 | 0 | 0 | 0 | 0 | 7 | 14.3 |
| CHANDLER STEPHENSON | 4 | 0 | 1 | 1 | 2 | 0 | 0 | 0 | 0 | 0 | 3 | 0.0 | LUKAS SEDLAK | 4 | 0 | 1 | 1 | 0 | 2 | 0 | 0 | 0 | 0 | 1 | 0.0 |
| CHRISTIAN DJOOS | 4 | 0 | 1 | 1 | -2 | 0 | 0 | 0 | 0 | 0 | 3 | 0.0 | MARKUS NUTIVAARA | 2 | 0 | 1 | 1 | 1 | 2 | 0 | 0 | 0 | 0 | 3 | 0.0 |
| BROOKS ORPIK | 4 | 0 | 1 | 1 | 3 | 2 | 0 | 0 | 0 | 0 | 0 | 0.0 | SCOTT HARRINGTON | 1 | 0 | 0 | 0 | 0 | 0 | 0 | 0 | 0 | 0 | 1 | 0.0 |
| MICHAL KEMPNY | 2 | 0 | 0 | 0 | -2 | 2 | 0 | 0 | 0 | 0 | 2 | 0.0 | JACK JOHNSON | 4 | 0 | 0 | 0 | 1 | 0 | 0 | 0 | 0 | 0 | 3 | 0.0 |
| DMITRY ORLOV | 4 | 0 | 0 | 0 | 0 | 2 | 0 | 0 | 0 | 0 | 4 | 0.0 | JORDAN SCHROEDER | 0 | 0 | 0 | 0 | 0 | 0 | 0 | 0 | 0 | 0 | 0 | 0.0 |
| MADISON BOWEY | 3 | 0 | 0 | 0 | 0 | 0 | 0 | 0 | 0 | 0 | 2 | 0.0 | IAN COLE | 3 | 0 | 0 | 0 | 1 | 0 | 0 | 0 | 0 | 0 | 3 | 0.0 |
| JAKUB JERABEK | 1 | 0 | 0 | 0 | 1 | 0 | 0 | 0 | 0 | 0 | 0 | 0.0 | RYAN MURRAY | 1 | 0 | 0 | 0 | 0 | 2 | 0 | 0 | 0 | 0 | 1 | 0.0 |
| TAYLOR CHORNEY | 0 | 0 | 0 | 0 | 0 | 0 | 0 | 0 | 0 | 0 | 0 | 0.0 | OLIVER BJORKSTRAND | 4 | 0 | 0 | 0 | -2 | 0 | 0 | 0 | 0 | 0 | 7 | 0.0 |
| ANDRE BURAKOVSKY | 2 | 0 | 0 | 0 | -1 | 0 | 0 | 0 | 0 | 0 | 2 | 0.0 | MARKUS HANNIKAINEN | 0 | 0 | 0 | 0 | 0 | 0 | 0 | 0 | 0 | 0 | 0 | 0.0 |
| NATHAN WALKER | 0 | 0 | 0 | 0 | 0 | 0 | 0 | 0 | 0 | 0 | 0 | 0.0 | BOONE JENNER | 4 | 0 | 0 | 0 | -2 | 4 | 0 | 0 | 0 | 0 | 5 | 0.0 |
| | | | | | | | | | | | | | DEAN KUKAN | 2 | 0 | 0 | 0 | 0 | 2 | 0 | 0 | 0 | 0 | 4 | 0.0 |
| | | | | | | | | | | | | | GABRIEL CARLSSON | 1 | 0 | 0 | 0 | 0 | 0 | 0 | 0 | 0 | 0 | 3 | 0.0 |
| | | | | | | | | | | | | | TYLER MOTTE | 0 | 0 | 0 | 0 | 0 | 0 | 0 | 0 | 0 | 0 | 0 | 0.0 |
| | | | | | | | | | | | | | NICK FOLIGNO | 3 | 0 | 0 | 0 | 2 | 2 | 0 | 0 | 0 | 0 | 7 | 0.0 |
| | | | | | | | | | | | | | JOSH ANDERSON | 4 | 0 | 0 | 0 | -1 | 7 | 0 | 0 | 0 | 0 | 15 | 0.0 |

| GOALTENDERS | GP | MIN | GA | GAA | SO | W | L | OT | SA | SV% | GOALTENDERS | GP | MIN | GA | GAA | SO | W | L | OT | SA | SV% | |
|------------------|----|-----|----|------|----|---|---|----|-----|-------|------------------|----|-----|----|------|----|---|---|----|----|------|--|
| BRADEN HOLTBY | 4 | 199 | 11 | 3.32 | 0 | 3 | 1 | 0 | 127 | .913 | SERGEI BOBROVSKY | 4 | 237 | 12 | 3.04 | 0 | 1 | 3 | 0 | 91 | .868 | |
| PHILIPP GRUBAUER | 1 | 39 | 0 | .00 | 0 | 0 | 0 | 0 | 18 | 1.000 | | | | | | | | | | | | |

POWER PLAY: 4 - 10 (40%)

PENALTY KILLING: 8 - 10 (80%)

POWER PLAY: 2 - 10 (20%)

PENALTY KILLING: 6 - 10 (60%)



Los Angeles Kings

CLUB INFORMATION

Founded.....1967-68
Home Arena.....Staples Center (18,230)
Stanley Cups.....2 (2012, 2014)
Vice President & General Manager.....Rob Blake
Head Coach.....John Stevens
Assistant Coaches.....Dave Lowry, Don Nachbaur, Pierre Turgeon
Director of Communications and Media Services.....Mike Kalinowski
 2017-18 Record.....45-29-8 (98 points)
 2017-18 Finish.....4th, Pacific Division
 2016-17 Playoffs.....DNQ

Staples Center
 1111 South Figueroa Street
 Los Angeles, CA 90015
 213.742.7100
 Fax: 310.535.4525
 @LAKings



2017-18 MEETINGS

Nov. 30 at Washington: L, 2-5
 March 8 at Los Angeles: L, 1-3

ALL-TIME SERIES HISTORY

| YEAR | TOTALS | | | | | | | HOME | | | | | | | AWAY | | | | | | | | | | | | |
|---------------|-------------------------------|-----------|-----------|-----------|----------|-----------|------------|------------|-----------|-----------|-----------|----------|----------|-----------|------------|------------|-----------|-----------|-----------|----------|----------|-----------|------------|------------|--|--|--|
| | GP | W | L | T | OT | PTS | GF | GA | GP | W | L | T | OT | PTS | GF | GA | GP | W | L | T | OT | PTS | GF | GA | | | |
| 74-75 | 6 | 0 | 5 | 1 | - | 1 | 10 | 28 | 3 | 0 | 2 | 1 | - | 1 | 4 | 13 | 3 | 0 | 3 | 0 | - | 0 | 6 | 15 | | | |
| 75-76 | 6 | 1 | 4 | 1 | - | 3 | 13 | 19 | 3 | 1 | 1 | 1 | - | 3 | 10 | 7 | 3 | 0 | 3 | 0 | - | 0 | 3 | 12 | | | |
| 76-77 | 6 | 0 | 5 | 1 | - | 1 | 12 | 32 | 3 | 0 | 2 | 1 | - | 1 | 9 | 12 | 3 | 0 | 3 | 0 | - | 0 | 3 | 20 | | | |
| 77-78 | 6 | 2 | 4 | 0 | - | 4 | 13 | 22 | 3 | 1 | 2 | 0 | - | 2 | 6 | 9 | 3 | 1 | 2 | 0 | - | 2 | 7 | 13 | | | |
| 78-79 | 8 | 4 | 3 | 1 | - | 9 | 33 | 34 | 4 | 3 | 1 | 0 | - | 6 | 23 | 14 | 4 | 1 | 2 | 1 | - | 3 | 10 | 20 | | | |
| 79-80 | 4 | 3 | 1 | 0 | - | 6 | 21 | 16 | 2 | 2 | 0 | 0 | - | 4 | 13 | 9 | 2 | 1 | 1 | 0 | - | 2 | 8 | 7 | | | |
| 80-81 | 4 | 1 | 2 | 1 | - | 3 | 12 | 13 | 2 | 1 | 1 | 0 | - | 2 | 6 | 5 | 2 | 0 | 1 | 1 | - | 1 | 6 | 8 | | | |
| 81-82 | 3 | 1 | 1 | 1 | - | 3 | 11 | 9 | 1 | 0 | 0 | 1 | - | 1 | 3 | 3 | 2 | 1 | 1 | 0 | - | 2 | 8 | 6 | | | |
| 82-83 | 3 | 1 | 1 | 1 | - | 3 | 17 | 14 | 2 | 1 | 1 | 0 | - | 2 | 14 | 11 | 1 | 0 | 0 | 1 | - | 1 | 3 | 3 | | | |
| 83-84 | 3 | 3 | 0 | 0 | - | 6 | 13 | 4 | 1 | 1 | 0 | 0 | - | 2 | 5 | 0 | 2 | 2 | 0 | 0 | - | 4 | 8 | 4 | | | |
| 84-85 | 3 | 2 | 1 | 0 | - | 4 | 13 | 9 | 2 | 2 | 0 | 0 | - | 4 | 11 | 4 | 1 | 0 | 1 | 0 | - | 0 | 2 | 5 | | | |
| 85-86 | 3 | 2 | 1 | 0 | - | 4 | 11 | 10 | 1 | 0 | 1 | 0 | - | 0 | 2 | 5 | 2 | 2 | 0 | 0 | - | 4 | 9 | 5 | | | |
| 86-87 | 3 | 0 | 3 | 0 | - | 0 | 13 | 18 | 2 | 0 | 2 | 0 | - | 0 | 9 | 11 | 1 | 0 | 1 | 0 | - | 0 | 4 | 7 | | | |
| 87-88 | 3 | 2 | 1 | 0 | - | 4 | 21 | 10 | 1 | 1 | 0 | 0 | - | 2 | 10 | 3 | 2 | 1 | 1 | 0 | - | 2 | 11 | 7 | | | |
| 88-89 | 3 | 1 | 1 | 1 | - | 3 | 17 | 13 | 2 | 0 | 1 | 1 | - | 1 | 10 | 11 | 1 | 1 | 0 | 0 | - | 2 | 7 | 2 | | | |
| 89-90 | 3 | 0 | 3 | 0 | - | 0 | 9 | 15 | 1 | 0 | 1 | 0 | - | 0 | 4 | 7 | 2 | 0 | 2 | 0 | - | 0 | 5 | 8 | | | |
| 90-91 | 3 | 1 | 1 | 1 | - | 3 | 9 | 11 | 2 | 1 | 0 | 1 | - | 3 | 7 | 6 | 1 | 0 | 1 | 0 | - | 0 | 2 | 5 | | | |
| 91-92 | 3 | 1 | 1 | 1 | - | 3 | 12 | 12 | 1 | 1 | 0 | 0 | - | 2 | 7 | 4 | 2 | 0 | 1 | 1 | - | 1 | 5 | 8 | | | |
| 92-93 | 2 | 2 | 0 | 0 | - | 4 | 17 | 6 | 1 | 1 | 0 | 0 | - | 2 | 7 | 3 | 1 | 1 | 0 | 0 | - | 2 | 10 | 3 | | | |
| 93-94 | 2 | 2 | 0 | 0 | - | 4 | 12 | 4 | 1 | 1 | 0 | 0 | - | 2 | 6 | 3 | 1 | 1 | 0 | 0 | - | 2 | 6 | 1 | | | |
| 94-95 | Teams did not meet in 1994-95 | | | | | | | | | | | | | | | | | | | | | | | | | | |
| 95-96 | 2 | 0 | 2 | 0 | - | 0 | 6 | 10 | 1 | 0 | 1 | 0 | - | 0 | 4 | 7 | 1 | 0 | 1 | 0 | - | 0 | 2 | 3 | | | |
| 96-97 | 2 | 0 | 1 | 1 | - | 1 | 7 | 8 | 1 | 0 | 1 | 0 | - | 0 | 3 | 4 | 1 | 0 | 0 | 1 | - | 1 | 4 | 4 | | | |
| 97-98 | 2 | 1 | 0 | 1 | - | 3 | 5 | 4 | 1 | 1 | 0 | 0 | - | 2 | 3 | 2 | 1 | 0 | 0 | 1 | - | 1 | 2 | 2 | | | |
| 98-99 | 2 | 0 | 2 | 0 | - | 0 | 4 | 8 | 1 | 0 | 1 | 0 | - | 0 | 3 | 6 | 1 | 0 | 1 | 0 | - | 0 | 1 | 2 | | | |
| 99-00 | 2 | 0 | 1 | 1 | 0 | 1 | 4 | 7 | 1 | 0 | 0 | 1 | 0 | 1 | 2 | 2 | 1 | 0 | 1 | 0 | 0 | 0 | 2 | 5 | | | |
| 00-01 | 2 | 1 | 1 | 0 | 0 | 2 | 5 | 7 | 1 | 0 | 1 | 0 | 0 | 0 | 1 | 4 | 1 | 1 | 0 | 0 | 0 | 2 | 4 | 3 | | | |
| 01-02 | 1 | 1 | 0 | 0 | 0 | 2 | 3 | 2 | 0 | 0 | 0 | 0 | 0 | 0 | 0 | 0 | 1 | 1 | 0 | 0 | 0 | 2 | 3 | 2 | | | |
| 02-03 | 1 | 0 | 1 | 0 | 0 | 0 | 1 | 3 | 1 | 0 | 1 | 0 | 0 | 0 | 1 | 3 | 0 | 0 | 0 | 0 | 0 | 0 | 0 | 0 | | | |
| 03-04 | 2 | 0 | 2 | 0 | 0 | 0 | 5 | 10 | 1 | 0 | 1 | 0 | 0 | 0 | 2 | 3 | 1 | 0 | 1 | 0 | 0 | 0 | 3 | 7 | | | |
| 05-06 | 1 | 1 | 0 | - | 0 | 2 | 3 | 2 | 0 | 0 | 0 | - | 0 | 0 | 0 | 0 | 1 | 1 | 0 | - | 0 | 2 | 3 | 2 | | | |
| 06-07 | 1 | 1 | 0 | - | 0 | 2 | 4 | 3 | 1 | 1 | 0 | - | 0 | 2 | 4 | 3 | 0 | 0 | 0 | - | 0 | 0 | 0 | 0 | | | |
| 07-08 | Teams did not meet in 2007-08 | | | | | | | | | | | | | | | | | | | | | | | | | | |
| 08-09 | 2 | 0 | 2 | - | 0 | 0 | 6 | 10 | 1 | 0 | 1 | - | 0 | 0 | 4 | 5 | 1 | 0 | 1 | - | 0 | 0 | 2 | 5 | | | |
| 09-10 | 1 | 0 | 1 | - | 0 | 0 | 1 | 2 | 0 | 0 | 0 | - | 0 | 0 | 0 | 0 | 1 | 0 | 1 | - | 0 | 0 | 1 | 2 | | | |
| 10-11 | 1 | 0 | 1 | - | 0 | 0 | 1 | 4 | 1 | 0 | 1 | - | 0 | 0 | 1 | 4 | 0 | 0 | 0 | - | 0 | 0 | 0 | 0 | | | |
| 11-12 | 1 | 0 | 1 | - | 0 | 0 | 2 | 5 | 0 | 0 | 0 | - | 0 | 0 | 0 | 0 | 1 | 0 | 1 | - | 0 | 0 | 2 | 5 | | | |
| 12-13 | Teams did not meet in 2012-13 | | | | | | | | | | | | | | | | | | | | | | | | | | |
| 13-14 | 2 | 0 | 0 | - | 2 | 2 | 5 | 5 | 1 | 0 | 0 | - | 1 | 1 | 4 | 4 | 1 | 0 | 0 | - | 1 | 1 | 1 | 1 | | | |
| 14-15 | 2 | 1 | 1 | - | 0 | 2 | 5 | 3 | 1 | 1 | 0 | - | 0 | 2 | 4 | 0 | 1 | 0 | 1 | - | 0 | 0 | 1 | 3 | | | |
| 15-16 | 2 | 1 | 0 | - | 1 | 3 | 6 | 5 | 1 | 1 | 0 | - | 0 | 2 | 3 | 1 | 1 | 0 | 0 | - | 1 | 1 | 3 | 4 | | | |
| 16-17 | 2 | 1 | 1 | - | 0 | 2 | 7 | 4 | 1 | 1 | 0 | - | 0 | 2 | 5 | 0 | 1 | 0 | 1 | - | 0 | 0 | 2 | 4 | | | |
| 17-18 | 2 | 0 | 0 | - | 0 | 0 | 3 | 8 | 1 | 0 | 1 | - | 0 | 0 | 2 | 5 | 1 | 0 | 1 | - | 0 | 0 | 1 | 3 | | | |
| Totals | 110 | 37 | 57 | 13 | 3 | 90 | 372 | 409 | 54 | 22 | 24 | 7 | 1 | 52 | 212 | 193 | 56 | 15 | 33 | 6 | 2 | 38 | 160 | 216 | | | |

SERIES INFORMATION

| | Overall | at Washington | at Los Angeles |
|-----------------------------|----------------------------|------------------------|-----------------------------|
| All-Time Series (W-L-T-OT) | WSH trails, 37-57-13-3 | WSH trails, 22-24-7-1 | WSH trails, 15-33-6-2 |
| Current Streak | 3 LA wins (3/11/17-3/8/18) | 1 LA win (11/30/17) | 8 LA wins (11/20/08-3/8/18) |
| Last Washington Win | 2/5/17 (5-0) | 2/5/17 (5-0) | 12/14/05 (3-2) |
| Last Los Angeles Win | 3/8/18 (3-1) | 11/30/17 (5-2) | 3/8/18 (3-1) |
| Last Tie | 10/9/99 (2-2) | 10/9/99 (2-2) | 12/13/97 (2-2) |
| Last Overtime Game | 3/9/16 (L, 3-4 OT) | 3/25/14 (L, 4-5 SO) | 3/9/16 (L, 3-4 OT) |
| Overtime Record | 2-4-6 | 1-2-3 | 1-2-3 |
| Last 10 Games (W-L-T-OT) | 3-4-3 | 4-5-1 | 1-7-2 |
| Longest Unbeaten Streak | 6 (2/19/83-2/8/85) | 5 (two times) | 4 (2/17/82-2/16/84) |
| Longest Winning Streak | 5 (12/18/83-2/8/85) | 5 (1/3/79-2/26/80) | 2 (three times) |
| Longest Winless Streak | 10 (1/27/76-11/29/77) | 5 (two times) | 10 (12/19/74-11/29/77) |
| Longest Losing Streak | 8 (12/19/74-11/5/75) | 3 (four times) | 10 (12/19/74-11/29/77) |
| Washington Shutouts (Last) | 5 (2/5/17) | 5 (2/5/17) | None |
| Los Angeles Shutouts (Last) | 3 (3/10/77) | None | 3 (3/10/77) |
| Last Washington Hat Trick | R. Burridge (10/22/93) | R. Burridge (10/22/93) | B. Kelly (2/7/81) |
| Last Los Angeles Hat Trick | J. Kurri (10/12/96) | J. Kurri (10/12/96) | B. Goring (2/1/78) |
| Most Washington Goals | 10 (two times) | 10 (12/6/87) | 10 (2/13/93) |
| Most Los Angeles Goals | 10 (12/4/78) | 9 (1/11/83) | 10 (12/4/78) |



Los Angeles Kings

2017-18 WASHINGTON CAPITALS VS. LOS ANGELES KINGS

CAPITALS LOST SEASON SERIES, 0-2-0 • LOS ANGELES 2-0-0

| | | | | | |
|--------------------|--------------|-----------------|---------------|-----------------------------------|----------------|
| LOS ANGELES | KINGS | CAPITALS | ATTEND | GOALTENDERS | W. GOAL |
| MAR 8, 2018 | 3 | 1 | 18,230 | JONATHAN QUICK / PHILIPP GRUBAUER | TREVOR LEWIS |

| | | | | | |
|-------------------|--------------|-----------------|---------------|--------------------------------|----------------|
| WASHINGTON | KINGS | CAPITALS | ATTEND | GOALTENDERS | W. GOAL |
| NOV 30, 2017 | 5 | 2 | 18,506 | JONATHAN QUICK / BRADEN HOLTBY | JUSSI JOKINEN |

| CAPITALS | | | | | | | | | | | | | | KINGS | | | | | | | | | | | | | |
|---------------------|---|---|---|-----|-----|----|----|----|----|---|---|------|------------------|--------------|---|-----|-----|----|----|----|----|---|---|---|------|--|--|
| GP | G | A | P | +/- | PIM | PP | SH | GW | EN | S | % | GP | G | A | P | +/- | PIM | PP | SH | GW | EN | S | % | | | | |
| EVGENY KUZNETSOV | 2 | 2 | 0 | 2 | -1 | 0 | 0 | 0 | 0 | 0 | 6 | 33.3 | TREVOR LEWIS | 2 | 1 | 2 | 3 | 3 | 0 | 0 | 0 | 1 | 0 | 4 | 25.0 | | |
| JAKUB VRANA | 2 | 1 | 0 | 1 | 2 | 0 | 0 | 0 | 0 | 0 | 3 | 33.3 | MARIAN GABORIK | 2 | 2 | 0 | 2 | 0 | 0 | 0 | 0 | 0 | 1 | 4 | 50.0 | | |
| DMITRY ORLOV | 2 | 0 | 1 | 1 | 0 | 0 | 0 | 0 | 0 | 0 | 4 | 0.0 | JEFF CARTER | 1 | 1 | 1 | 2 | 1 | 0 | 0 | 0 | 0 | 0 | 3 | 33.3 | | |
| BROOKS ORPIK | 2 | 0 | 1 | 1 | -1 | 2 | 0 | 0 | 0 | 0 | 1 | 0.0 | KURTIS MACDERMID | 1 | 0 | 2 | 2 | 2 | 0 | 0 | 0 | 0 | 0 | 1 | 0.0 | | |
| T.J. OSHIE | 2 | 0 | 1 | 1 | -1 | 0 | 0 | 0 | 0 | 0 | 5 | 0.0 | TANNER PEARSON | 2 | 0 | 2 | 2 | 1 | 0 | 0 | 0 | 0 | 0 | 2 | 0.0 | | |
| MATT NISKANEN | 2 | 0 | 0 | 0 | 0 | 0 | 0 | 0 | 0 | 0 | 7 | 0.0 | KYLE CLIFFORD | 1 | 1 | 0 | 1 | 1 | 4 | 0 | 0 | 0 | 1 | 2 | 50.0 | | |
| MICHAL KEMPNY | 1 | 0 | 0 | 0 | -1 | 0 | 0 | 0 | 0 | 0 | 3 | 0.0 | JONNY BRODZINSKI | 1 | 1 | 0 | 1 | 1 | 0 | 0 | 0 | 0 | 0 | 2 | 50.0 | | |
| ALEX OVECHKIN | 2 | 0 | 0 | 0 | -3 | 0 | 0 | 0 | 0 | 0 | 7 | 0.0 | JUSSI JOKINEN | 4 | 1 | 0 | 1 | 0 | 0 | 0 | 0 | 1 | 0 | 6 | 16.7 | | |
| BRETT CONNOLLY | 1 | 0 | 0 | 0 | -1 | 2 | 0 | 0 | 0 | 0 | 0 | 0.0 | TYLER TOFFOLI | 2 | 1 | 0 | 1 | 0 | 0 | 0 | 0 | 0 | 1 | 5 | 20.0 | | |
| CHANDLER STEPHENSON | 1 | 0 | 0 | 0 | -2 | 0 | 0 | 0 | 0 | 0 | 0 | 0.0 | DION PHANEUF | 3 | 0 | 1 | 1 | 2 | 0 | 0 | 0 | 0 | 0 | 6 | 0.0 | | |
| NICKLAS BACKSTROM | 2 | 0 | 0 | 0 | -4 | 0 | 0 | 0 | 0 | 0 | 2 | 0.0 | ADRIAN KEMPE | 2 | 0 | 1 | 1 | 1 | 0 | 0 | 0 | 0 | 0 | 2 | 0.0 | | |
| LARS ELLER | 2 | 0 | 0 | 0 | -1 | 0 | 0 | 0 | 0 | 0 | 4 | 0.0 | ANZE KOPITAR | 2 | 0 | 1 | 1 | 2 | 0 | 0 | 0 | 0 | 0 | 3 | 0.0 | | |
| MADISON BOWEY | 1 | 0 | 0 | 0 | -1 | 0 | 0 | 0 | 0 | 0 | 1 | 0.0 | DEREK FORBORT | 2 | 0 | 1 | 1 | 2 | 0 | 0 | 0 | 0 | 0 | 1 | 0.0 | | |
| DEVANTE SMITH-PELLY | 2 | 0 | 0 | 0 | -4 | 0 | 0 | 0 | 0 | 0 | 1 | 0.0 | NICK SHORE | 1 | 0 | 1 | 1 | 1 | 0 | 0 | 0 | 0 | 0 | 0 | 0.0 | | |
| JAKUB JERABEK | 1 | 0 | 0 | 0 | 0 | 0 | 0 | 0 | 0 | 0 | 2 | 0.0 | ALEC MARTINEZ | 2 | 0 | 1 | 1 | 4 | 4 | 0 | 0 | 0 | 0 | 4 | 0.0 | | |
| CHRISTIAN DJOOS | 1 | 0 | 0 | 0 | 0 | 0 | 0 | 0 | 0 | 0 | 1 | 0.0 | CHRISTIAN FOLIN | 2 | 0 | 0 | 0 | 0 | 0 | 0 | 0 | 0 | 0 | 3 | 0.0 | | |
| ALEX CHIASSON | 2 | 0 | 0 | 0 | -3 | 0 | 0 | 0 | 0 | 0 | 0 | 0.0 | JAKE MUZZIN | 2 | 0 | 0 | 0 | -1 | 0 | 0 | 0 | 0 | 0 | 2 | 0.0 | | |
| TOM WILSON | 2 | 0 | 0 | 0 | 0 | 2 | 0 | 0 | 0 | 0 | 1 | 0.0 | OSCAR FANTENBERG | 0 | 0 | 0 | 0 | 0 | 0 | 0 | 0 | 0 | 0 | 0 | 0.0 | | |
| TAYLOR CHORNEY | 0 | 0 | 0 | 0 | 0 | 0 | 0 | 0 | 0 | 0 | 0 | 0.0 | DREW DOUGHTY | 2 | 0 | 0 | 0 | 1 | 0 | 0 | 0 | 0 | 0 | 2 | 0.0 | | |
| ANDRE BURAKOVSKY | 1 | 0 | 0 | 0 | 0 | 0 | 0 | 0 | 0 | 0 | 1 | 0.0 | TOBIAS RIEDER | 2 | 0 | 0 | 0 | 1 | 0 | 0 | 0 | 0 | 0 | 4 | 0.0 | | |
| JOHN CARLSON | 2 | 0 | 0 | 0 | -4 | 0 | 0 | 0 | 0 | 0 | 6 | 0.0 | ANDY ANDREOFF | 0 | 0 | 0 | 0 | 0 | 0 | 0 | 0 | 0 | 0 | 0 | 0.0 | | |
| NATHAN WALKER | 0 | 0 | 0 | 0 | 0 | 0 | 0 | 0 | 0 | 0 | 0 | 0.0 | NIC DOWD | 2 | 0 | 0 | 0 | -2 | 2 | 0 | 0 | 0 | 0 | 1 | 0.0 | | |
| JAY BEAGLE | 2 | 0 | 0 | 0 | -2 | 0 | 0 | 0 | 0 | 0 | 0 | 0.0 | ALEX IAFALLO | 2 | 0 | 0 | 0 | 1 | 0 | 0 | 0 | 0 | 0 | 7 | 0.0 | | |
| TYLER GRAOVAC | 1 | 0 | 0 | 0 | -1 | 0 | 0 | 0 | 0 | 0 | 0 | 0.0 | DUSTIN BROWN | 2 | 0 | 0 | 0 | 0 | 0 | 0 | 0 | 0 | 0 | 4 | 0.0 | | |
| | | | | | | | | | | | | | NATE THOMPSON | 3 | 0 | 0 | 0 | -2 | 0 | 0 | 0 | 0 | 0 | 5 | 0.0 | | |
| | | | | | | | | | | | | | MICHAEL AMADIO | 1 | 0 | 0 | 0 | 0 | 0 | 0 | 0 | 0 | 0 | 0 | 0.0 | | |
| | | | | | | | | | | | | | TORREY MITCHELL | 1 | 0 | 0 | 0 | 1 | 2 | 0 | 0 | 0 | 0 | 3 | 0.0 | | |

| GOALTENDER | | | | | | | | | | | | GOALTENDER | | | | | | | | | | | |
|-------------------|-----|----|-----|------|---|---|----|----|-----|------|----------------|-------------------|-----|----|------|---|----|----|-----|----|------|--|--|
| GP | MIN | GA | GAA | SO | W | L | OT | SA | SV% | GP | MIN | GA | GAA | SO | W | L | OT | SA | SV% | | | | |
| BRADEN HOLTBY | 1 | 59 | 3 | 3.06 | 0 | 0 | 1 | 0 | 25 | .880 | JONATHAN QUICK | 2 | 120 | 3 | 1.50 | 0 | 2 | 0 | 0 | 55 | .945 | | |
| PHILIPP GRUBAUER | 1 | 58 | 2 | 2.07 | 0 | 0 | 1 | 0 | 28 | .929 | | | | | | | | | | | | | |

POWER PLAY: 0 - 5 (0%)

PENALTY KILLING: 3 - 3 (100%)

POWER PLAY: 0 - 3 (0%)

PENALTY KILLING: 5 - 5 (100%)



Minnesota Wild

CLUB INFORMATION

Founded.....2000-01
Home Arena..... Xcel Energy Center (17,954)
Stanley Cups..... None
General Manager..... Chuck Fletcher
Head Coach..... Bruce Boudreau
Assistant Coaches..... John Anderson, Darby Hendrickson, Bob Woods
Director of Media Relations..... Aaron Sickman
 2017-18 Record 45-26-11 (101 points)
 2017-18 Finish 3rd, Central Division
 2016-17 Playoffs..... W. Conf. quarterfinals (def. by STL, 4-1)

317 Washington Street
 St. Paul, MN 55102
 651.602.6000
 Fax: 651.222.1055
 @mnwild



2017-18 MEETINGS

Nov. 18 at Washington: W, 3-1
 Feb. 15 at Minnesota: W, 5-2

ALL-TIME SERIES HISTORY

| YEAR | TOTALS | | | | | | HOME | | | | | | AWAY | | | | | | | | | | | | | |
|---------------|-------------------------------|-----------|----------|----------|----------|-----------|-----------|-----------|-----------|----------|----------|----------|----------|-----------|-----------|-----------|-----------|----------|----------|----------|----------|----------|-----------|-----------|---|--|
| | GP | W | L | T | OT | PTS | GF | GA | GP | W | L | T | OT | PTS | GF | GA | GP | W | L | T | OT | PTS | GF | GA | | |
| 00-01 | 2 | 1 | 1 | 0 | 0 | 2 | 2 | 4 | 1 | 1 | 0 | 0 | 0 | 2 | 2 | 1 | 1 | 0 | 1 | 0 | 0 | 0 | 0 | 0 | 3 | |
| 01-02 | 1 | 1 | 0 | 0 | 0 | 2 | 2 | 1 | 1 | 1 | 0 | 0 | 0 | 2 | 2 | 1 | 0 | 0 | 0 | 0 | 0 | 0 | 0 | 0 | 0 | |
| 02-03 | 2 | 0 | 2 | 0 | 0 | 0 | 3 | 5 | 1 | 0 | 1 | 0 | 0 | 0 | 3 | 4 | 1 | 0 | 1 | 0 | 0 | 0 | 0 | 0 | 1 | |
| 03-04 | 1 | 0 | 1 | 0 | 0 | 0 | 1 | 2 | 0 | 0 | 0 | 0 | 0 | 0 | 0 | 0 | 1 | 0 | 1 | 0 | 0 | 0 | 0 | 1 | 2 | |
| 05-06 | Teams did not meet in 2005-06 | | | | | | | | | | | | | | | | | | | | | | | | | |
| 06-07 | 1 | 0 | 0 | - | 1 | 1 | 2 | 2 | 0 | 0 | 0 | - | 0 | 0 | 0 | 0 | 1 | 0 | 0 | - | 1 | 1 | 2 | 2 | 2 | |
| 07-08 | 1 | 1 | 0 | - | 0 | 2 | 4 | 1 | 1 | 1 | 0 | - | 0 | 2 | 4 | 1 | 0 | 0 | 0 | - | 0 | 0 | 0 | 0 | 0 | |
| 08-09 | 1 | 0 | 1 | - | 0 | 0 | 3 | 4 | 0 | 0 | 0 | - | 0 | 0 | 0 | 0 | 1 | 0 | 1 | - | 0 | 0 | 3 | 4 | 4 | |
| 09-10 | 1 | 1 | 0 | - | 0 | 2 | 3 | 1 | 1 | 1 | 0 | - | 0 | 2 | 3 | 1 | 0 | 0 | 0 | - | 0 | 0 | 0 | 0 | 0 | |
| 10-11 | 1 | 0 | 1 | - | 0 | 0 | 1 | 2 | 0 | 0 | 0 | - | 0 | 0 | 0 | 0 | 1 | 0 | 1 | - | 0 | 0 | 1 | 2 | 2 | |
| 11-12 | 1 | 1 | 0 | - | 0 | 2 | 3 | 0 | 1 | 1 | 0 | - | 0 | 2 | 3 | 0 | 0 | 0 | 0 | - | 0 | 0 | 0 | 0 | 0 | |
| 12-13 | Teams did not meet in 2012-13 | | | | | | | | | | | | | | | | | | | | | | | | | |
| 13-14 | 2 | 1 | 1 | - | 0 | 2 | 5 | 7 | 1 | 1 | 0 | - | 0 | 2 | 2 | 2 | 1 | 0 | 1 | - | 0 | 0 | 3 | 5 | 5 | |
| 14-15 | 2 | 1 | 1 | - | 0 | 2 | 4 | 4 | 1 | 0 | 1 | - | 0 | 0 | 1 | 2 | 1 | 1 | 0 | - | 0 | 2 | 3 | 2 | 2 | |
| 15-16 | 2 | 2 | 0 | - | 0 | 4 | 7 | 5 | 1 | 1 | 0 | - | 0 | 2 | 3 | 2 | 1 | 1 | 0 | - | 0 | 2 | 4 | 3 | 3 | |
| 16-17 | 2 | 2 | 0 | - | 0 | 4 | 9 | 6 | 1 | 1 | 0 | - | 0 | 2 | 4 | 2 | 1 | 1 | 0 | - | 0 | 2 | 5 | 4 | 4 | |
| 17-18 | 2 | 2 | 0 | - | 0 | 4 | 8 | 3 | 1 | 1 | 0 | - | 0 | 2 | 3 | 1 | 1 | 1 | 0 | - | 0 | 2 | 5 | 2 | 2 | |
| Totals | 22 | 13 | 8 | 0 | 1 | 27 | 57 | 47 | 11 | 9 | 2 | 0 | 0 | 18 | 30 | 17 | 11 | 4 | 6 | 0 | 1 | 9 | 27 | 30 | | |

SERIES INFORMATION

All-Time Series (W-L-T-OT)
 Current Streak
 Last Washington Win
 Last Minnesota Win
 Last Tie
 Last Overtime Game
 Overtime Record
 Last 10 Games (W-L-OT)
 Longest Unbeaten Streak
 Longest Winning Streak
 Longest Winless Streak
 Longest Losing Streak
 Washington Shutouts (Last)
 Minnesota Shutouts (Last)
 Last Washington Hat Trick
 Last Minnesota Hat Trick
 Most Washington Goals
 Most Minnesota Goals

Overall

WSH leads, 13-8-0-1
 7 WSH wins (3/19/15-2/15/18)
 2/15/18 (5-2)
 3/5/15 (2-1)
 None
 3/28/17 (W, 5-4 OT)
 2-1-0
 8-2-0
 7 (3/19/15-2/15/18)
 7 (3/19/15-2/15/18)
 4 (11/16/02-10/12/06)
 4 (11/16/02-10/12/06)
 None
 2 (11/16/02)
 A. Ovechkin (3/28/17)
 R. Suter (1/4/14)
 5 (2/15/18)
 5 (1/4/14)

at Washington

WSH leads, 9-2-0-0
 3 WSH wins (2/26/16-11/18/17)
 11/18/17 (3-1)
 3/5/15 (2-1)
 None
 11/7/13 (W, 3-2 SO)
 1-0-0
 8-2-0
 4 (2/26/08-11/7/13)
 4 (2/26/08-11/7/13)
 1 (two times)
 1 (two times)
 None
 None
 None
 None
 4 (2/26/08)
 4 (11/21/03)

at Minnesota

WSH trails, 4-6-0-1
 4 WSH wins (3/19/15-2/15/18)
 2/15/18 (5-2)
 1/4/14 (5-3)
 None
 3/28/17 (W, 5-4 OT)
 1-1-0
 4-5-1
 4 (3/19/15-2/15/18)
 4 (3/19/15-2/15/18)
 7 (1/10/01-1/4/14)
 7 (1/10/01-1/4/14)
 None
 2 (11/16/02)
 A. Ovechkin (3/28/17)
 R. Suter (1/4/14)
 5 (2/15/18)
 5 (1/4/14)



Minnesota Wild

2017-18 WASHINGTON CAPITALS VS. MINNESOTA WILD

CAPITALS WON SEASON SERIES 2-0-0 • MINNESOTA 0-2-0

MINNESOTA **WILD** **CAPITALS** **ATTEND** **GOALTENDERS** **W. GOAL**
 FEB. 15, 2018 2 5 19,027 PHILIPP GRUBAUER / DEVAN DUBNYK ANDRE BURAKOVSKY

WASHINGTON **WILD** **CAPITALS** **ATTEND** **GOALTENDERS** **W. GOAL**
 NOV 18, 2017 1 3 18,506 BRADEN HOLTBY / ALEX STALOCK DMITRY ORLOV

| CAPITALS | | | | | | | | | | | | | WILD | | | | | | | | | | | | |
|---------------------|---|---|---|-----|-----|-----|----|----|----|---|----|-------|-------------------|---|---|-----|-----|-----|----|----|----|---|---|---|------|
| GP | G | A | P | +/- | PIM | PPG | SH | GW | EN | S | % | GP | G | A | P | +/- | PIM | PPG | SH | GW | EN | S | % | | |
| ALEX OVECHKIN | 2 | 1 | 4 | 5 | 4 | 0 | 0 | 0 | 0 | 0 | 11 | 9.1 | NINO NIEDERREITER | 2 | 2 | 0 | 2 | -1 | 2 | 1 | 0 | 0 | 0 | 5 | 40.0 |
| NICKLAS BACKSTROM | 2 | 1 | 2 | 3 | 3 | 0 | 0 | 0 | 0 | 0 | 6 | 16.7 | MIKKO KOIVU | 2 | 0 | 2 | 2 | -1 | 0 | 0 | 0 | 0 | 0 | 5 | 0.0 |
| TOM WILSON | 2 | 2 | 1 | 3 | 3 | 2 | 0 | 0 | 0 | 1 | 4 | 50.0 | MIKAEL GRANLUND | 2 | 0 | 2 | 2 | -2 | 0 | 0 | 0 | 0 | 0 | 5 | 0.0 |
| DMITRY ORLOV | 2 | 1 | 1 | 2 | 2 | 0 | 0 | 0 | 1 | 0 | 5 | 20.0 | ERIC STAAL | 2 | 1 | 0 | 1 | -1 | 2 | 1 | 0 | 0 | 0 | 7 | 14.3 |
| EVGENY KUZNETSOV | 2 | 1 | 1 | 2 | 0 | 0 | 1 | 0 | 0 | 0 | 9 | 11.1 | RYAN SUTER | 2 | 0 | 1 | 1 | -3 | 4 | 0 | 0 | 0 | 0 | 8 | 0.0 |
| TJ OSHIE | 2 | 1 | 1 | 2 | 0 | 2 | 1 | 0 | 0 | 0 | 4 | 25.0 | GUSTAV OLOFSSON | 1 | 0 | 1 | 1 | 1 | 0 | 0 | 0 | 0 | 0 | 1 | 0.0 |
| ANDRE BURAKOVSKY | 1 | 1 | 1 | 2 | 2 | 0 | 0 | 0 | 1 | 0 | 1 | 100.0 | MIKE REILLY | 2 | 0 | 1 | 1 | 1 | 0 | 0 | 0 | 0 | 0 | 0 | 0.0 |
| JOHN CARLSON | 2 | 0 | 1 | 1 | 3 | 0 | 0 | 0 | 0 | 0 | 4 | 0.0 | CHARLIE COYLE | 1 | 0 | 0 | 0 | -1 | 0 | 0 | 0 | 0 | 0 | 1 | 0.0 |
| MATT NISKANEN | 2 | 0 | 1 | 1 | 2 | 0 | 0 | 0 | 0 | 0 | 6 | 0.0 | MATT CULLEN | 2 | 0 | 0 | 0 | -3 | 0 | 0 | 0 | 0 | 0 | 1 | 0.0 |
| BRETT CONNOLLY | 2 | 0 | 1 | 1 | 1 | 0 | 0 | 0 | 0 | 0 | 3 | 0.0 | CHRIS STEWART | 1 | 0 | 0 | 0 | -1 | 2 | 0 | 0 | 0 | 0 | 0 | 0.0 |
| JAKUB VRANA | 2 | 0 | 0 | 0 | -1 | 0 | 0 | 0 | 0 | 0 | 4 | 0.0 | ZACH PARISE | 1 | 0 | 0 | 0 | -1 | 0 | 0 | 0 | 0 | 0 | 7 | 0.0 |
| CHANDLER STEPHENSON | 2 | 0 | 0 | 0 | 1 | 0 | 0 | 0 | 0 | 0 | 3 | 0.0 | JOEL ERIKSSON EK | 2 | 0 | 0 | 0 | -1 | 0 | 0 | 0 | 0 | 0 | 2 | 0.0 |
| CHRISTIAN DJOOS | 1 | 0 | 0 | 0 | 2 | 0 | 0 | 0 | 0 | 0 | 2 | 0.0 | JASON ZUCKER | 2 | 0 | 0 | 0 | -1 | 2 | 0 | 0 | 0 | 0 | 5 | 0.0 |
| TAYLOR CHORNEY | 2 | 0 | 0 | 0 | 0 | 2 | 0 | 0 | 0 | 0 | 1 | 0.0 | MARCUS FOLIGNO | 2 | 0 | 0 | 0 | 0 | 0 | 0 | 0 | 0 | 0 | 2 | 0.0 |
| LARS ELLER | 2 | 0 | 0 | 0 | 2 | 4 | 0 | 0 | 0 | 0 | 4 | 0.0 | LUKE KUNIN | 1 | 0 | 0 | 0 | 0 | 0 | 0 | 0 | 0 | 0 | 3 | 0.0 |
| BROOKS ORPIK | 2 | 0 | 0 | 0 | 1 | 2 | 0 | 0 | 0 | 0 | 0 | 0.0 | MATT DUMBA | 2 | 0 | 0 | 0 | -1 | 0 | 0 | 0 | 0 | 0 | 4 | 0.0 |
| DEVANTE SMITH-PELLY | 2 | 0 | 0 | 0 | 0 | 2 | 0 | 0 | 0 | 0 | 1 | 0.0 | JONAS BRODIN | 1 | 0 | 0 | 0 | 0 | 0 | 0 | 0 | 0 | 0 | 0 | 0.0 |
| JAY BEAGLE | 2 | 0 | 0 | 0 | 0 | 2 | 0 | 0 | 0 | 0 | 1 | 0.0 | DANIEL WINNIK | 2 | 0 | 0 | 0 | 0 | 0 | 0 | 0 | 0 | 0 | 2 | 0.0 |
| MADISON BOWEY | 1 | 0 | 0 | 0 | 0 | 2 | 0 | 0 | 0 | 0 | 1 | 0.0 | KYLE QUINCEY | 1 | 0 | 0 | 0 | 0 | 2 | 0 | 0 | 0 | 0 | 2 | 0.0 |
| ALEX CHIASSON | 1 | 0 | 0 | 0 | 0 | 0 | 0 | 0 | 0 | 0 | 0 | 0.0 | NICK SEELER | 1 | 0 | 0 | 0 | -1 | 0 | 0 | 0 | 0 | 0 | 0 | 0.0 |
| | | | | | | | | | | | | | NATE PROSSER | 1 | 0 | 0 | 0 | -1 | 0 | 0 | 0 | 0 | 0 | 0 | 0.0 |
| | | | | | | | | | | | | | JARED SPURGEON | 2 | 0 | 0 | 0 | -5 | 0 | 0 | 0 | 0 | 0 | 2 | 0.0 |
| | | | | | | | | | | | | | ZACK MITCHELL | 0 | 0 | 0 | 0 | 0 | 0 | 0 | 0 | 0 | 0 | 0 | 0.0 |
| | | | | | | | | | | | | | TYLER ENNIS | 2 | 0 | 0 | 0 | -3 | 0 | 0 | 0 | 0 | 0 | 3 | 0.0 |

| GOALTENDERS | | | | | | | | | | | GOALTENDERS | | | | | | | | | | |
|------------------|-----|----|-----|------|---|---|----|----|-----|------|--------------|----|-----|----|------|---|----|----|-----|----|------|
| GP | MIN | GA | GAA | SO | W | L | OT | SA | SV% | GP | MIN | GA | GAA | SO | W | L | OT | SA | SV% | | |
| BRADEN HOLTBY | 1 | 59 | 1 | 1.00 | 0 | 1 | 0 | 0 | 31 | .968 | DEVAN DUBNYK | 1 | 59 | 4 | 4.07 | 0 | 0 | 1 | 0 | 26 | .846 |
| PHILIPP GRUBAUER | 1 | 60 | 2 | 2.00 | 0 | 1 | 0 | 0 | 34 | .941 | ALEX STALOCK | 1 | 58 | 3 | 3.08 | 0 | 0 | 1 | 0 | 43 | .930 |

POWER PLAY: 2 - 7 (28.6%)

PENALTY KILLING: 7 - 9 (77.8%)

POWER PLAY: 2 - 9 (22.2%)

PENALTY KILLING: 5 - 7 (71.4%)



Nashville Predators

CLUB INFORMATION

Founded 1998-99
Home Arena **Bridgestone Arena (17,113)**
Stanley Cups **None**
President of Hockey Operations/General Manager & Alternate Gov. ... **David Poile**
Head Coach **Peter Laviolette**
Associate Coach **Kevin McCarthy**
Assistant Coach **Dan Muse**
Director of Communications **Kevin Wilson**
 2017-18 Record 53-18-11 (117 points)
 2017-18 Finish 1st, Central Division
 2016-17 Playoffs Stanley Cup Final (def. by PIT, 4-2)

Bridgestone Arena
 501 Broadway
 Nashville, TN 37203
 615.770.2100
 Fax: 615.770.2309
 @PredsNHL



2017-18 MEETINGS

Nov. 14 at Nashville: L, 3-6
 April 5 at Washington: L, 4-3

ALL-TIME SERIES HISTORY

| YEAR | TOTALS | | | | | | | | | HOME | | | | | | | | | AWAY | | | | | | | | |
|---------------|-------------------------------|-----------|-----------|----------|----------|-----------|-----------|-----------|--|-----------|----------|----------|----------|----------|-----------|-----------|-----------|--|-----------|----------|----------|----------|----------|-----------|-----------|-----------|--|
| | GP | W | L | T | OT | PTS | GF | GA | | GP | W | L | T | OT | PTS | GF | GA | | GP | W | L | T | OT | PTS | GF | GA | |
| 98-99 | 2 | 0 | 2 | 0 | - | 0 | 3 | 6 | | 1 | 0 | 1 | 0 | - | 0 | 2 | 3 | | 1 | 0 | 1 | 0 | - | 0 | 1 | 3 | |
| 99-00 | 2 | 2 | 0 | 0 | 0 | 4 | 5 | 2 | | 1 | 1 | 0 | 0 | 0 | 2 | 1 | 0 | | 1 | 1 | 0 | 0 | 0 | 2 | 4 | 2 | |
| 00-01 | 2 | 1 | 1 | 0 | 0 | 2 | 3 | 4 | | 1 | 1 | 0 | 0 | 0 | 2 | 2 | 1 | | 1 | 0 | 1 | 0 | 0 | 0 | 1 | 3 | |
| 01-02 | 1 | 0 | 0 | 1 | 0 | 1 | 3 | 3 | | 0 | 0 | 0 | 0 | 0 | 0 | 0 | 0 | | 1 | 0 | 0 | 1 | 0 | 1 | 3 | 3 | |
| 02-03 | 1 | 1 | 0 | 0 | 0 | 2 | 5 | 4 | | 1 | 1 | 0 | 0 | 0 | 2 | 5 | 4 | | 0 | 0 | 0 | 0 | 0 | 0 | 0 | 0 | |
| 03-04 | 1 | 0 | 1 | 0 | 0 | 0 | 2 | 5 | | 0 | 0 | 0 | 0 | 0 | 0 | 0 | 0 | | 1 | 0 | 1 | 0 | 0 | 0 | 2 | 5 | |
| 05-06 | 1 | 0 | 1 | - | 0 | 0 | 2 | 5 | | 1 | 0 | 1 | - | 0 | 0 | 2 | 5 | | 0 | 0 | 0 | - | 0 | 0 | 0 | 0 | |
| 06-07 | Teams did not meet in 2006-07 | | | | | | | | | | | | | | | | | | | | | | | | | | |
| 07-08 | 1 | 1 | 0 | - | 0 | 2 | 4 | 2 | | 0 | 0 | 0 | - | 0 | 0 | 0 | 0 | | 1 | 1 | 0 | - | 0 | 2 | 4 | 2 | |
| 08-09 | 2 | 2 | 0 | - | 0 | 4 | 5 | 4 | | 1 | 1 | 0 | - | 0 | 2 | 3 | 3 | | 1 | 1 | 0 | - | 0 | 2 | 2 | 1 | |
| 09-10 | 1 | 1 | 0 | - | 0 | 2 | 2 | 2 | | 1 | 1 | 0 | - | 0 | 2 | 2 | 2 | | 0 | 0 | 0 | - | 0 | 0 | 0 | 0 | |
| 10-11 | 1 | 1 | 0 | - | 0 | 2 | 3 | 2 | | 0 | 0 | 0 | - | 0 | 0 | 0 | 0 | | 1 | 1 | 0 | - | 0 | 2 | 3 | 2 | |
| 11-12 | 2 | 1 | 1 | - | 0 | 2 | 5 | 4 | | 1 | 1 | 0 | - | 0 | 2 | 4 | 1 | | 1 | 0 | 1 | - | 0 | 0 | 1 | 3 | |
| 12-13 | Teams did not meet in 2012-13 | | | | | | | | | | | | | | | | | | | | | | | | | | |
| 13-14 | 2 | 1 | 0 | - | 1 | 3 | 8 | 5 | | 1 | 1 | 0 | - | 0 | 2 | 5 | 2 | | 1 | 0 | 0 | - | 1 | 1 | 3 | 3 | |
| 14-15 | 2 | 0 | 2 | - | 0 | 0 | 6 | 8 | | 1 | 0 | 1 | - | 0 | 0 | 3 | 4 | | 1 | 0 | 1 | - | 0 | 0 | 3 | 4 | |
| 15-16 | 2 | 2 | 0 | - | 0 | 4 | 9 | 4 | | 1 | 1 | 0 | - | 0 | 2 | 4 | 1 | | 1 | 1 | 0 | - | 0 | 2 | 5 | 3 | |
| 16-17 | 2 | 0 | 1 | - | 1 | 1 | 3 | 7 | | 1 | 0 | 0 | - | 1 | 1 | 1 | 2 | | 1 | 0 | 1 | - | 0 | 0 | 2 | 5 | |
| 17-18 | 2 | 0 | 2 | - | 0 | 0 | 6 | 10 | | 1 | 0 | 1 | - | 0 | 0 | 3 | 4 | | 1 | 0 | 1 | - | 0 | 0 | 3 | 6 | |
| Totals | 27 | 13 | 11 | 1 | 2 | 29 | 74 | 77 | | 13 | 8 | 4 | 0 | 1 | 17 | 37 | 32 | | 14 | 5 | 7 | 1 | 1 | 12 | 37 | 45 | |

SERIES INFORMATION

| | Overall | at Washington | at Nashville |
|----------------------------|-----------------------------|-----------------------------|-------------------------------|
| All-Time Series (W-L-T-OT) | WSH leads 13-11-1-2 | WSH leads, 8-4-0-1 | WSH trails, 5-7-1-1 |
| Current Streak | 4 NSH wins (2/25/17-4/5/18) | 2 NSH wins (2/25/17-4/5/18) | 2 NSH wins (3/16/17-11/14/17) |
| Last Washington Win | 3/18/16 (4-1) | 3/18/16 (4-1) | 2/9/16 (5-3) |
| Last Nashville Win | 4/5/18 (3-4) | 4/5/18 (3-4) | 11/14/17(3-6) |
| Last Tie | 2/8/02 (3-3) | None | 2/8/02 (3-3) |
| Last Overtime Game | 3/16/17 (L, 1-2 OT) | 3/16/17 (L, 1-2 OT) | 3/30/14 (L, 3-4 SO) |
| Overtime Record | 4-2-1 | 2-1-0 | 2-1-1 |
| Last 10 Games (W-L-T-OT) | 3-5-0-2 | 6-3-0-1 | 4-5-0-1 |
| Longest Unbeaten Streak | 5 (3/18/08-10/16/10) | 4 (10/28/08-12/7/13) | 3 (3/18/08-10/16/10) |
| Longest Winning Streak | 5 (3/18/08-10/16/10) | 4 (10/28/08-12/7/13) | 3 (3/18/08-10/16/10) |
| Longest Winless Streak | 4 (2/25/17-4/5/18) | 2 (3/16/2017-4/5/2018) | 3 (two times) |
| Longest Losing Streak | 3 (3/30/14-3/28/15) | 1 (five times) | 3 (11/15/11-1/16/15) |
| Washington Shutouts (Last) | 1 (11/26/99) | 1 (11/26/99) | None |
| Nashville Shutouts (Last) | None | None | None |
| Last Washington Hat Trick | None | None | None |
| Last Nashville Hat Trick | None | None | None |
| Most Washington Goals | 5 (three times) | 5 (two times) | 5 (2/9/16) |
| Most Nashville Goals | 6 (11/14/17) | 5 (12/7/05) | 6 (11/14/17) |



Nashville Predators

2017-18 WASHINGTON CAPITALS VS. NASHVILLE PREDATORS

CAPITALS LOST SEASON SERIES, 0-2-0 • NASHVILLE 2-0-0

| | | | | | |
|------------------|------------------|-----------------|---------------|-----------------------------|----------------|
| NASHVILLE | PREDATORS | CAPITALS | ATTEND | GOALTENDERS | W. GOAL |
| NOV 14, 2017 | 6 | 3 | 17,113 | PEKKA RINNE / BRADEN HOLTBY | KEVIN FIALA |

| | | | | | |
|-------------------|------------------|-----------------|---------------|--------------------------------|----------------|
| WASHINGTON | PREDATORS | CAPITALS | ATTEND | GOALTENDERS | W. GOAL |
| APR 5, 2018 | 4 | 3 | 18,506 | JUUSE SAROS / PHILIPP GRUBAUER | RYAN JOHANSEN |

| CAPITALS | | | | | | | | | | | | | PREDATORS | | | | | | | | | | | | |
|---------------------|---|---|---|-----|-----|----|----|----|----|---|----|-------|--------------------|---|---|-----|-----|----|----|----|----|---|---|---|------|
| GP | G | A | P | +/- | PIM | PP | SH | GW | EN | S | % | GP | G | A | P | +/- | PIM | PP | SH | GW | EN | S | % | | |
| EVGENY KUZNETSOV | 2 | 2 | 2 | 4 | -1 | 2 | 1 | 0 | 0 | 0 | 6 | 33.3 | CRAIG SMITH | 2 | 3 | 0 | 3 | 3 | 0 | 1 | 0 | 0 | 0 | 6 | 50.0 |
| T.J. OSHIE | 2 | 2 | 1 | 3 | -2 | 2 | 1 | 0 | 0 | 0 | 2 | 100.0 | ROMAN JOSI | 2 | 1 | 2 | 3 | 4 | 2 | 1 | 0 | 0 | 0 | 4 | 25.0 |
| JOHN CARLSON | 2 | 0 | 3 | 3 | -3 | 0 | 0 | 0 | 0 | 0 | 9 | 0.0 | KYLE TURRIS | 3 | 0 | 3 | 3 | 1 | 2 | 0 | 0 | 0 | 0 | 4 | 0.0 |
| NICKLAS BACKSTROM | 2 | 0 | 2 | 2 | -1 | 2 | 0 | 0 | 0 | 0 | 0 | 0.0 | MATTIAS EKHOLOM | 2 | 1 | 1 | 2 | 1 | 0 | 1 | 0 | 0 | 0 | 5 | 20.0 |
| ALEX OVECHKIN | 2 | 1 | 0 | 1 | -2 | 2 | 1 | 0 | 0 | 0 | 12 | 8.3 | KEVIN FIALA | 2 | 1 | 1 | 2 | 3 | 2 | 0 | 0 | 1 | 0 | 5 | 20.0 |
| ALEX CHIASSON | 2 | 1 | 0 | 1 | -1 | 0 | 0 | 0 | 0 | 0 | 2 | 50.0 | RYAN HARTMAN | 3 | 1 | 1 | 2 | 1 | 8 | 0 | 0 | 0 | 0 | 6 | 16.7 |
| BRETT CONNOLLY | 2 | 0 | 1 | 1 | -1 | 0 | 0 | 0 | 0 | 0 | 1 | 0.0 | RYAN JOHANSEN | 2 | 1 | 1 | 2 | 1 | 2 | 0 | 0 | 1 | 0 | 4 | 25.0 |
| CHANDLER STEPHENSON | 2 | 0 | 1 | 1 | 0 | 0 | 0 | 0 | 0 | 0 | 0 | 0.0 | RYAN ELLIS | 1 | 0 | 2 | 2 | 2 | 0 | 0 | 0 | 0 | 0 | 2 | 0.0 |
| MATT NISKANEN | 2 | 0 | 0 | 0 | 0 | 4 | 0 | 0 | 0 | 0 | 8 | 0.0 | COLTON SISSONS | 2 | 0 | 2 | 2 | 0 | 0 | 0 | 0 | 0 | 0 | 3 | 0.0 |
| MICHAL KEMPNY | 4 | 0 | 0 | 0 | 0 | 0 | 0 | 0 | 0 | 0 | 6 | 0.0 | FILIP FORSBERG | 2 | 1 | 0 | 1 | 2 | 0 | 0 | 0 | 0 | 0 | 7 | 14.3 |
| DMITRY ORLOV | 2 | 0 | 0 | 0 | -2 | 0 | 0 | 0 | 0 | 0 | 5 | 0.0 | NICK BONINO | 2 | 1 | 0 | 1 | -1 | 2 | 0 | 0 | 0 | 0 | 3 | 33.3 |
| JAKUB VRANA | 1 | 0 | 0 | 0 | -1 | 0 | 0 | 0 | 0 | 0 | 2 | 0.0 | MIIKKA SALOMAKI | 2 | 1 | 0 | 1 | 2 | 0 | 0 | 0 | 0 | 0 | 2 | 50.0 |
| LARS ELLER | 2 | 0 | 0 | 0 | -1 | 0 | 0 | 0 | 0 | 0 | 4 | 0.0 | ANTHONY BITETTO | 1 | 0 | 1 | 1 | 1 | 0 | 0 | 0 | 0 | 0 | 1 | 0.0 |
| MADISON BOWEY | 1 | 0 | 0 | 0 | -1 | 0 | 0 | 0 | 0 | 0 | 1 | 0.0 | CALLE JARNKROK | 1 | 0 | 1 | 1 | 2 | 2 | 0 | 0 | 0 | 0 | 3 | 0.0 |
| DEVANTE SMITH-PELLY | 2 | 0 | 0 | 0 | 0 | 0 | 0 | 0 | 0 | 0 | 1 | 0.0 | VIKTOR ARVIDSSON | 2 | 0 | 1 | 1 | 1 | 0 | 0 | 0 | 0 | 0 | 5 | 0.0 |
| JAKUB JERABEK | 1 | 0 | 0 | 0 | 1 | 0 | 0 | 0 | 0 | 0 | 1 | 0.0 | SAMUEL GIRARD | 2 | 0 | 1 | 1 | 1 | 0 | 0 | 0 | 0 | 0 | 1 | 0.0 |
| CHRISTIAN DJOOS | 2 | 0 | 0 | 0 | 0 | 0 | 0 | 0 | 0 | 0 | 1 | 0.0 | MATT IRWIN | 2 | 0 | 1 | 1 | 1 | 0 | 0 | 0 | 0 | 0 | 1 | 0.0 |
| TOM WILSON | 2 | 0 | 0 | 0 | -1 | 0 | 0 | 0 | 0 | 0 | 1 | 0.0 | P.K. SUBBAN | 2 | 0 | 1 | 1 | -1 | 2 | 0 | 0 | 0 | 0 | 1 | 0.0 |
| TAYLOR CHORNEY | 1 | 0 | 0 | 0 | 2 | 0 | 0 | 0 | 0 | 0 | 0 | 0.0 | YANNICK WEBER | 0 | 0 | 0 | 0 | 0 | 0 | 0 | 0 | 0 | 0 | 0 | 0.0 |
| BROOKS ORPIK | 2 | 0 | 0 | 0 | -2 | 2 | 0 | 0 | 0 | 0 | 1 | 0.0 | CODY MCLEOD | 3 | 0 | 0 | 0 | -1 | 4 | 0 | 0 | 0 | 0 | 1 | 0.0 |
| ANDRE BURAKOVSKY | 1 | 0 | 0 | 0 | 0 | 0 | 0 | 0 | 0 | 0 | 0 | 0.0 | MIKE FISHER | 1 | 0 | 0 | 0 | 0 | 0 | 0 | 0 | 0 | 0 | 2 | 0.0 |
| TRAVIS BOYD | 1 | 0 | 0 | 0 | 0 | 0 | 0 | 0 | 0 | 0 | 0 | 0.0 | SCOTT HARTNELL | 0 | 0 | 0 | 0 | 0 | 0 | 0 | 0 | 0 | 0 | 0 | 0.0 |
| NATHAN WALKER | 0 | 0 | 0 | 0 | 0 | 0 | 0 | 0 | 0 | 0 | 0 | 0.0 | ALEXEI EMELIN | 2 | 0 | 0 | 0 | 0 | 0 | 0 | 0 | 0 | 0 | 0 | 0.0 |
| JAY BEAGLE | 1 | 0 | 0 | 0 | -1 | 0 | 0 | 0 | 0 | 0 | 2 | 0.0 | PONTUS ABERG | 0 | 0 | 0 | 0 | 0 | 0 | 0 | 0 | 0 | 0 | 0 | 0.0 |
| TYLER GRAOVAC | 0 | 0 | 0 | 0 | 0 | 0 | 0 | 0 | 0 | 0 | 0 | 0.0 | AUSTIN WATSON | 2 | 0 | 0 | 0 | -1 | 0 | 0 | 0 | 0 | 0 | 2 | 0.0 |
| | | | | | | | | | | | | | FREDERICK GAUDREAU | 0 | 0 | 0 | 0 | 0 | 0 | 0 | 0 | 0 | 0 | 0 | 0.0 |
| | | | | | | | | | | | | | VLADISLAV KAMENEV | 1 | 0 | 0 | 0 | 0 | 0 | 0 | 0 | 0 | 0 | 0 | 0.0 |

| GOALTENDERS | | | | | | | | | | | GOALTENDERS | | | | | | | | | | |
|------------------|-----|----|-----|------|---|---|----|----|-----|------|-------------|----|-----|----|------|---|----|----|-----|----|------|
| GP | MIN | GA | GAA | SO | W | L | OT | SA | SV% | GP | MIN | GA | GAA | SO | W | L | OT | SA | SV% | | |
| BRADEN HOLTBY | 1 | 40 | 6 | 9.00 | 0 | 0 | 1 | 0 | 25 | .760 | PEKKA RINNE | 1 | 60 | 3 | 3.01 | 0 | 1 | 0 | 0 | 29 | .897 |
| PHILIPP GRUBAUER | 2 | 78 | 4 | 3.09 | 0 | 0 | 1 | 0 | 35 | .886 | JUUSE SAROS | 1 | 60 | 3 | 3.00 | 0 | 1 | 0 | 0 | 32 | .906 |

POWER PLAY: 3 - 8 (38%)

PENALTY KILLING: 4 - 7 (57.1%)

POWER PLAY: 3 - 7 (43%)

PENALTY KILLING: 5 - 8 (62.5%)



New Jersey Devils

CLUB INFORMATION

Founded..... 1974-75 (Kansas City), 1976-77 (Colorado), 1982-83 (N.J.)
Home Arena..... Prudential Center (16,514)
Stanley Cups..... 3 (most recent, 2003)
President..... Hugh Weber
Executive V.P./General Manager..... Ray Shero
Head Coach..... John Hynes
Assistant Coaches..... Geoff Ward, Alain Nasreddine, Ryane Clowe
VP, Communications/Team Services..... Pete Albietz
 2017-18 Record..... 44-29-9 (97 points)
 2017-18 Finish..... 5th, Metropolitan Division
 2016-17 Playoffs..... D.N.Q.

Prudential Center
 25 Lafayette Street
 Newark, NJ 07102
 973.757.6100
 Fax: 973.757.6399
 @NHLDevils



2017-18 MEETINGS

Oct. 13 at New Jersey: W, 5-2
 Dec. 30 at Washington: W, 5-2
 Jan. 18 at New Jersey: L, 3-4 OT
 April 7 at Washington: W, 5-3

ALL-TIME SERIES HISTORY

| YEAR | TOTALS | | | | | | | HOME | | | | | | | AWAY | | | | | | | | | |
|---------------|------------|------------|-----------|-----------|-----------|------------|------------|------------|------------|-----------|-----------|----------|----------|------------|------------|------------|------------|-----------|-----------|----------|----------|------------|------------|------------|
| | GP | W | L | T | OT | PTS | GF | GA | GP | W | L | T | OT | PTS | GF | GA | GP | W | L | T | OT | PTS | GF | GA |
| 74-75 | 4 | 1 | 3 | 0 | - | 2 | 11 | 15 | 2 | 1 | 1 | 0 | - | 2 | 7 | 5 | 2 | 0 | 2 | 0 | - | 0 | 4 | 10 |
| 75-76 | 4 | 1 | 2 | 1 | - | 3 | 14 | 16 | 2 | 0 | 1 | 1 | - | 1 | 7 | 9 | 2 | 1 | 1 | 0 | - | 2 | 7 | 7 |
| 76-77 | 4 | 3 | 1 | 0 | - | 6 | 11 | 5 | 2 | 2 | 0 | 0 | - | 4 | 8 | 1 | 2 | 1 | 1 | 0 | - | 2 | 3 | 4 |
| 77-78 | 4 | 2 | 1 | 1 | - | 5 | 15 | 18 | 2 | 1 | 0 | 1 | - | 3 | 10 | 7 | 2 | 1 | 1 | 0 | - | 2 | 5 | 11 |
| 78-79 | 4 | 3 | 1 | 0 | - | 6 | 24 | 9 | 2 | 1 | 1 | 0 | - | 2 | 11 | 5 | 2 | 2 | 0 | 0 | - | 4 | 13 | 4 |
| 79-80 | 4 | 1 | 1 | 2 | - | 4 | 9 | 8 | 2 | 1 | 1 | 0 | - | 2 | 5 | 4 | 2 | 0 | 0 | 2 | - | 2 | 4 | 4 |
| 80-81 | 4 | 3 | 0 | 1 | - | 7 | 19 | 15 | 2 | 2 | 0 | 0 | - | 4 | 12 | 9 | 2 | 1 | 0 | 1 | - | 3 | 7 | 6 |
| 81-82 | 3 | 1 | 2 | 0 | - | 2 | 14 | 12 | 1 | 1 | 0 | 0 | - | 2 | 7 | 1 | 2 | 0 | 2 | 0 | - | 0 | 7 | 11 |
| 82-83 | 7 | 6 | 0 | 1 | - | 13 | 29 | 18 | 4 | 4 | 0 | 0 | - | 8 | 16 | 8 | 3 | 2 | 0 | 1 | - | 5 | 13 | 10 |
| 83-84 | 7 | 5 | 0 | 2 | - | 12 | 26 | 13 | 3 | 2 | 0 | 1 | - | 5 | 17 | 9 | 4 | 3 | 0 | 1 | - | 7 | 9 | 4 |
| 84-85 | 7 | 4 | 2 | 1 | - | 9 | 25 | 17 | 4 | 4 | 0 | 0 | - | 8 | 18 | 7 | 3 | 0 | 2 | 1 | - | 1 | 7 | 10 |
| 85-86 | 7 | 6 | 1 | 0 | - | 12 | 32 | 20 | 3 | 3 | 0 | 0 | - | 6 | 18 | 9 | 4 | 3 | 1 | 0 | - | 6 | 14 | 11 |
| 86-87 | 7 | 6 | 1 | 0 | - | 12 | 31 | 20 | 4 | 4 | 0 | 0 | - | 8 | 15 | 8 | 3 | 2 | 1 | 0 | - | 4 | 16 | 12 |
| 87-88 | 7 | 5 | 2 | 0 | - | 10 | 28 | 22 | 3 | 2 | 1 | 0 | - | 4 | 13 | 11 | 4 | 3 | 1 | 0 | - | 6 | 15 | 11 |
| 88-89 | 7 | 3 | 4 | 0 | - | 6 | 30 | 35 | 4 | 2 | 2 | 0 | - | 4 | 22 | 21 | 3 | 1 | 2 | 0 | - | 2 | 8 | 14 |
| 89-90 | 7 | 4 | 3 | 0 | - | 8 | 27 | 25 | 3 | 2 | 1 | 0 | - | 4 | 16 | 14 | 4 | 2 | 2 | 0 | - | 4 | 11 | 11 |
| 90-91 | 7 | 4 | 3 | 0 | - | 8 | 22 | 17 | 4 | 4 | 0 | 0 | - | 8 | 17 | 5 | 3 | 0 | 3 | 0 | - | 0 | 5 | 12 |
| 91-92 | 7 | 5 | 2 | 0 | - | 10 | 29 | 25 | 3 | 2 | 1 | 0 | - | 4 | 11 | 12 | 4 | 3 | 1 | 0 | - | 6 | 18 | 13 |
| 92-93 | 7 | 2 | 5 | 0 | - | 4 | 25 | 25 | 4 | 1 | 3 | 0 | - | 2 | 17 | 16 | 3 | 1 | 2 | 0 | - | 2 | 8 | 9 |
| 93-94 | 5 | 2 | 3 | 0 | - | 4 | 15 | 18 | 3 | 1 | 2 | 0 | - | 2 | 7 | 12 | 2 | 1 | 1 | 0 | - | 2 | 8 | 6 |
| 94-95 | 4 | 0 | 3 | 1 | - | 1 | 6 | 11 | 2 | 0 | 2 | 0 | - | 0 | 1 | 4 | 2 | 0 | 1 | 1 | - | 1 | 5 | 7 |
| 95-96 | 5 | 0 | 5 | 0 | - | 0 | 5 | 14 | 2 | 0 | 2 | 0 | - | 0 | 3 | 5 | 3 | 0 | 3 | 0 | - | 0 | 2 | 9 |
| 96-97 | 6 | 2 | 3 | 1 | - | 5 | 15 | 13 | 3 | 1 | 1 | 1 | - | 3 | 6 | 6 | 3 | 1 | 2 | 0 | - | 2 | 9 | 7 |
| 97-98 | 5 | 2 | 2 | 1 | - | 5 | 10 | 8 | 3 | 2 | 0 | 1 | - | 5 | 7 | 2 | 2 | 0 | 2 | 0 | - | 0 | 3 | 6 |
| 98-99 | 5 | 2 | 3 | 0 | - | 4 | 8 | 12 | 2 | 0 | 2 | 0 | - | 0 | 2 | 7 | 3 | 2 | 1 | 0 | - | 4 | 6 | 5 |
| 99-00 | 4 | 3 | 1 | 0 | 0 | 6 | 15 | 11 | 2 | 2 | 0 | 0 | 0 | 4 | 8 | 4 | 2 | 1 | 1 | 0 | 0 | 2 | 7 | 7 |
| 00-01 | 4 | 2 | 2 | 0 | 0 | 4 | 14 | 14 | 2 | 1 | 1 | 0 | 0 | 2 | 9 | 8 | 2 | 1 | 1 | 0 | 0 | 2 | 5 | 6 |
| 01-02 | 4 | 2 | 1 | 0 | 1 | 5 | 13 | 9 | 2 | 1 | 0 | 0 | 1 | 3 | 9 | 5 | 2 | 1 | 1 | 0 | 0 | 2 | 4 | 4 |
| 02-03 | 4 | 1 | 1 | 0 | 2 | 4 | 6 | 10 | 2 | 1 | 1 | 0 | 0 | 2 | 4 | 6 | 2 | 0 | 0 | 0 | 2 | 2 | 2 | 4 |
| 03-04 | 4 | 1 | 1 | 1 | 1 | 4 | 6 | 8 | 2 | 1 | 0 | 1 | 0 | 3 | 5 | 3 | 2 | 0 | 1 | 0 | 1 | 1 | 1 | 5 |
| 05-06 | 4 | 0 | 3 | - | 1 | 1 | 10 | 17 | 2 | 0 | 1 | - | 1 | 1 | 6 | 7 | 2 | 0 | 2 | - | 0 | 0 | 4 | 10 |
| 06-07 | 4 | 1 | 3 | - | 0 | 2 | 10 | 13 | 2 | 0 | 2 | - | 0 | 0 | 3 | 7 | 2 | 1 | 1 | - | 0 | 2 | 7 | 6 |
| 07-08 | 4 | 2 | 1 | - | 1 | 5 | 10 | 7 | 2 | 1 | 0 | - | 1 | 3 | 4 | 4 | 2 | 1 | 1 | - | 0 | 2 | 6 | 3 |
| 08-09 | 4 | 2 | 0 | - | 2 | 6 | 16 | 11 | 2 | 1 | 0 | - | 1 | 3 | 6 | 4 | 2 | 1 | 0 | - | 1 | 3 | 10 | 7 |
| 09-10 | 4 | 1 | 2 | - | 1 | 3 | 10 | 11 | 2 | 1 | 0 | - | 1 | 3 | 6 | 3 | 2 | 0 | 2 | - | 0 | 0 | 4 | 8 |
| 10-11 | 4 | 3 | 1 | - | 0 | 6 | 15 | 8 | 2 | 2 | 0 | - | 0 | 4 | 12 | 3 | 2 | 1 | 1 | - | 0 | 2 | 3 | 5 |
| 11-12 | 4 | 1 | 1 | - | 2 | 4 | 8 | 11 | 2 | 0 | 1 | - | 1 | 1 | 2 | 7 | 2 | 1 | 0 | - | 1 | 3 | 6 | 4 |
| 12-13 | 3 | 1 | 1 | - | 1 | 3 | 9 | 7 | 2 | 1 | 1 | - | 0 | 2 | 7 | 4 | 1 | 0 | 0 | - | 1 | 1 | 2 | 3 |
| 13-14 | 4 | 1 | 2 | - | 1 | 3 | 9 | 9 | 2 | 1 | 0 | - | 1 | 3 | 7 | 5 | 2 | 0 | 2 | - | 0 | 0 | 2 | 4 |
| 14-15 | 5 | 4 | 1 | - | 0 | 8 | 17 | 6 | 3 | 2 | 1 | - | 0 | 4 | 9 | 5 | 2 | 2 | 0 | - | 0 | 4 | 8 | 1 |
| 15-16 | 4 | 4 | 0 | - | 0 | 8 | 12 | 8 | 2 | 2 | 0 | - | 0 | 4 | 9 | 6 | 2 | 2 | 0 | - | 0 | 4 | 3 | 2 |
| 16-17 | 4 | 3 | 0 | - | 1 | 7 | 13 | 6 | 2 | 1 | 0 | - | 1 | 3 | 2 | 2 | 2 | 2 | 0 | - | 0 | 4 | 11 | 4 |
| 17-18 | 4 | 3 | 0 | - | 1 | 6 | 18 | 11 | 2 | 2 | 0 | - | 0 | 4 | 10 | 5 | 2 | 1 | 0 | - | 1 | 2 | 8 | 6 |
| Totals | 210 | 108 | 74 | 13 | 15 | 243 | 691 | 588 | 106 | 63 | 29 | 6 | 8 | 140 | 391 | 285 | 104 | 45 | 45 | 7 | 7 | 103 | 300 | 303 |

SERIES INFORMATION

All-Time Series (W-L-T-OT)
 Current Streak
 Last Washington Win
 Last New Jersey Win
 Last Tie
 Last Overtime Game
 Overtime Record
 Last 10 Games (W-L-OT)
 Longest Unbeaten Streak
 Longest Winning Streak
 Longest Winless Streak
 Longest Losing Streak
 Washington Shutouts (Last)
 New Jersey Shutouts (Last)
 Last Washington Hat Trick
 Last New Jersey Hat Trick
 Most Washington Goals
 Most New Jersey Goals

Overall
 WSH leads, 108-74-13-15
 1 WSH win (4/7/18)
 4/7/18 (5-3)
 1/18/18 (3-4 OT)
 1/1/04 (2-2)
 1/18/18 (L, 3-4)
 6-12-15
 8-0-2
 17 (11/8/82-12/4/84)
 8 (two times)
 10 (2/15/95-11/12/96)
 7 (4/12/95-11/12/96)
 15 (3/2/17)
 9 (11/14/14)
 A. Ovechkin (2/23/13)
 J. Madden (2/5/03)
 9 (four times)
 8 (10/28/77)

at Washington
 WSH leads, 63-29-6-8
 3 WSH win (3/2/17-4/7/18)
 4/7/18 (5-3)
 12/29/16 (1-2 SO)
 1/1/04 (2-2)
 12/29/16 (L, 1-2 SO)
 2-5-9
 8-1-1
 24 (3/18/80-3/1/88)
 14 (3/28/84-3/1/88)
 4 (two times)
 4 (three times)
 8 (3/2/17)
 5 (11/14/14)
 A. Ovechkin (2/23/13)
 J. Madden (2/5/03)
 9 (three times)
 6 (six times)

at New Jersey
 WSH trails, 45-45-7-7
 1 NJ win (1/18/2018)
 10/13/17 (5-2)
 1/18/2018 (3-4, OT)
 2/25/95 (3-3)
 3/25/16 (W, 1-0 OT)
 4-7-6
 7-2-1
 8 (11/8/82-11/10/84)
 4 (two times)
 7 (12/28/02-12/29/06)
 7 (12/28/02-12/29/06)
 7 (3/25/16)
 4 (12/4/03)
 None
 P. Stastny (12/29/91)
 9 (2/15/79)
 8 (10/28/77)



New Jersey Devils

2017-18 WASHINGTON CAPITALS VS. NEW JERSEY DEVILS

CAPITALS WON SEASON SERIES, 3-0-1 • NEW JERSEY 1-3-0

| NEW JERSEY | DEVILS | CAPITALS | ATTEND | GOALTENDERS | W. GOAL |
|--------------|--------|----------|--------|--------------------------------|-------------|
| OCT 13, 2017 | 2 | 5 | 13,458 | BRADEN HOLTBY / CORY SCHNEIDER | JAKUB VRANA |
| JAN 18, 2018 | 4 | 3 | 14,163 | KEITH KINKAID / BRADEN HOLTBY | TAYLOR HALL |

| WASHINGTON | DEVILS | CAPITALS | ATTEND | GOALTENDERS | W. GOAL |
|--------------|--------|----------|--------|--------------------------------|-------------|
| OCT 13, 2017 | 2 | 5 | 13,458 | BRADEN HOLTBY / CORY SCHNEIDER | JAKUB VRANA |
| JAN 18, 2018 | 4 | 3 | 14,163 | KEITH KINKAID / BRADEN HOLTBY | TAYLOR HALL |

| CAPITALS | GP | G | A | P | +/- | PIM | PP | SH | GW | EN | S | % | DEVILS | GP | G | A | P | +/- | PIM | PP | SH | GW | EN | S | % |
|---------------------|----|---|---|---|-----|-----|----|----|----|----|----|------|------------------|----|---|---|---|-----|-----|----|----|----|----|----|------|
| NICKLAS BACKSTROM | 4 | 3 | 6 | 9 | 2 | 0 | 1 | 0 | 0 | 1 | 10 | 30.0 | PATRICK MAROON | 3 | 2 | 2 | 4 | 1 | 11 | 0 | 0 | 0 | 0 | 11 | 18.2 |
| ALEX OVECHKIN | 4 | 3 | 4 | 7 | 1 | 2 | 1 | 0 | 1 | 0 | 20 | 15.0 | SAMI VATANEN | 2 | 0 | 4 | 4 | 2 | 2 | 0 | 0 | 0 | 0 | 3 | 0.0 |
| JOHN CARLSON | 4 | 1 | 4 | 5 | 8 | 0 | 1 | 0 | 1 | 0 | 11 | 9.1 | TAYLOR HALL | 3 | 2 | 1 | 3 | -1 | 0 | 1 | 0 | 1 | 0 | 8 | 25.0 |
| T.J. OSHIE | 3 | 2 | 2 | 4 | 1 | 2 | 1 | 0 | 0 | 0 | 3 | 66.7 | MILES WOOD | 4 | 2 | 1 | 3 | -1 | 0 | 0 | 0 | 0 | 0 | 13 | 15.4 |
| EVGENY KUZNETSOV | 4 | 0 | 4 | 4 | 3 | 0 | 0 | 0 | 0 | 0 | 6 | 0.0 | MARCUS JOHANSSON | 3 | 0 | 3 | 3 | -1 | 0 | 0 | 0 | 0 | 0 | 2 | 0.0 |
| BRETT CONNOLLY | 4 | 2 | 1 | 3 | 3 | 0 | 0 | 0 | 0 | 0 | 5 | 40.0 | JOHN MOORE | 4 | 1 | 1 | 2 | 2 | 0 | 0 | 0 | 0 | 0 | 9 | 11.1 |
| TOM WILSON | 4 | 1 | 2 | 3 | 2 | 10 | 0 | 0 | 0 | 0 | 5 | 20.0 | NICO HISCHIER | 4 | 1 | 1 | 2 | -1 | 4 | 0 | 0 | 0 | 0 | 11 | 9.1 |
| MICHAL KEMPNY | 2 | 1 | 1 | 2 | 4 | 2 | 0 | 0 | 0 | 0 | 2 | 50.0 | ADAM HENRIQUE | 3 | 1 | 1 | 2 | -1 | 0 | 1 | 0 | 1 | 0 | 2 | 50.0 |
| CHRISTIAN DJOOS | 3 | 1 | 1 | 2 | 1 | 2 | 0 | 0 | 0 | 0 | 4 | 25.0 | TRAVIS ZAJAC | 2 | 1 | 1 | 2 | 1 | 4 | 0 | 0 | 0 | 0 | 2 | 50.0 |
| DEVANTE SMITH-PELLY | 4 | 0 | 2 | 2 | -1 | 0 | 0 | 0 | 0 | 0 | 8 | 0.0 | KYLE PALMIERI | 3 | 1 | 1 | 2 | -1 | 2 | 0 | 0 | 0 | 0 | 5 | 20.0 |
| MATT NISKANEN | 4 | 1 | 0 | 1 | 1 | 2 | 0 | 0 | 0 | 0 | 5 | 20.0 | DAMON SEVERSON | 4 | 0 | 2 | 2 | -3 | 4 | 0 | 0 | 0 | 0 | 3 | 0.0 |
| DMITRY ORLOV | 4 | 1 | 0 | 1 | -1 | 2 | 0 | 0 | 0 | 0 | 5 | 20.0 | PAVEL ZACHA | 4 | 0 | 2 | 2 | -1 | 6 | 0 | 0 | 0 | 0 | 9 | 0.0 |
| JAKUB VRANA | 4 | 1 | 0 | 1 | 0 | 0 | 0 | 0 | 1 | 0 | 4 | 25.0 | ANDY GREENE | 4 | 1 | 0 | 1 | -4 | 0 | 0 | 0 | 0 | 0 | 5 | 20.0 |
| ANDRE BURAKOVSKY | 2 | 1 | 0 | 1 | 2 | 17 | 0 | 0 | 0 | 0 | 2 | 50.0 | DREW STAFFORD | 2 | 1 | 0 | 1 | -1 | 0 | 0 | 0 | 0 | 0 | 4 | 25.0 |
| CHANDLER STEPHENSON | 3 | 0 | 1 | 1 | 0 | 0 | 0 | 0 | 0 | 0 | 1 | 0.0 | MICHAEL GRABNER | 3 | 1 | 0 | 1 | -2 | 0 | 0 | 0 | 0 | 0 | 7 | 14.3 |
| ALEX CHIASOON | 4 | 0 | 1 | 1 | 0 | 4 | 0 | 0 | 0 | 0 | 7 | 0.0 | WILL BUTCHER | 4 | 0 | 1 | 1 | -4 | 0 | 0 | 0 | 0 | 0 | 5 | 0.0 |
| BROOKS ORPIK | 4 | 0 | 1 | 1 | -1 | 4 | 0 | 0 | 0 | 0 | 4 | 0.0 | DALTON PROUT | 1 | 0 | 0 | 0 | 0 | 2 | 0 | 0 | 0 | 0 | 1 | 0.0 |
| SHANE GERSICH | 1 | 0 | 1 | 1 | 0 | 0 | 0 | 0 | 0 | 0 | 0 | 0.0 | JIMMY HAYES | 2 | 0 | 0 | 0 | -1 | 2 | 0 | 0 | 0 | 0 | 1 | 0.0 |
| JAY BEAGLE | 3 | 0 | 1 | 1 | 1 | 2 | 0 | 0 | 0 | 0 | 2 | 0.0 | BRIAN BOYLE | 3 | 0 | 0 | 0 | -2 | 17 | 0 | 0 | 0 | 0 | 6 | 0.0 |
| LARS ELLER | 4 | 0 | 0 | 0 | -1 | 2 | 0 | 0 | 0 | 0 | 3 | 0.0 | BEN LOVEJOY | 2 | 0 | 0 | 0 | 2 | 0 | 0 | 0 | 0 | 0 | 2 | 0.0 |
| MADISON BOWEY | 1 | 0 | 0 | 0 | 0 | 0 | 0 | 0 | 0 | 0 | 1 | 0.0 | STEVEN SANTINI | 2 | 0 | 0 | 0 | -1 | 0 | 0 | 0 | 0 | 0 | 2 | 0.0 |
| JAKUB JERABEK | 1 | 0 | 0 | 0 | -2 | 0 | 0 | 0 | 0 | 0 | 0 | 0.0 | BLAKE COLEMAN | 3 | 0 | 0 | 0 | -1 | 14 | 0 | 0 | 0 | 0 | 1 | 0.0 |
| TAYLOR CHORNEY | 1 | 0 | 0 | 0 | -1 | 0 | 0 | 0 | 0 | 0 | 0 | 0.0 | STEFAN NOESEN | 4 | 0 | 0 | 0 | -2 | 0 | 0 | 0 | 0 | 0 | 8 | 0.0 |
| AARON NESS | 1 | 0 | 0 | 0 | 0 | 0 | 0 | 0 | 0 | 0 | 1 | 0.0 | MIRCO MUELLER | 1 | 0 | 0 | 0 | -3 | 0 | 0 | 0 | 0 | 0 | 0 | 0.0 |
| NATHAN WALKER | 0 | 0 | 0 | 0 | 0 | 0 | 0 | 0 | 0 | 0 | 0 | 0.0 | BRIAN GIBBONS | 4 | 0 | 0 | 0 | -1 | 0 | 0 | 0 | 0 | 0 | 3 | 0.0 |
| TYLER GRAOVAC | 0 | 0 | 0 | 0 | 0 | 0 | 0 | 0 | 0 | 0 | 0 | 0.0 | JESPER BRATT | 4 | 0 | 0 | 0 | 0 | 0 | 0 | 0 | 0 | 0 | 3 | 0.0 |

| GOALTENDER | GP | MIN | GA | GAA | SO | W | L | OT | SA | SV% | GOALTENDER | GP | MIN | GA | GAA | SO | W | L | OT | SA | SV% |
|---------------|----|-----|----|------|----|---|---|----|-----|------|-----------------|----|-----|----|------|----|---|---|----|----|------|
| BRADEN HOLTBY | 4 | 241 | 11 | 2.74 | 0 | 3 | 0 | 1 | 108 | .898 | SCOTT WEDGEWOOD | 2 | 128 | 5 | 2.34 | 0 | 1 | 0 | 1 | 57 | .912 |
| | | | | | | | | | | | KEITH KINKAID | 1 | 60 | 3 | 2.98 | 0 | 1 | 0 | 0 | 19 | .842 |
| | | | | | | | | | | | CORY SCHNEIDER | 3 | 179 | 14 | 4.69 | 0 | 0 | 3 | 0 | 88 | .841 |

POWER PLAY: 4 - 14 (29%)

PENALTY KILLING: 9 - 10 (90%)

POWER PLAY: 1 - 10 (10%)

PENALTY KILLING: 10 - 14 (71.4%)



Philadelphia Flyers

CLUB INFORMATION

Founded.....1967-68
Home Arena..... Wells Fargo Center (19,543)
Stanley Cups..... 2 (most recent: 1975)
President.....Paul Holmgren
General Manager..... Ron Hextall
Head Coach.....Dave Hakstol
Assistant Coaches..... Gord Murphy, Kris Knoblauch, Ian Laperriere
Senior Director of Communications..... Zack Hill
 2017-18 Record 42-26-14 (98 points)
 2017-18 Finish.....3rd, Metropolitan Division
 2016-17 Playoffs.....DNQ

Wells Fargo Center
 3601 South Broad Street
 Philadelphia, PA 19148
 215.465.4500
 Fax: 215.218.7837
 @NHLFlyers



2017-18 MEETINGS

Oct. 14 at Philadelphia: L, 2-8
 Jan. 21 at Washington: L, 1-2 (OT)
 Jan. 31 at Washington: W, 5-3
 March 18 at Philadelphia: L, 3-6

ALL-TIME SERIES HISTORY

| YEAR | TOTALS | | | | | | | | | HOME | | | | | AWAY | | | | | | | | | | |
|---------------|------------|-----------|------------|-----------|-----------|------------|------------|------------|--|------------|-----------|-----------|-----------|----------|------------|------------|------------|------------|-----------|-----------|----------|----------|-----------|------------|------------|
| | GP | W | L | T | OT | PTS | GF | GA | | GP | W | L | T | OT | PTS | GF | GA | GP | W | L | T | OT | PTS | GF | GA |
| 74-75 | 4 | 0 | 4 | 0 | - | 0 | 5 | 21 | | 2 | 0 | 2 | 0 | - | 0 | 3 | 11 | 2 | 0 | 2 | 0 | - | 0 | 2 | 10 |
| 75-76 | 4 | 0 | 3 | 1 | - | 1 | 16 | 28 | | 2 | 0 | 1 | 1 | - | 1 | 10 | 12 | 2 | 0 | 2 | 0 | - | 0 | 6 | 16 |
| 76-77 | 4 | 0 | 2 | 2 | - | 2 | 13 | 23 | | 2 | 0 | 0 | 2 | - | 2 | 9 | 9 | 2 | 0 | 2 | 0 | - | 0 | 4 | 14 |
| 77-78 | 4 | 0 | 4 | 0 | - | 0 | 4 | 17 | | 2 | 0 | 2 | 0 | - | 0 | 2 | 9 | 2 | 0 | 2 | 0 | - | 0 | 2 | 8 |
| 78-79 | 4 | 0 | 3 | 1 | - | 1 | 12 | 21 | | 2 | 0 | 1 | 1 | - | 1 | 6 | 9 | 2 | 0 | 2 | 0 | - | 0 | 6 | 12 |
| 79-80 | 4 | 0 | 2 | 2 | - | 2 | 13 | 18 | | 2 | 0 | 0 | 2 | - | 2 | 7 | 7 | 2 | 0 | 2 | 0 | - | 0 | 6 | 11 |
| 80-81 | 4 | 2 | 2 | 0 | - | 4 | 14 | 15 | | 2 | 0 | 2 | 0 | - | 0 | 3 | 13 | 2 | 2 | 0 | 0 | - | 4 | 11 | 2 |
| 81-82 | 8 | 4 | 3 | 1 | - | 9 | 34 | 33 | | 4 | 2 | 1 | 1 | - | 5 | 24 | 16 | 4 | 2 | 2 | 0 | - | 4 | 10 | 17 |
| 82-83 | 7 | 4 | 3 | 0 | - | 8 | 23 | 22 | | 4 | 2 | 2 | 0 | - | 4 | 13 | 13 | 3 | 2 | 1 | 0 | - | 4 | 10 | 9 |
| 83-84 | 7 | 4 | 3 | 0 | - | 8 | 30 | 24 | | 3 | 2 | 1 | 0 | - | 4 | 14 | 9 | 4 | 2 | 2 | 0 | - | 4 | 16 | 15 |
| 84-85 | 7 | 1 | 5 | 1 | - | 3 | 26 | 31 | | 4 | 1 | 3 | 0 | - | 2 | 14 | 13 | 3 | 0 | 2 | 1 | - | 1 | 12 | 18 |
| 85-86 | 7 | 2 | 5 | 0 | - | 4 | 17 | 25 | | 3 | 2 | 1 | 0 | - | 4 | 13 | 11 | 4 | 0 | 4 | 0 | - | 0 | 4 | 14 |
| 86-87 | 7 | 1 | 5 | 1 | - | 3 | 13 | 28 | | 4 | 1 | 3 | 0 | - | 2 | 7 | 16 | 3 | 0 | 2 | 1 | - | 1 | 6 | 12 |
| 87-88 | 7 | 4 | 2 | 1 | - | 9 | 19 | 15 | | 3 | 2 | 1 | 0 | - | 4 | 8 | 6 | 4 | 2 | 1 | 1 | - | 5 | 11 | 9 |
| 88-89 | 7 | 4 | 3 | 0 | - | 8 | 21 | 19 | | 4 | 3 | 1 | 0 | - | 6 | 15 | 10 | 3 | 1 | 2 | 0 | - | 2 | 6 | 9 |
| 89-90 | 7 | 5 | 1 | 1 | - | 11 | 26 | 17 | | 3 | 2 | 1 | 0 | - | 4 | 14 | 8 | 4 | 3 | 0 | 1 | - | 7 | 12 | 9 |
| 90-91 | 7 | 5 | 1 | 1 | - | 11 | 28 | 14 | | 4 | 3 | 0 | 1 | - | 7 | 18 | 6 | 3 | 2 | 1 | 0 | - | 4 | 10 | 8 |
| 91-92 | 7 | 3 | 4 | 0 | - | 6 | 30 | 27 | | 3 | 2 | 1 | 0 | - | 4 | 18 | 14 | 4 | 1 | 3 | 0 | - | 2 | 12 | 13 |
| 92-93 | 7 | 1 | 5 | 1 | - | 3 | 21 | 32 | | 3 | 0 | 2 | 1 | - | 1 | 7 | 12 | 4 | 1 | 3 | 0 | - | 2 | 14 | 20 |
| 93-94 | 6 | 4 | 1 | 1 | - | 9 | 20 | 13 | | 2 | 0 | 1 | 1 | - | 1 | 3 | 6 | 4 | 4 | 0 | 0 | - | 8 | 17 | 7 |
| 94-95 | 4 | 0 | 3 | 1 | - | 1 | 8 | 14 | | 2 | 0 | 1 | 1 | - | 1 | 3 | 5 | 2 | 0 | 2 | 0 | - | 0 | 5 | 9 |
| 95-96 | 5 | 2 | 2 | 1 | - | 5 | 12 | 11 | | 3 | 2 | 0 | 1 | - | 5 | 8 | 4 | 2 | 0 | 2 | 0 | - | 0 | 4 | 7 |
| 96-97 | 6 | 2 | 3 | 1 | - | 5 | 16 | 19 | | 3 | 1 | 2 | 0 | - | 2 | 8 | 9 | 3 | 1 | 1 | 1 | - | 3 | 8 | 10 |
| 97-98 | 5 | 2 | 2 | 1 | - | 5 | 14 | 12 | | 2 | 1 | 0 | 1 | - | 3 | 6 | 3 | 3 | 1 | 2 | 0 | - | 2 | 8 | 9 |
| 98-99 | 4 | 0 | 4 | 0 | - | 0 | 3 | 11 | | 2 | 0 | 2 | 0 | - | 0 | 1 | 5 | 2 | 0 | 2 | 0 | - | 0 | 2 | 6 |
| 99-00 | 4 | 2 | 2 | 0 | 0 | 4 | 10 | 11 | | 2 | 2 | 0 | 0 | 0 | 4 | 7 | 4 | 2 | 0 | 2 | 0 | 0 | 0 | 3 | 7 |
| 00-01 | 4 | 2 | 1 | 1 | 0 | 5 | 14 | 11 | | 2 | 2 | 0 | 0 | 0 | 4 | 10 | 5 | 2 | 0 | 1 | 1 | 0 | 1 | 4 | 6 |
| 01-02 | 4 | 0 | 4 | 0 | 0 | 0 | 4 | 18 | | 2 | 0 | 2 | 0 | 0 | 0 | 1 | 7 | 2 | 0 | 2 | 0 | 0 | 0 | 3 | 11 |
| 02-03 | 4 | 2 | 2 | 0 | 0 | 4 | 8 | 7 | | 2 | 2 | 0 | 0 | 0 | 4 | 6 | 2 | 2 | 0 | 2 | 0 | 0 | 0 | 2 | 5 |
| 03-04 | 4 | 1 | 3 | 0 | 0 | 2 | 6 | 14 | | 2 | 1 | 1 | 0 | 0 | 2 | 3 | 5 | 2 | 0 | 2 | 0 | 0 | 0 | 3 | 9 |
| 05-06 | 4 | 1 | 3 | - | 0 | 2 | 9 | 19 | | 2 | 1 | 1 | - | 0 | 2 | 4 | 6 | 2 | 0 | 2 | - | 0 | 0 | 5 | 13 |
| 06-07 | 4 | 4 | 0 | - | 0 | 8 | 20 | 9 | | 2 | 2 | 0 | - | 0 | 4 | 10 | 3 | 2 | 2 | 0 | - | 0 | 4 | 10 | 6 |
| 07-08 | 4 | 2 | 2 | - | 0 | 4 | 14 | 15 | | 2 | 0 | 2 | - | 0 | 0 | 6 | 9 | 2 | 2 | 0 | - | 0 | 4 | 8 | 6 |
| 08-09 | 4 | 2 | 2 | - | 0 | 4 | 6 | 13 | | 2 | 1 | 1 | - | 0 | 2 | 3 | 5 | 2 | 1 | 1 | - | 0 | 2 | 3 | 8 |
| 09-10 | 4 | 3 | 0 | - | 1 | 7 | 22 | 13 | | 2 | 2 | 0 | - | 0 | 4 | 9 | 5 | 2 | 1 | 0 | - | 1 | 3 | 13 | 8 |
| 10-11 | 4 | 2 | 0 | - | 2 | 6 | 13 | 13 | | 2 | 1 | 0 | - | 1 | 3 | 7 | 6 | 2 | 1 | 0 | - | 1 | 3 | 6 | 7 |
| 11-12 | 4 | 1 | 2 | - | 1 | 3 | 7 | 9 | | 2 | 0 | 2 | - | 0 | 0 | 1 | 6 | 2 | 1 | 0 | - | 1 | 3 | 6 | 3 |
| 12-13 | 3 | 1 | 1 | - | 1 | 3 | 8 | 11 | | 1 | 1 | 0 | - | 0 | 2 | 3 | 2 | 2 | 0 | 1 | - | 1 | 1 | 5 | 9 |
| 13-14 | 5 | 2 | 2 | - | 1 | 5 | 21 | 20 | | 2 | 1 | 0 | - | 1 | 3 | 8 | 9 | 3 | 1 | 2 | - | 0 | 2 | 13 | 11 |
| 14-15 | 4 | 1 | 2 | - | 1 | 3 | 6 | 9 | | 2 | 1 | 1 | - | 0 | 2 | 2 | 3 | 2 | 0 | 1 | - | 1 | 1 | 4 | 6 |
| 15-16 | 4 | 2 | 0 | - | 2 | 6 | 12 | 9 | | 2 | 1 | 0 | - | 1 | 3 | 6 | 6 | 2 | 1 | 0 | - | 1 | 3 | 6 | 3 |
| 16-17 | 4 | 3 | 0 | - | 1 | 7 | 13 | 5 | | 2 | 2 | 0 | - | 0 | 4 | 7 | 1 | 2 | 1 | 0 | - | 1 | 3 | 6 | 4 |
| 17-18 | 4 | 1 | 2 | - | 1 | 3 | 11 | 19 | | 2 | 1 | 0 | - | 1 | 3 | 6 | 5 | 2 | 0 | 2 | - | 0 | 0 | 5 | 14 |
| Totals | 215 | 82 | 103 | 19 | 11 | 194 | 642 | 734 | | 105 | 47 | 41 | 13 | 4 | 111 | 333 | 325 | 110 | 35 | 62 | 6 | 7 | 83 | 309 | 409 |

SERIES INFORMATION

All-Time Series (W-L-T-OT)
 Current Streak
 Last Washington Win
 Last Philadelphia Win
 Last Tie
 Last Overtime Game
 Overtime Record
 Last 10 Games (W-L-OT)
 Longest Unbeaten Streak
 Longest Winning Streak
 Longest Winless Streak
 Longest Losing Streak
 Washington Shutouts (Last)
 Philadelphia Shutouts (Last)
 Last Washington Hat Trick
 Last Philadelphia Hat Trick
 Most Washington Goals
 Most Philadelphia Goals

Overall
 WSH trails, 82-103-19-11
 1 PHI win (3/18/18)
 1/31/18 (5-3)
 3/18/18 (3-6)
 10/29/00 (1-1)
 1/21/18 (L, 1-2)
 8-8-20
 5-2-3
 8 (12/5/89-1/4/91)
 5 (two times)
 25 (11/9/74-12/20/80)
 6 (three times)
 11 (1/15/17)
 11 (3/4/12)
 J. Ward (11/1/13)
 M. Richards (10/6/09)
 10 (11/21/81)
 11 (4/1/76)

at Washington
 WSH leads, 47-41-13-4
 1 WSH win (1/31/18)
 1/31/18 (5-3)
 1/21/18 (1-2 OT)
 10/31/97 (2-2)
 1/21/18 (L, 1-2)
 6-3-10
 6-1-3
 7 (1/28/90-2/22/92)
 4 (two times)
 15 (12/26/74-10/14/81)
 3 (four times)
 7 (1/15/17)
 6 (3/4/12)
 P. Bondra (10/12/99)
 M. Recchi (10/20/01)
 10 (11/21/81)
 8 (1/4/81)

at Philadelphia
 WSH trails, 35-62-6-7
 2 PHI wins (10/14/17-3/18/18)
 2/22/17 (4-1)
 3/18/18 (3-6)
 10/29/00 (1-1)
 12/21/16 (L, 2-3 SO)
 2-5-10
 2-5-3
 5 (12/5/89-10/23/90)
 4 (11/4/06-2/6/08)
 16 (3/5/98-2/10/06)
 12 (11/9/74-4/3/80)
 4 (11/1/13)
 5 (11/15/01)
 J. Ward (11/1/13)
 M. Richards (10/6/09)
 8 (12/5/09)
 11 (4/1/76)



Philadelphia Flyers

2017-18 WASHINGTON CAPITALS VS. PHILADELPHIA FLYERS

CAPITALS LOST SEASON SERIES, 1-2-1 • PHILADELPHIA 2-1-1

| PHILADELPHIA | FLYERS | CAPITALS | ATTEND | GOALTENDERS | W. GOAL |
|--------------|--------|----------|--------|----------------------------------|----------------|
| OCT 14, 2017 | 8 | 2 | 19,817 | BRIAN ELLIOTT / PHILIPP GRUBAUER | WAYNE SIMMONDS |
| MAR 18, 2018 | 6 | 3 | 19,687 | PETR MRAZEK / PHILIPP GRUBAUER | WAYNE SIMMONDS |

| WASHINGTON | FLYERS | CAPITALS | ATTEND | GOALTENDERS | W. GOAL |
|--------------|--------|----------|--------|---------------------------------|----------------|
| JAN 21, 2018 | 2 | 1 | 18,506 | BRIAN ELLIOTT / BRADEN HOLTBY | TRAVIS KONECNY |
| JAN 31, 2018 | 3 | 5 | 18,506 | BRADEN HOLTBY / MICHAL NEUVIRTH | T.J. OSHIE |

| CAPITALS | GP | G | A | P | +/- | PIM | PP | SH | GW | EN | S | % | FLYERS | GP | G | A | P | +/- | PIM | PP | SH | GW | EN | S | % |
|---------------------|----|---|---|---|-----|-----|----|----|----|----|----|-------|---------------------|----|---|---|---|-----|-----|----|----|----|----|------|-------|
| JOHN CARLSON | 4 | 1 | 5 | 6 | -4 | 6 | 0 | 0 | 0 | 0 | 7 | 14.3 | SEAN COUTURIER | 4 | 2 | 5 | 7 | 8 | 4 | 0 | 0 | 0 | 10 | 20.0 | |
| CHANDLER STEPHENSON | 3 | 3 | 0 | 3 | 2 | 0 | 0 | 0 | 0 | 0 | 3 | 100.0 | JAKUB VORACEK | 4 | 2 | 5 | 7 | 7 | 2 | 0 | 0 | 0 | 1 | 6 | 33.3 |
| ALEX OVECHKIN | 4 | 2 | 1 | 3 | -8 | 0 | 1 | 0 | 0 | 0 | 14 | 14.3 | WAYNE SIMMONDS | 4 | 3 | 2 | 5 | 2 | 0 | 1 | 0 | 2 | 0 | 15 | 20.0 |
| T.J. OSHIE | 4 | 1 | 2 | 3 | -4 | 7 | 1 | 0 | 1 | 0 | 7 | 14.3 | CLAUDE GIROUX | 4 | 2 | 3 | 5 | 5 | 2 | 0 | 0 | 0 | 0 | 10 | 20.0 |
| JAKUB VRANA | 3 | 1 | 1 | 2 | 0 | 0 | 0 | 0 | 0 | 0 | 6 | 16.7 | IVAN PROVOROV | 4 | 1 | 3 | 4 | 7 | 4 | 0 | 0 | 0 | 0 | 12 | 8.3 |
| NICKLAS BACKSTROM | 4 | 1 | 1 | 2 | -1 | 4 | 0 | 0 | 0 | 0 | 9 | 11.1 | SHAYNE GOSTISBEHERE | 4 | 1 | 3 | 4 | 6 | 0 | 0 | 0 | 0 | 0 | 6 | 16.7 |
| LARS ELLER | 4 | 0 | 2 | 2 | -5 | 0 | 0 | 0 | 0 | 0 | 7 | 0.0 | TRAVIS KONECNY | 4 | 2 | 0 | 2 | 3 | 5 | 0 | 0 | 1 | 0 | 15 | 13.3 |
| EVGENY KUZNETSOV | 3 | 0 | 2 | 2 | -8 | 2 | 0 | 0 | 0 | 0 | 4 | 0.0 | SCOTT LAUGHTON | 4 | 2 | 0 | 2 | 0 | 0 | 0 | 1 | 0 | 0 | 7 | 28.6 |
| DEVANTE SMITH-PELLY | 4 | 1 | 0 | 1 | 0 | 0 | 0 | 0 | 0 | 0 | 7 | 14.3 | NOLAN PATRICK | 4 | 1 | 1 | 2 | 3 | 2 | 0 | 0 | 0 | 0 | 5 | 20.0 |
| ANDRE BURAKOVSKY | 4 | 1 | 0 | 1 | -2 | 2 | 1 | 0 | 0 | 0 | 4 | 25.0 | VALTTERI FILPPULA | 4 | 1 | 1 | 2 | -2 | 0 | 0 | 0 | 0 | 0 | 1 | 100.0 |
| MADISON BOWEY | 3 | 0 | 1 | 1 | -2 | 0 | 0 | 0 | 0 | 0 | 1 | 0.0 | RADKO GUDAS | 4 | 0 | 2 | 2 | 1 | 10 | 0 | 0 | 0 | 0 | 10 | 0.0 |
| CHRISTIAN DJOOS | 4 | 0 | 1 | 1 | 1 | 0 | 0 | 0 | 0 | 0 | 3 | 0.0 | MICHAEL RAFFL | 4 | 1 | 0 | 1 | 0 | 2 | 0 | 0 | 0 | 0 | 1 | 100.0 |
| BROOKS ORPIK | 3 | 0 | 1 | 1 | -2 | 0 | 0 | 0 | 0 | 0 | 2 | 0.0 | OSKAR LINDBLOM | 1 | 1 | 0 | 1 | 1 | 0 | 0 | 0 | 0 | 0 | 1 | 100.0 |
| TRAVIS BOYD | 1 | 0 | 1 | 1 | 0 | 0 | 0 | 0 | 0 | 0 | 0 | 0.0 | ROBERT HAGG | 4 | 0 | 1 | 1 | 1 | 2 | 0 | 0 | 0 | 0 | 2 | 0.0 |
| JAY BEAGLE | 4 | 0 | 1 | 1 | 0 | 0 | 0 | 0 | 0 | 0 | 2 | 0.0 | BRANDON MANNING | 3 | 0 | 1 | 1 | 1 | 7 | 0 | 0 | 0 | 0 | 5 | 0.0 |
| MATT NISKANEN | 3 | 0 | 0 | 0 | 1 | 0 | 0 | 0 | 0 | 0 | 6 | 0.0 | JORDAN WEAL | 4 | 0 | 1 | 1 | -1 | 0 | 0 | 0 | 0 | 0 | 7 | 0.0 |
| MICHAL KEMPNY | 2 | 0 | 0 | 0 | -2 | 0 | 0 | 0 | 0 | 0 | 2 | 0.0 | ANDREW MACDONALD | 4 | 0 | 1 | 1 | 3 | 2 | 0 | 0 | 0 | 0 | 3 | 0.0 |
| DMITRY ORLOV | 4 | 0 | 0 | 0 | -5 | 0 | 0 | 0 | 0 | 0 | 12 | 0.0 | TRAVIS SANHEIM | 1 | 0 | 0 | 0 | 0 | 0 | 0 | 0 | 0 | 0 | 1 | 0.0 |
| BRETT CONNOLLY | 3 | 0 | 0 | 0 | 1 | 0 | 0 | 0 | 0 | 0 | 2 | 0.0 | JORI LEHTERA | 2 | 0 | 0 | 0 | -1 | 0 | 0 | 0 | 0 | 0 | 2 | 0.0 |
| JAKUB JERABEK | 1 | 0 | 0 | 0 | -3 | 0 | 0 | 0 | 0 | 0 | 2 | 0.0 | TAYLOR LEIER | 1 | 0 | 0 | 0 | 1 | 0 | 0 | 0 | 0 | 0 | 2 | 0.0 |
| ALEX CHIASSON | 3 | 0 | 0 | 0 | -2 | 5 | 0 | 0 | 0 | 0 | 1 | 0.0 | DALE WEISE | 1 | 0 | 0 | 0 | 0 | 0 | 0 | 0 | 0 | 0 | 3 | 0.0 |
| TOM WILSON | 4 | 0 | 0 | 0 | -4 | 16 | 0 | 0 | 0 | 0 | 3 | 0.0 | MATT READ | 1 | 0 | 0 | 0 | 1 | 0 | 0 | 0 | 0 | 0 | 0 | 0.0 |
| TAYLOR CHORNEY | 0 | 0 | 0 | 0 | 0 | 0 | 0 | 0 | 0 | 0 | 0 | 0.0 | JOHNNY ODUYA | 2 | 0 | 0 | 0 | -1 | 0 | 0 | 0 | 0 | 0 | 3 | 0.0 |
| AARON NESS | 1 | 0 | 0 | 0 | -1 | 0 | 0 | 0 | 0 | 0 | 0 | 0.0 | TYRELL GOULBOURNE | 2 | 0 | 0 | 0 | 0 | 2 | 0 | 0 | 0 | 0 | 1 | 0.0 |
| NATHAN WALKER | 0 | 0 | 0 | 0 | 0 | 0 | 0 | 0 | 0 | 0 | 0 | 0.0 | | | | | | | | | | | | | |
| TYLER GRAOVAC | 0 | 0 | 0 | 0 | 0 | 0 | 0 | 0 | 0 | 0 | 0 | 0.0 | | | | | | | | | | | | | |

| GOALTENDER | GP | MIN | GA | GAA | SO | W | L | OT | SA | SV% | GOALTENDER | GP | MIN | GA | GAA | SO | W | L | OT | SA | SV% |
|------------------|----|-----|----|------|----|---|---|----|----|------|-----------------|----|-----|----|------|----|---|---|----|----|-------|
| BRADEN HOLTBY | 2 | 120 | 5 | 2.49 | 0 | 1 | 0 | 1 | 53 | .906 | BRIAN ELLIOTT | 2 | 120 | 3 | 1.49 | 0 | 2 | 0 | 0 | 51 | .941 |
| PHILIPP GRUBAUER | 2 | 118 | 13 | 6.61 | 0 | 0 | 2 | 0 | 71 | .817 | PETR MRAZEK | 2 | 121 | 7 | 3.46 | 0 | 1 | 0 | 1 | 69 | .899 |
| | | | | | | | | | | | ALEX LYON | 1 | 8 | 0 | .00 | 0 | 0 | 0 | 0 | 5 | 1.000 |
| | | | | | | | | | | | MICHAL NEUVIRTH | 1 | 49 | 5 | 6.11 | 0 | 0 | 1 | 0 | 20 | .750 |

POWER PLAY: 3 - 11 (27%)

PENALTY KILLING: 8 - 9 (88.9%)

POWER PLAY: 1 - 9 (11%)

PENALTY KILLING: 8 - 11 (72.7%)



Pittsburgh Penguins

CLUB INFORMATION

Founded..... 1967-68
Home Arena..... PPG Paints Arena (18,387)
Stanley Cups..... 5 (most recent, 2017)
Executive Vice President & General Manager..... Jim Rutherford
Head Coach..... Mike Sullivan
Assistant Coaches..... Mark Recchi, Jacques Martin, Sergei Gonchar
Senior Director of Communications..... Jennifer Bullano
 2017-18 Record..... 47-29-6 (100 points)
 2017-18 Finish..... 2nd, Metropolitan Division
 2016-17 Playoffs..... Won Stanley Cup (def. NSH 4-2)

PPG Paints Arena
 1001 Fifth Avenue
 Pittsburgh, PA 15219
 412.642.1300
 Fax: 412.255.1980
 @penguins



2017-18 MEETINGS

Oct. 10 at Washington: L, 2-3
 Nov. 10 at Washington: W, 4-1
 Feb. 2 at Pittsburgh: L, 4-7
 April 1 at Pittsburgh: W, 3-1

ALL-TIME SERIES HISTORY

| YEAR | TOTALS | | | | | | HOME | | | | | | AWAY | | | | | | | | | | | |
|---------------|------------|-----------|-----------|-----------|----------|------------|------------|------------|------------|-----------|-----------|----------|----------|------------|------------|------------|------------|-----------|-----------|----------|----------|-----------|------------|------------|
| | GP | W | L | T | OT | PTS | GF | GA | GP | W | L | T | OT | PTS | GF | GA | GP | W | L | T | OT | PTS | GF | GA |
| 74-75 | 6 | 1 | 5 | 0 | - | 2 | 13 | 36 | 3 | 1 | 2 | 0 | - | 2 | 10 | 13 | 3 | 0 | 3 | 0 | - | 0 | 3 | 23 |
| 75-76 | 6 | 1 | 4 | 1 | - | 3 | 23 | 36 | 3 | 0 | 2 | 1 | - | 1 | 11 | 17 | 3 | 1 | 2 | 0 | - | 2 | 12 | 19 |
| 76-77 | 6 | 4 | 1 | 1 | - | 9 | 22 | 16 | 3 | 2 | 0 | 1 | - | 5 | 12 | 8 | 3 | 2 | 1 | 0 | - | 4 | 10 | 8 |
| 77-78 | 6 | 4 | 1 | 1 | - | 9 | 20 | 15 | 3 | 2 | 1 | 0 | - | 4 | 7 | 7 | 3 | 2 | 0 | 1 | - | 5 | 13 | 8 |
| 78-79 | 8 | 3 | 4 | 1 | - | 7 | 28 | 32 | 4 | 2 | 2 | 0 | - | 4 | 17 | 18 | 4 | 1 | 2 | 1 | - | 3 | 11 | 14 |
| 79-80 | 4 | 1 | 3 | 0 | - | 2 | 10 | 16 | 2 | 1 | 1 | 0 | - | 2 | 9 | 7 | 2 | 0 | 2 | 0 | - | 0 | 1 | 9 |
| 80-81 | 4 | 1 | 2 | 1 | - | 3 | 14 | 18 | 2 | 0 | 2 | 0 | - | 0 | 7 | 13 | 2 | 1 | 0 | 1 | - | 3 | 7 | 5 |
| 81-82 | 8 | 2 | 5 | 1 | - | 5 | 33 | 40 | 4 | 1 | 3 | 0 | - | 2 | 17 | 19 | 4 | 1 | 2 | 1 | - | 3 | 16 | 21 |
| 82-83 | 7 | 5 | 1 | 1 | - | 11 | 36 | 23 | 4 | 3 | 0 | 1 | - | 7 | 22 | 13 | 3 | 2 | 1 | 0 | - | 4 | 14 | 10 |
| 83-84 | 7 | 6 | 1 | 0 | - | 12 | 28 | 12 | 3 | 2 | 1 | 0 | - | 4 | 15 | 5 | 4 | 4 | 0 | 0 | - | 8 | 13 | 7 |
| 84-85 | 7 | 6 | 0 | 1 | - | 13 | 44 | 20 | 4 | 4 | 0 | 0 | - | 8 | 29 | 9 | 3 | 2 | 0 | 1 | - | 5 | 15 | 11 |
| 85-86 | 7 | 6 | 1 | 0 | - | 12 | 27 | 22 | 3 | 3 | 0 | 0 | - | 6 | 14 | 9 | 4 | 3 | 1 | 0 | - | 6 | 13 | 13 |
| 86-87 | 7 | 3 | 4 | 0 | - | 6 | 26 | 30 | 4 | 3 | 1 | 0 | - | 6 | 15 | 13 | 3 | 0 | 3 | 0 | - | 0 | 11 | 17 |
| 87-88 | 7 | 1 | 5 | 1 | - | 3 | 23 | 32 | 3 | 1 | 2 | 0 | - | 2 | 13 | 14 | 4 | 0 | 3 | 1 | - | 1 | 10 | 18 |
| 88-89 | 7 | 3 | 4 | 0 | - | 6 | 35 | 31 | 4 | 2 | 2 | 0 | - | 4 | 19 | 13 | 3 | 1 | 2 | 0 | - | 2 | 16 | 18 |
| 89-90 | 7 | 2 | 5 | 0 | - | 4 | 28 | 34 | 3 | 1 | 2 | 0 | - | 2 | 14 | 16 | 4 | 1 | 3 | 0 | - | 2 | 14 | 18 |
| 90-91 | 7 | 2 | 4 | 1 | - | 5 | 26 | 29 | 4 | 1 | 2 | 1 | - | 3 | 19 | 22 | 3 | 1 | 2 | 0 | - | 2 | 7 | 7 |
| 91-92 | 7 | 5 | 2 | 0 | - | 10 | 35 | 21 | 4 | 3 | 1 | 0 | - | 6 | 19 | 15 | 3 | 2 | 1 | 0 | - | 4 | 16 | 6 |
| 92-93 | 7 | 1 | 5 | 1 | - | 3 | 22 | 32 | 4 | 1 | 2 | 1 | - | 3 | 11 | 14 | 3 | 0 | 3 | 0 | - | 0 | 11 | 18 |
| 93-94 | 4 | 2 | 1 | 1 | - | 5 | 18 | 14 | 2 | 1 | 0 | 1 | - | 3 | 11 | 7 | 2 | 1 | 1 | 0 | - | 2 | 7 | 7 |
| 94-95 | 4 | 2 | 2 | 0 | - | 4 | 11 | 10 | 2 | 1 | 1 | 0 | - | 2 | 8 | 6 | 2 | 1 | 1 | 0 | - | 2 | 3 | 4 |
| 95-96 | 4 | 1 | 3 | 0 | - | 2 | 8 | 12 | 2 | 1 | 1 | 0 | - | 2 | 6 | 5 | 2 | 0 | 2 | 0 | - | 0 | 2 | 7 |
| 96-97 | 4 | 1 | 3 | 0 | - | 2 | 11 | 14 | 2 | 1 | 1 | 0 | - | 2 | 7 | 7 | 2 | 0 | 2 | 0 | - | 0 | 4 | 7 |
| 97-98 | 4 | 1 | 1 | 2 | - | 4 | 9 | 9 | 2 | 0 | 1 | 1 | - | 1 | 3 | 6 | 2 | 1 | 0 | 1 | - | 3 | 6 | 3 |
| 98-99 | 4 | 2 | 2 | 0 | - | 4 | 12 | 17 | 2 | 2 | 0 | 0 | - | 4 | 9 | 7 | 2 | 0 | 2 | 0 | - | 0 | 3 | 10 |
| 99-00 | 4 | 1 | 2 | 0 | 1 | 3 | 8 | 12 | 2 | 1 | 0 | 0 | 1 | 3 | 6 | 6 | 2 | 0 | 2 | 0 | 0 | 0 | 2 | 6 |
| 00-01 | 4 | 2 | 2 | 0 | 0 | 4 | 13 | 14 | 2 | 1 | 1 | 0 | 0 | 2 | 7 | 8 | 2 | 1 | 1 | 0 | 0 | 2 | 6 | 6 |
| 01-02 | 4 | 0 | 2 | 2 | 0 | 2 | 11 | 16 | 2 | 0 | 0 | 2 | 0 | 2 | 6 | 6 | 2 | 0 | 2 | 0 | 0 | 0 | 5 | 10 |
| 02-03 | 4 | 3 | 1 | 0 | 0 | 6 | 13 | 8 | 2 | 2 | 0 | 0 | 0 | 4 | 7 | 4 | 2 | 1 | 1 | 0 | 0 | 2 | 6 | 4 |
| 03-04 | 4 | 2 | 2 | 0 | 0 | 4 | 12 | 13 | 2 | 2 | 0 | 0 | 0 | 4 | 8 | 5 | 2 | 0 | 2 | 0 | 0 | 0 | 4 | 8 |
| 05-06 | 4 | 1 | 3 | - | 0 | 2 | 14 | 22 | 2 | 1 | 1 | - | 0 | 2 | 9 | 9 | 2 | 0 | 2 | - | 0 | 0 | 5 | 13 |
| 06-07 | 4 | 0 | 3 | - | 1 | 1 | 9 | 13 | 2 | 0 | 1 | - | 1 | 1 | 7 | 9 | 2 | 0 | 2 | - | 0 | 0 | 2 | 4 |
| 07-08 | 4 | 1 | 2 | - | 1 | 3 | 11 | 15 | 2 | 0 | 2 | - | 0 | 0 | 3 | 6 | 2 | 1 | 0 | - | 1 | 3 | 8 | 9 |
| 08-09 | 4 | 3 | 0 | - | 1 | 7 | 18 | 11 | 2 | 1 | 0 | - | 1 | 3 | 8 | 5 | 2 | 2 | 0 | - | 0 | 4 | 10 | 6 |
| 09-10 | 4 | 4 | 0 | - | 0 | 8 | 20 | 13 | 2 | 2 | 0 | - | 0 | 4 | 8 | 7 | 2 | 2 | 0 | - | 0 | 4 | 12 | 6 |
| 10-11 | 4 | 3 | 0 | - | 1 | 7 | 9 | 3 | 2 | 1 | 0 | - | 1 | 3 | 5 | 2 | 2 | 2 | 0 | - | 0 | 4 | 4 | 1 |
| 11-12 | 4 | 2 | 1 | - | 1 | 5 | 8 | 8 | 2 | 1 | 1 | - | 0 | 2 | 2 | 2 | 2 | 1 | 0 | - | 1 | 3 | 6 | 6 |
| 12-13 | 3 | 0 | 3 | - | 0 | 0 | 6 | 13 | 1 | 0 | 1 | - | 0 | 0 | 3 | 6 | 2 | 0 | 2 | - | 0 | 0 | 3 | 7 |
| 13-14 | 4 | 0 | 4 | - | 0 | 0 | 5 | 13 | 2 | 0 | 2 | - | 0 | 0 | 2 | 7 | 2 | 0 | 2 | - | 0 | 0 | 3 | 6 |
| 14-15 | 4 | 3 | 1 | - | 0 | 6 | 13 | 5 | 2 | 1 | 1 | - | 0 | 2 | 7 | 4 | 2 | 2 | 0 | - | 0 | 4 | 6 | 1 |
| 15-16 | 5 | 2 | 2 | - | 1 | 5 | 13 | 16 | 3 | 1 | 1 | - | 1 | 3 | 7 | 9 | 2 | 1 | 1 | - | 0 | 2 | 6 | 7 |
| 16-17 | 4 | 2 | 0 | - | 2 | 6 | 21 | 14 | 2 | 2 | 0 | - | 0 | 4 | 12 | 3 | 2 | 0 | 0 | - | 2 | 2 | 9 | 11 |
| 17-18 | 4 | 2 | 2 | - | 0 | 4 | 13 | 12 | 2 | 1 | 1 | - | 0 | 2 | 6 | 4 | 2 | 1 | 1 | - | 0 | 2 | 7 | 8 |
| Totals | 221 | 97 | 99 | 16 | 9 | 219 | 779 | 791 | 112 | 56 | 42 | 9 | 5 | 126 | 437 | 384 | 109 | 41 | 57 | 7 | 4 | 93 | 342 | 407 |

SERIES INFORMATION

All-Time Series (W-L-T-OT)
 Current Streak
 Last Washington Win
 Last Pittsburgh Win
 Last Tie
 Last Overtime Game
 Overtime Record
 Last 10 Games (W-L-OT)
 Longest Unbeaten Streak
 Longest Winning Streak
 Longest Winless Streak
 Longest Losing Streak
 Washington Shutouts (Last)
 Pittsburgh Shutouts (Last)
 Last Washington Hat Trick
 Last Pittsburgh Hat Trick
 Most Washington Goals
 Most Pittsburgh Goals

Overall
 WSH trails, 97-99-16-9
 1 WSH win (4/1/18)
 4/1/18 (3-1)
 2/2/18 (L, 4-7 OT)
 12/22/01 (4-4)
 1/16/17 (L, 7-8 OT)
 7-14-9
 4-3-3
 15 (10/25/83-11/20/85)
 9 (12/2/84-11/20/85)
 8 (two times)
 8 (1/22/12-3/11/14)
 9 (1/28/15)
 9 (3/11/14)
 A. Ovechkin (2/7/10)
 E. Malkin (1/16/17)
 9 (two times)
 12 (3/15/75)

at Washington
 WSH leads, 56-42-9-5
 1 WSH win (11/10/2017)
 11/10/2017 (4-1)
 10/10/17 (2-3 OT)
 12/22/01 (4-4)
 4/7/16 (L, 3-4 OT)
 4-7-6
 5-4-1
 9 (3/1/84-4/1/86)
 9 (3/1/84-4/1/86)
 4 (three times)
 4 (1/22/12-3/19/13)
 5 (1/28/15)
 3 (11/20/13)
 A. Ovechkin (2/7/10)
 M. Straka (1/8/01)
 9 (two times)
 7 (eight times)

at Pittsburgh
 WSH trails, 41-57-7-4
 1 WSH win (4/1/2018)
 4/1/2018 (3-1)
 2/2/18 (4-7)
 2/4/98 (2-2)
 1/16/17 (L, 7-8 OT)
 3-7-3
 4-4-2
 11 (12/18/82-11/20/85)
 6 (12/18/82-3/5/84)
 9 (10/9/86-11/30/88)
 7 (3/16/04-12/27/07)
 4 (12/27/14)
 6 (3/11/14)
 R. Burrige (3/15/94)
 E. Malkin (1/16/17)
 8 (10/29/91)
 12 (3/15/75)



Pittsburgh Penguins

2017-18 WASHINGTON CAPITALS VS. PITTSBURGH PENGUINS

CAPITALS TIED SEASON SERIES, 2-2-0 • PITTSBURGH 2-2-0

| PITTSBURGH | PENGUINS | CAPITALS | ATTEND | GOALTENDERS | W. GOAL |
|--------------|----------|----------|--------|--------------------------------|--------------|
| FEB 2, 2018 | 7 | 4 | 18,652 | MATT MURRAY / BRADEN HOLTBY | BRYAN RUST |
| APR 1, 2018 | 1 | 3 | 18,639 | PHILIPP GRUBAUER / MATT MURRAY | DMITRY ORLOV |
| WASHINGTON | PENGUINS | CAPITALS | ATTEND | GOALTENDERS | W. GOAL |
| OCT 11, 2017 | 3 | 2 | 18,506 | MATT MURRAY / BRADEN HOLTBY | CONOR SHEARY |
| NOV 10, 2017 | 1 | 4 | 18,506 | BRADEN HOLTBY / MATT MURRAY | T.J. OSHIE |

| CAPITALS | GP | G | A | P | +/- | PIM | PP | SH | GW | EN | S | % | PENGUINS | GP | G | A | P | +/- | PIM | PP | SH | GW | EN | S | % |
|---------------------|----|---|---|---|-----|-----|----|----|----|----|----|------|------------------|----|---|---|---|-----|-----|----|----|----|----|----|------|
| ALEX OVECHKIN | 4 | 3 | 2 | 5 | 4 | 2 | 0 | 0 | 0 | 0 | 18 | 16.7 | EVGENI MALKIN | 4 | 2 | 4 | 6 | 0 | 18 | 1 | 0 | 0 | 0 | 18 | 11.1 |
| EVGENY KUZNETSOV | 4 | 1 | 3 | 4 | 4 | 0 | 0 | 0 | 0 | 0 | 14 | 7.1 | PATRIC HORNQVIST | 4 | 3 | 1 | 4 | -1 | 10 | 2 | 0 | 0 | 0 | 15 | 20.0 |
| DMITRY ORLOV | 4 | 2 | 1 | 3 | 0 | 2 | 0 | 0 | 1 | 0 | 6 | 33.3 | PHIL KESSEL | 4 | 3 | 1 | 4 | -1 | 0 | 0 | 0 | 0 | 0 | 12 | 25.0 |
| CHRISTIAN DJOOS | 3 | 1 | 2 | 3 | 3 | 2 | 0 | 0 | 0 | 0 | 3 | 33.3 | DERICK BRASSARD | 2 | 1 | 3 | 4 | 3 | 0 | 0 | 0 | 0 | 0 | 8 | 12.5 |
| JOHN CARLSON | 4 | 1 | 2 | 3 | 3 | 2 | 1 | 0 | 0 | 0 | 9 | 11.1 | BRYAN RUST | 4 | 1 | 2 | 3 | 0 | 0 | 1 | 0 | 1 | 0 | 11 | 9.1 |
| LARS ELLER | 4 | 0 | 3 | 3 | -2 | 0 | 0 | 0 | 0 | 0 | 9 | 0.0 | CARL HAGELIN | 4 | 1 | 2 | 3 | -1 | 4 | 0 | 0 | 0 | 0 | 7 | 14.3 |
| T.J. OSHIE | 4 | 2 | 0 | 2 | 1 | 4 | 1 | 0 | 1 | 0 | 6 | 33.3 | SIDNEY CROSBY | 4 | 0 | 3 | 3 | -4 | 2 | 0 | 0 | 0 | 0 | 14 | 0.0 |
| TOM WILSON | 3 | 1 | 1 | 2 | 2 | 6 | 0 | 0 | 0 | 0 | 4 | 25.0 | KRIS LETANG | 4 | 1 | 1 | 2 | -6 | 6 | 1 | 0 | 0 | 0 | 9 | 11.1 |
| MATT NISKANEN | 3 | 0 | 2 | 2 | 0 | 6 | 0 | 0 | 0 | 0 | 2 | 0.0 | OLLI MAATTA | 4 | 0 | 2 | 2 | 1 | 0 | 0 | 0 | 0 | 0 | 8 | 0.0 |
| NICKLAS BACKSTROM | 4 | 0 | 2 | 2 | 2 | 2 | 0 | 0 | 0 | 0 | 10 | 0.0 | RILEY SHEAHAN | 4 | 0 | 2 | 2 | -2 | 2 | 0 | 0 | 0 | 0 | 4 | 0.0 |
| JAKUB VRANA | 3 | 1 | 0 | 1 | 0 | 2 | 0 | 0 | 0 | 1 | 5 | 20.0 | JAKE GUENTZEL | 4 | 0 | 2 | 2 | 0 | 0 | 0 | 0 | 0 | 0 | 8 | 0.0 |
| CHANDLER STEPHENSON | 3 | 1 | 0 | 1 | 1 | 4 | 0 | 0 | 0 | 0 | 5 | 20.0 | CONOR SHEARY | 3 | 1 | 0 | 1 | -1 | 2 | 1 | 0 | 1 | 0 | 5 | 20.0 |
| MICHAL KEMPNY | 2 | 0 | 1 | 1 | 4 | 0 | 0 | 0 | 0 | 0 | 4 | 0.0 | JUSTIN SCHULTZ | 4 | 0 | 1 | 1 | -1 | 0 | 0 | 0 | 0 | 0 | 10 | 0.0 |
| BRETT CONNOLLY | 3 | 0 | 1 | 1 | 1 | 0 | 0 | 0 | 0 | 0 | 2 | 0.0 | SCOTT WILSON | 2 | 0 | 1 | 1 | -3 | 0 | 0 | 0 | 0 | 0 | 3 | 0.0 |
| TAYLOR CHORNEY | 1 | 0 | 1 | 1 | 1 | 0 | 0 | 0 | 0 | 0 | 1 | 0.0 | TOM KUHNHACKL | 4 | 0 | 1 | 1 | -1 | 0 | 0 | 0 | 0 | 0 | 3 | 0.0 |
| ANDRE BURAKOVSKY | 3 | 0 | 1 | 1 | 0 | 0 | 0 | 0 | 0 | 0 | 8 | 0.0 | GREG MCKEGG | 2 | 0 | 0 | 0 | -1 | 4 | 0 | 0 | 0 | 0 | 2 | 0.0 |
| MADISON BOWEY | 2 | 0 | 0 | 0 | -1 | 4 | 0 | 0 | 0 | 0 | 3 | 0.0 | CHAD RUHWEDEL | 2 | 0 | 0 | 0 | 0 | 2 | 0 | 0 | 0 | 0 | 3 | 0.0 |
| DEVANTE SMITH-PELLY | 4 | 0 | 0 | 0 | 0 | 2 | 0 | 0 | 0 | 0 | 3 | 0.0 | JAMIE OLEKSIK | 2 | 0 | 0 | 0 | 0 | 0 | 0 | 0 | 0 | 0 | 1 | 0.0 |
| JAKUB JERABEK | 1 | 0 | 0 | 0 | 0 | 0 | 0 | 0 | 0 | 0 | 2 | 0.0 | BRIAN DUMOULIN | 4 | 0 | 0 | 0 | -4 | 0 | 0 | 0 | 0 | 0 | 6 | 0.0 |
| ALEX CHIASSON | 3 | 0 | 0 | 0 | 2 | 2 | 0 | 0 | 0 | 0 | 3 | 0.0 | DOMINIK SIMON | 1 | 0 | 0 | 0 | -2 | 0 | 0 | 0 | 0 | 0 | 0 | 0.0 |
| BROOKS ORPIK | 4 | 0 | 0 | 0 | 3 | 0 | 0 | 0 | 0 | 0 | 3 | 0.0 | JOSH JOORIS | 3 | 0 | 0 | 0 | -1 | 2 | 0 | 0 | 0 | 0 | 2 | 0.0 |
| AARON NESS | 1 | 0 | 0 | 0 | 0 | 0 | 0 | 0 | 0 | 0 | 0 | 0.0 | FRANK CORRADO | 0 | 0 | 0 | 0 | 0 | 0 | 0 | 0 | 0 | 0 | 0 | 0.0 |
| NATHAN WALKER | 0 | 0 | 0 | 0 | 0 | 0 | 0 | 0 | 0 | 0 | 0 | 0.0 | MATT HUNWICK | 2 | 0 | 0 | 0 | -1 | 0 | 0 | 0 | 0 | 0 | 1 | 0.0 |
| JAY BEAGLE | 4 | 0 | 0 | 0 | 1 | 0 | 0 | 0 | 0 | 0 | 2 | 0.0 | IAN COLE | 3 | 0 | 0 | 0 | 1 | 0 | 0 | 0 | 0 | 0 | 3 | 0.0 |
| LIAM O'BRIEN | 1 | 0 | 0 | 0 | 0 | 5 | 0 | 0 | 0 | 0 | 0 | 0.0 | CARTER ROWNEY | 2 | 0 | 0 | 0 | 0 | 0 | 0 | 0 | 0 | 0 | 1 | 0.0 |
| TYLER GRAOVAC | 1 | 0 | 0 | 0 | 0 | 0 | 0 | 0 | 0 | 0 | 0 | 0.0 | JOSH ARCHIBALD | 1 | 0 | 0 | 0 | -1 | 0 | 0 | 0 | 0 | 0 | 3 | 0.0 |
| | | | | | | | | | | | | | ZACH ASTON-REESE | 1 | 0 | 0 | 0 | -1 | 2 | 0 | 0 | 0 | 0 | 1 | 0.0 |
| | | | | | | | | | | | | | RYAN REAVES | 3 | 0 | 0 | 0 | -1 | 5 | 0 | 0 | 0 | 0 | 0 | 0.0 |

| GOALTENDERS | GP | MIN | GA | GAA | SO | W | L | OT | SA | SV% | GOALTENDERS | GP | MIN | GA | GAA | SO | W | L | OT | SA | SV% |
|------------------|----|-----|----|------|----|---|---|----|----|------|-------------|----|-----|----|------|----|---|---|----|-----|------|
| PHILIPP GRUBAUER | 2 | 72 | 2 | 1.67 | 0 | 1 | 0 | 0 | 43 | .953 | MATT MURRAY | 4 | 239 | 12 | 3.01 | 0 | 2 | 2 | 0 | 119 | .899 |
| BRADEN HOLTBY | 3 | 167 | 10 | 3.60 | 0 | 1 | 2 | 0 | 97 | .897 | ANTTI NIEMI | 1 | 60 | 2 | 2.00 | 0 | 1 | 0 | 0 | 26 | .923 |

POWER PLAY: 2 - 18 (11%)

PENALTY KILLING: 6 - 19 (68.4%)

POWER PLAY: 6 - 19 (32%)

PENALTY KILLING: 2 - 18 (88.9%)



San Jose Sharks

CLUB INFORMATION

Founded.....1991-92
Home Arena.....SAP Center at San Jose (17,562)
Stanley Cups.....None
General Manager.....Doug Wilson
Head Coach.....Peter DeBoer
Assistant Coaches.....Rob Zettler, Dave Barr, Steve Spott
Vice President of Media Relations & Broadcasting.....Scott Emmert
 2017-18 Record.....45-27-10 (100 points)
 2017-18 Finish.....3rd, Pacific Division
 2016-17 Playoffs.....W. Conf Quarterfinals (def. by EDM, 4-2)

Sap Center at San Jose
 525 West Santa Clara Street
 San Jose, CA 95113
 408.287.7070
 Fax: 408.999.5797
 @SanJoseSharks



2017-18 MEETINGS

Dec. 4 at Washington: W, 4-1
 March 10 at San Jose: W, 2-0

ALL-TIME SERIES HISTORY

| YEAR | TOTALS | | | | | | | HOME | | | | | | | AWAY | | | | | | | | | | | |
|---------------|-------------------------------|-----------|-----------|----------|----------|-----------|-----------|------------|-----------|----------|-----------|----------|----------|-----------|-----------|-----------|-----------|----------|-----------|----------|----------|-----------|-----------|-----------|--|--|
| | GP | W | L | T | OT | PTS | GF | GA | GP | W | L | T | OT | PTS | GF | GA | GP | W | L | T | OT | PTS | GF | GA | | |
| 91-92 | 2 | 2 | 0 | 0 | - | 4 | 10 | 4 | 1 | 1 | 0 | 0 | - | 2 | 6 | 2 | 1 | 1 | 0 | 0 | - | 2 | 4 | 2 | | |
| 92-93 | 2 | 2 | 0 | 0 | - | 4 | 9 | 6 | 1 | 1 | 0 | 0 | - | 2 | 5 | 3 | 1 | 1 | 0 | 0 | - | 2 | 4 | 3 | | |
| 93-94 | 2 | 1 | 1 | 0 | - | 2 | 5 | 4 | 1 | 0 | 1 | 0 | - | 0 | 1 | 2 | 1 | 1 | 0 | 0 | - | 2 | 4 | 2 | | |
| 94-95 | Teams did not meet in 1994-95 | | | | | | | | | | | | | | | | | | | | | | | | | |
| 95-96 | 2 | 1 | 1 | 0 | - | 2 | 6 | 7 | 1 | 1 | 0 | 0 | - | 2 | 3 | 2 | 1 | 0 | 1 | 0 | - | 0 | 3 | 5 | | |
| 96-97 | 2 | 1 | 1 | 0 | - | 2 | 5 | 5 | 1 | 1 | 0 | 0 | - | 2 | 3 | 2 | 1 | 0 | 1 | 0 | - | 0 | 2 | 3 | | |
| 97-98 | 2 | 0 | 1 | 1 | - | 1 | 5 | 8 | 1 | 0 | 1 | 0 | - | 0 | 2 | 5 | 1 | 0 | 0 | 1 | - | 1 | 3 | 3 | | |
| 98-99 | 2 | 1 | 1 | 0 | - | 2 | 4 | 3 | 1 | 1 | 0 | 0 | - | 2 | 3 | 1 | 1 | 0 | 1 | 0 | - | 0 | 1 | 2 | | |
| 99-00 | 2 | 0 | 2 | 0 | 0 | 0 | 3 | 5 | 1 | 0 | 1 | 0 | 0 | 0 | 2 | 3 | 1 | 0 | 1 | 0 | 0 | 0 | 1 | 2 | | |
| 00-01 | 1 | 0 | 1 | 0 | 0 | 0 | 3 | 5 | 1 | 0 | 1 | 0 | 0 | 0 | 3 | 5 | 0 | 0 | 0 | 0 | 0 | 0 | 0 | 0 | | |
| 01-02 | 2 | 0 | 2 | 0 | 0 | 0 | 6 | 10 | 1 | 0 | 1 | 0 | 0 | 0 | 2 | 5 | 1 | 0 | 1 | 0 | 0 | 0 | 4 | 5 | | |
| 02-03 | 2 | 0 | 2 | 0 | 0 | 0 | 2 | 5 | 1 | 0 | 1 | 0 | 0 | 0 | 2 | 3 | 1 | 0 | 1 | 0 | 0 | 0 | 0 | 2 | | |
| 03-04 | 1 | 0 | 1 | 0 | 0 | 0 | 2 | 3 | 1 | 0 | 1 | 0 | 0 | 0 | 2 | 3 | 0 | 0 | 0 | 0 | 0 | 0 | 0 | 0 | | |
| 05-06 | 1 | 0 | 1 | - | 0 | 0 | 1 | 4 | 0 | 0 | 0 | - | 0 | 0 | 0 | 0 | 1 | 0 | 1 | - | 0 | 0 | 1 | 4 | | |
| 06-07 | 1 | 0 | 0 | - | 1 | 1 | 2 | 2 | 1 | 0 | 0 | - | 1 | 1 | 2 | 2 | 0 | 0 | 0 | - | 0 | 0 | 0 | 0 | | |
| 07-08 | Teams did not meet in 2007-08 | | | | | | | | | | | | | | | | | | | | | | | | | |
| 08-09 | 1 | 0 | 1 | - | 0 | 0 | 2 | 7 | 0 | 0 | 0 | - | 0 | 0 | 0 | 0 | 1 | 0 | 1 | - | 0 | 0 | 2 | 7 | | |
| 09-10 | 2 | 1 | 1 | - | 0 | 2 | 6 | 6 | 1 | 1 | 0 | - | 0 | 2 | 4 | 1 | 1 | 0 | 1 | - | 0 | 0 | 2 | 5 | | |
| 10-11 | 2 | 0 | 2 | - | 0 | 0 | 2 | 5 | 1 | 0 | 1 | - | 0 | 0 | 0 | 2 | 1 | 0 | 1 | - | 0 | 0 | 2 | 3 | | |
| 11-12 | 2 | 0 | 2 | - | 0 | 0 | 5 | 10 | 1 | 0 | 1 | - | 0 | 0 | 3 | 5 | 1 | 0 | 1 | - | 0 | 0 | 2 | 5 | | |
| 12-13 | Teams did not meet in 2012-13 | | | | | | | | | | | | | | | | | | | | | | | | | |
| 13-14 | 2 | 1 | 0 | - | 1 | 3 | 3 | 3 | 1 | 0 | 0 | - | 1 | 1 | 1 | 1 | 1 | 1 | 0 | - | 0 | 2 | 2 | 2 | | |
| 14-15 | 2 | 1 | 0 | - | 1 | 3 | 10 | 9 | 1 | 0 | 0 | - | 1 | 1 | 5 | 5 | 1 | 1 | 0 | - | 0 | 2 | 5 | 4 | | |
| 15-16 | 2 | 0 | 2 | - | 0 | 0 | 2 | 10 | 1 | 0 | 1 | - | 0 | 0 | 0 | 5 | 1 | 0 | 1 | - | 0 | 0 | 2 | 5 | | |
| 16-17 | 2 | 0 | 2 | - | 0 | 0 | 2 | 7 | 1 | 0 | 1 | - | 0 | 0 | 0 | 3 | 1 | 0 | 1 | - | 0 | 0 | 2 | 4 | | |
| 17-18 | 2 | 2 | 0 | - | 0 | 4 | 5 | 1 | 1 | 1 | 0 | - | 0 | 2 | 3 | 1 | 1 | 1 | 0 | - | 0 | 2 | 2 | 0 | | |
| Totals | 41 | 13 | 24 | 1 | 3 | 30 | 95 | 128 | 21 | 7 | 11 | 0 | 3 | 17 | 53 | 61 | 20 | 6 | 13 | 1 | 0 | 13 | 48 | 68 | | |

SERIES INFORMATION

All-Time Series (W-L-T-OT)
 Current Streak
 Last Washington Win
 Last San Jose Win
 Last Tie
 Last Overtime Game
 Overtime Record
 Last 10 Games (W-L-T-OT)
 Longest Unbeaten Streak
 Longest Winning Streak
 Longest Winless Streak
 Longest Losing Streak
 Washington Shutouts (Last)
 San Jose Shutouts (Last)
 Last Washington Hat Trick
 Last San Jose Hat Trick
 Most Washington Goals
 Most San Jose Goals

Overall

WSH trails, 13-24-1-3
 2 WSH wins (12/4/17-3/10/18)
 3/10/17 (2-0)
 3/9/17 (2-4)
 12/10/97 (3-3)
 2/11/15 (W, 5-4 OT)
 2-3-1
 4-4-2
 5 (2/9/92-10/30/93)
 5 (2/9/92-10/30/93)
 11 (10/16/99-11/22/08)
 11 (10/16/99-11/22/08)
 1 (3/10/18)
 4 (11/8/16)
 J. Druce (2/9/92)
 T. Harvey (12/18/00)
 6 (2/9/92)
 7 (11/22/08)

at Washington

WSH trails, 7-11-0-3
 1 WSH win (12/4/17)
 12/4/17 (4-1)
 11/8/16 (0-3)
 None
 10/14/14 (L, 5-6 SO)
 0-3-0
 2-5-3
 2 (two times)
 2 (two times)
 6 (two times)
 6 (two times)
 None
 3 (11/8/16)
 J. Druce (2/9/92)
 T. Harvey (12/18/00)
 6 (2/9/92)
 5 (four times)

at San Jose

WSH trails, 6-13-1-0
 1 WSH wins (3/10/18)
 3/10/18 (2-0)
 3/9/17 (2-4)
 12/10/97 (3-3)
 2/11/15 (W, 5-4 OT)
 2-0-1
 3-7-0
 3 (2/18/92-10/30/93)
 3 (2/18/92-10/30/93)
 12 (12/2/95-1/7/12)
 9 (12/12/98-1/7/12)
 3/10/18
 1 (12/14/02)
 None
 None
 4 (four times)
 7 (11/22/08)



San Jose Sharks

2017-18 WASHINGTON CAPITALS VS. SAN JOSE SHARKS

CAPITALS WON SEASON SERIES, 2-0-0 • SAN JOSE 0-2-0

| | | | | | |
|-----------------|---------------|-----------------|---------------|---------------------------------|-------------------|
| SAN JOSE | SHARKS | CAPITALS | ATTEND | GOALTENDERS | W. GOAL |
| MARCH 10, 2018 | 0 | 2 | 17,562 | PHILIPP GRUBAUER / MARTIN JONES | NICKLAS BACKSTROM |

| | | | | | |
|-------------------|---------------|-----------------|---------------|---------------------------------|----------------|
| WASHINGTON | SHARKS | CAPITALS | ATTEND | GOALTENDERS | W. GOAL |
| DEC 4, 2017 | 1 | 4 | 18,506 | PHILIPP GRUBAUER / MARTIN JONES | ALEX OVECHKIN |

| CAPITALS | | | | | | | | | | | | | | SHARKS | | | | | | | | | | | | | |
|---------------------|---|---|---|-----|-----|----|----|----|----|---|----|------|---------------------|--------|---|-----|-----|----|----|----|----|---|---|----|------|--|--|
| GP | G | A | P | +/- | PIM | PP | SH | GW | EN | S | % | GP | G | A | P | +/- | PIM | PP | SH | GW | EN | S | % | | | | |
| ALEX OVECHKIN | 2 | 1 | 1 | 2 | 0 | 0 | 0 | 0 | 1 | 0 | 10 | 10.0 | EVANDER KANE | 3 | 3 | 0 | 3 | 1 | 0 | 0 | 0 | 0 | 1 | 15 | 20.0 | | |
| BRETT CONNOLLY | 2 | 1 | 1 | 2 | 1 | 0 | 1 | 0 | 0 | 0 | 2 | 50.0 | RYAN CARPENTER | 1 | 1 | 1 | 2 | 1 | 0 | 0 | 0 | 0 | 0 | 2 | 50.0 | | |
| DMITRY ORLOV | 2 | 0 | 2 | 2 | 0 | 0 | 0 | 0 | 0 | 0 | 3 | 0.0 | TIMO MEIER | 2 | 1 | 0 | 1 | 0 | 4 | 0 | 0 | 0 | 0 | 4 | 25.0 | | |
| JOHN CARLSON | 2 | 0 | 2 | 2 | 2 | 0 | 0 | 0 | 0 | 0 | 1 | 0.0 | JUSTIN BRAUN | 2 | 0 | 1 | 1 | -1 | 2 | 0 | 0 | 0 | 0 | 2 | 0.0 | | |
| JAKUB VRANA | 2 | 1 | 0 | 1 | 0 | 0 | 1 | 0 | 0 | 0 | 6 | 16.7 | BRENDEN DILLON | 2 | 0 | 0 | 0 | -1 | 19 | 0 | 0 | 0 | 0 | 2 | 0.0 | | |
| NICKLAS BACKSTROM | 2 | 1 | 0 | 1 | 1 | 0 | 0 | 0 | 1 | 0 | 4 | 25.0 | PAUL MARTIN | 0 | 0 | 0 | 0 | 0 | 0 | 0 | 0 | 0 | 0 | 0 | 0.0 | | |
| LARS ELLER | 2 | 1 | 0 | 1 | 1 | 0 | 0 | 0 | 0 | 1 | 8 | 12.5 | JOE PAVELSKI | 2 | 0 | 0 | 0 | 0 | 0 | 0 | 0 | 0 | 0 | 3 | 0.0 | | |
| DEVANTE SMITH-PELLY | 1 | 1 | 0 | 1 | 1 | 0 | 0 | 0 | 0 | 0 | 2 | 50.0 | ERIC FEHR | 1 | 0 | 0 | 0 | 0 | 0 | 0 | 0 | 0 | 0 | 1 | 0.0 | | |
| MATT NISKANEN | 2 | 0 | 1 | 1 | 1 | 0 | 0 | 0 | 0 | 0 | 5 | 0.0 | JOE THORNTON | 1 | 0 | 0 | 0 | 0 | 7 | 0 | 0 | 0 | 0 | 0 | 0.0 | | |
| TOM WILSON | 2 | 0 | 1 | 1 | 1 | 11 | 0 | 0 | 0 | 0 | 4 | 0.0 | MARCUS SORENSEN | 2 | 0 | 0 | 0 | 0 | 0 | 0 | 0 | 0 | 0 | 1 | 0.0 | | |
| JAY BEAGLE | 2 | 0 | 1 | 1 | 1 | 2 | 0 | 0 | 0 | 0 | 0 | 0.0 | BARCLAY GOODROW | 2 | 0 | 0 | 0 | 0 | 7 | 0 | 0 | 0 | 0 | 1 | 0.0 | | |
| EVGENY KUZNETSOV | 2 | 0 | 1 | 1 | 1 | 2 | 0 | 0 | 0 | 0 | 4 | 0.0 | JOONAS DONSKOI | 1 | 0 | 0 | 0 | 0 | 0 | 0 | 0 | 0 | 0 | 4 | 0.0 | | |
| MICHAL KEMPNY | 1 | 0 | 0 | 0 | 1 | 0 | 0 | 0 | 0 | 0 | 0 | 0.0 | JANNIK HANSEN | 1 | 0 | 0 | 0 | -1 | 0 | 0 | 0 | 0 | 0 | 3 | 0.0 | | |
| CHANDLER STEPHENSON | 1 | 0 | 0 | 0 | 0 | 0 | 0 | 0 | 0 | 0 | 0 | 0.0 | LOGAN COUTURE | 2 | 0 | 0 | 0 | -2 | 0 | 0 | 0 | 0 | 0 | 4 | 0.0 | | |
| MADISON BOWEY | 1 | 0 | 0 | 0 | 0 | 2 | 0 | 0 | 0 | 0 | 1 | 0.0 | JOEL WARD | 1 | 0 | 0 | 0 | 0 | 0 | 0 | 0 | 0 | 0 | 0 | 0.0 | | |
| JAKUB JERABEK | 2 | 0 | 0 | 0 | -2 | 0 | 0 | 0 | 0 | 0 | 4 | 0.0 | MARC-EDOUARD VLASIC | 2 | 0 | 0 | 0 | -2 | 0 | 0 | 0 | 0 | 0 | 9 | 0.0 | | |
| CHRISTIAN DJOOS | 1 | 0 | 0 | 0 | 1 | 0 | 0 | 0 | 0 | 0 | 0 | 0.0 | JOAKIM RYAN | 2 | 0 | 0 | 0 | 0 | 0 | 0 | 0 | 0 | 0 | 1 | 0.0 | | |
| ALEX CHIASSON | 1 | 0 | 0 | 0 | 1 | 5 | 0 | 0 | 0 | 0 | 0 | 0.0 | TOMAS HERTL | 2 | 0 | 0 | 0 | -1 | 0 | 0 | 0 | 0 | 0 | 2 | 0.0 | | |
| TAYLOR CHORNEY | 0 | 0 | 0 | 0 | 0 | 0 | 0 | 0 | 0 | 0 | 0 | 0.0 | CHRIS TIERNEY | 2 | 0 | 0 | 0 | -1 | 0 | 0 | 0 | 0 | 0 | 1 | 0.0 | | |
| BROOKS ORPIK | 2 | 0 | 0 | 0 | 1 | 2 | 0 | 0 | 0 | 0 | 0 | 0.0 | KEVIN LABANC | 2 | 0 | 0 | 0 | -3 | 0 | 0 | 0 | 0 | 0 | 2 | 0.0 | | |
| ANDRE BURAKOVSKY | 1 | 0 | 0 | 0 | 1 | 0 | 0 | 0 | 0 | 0 | 1 | 0.0 | DANNY O'REGAN | 1 | 0 | 0 | 0 | 0 | 0 | 0 | 0 | 0 | 0 | 1 | 0.0 | | |
| TRAVIS BOYD | 2 | 0 | 0 | 0 | 0 | 0 | 0 | 0 | 0 | 0 | 1 | 0.0 | MELKER KARLSSON | 0 | 0 | 0 | 0 | 0 | 0 | 0 | 0 | 0 | 0 | 0 | 0.0 | | |
| T.J. OSHIE | 2 | 0 | 0 | 0 | 0 | 0 | 0 | 0 | 0 | 0 | 2 | 0.0 | TIM HEED | 0 | 0 | 0 | 0 | 0 | 0 | 0 | 0 | 0 | 0 | 0 | 0.0 | | |
| NATHAN WALKER | 1 | 0 | 0 | 0 | 0 | 2 | 0 | 0 | 0 | 0 | 0 | 0.0 | DYLAN DEMELO | 2 | 0 | 0 | 0 | 0 | 0 | 0 | 0 | 0 | 0 | 1 | 0.0 | | |
| | | | | | | | | | | | | | BRENT BURNS | 2 | 0 | 0 | 0 | -2 | 0 | 0 | 0 | 0 | 0 | 3 | 0.0 | | |
| | | | | | | | | | | | | | MIKKEL BOEDKER | 1 | 0 | 0 | 0 | -1 | 0 | 0 | 0 | 0 | 0 | 2 | 0.0 | | |

| GOALTENDER | GP | MIN | GA | GAA | SO | W | L | OT | SA | SV% | GOALTENDER | GP | MIN | GA | GAA | SO | W | L | OT | SA | SV% |
|------------------|----|-----|----|-----|----|---|---|----|----|------|--------------|----|-----|----|------|----|---|---|----|----|------|
| PHILIPP GRUBAUER | 2 | 120 | 1 | .50 | 1 | 2 | 0 | 0 | 49 | .980 | MARTIN JONES | 2 | 119 | 5 | 2.53 | 0 | 0 | 2 | 0 | 54 | .907 |

POWER PLAY: 2 - 6 (33.3%)

PENALTY KILLING: 3 - 3 (100%)

POWER PLAY: 0 - 3 (0%)

PENALTY KILLING: 4 - 6 (66.6%)



Tampa Bay Lightning

CLUB INFORMATION

Founded 1992-93
Home Arena AMALIE Arena (19,204)
Stanley Cups 1 (2004)
Vice President, General Manager and Alternate Governor Steve Yzerman
Head Coach Jon Cooper
Associate Coach Rick Bowness
Assistant Coaches Brad Lauer, Todd Richards
Executive Vice President of Communications Bill Wickett
 2017-18 Record 54-23-5 (113 points)
 2017-18 Finish 1st, Atlantic Division
 2016-17 Playoffs DNQ

Amalie Arena
 401 Channelside Drive
 Tampa, FL 33602
 813.301.6500
 Fax: 813.301.1480
 @TBLightning



2017-18 MEETINGS

Oct. 9 at Tampa Bay: L, 3-4 OT
 Nov. 24 at Washington: W, 3-1
 Feb. 20 at Washington: L, 2-4

ALL-TIME SERIES HISTORY

| YEAR | TOTALS | | | | | | | HOME | | | | | | | AWAY | | | | | | | | | |
|---------------|------------|-----------|-----------|----------|----------|------------|------------|------------|-----------|-----------|-----------|----------|----------|-----------|------------|------------|-----------|-----------|-----------|----------|----------|-----------|------------|------------|
| | GP | W | L | T | OT | PTS | GF | GA | GP | W | L | T | OT | PTS | GF | GA | GP | W | L | T | OT | PTS | GF | GA |
| 92-93 | 2 | 1 | 0 | 1 | - | 3 | 7 | 5 | 1 | 0 | 0 | 1 | - | 1 | 2 | 2 | 1 | 1 | 0 | 0 | - | 2 | 5 | 3 |
| 93-94 | 5 | 3 | 1 | 1 | - | 7 | 21 | 13 | 3 | 1 | 1 | 1 | - | 3 | 14 | 12 | 2 | 2 | 0 | 0 | - | 4 | 7 | 1 |
| 94-95 | 4 | 3 | 0 | 1 | - | 7 | 11 | 4 | 2 | 1 | 0 | 1 | - | 3 | 4 | 2 | 2 | 2 | 0 | 0 | - | 4 | 7 | 2 |
| 95-96 | 6 | 2 | 2 | 2 | - | 6 | 11 | 9 | 3 | 1 | 1 | 1 | - | 3 | 4 | 3 | 3 | 1 | 1 | 1 | - | 3 | 7 | 6 |
| 96-97 | 5 | 4 | 1 | 0 | - | 8 | 17 | 12 | 2 | 2 | 0 | 0 | - | 4 | 11 | 6 | 3 | 2 | 1 | 0 | - | 4 | 6 | 6 |
| 97-98 | 5 | 2 | 3 | 0 | - | 4 | 15 | 16 | 3 | 1 | 2 | 0 | - | 2 | 10 | 9 | 2 | 1 | 1 | 0 | - | 2 | 5 | 7 |
| 98-99 | 5 | 3 | 2 | 0 | - | 6 | 27 | 13 | 2 | 1 | 1 | 0 | - | 2 | 12 | 6 | 3 | 2 | 1 | 0 | - | 4 | 15 | 7 |
| 99-00 | 5 | 5 | 0 | 0 | 0 | 10 | 25 | 10 | 3 | 3 | 0 | 0 | 0 | 6 | 15 | 5 | 2 | 2 | 0 | 0 | 0 | 4 | 10 | 5 |
| 00-01 | 5 | 4 | 1 | 0 | 0 | 8 | 16 | 11 | 2 | 2 | 0 | 0 | 0 | 4 | 6 | 2 | 3 | 2 | 1 | 0 | 0 | 4 | 10 | 9 |
| 01-02 | 5 | 4 | 0 | 1 | 0 | 9 | 15 | 7 | 3 | 3 | 0 | 0 | 0 | 6 | 10 | 4 | 2 | 1 | 0 | 1 | 0 | 3 | 5 | 3 |
| 02-03 | 5 | 3 | 2 | 0 | 0 | 6 | 14 | 9 | 2 | 2 | 0 | 0 | 0 | 4 | 6 | 2 | 3 | 1 | 2 | 0 | 0 | 2 | 8 | 7 |
| 03-04 | 6 | 2 | 4 | 0 | 0 | 4 | 15 | 21 | 3 | 1 | 2 | 0 | 0 | 2 | 7 | 12 | 3 | 1 | 2 | 0 | 0 | 2 | 8 | 9 |
| 05-06 | 8 | 4 | 2 | - | 2 | 10 | 19 | 23 | 4 | 3 | 0 | - | 1 | 7 | 10 | 9 | 4 | 1 | 2 | - | 1 | 3 | 9 | 14 |
| 06-07 | 8 | 2 | 4 | - | 2 | 6 | 32 | 30 | 4 | 1 | 2 | - | 1 | 3 | 19 | 15 | 4 | 1 | 2 | - | 1 | 3 | 13 | 15 |
| 07-08 | 8 | 6 | 2 | - | 0 | 12 | 26 | 23 | 4 | 3 | 1 | - | 0 | 6 | 14 | 11 | 4 | 3 | 1 | - | 0 | 6 | 12 | 12 |
| 08-09 | 6 | 6 | 0 | - | 0 | 12 | 30 | 14 | 3 | 3 | 0 | - | 0 | 6 | 16 | 9 | 3 | 3 | 0 | - | 0 | 6 | 14 | 5 |
| 09-10 | 6 | 4 | 2 | - | 0 | 8 | 20 | 17 | 3 | 2 | 1 | - | 0 | 4 | 10 | 9 | 3 | 2 | 1 | - | 0 | 4 | 10 | 8 |
| 10-11 | 6 | 4 | 1 | - | 1 | 9 | 18 | 10 | 3 | 2 | 0 | - | 1 | 5 | 12 | 4 | 3 | 2 | 1 | - | 0 | 4 | 6 | 6 |
| 11-12 | 6 | 3 | 2 | - | 1 | 7 | 18 | 20 | 3 | 3 | 0 | - | 0 | 6 | 12 | 10 | 3 | 0 | 2 | - | 1 | 1 | 6 | 10 |
| 12-13 | 4 | 3 | 1 | - | 0 | 6 | 17 | 16 | 2 | 2 | 0 | - | 0 | 4 | 10 | 7 | 2 | 1 | 1 | - | 0 | 2 | 7 | 9 |
| 13-14 | 3 | 2 | 0 | - | 1 | 5 | 9 | 8 | 2 | 1 | 0 | - | 1 | 3 | 5 | 5 | 1 | 1 | 0 | - | 0 | 2 | 4 | 3 |
| 14-15 | 3 | 2 | 1 | - | 0 | 4 | 12 | 9 | 1 | 1 | 0 | - | 0 | 2 | 4 | 2 | 2 | 1 | 1 | - | 0 | 2 | 8 | 7 |
| 15-16 | 3 | 3 | 0 | - | 0 | 6 | 11 | 6 | 2 | 2 | 0 | - | 0 | 4 | 9 | 5 | 1 | 1 | 0 | - | 0 | 2 | 2 | 1 |
| 16-17 | 3 | 2 | 0 | - | 1 | 5 | 10 | 5 | 1 | 1 | 0 | - | 0 | 2 | 4 | 0 | 2 | 1 | 0 | - | 1 | 3 | 6 | 5 |
| 17-18 | 3 | 1 | 1 | - | 1 | 3 | 8 | 9 | 2 | 1 | 1 | - | 0 | 2 | 5 | 5 | 1 | 0 | 0 | - | 1 | 1 | 3 | 4 |
| Totals | 125 | 78 | 32 | 6 | 9 | 171 | 424 | 320 | 63 | 43 | 12 | 4 | 4 | 94 | 231 | 156 | 62 | 35 | 20 | 2 | 5 | 77 | 193 | 164 |

SERIES INFORMATION

| | Overall | at Washington | at Tampa Bay |
|----------------------------|-----------------------|-------------------------|----------------------|
| All-Time Series (W-L-T-OT) | WSH leads, 78-32-6-9 | WSH leads, 43-12-4-4 | WSH leads, 35-20-2-5 |
| Current Streak | 1 TB win (2/20/18) | 1 TB win (2/20/18) | 1 TB win (10/9/18) |
| Last Washington Win | 11/24/17 (3-1) | 11/24/17 (3-1) | 3/18/17 (5-3) |
| Last Tampa Bay Win | 2/20/18 (2-4) | 2/20/18 (2-4) | 10/9/17 (3-4 OT) |
| Last Tie | 10/23/01 (1-1) | 3/31/96 (1-1) | 10/23/01 (1-1) |
| Last Overtime Game | 10/9/17 (L, 3-4 OT) | 4/13/14 (L, 0-1 SO) | 10/9/17 (L, 3-4 OT) |
| Overtime Record | 5-4-16 | 3-1-11 | 2-3-5 |
| Last 10 Games (W-L-OT) | 7-1-2 | 8-1-1 | 5-3-2 |
| Longest Unbeaten Streak | 12 (12/15/07-12/5/09) | 11 (2/3/99-12/23/02) | 7 (12/15/07-12/5/09) |
| Longest Winning Streak | 12 (12/15/07-12/5/09) | 11 (2/3/99-12/23/02) | 7 (12/15/07-12/5/09) |
| Longest Winless Streak | 4 (two times) | 3 (10/21/06-3/1/07) | 5 (2/28/04-3/23/06) |
| Longest Losing Streak | 4 (12/19/06-3/1/07) | 3 (10/21/06-3/1/07) | 5 (2/28/04-3/23/06) |
| Washington Shutouts (Last) | 8 (12/23/16) | 5 (12/23/16) | 3 (12/5/09) |
| Tampa Bay Shutouts (Last) | 5 (4/13/14) | 1 (4/13/14) | 3 (1/12/11) |
| Last Washington Hat Trick | T.J. Oshie (3/18/17) | N. Backstrom (12/13/14) | T.J. Oshie (3/18/17) |
| Last Tampa Bay Hat Trick | None | None | None |
| Most Washington Goals | 10 (2/3/99) | 10 (2/3/99) | 8 (3/2/99) |
| Most Tampa Bay Goals | 7 (1/12/10) | 6 (10/21/06) | 7 (1/12/10) |



Tampa Bay Lightning

2017-18 WASHINGTON CAPITALS VS. TAMPA BAY LIGHTNING

CAPITALS LOST SEASON SERIES 1-1-1 • TAMPA BAY 2-1-0

| TAMPA BAY | LIGHTNING | CAPITALS | ATTEND | GOALTENDERS | W. GOAL |
|--------------|-----------|----------|--------|---------------------------------------|---------------------|
| OCT 9, 2017 | 4 | 3 | 19,092 | ANDREI VASILEVSKIY / PHILIPP GRUBAUER | BRAYDEN POINT |
| WASHINGTON | LIGHTNING | CAPITALS | ATTEND | GOALTENDERS | W. GOAL |
| NOV 24, 2017 | 1 | 3 | 18,506 | PHILIPP GRUBAUER / ANDREI VASILEVSKIY | DEVANTE SMITH-PELLY |
| FEB 20, 2018 | 4 | 2 | 18,506 | ANDREI VASILEVSKIY / BRADEN HOLTBY | BRAYDEN POINT |

| CAPITALS | | | | | | | | | | | | | LIGHTNING | | | | | | | | | | | | |
|---------------------|---|---|---|-----|-----|-----|----|----|----|---|----|------|------------------------|---|---|-----|-----|-----|----|----|----|---|---|----|------|
| GP | G | A | P | +/- | PIM | PPG | SH | GW | EN | S | % | GP | G | A | P | +/- | PIM | PPG | SH | GW | EN | S | % | | |
| NICKLAS BACKSTROM | 3 | 1 | 3 | 4 | 2 | 0 | 0 | 0 | 0 | 0 | 5 | 20.0 | BRAYDEN POINT | 3 | 3 | 1 | 4 | 0 | 0 | 2 | 0 | 2 | 0 | 8 | 37.5 |
| T.J. OSHIE | 3 | 2 | 1 | 3 | 0 | 0 | 2 | 0 | 0 | 0 | 8 | 25.0 | NIKITA KUCHEROV | 3 | 2 | 2 | 4 | 0 | 0 | 0 | 0 | 0 | 0 | 9 | 22.2 |
| ALEX OVECHKIN | 3 | 2 | 0 | 2 | -1 | 0 | 0 | 0 | 0 | 0 | 22 | 9.1 | ANTON STRALMAN | 3 | 0 | 3 | 3 | 2 | 0 | 0 | 0 | 0 | 0 | 3 | 0.0 |
| JAY BEAGLE | 3 | 1 | 1 | 2 | 0 | 2 | 0 | 0 | 0 | 1 | 3 | 33.3 | CHRIS KUNITZ | 3 | 2 | 0 | 2 | 0 | 0 | 0 | 0 | 0 | 0 | 5 | 40.0 |
| MATT NISKANEN | 3 | 0 | 2 | 2 | 3 | 0 | 0 | 0 | 0 | 0 | 7 | 0.0 | ALEX KILLORN | 3 | 1 | 1 | 2 | 2 | 0 | 0 | 0 | 0 | 0 | 5 | 20.0 |
| DMITRY ORLOV | 3 | 0 | 2 | 2 | 1 | 0 | 0 | 0 | 0 | 0 | 5 | 0.0 | RYAN CALLAHAN | 3 | 0 | 2 | 2 | 1 | 2 | 0 | 0 | 0 | 0 | 4 | 0.0 |
| LARS ELLER | 3 | 1 | 0 | 1 | 0 | 0 | 1 | 0 | 0 | 0 | 11 | 9.1 | BRAYDON COBURN | 3 | 0 | 2 | 2 | 3 | 0 | 0 | 0 | 0 | 0 | 2 | 0.0 |
| DEVANTE SMITH-PELLY | 3 | 1 | 0 | 1 | -1 | 0 | 0 | 0 | 1 | 0 | 7 | 14.3 | VLADISLAV NAMESTNIKOV | 5 | 1 | 0 | 1 | -1 | 6 | 1 | 0 | 0 | 0 | 7 | 14.3 |
| BRETT CONNOLLY | 3 | 0 | 1 | 1 | 0 | 4 | 0 | 0 | 0 | 0 | 3 | 0.0 | J.T. MILLER | 2 | 0 | 1 | 1 | 0 | 2 | 0 | 0 | 0 | 0 | 4 | 0.0 |
| TOM WILSON | 2 | 0 | 1 | 1 | 2 | 0 | 0 | 0 | 0 | 0 | 1 | 0.0 | CEDRIC PAQUETTE | 3 | 0 | 1 | 1 | -1 | 2 | 0 | 0 | 0 | 0 | 3 | 0.0 |
| ANDRE BURAKOVSKY | 2 | 0 | 1 | 1 | 1 | 0 | 0 | 0 | 0 | 0 | 1 | 0.0 | RYAN MCDONAGH | 2 | 0 | 1 | 1 | -1 | 0 | 0 | 0 | 0 | 0 | 1 | 0.0 |
| JOHN CARLSON | 3 | 0 | 1 | 1 | -2 | 0 | 0 | 0 | 0 | 0 | 12 | 0.0 | YANNI GOURDE | 3 | 0 | 1 | 1 | 0 | 4 | 0 | 0 | 0 | 0 | 1 | 0.0 |
| EVGENY KUZNETSOV | 3 | 0 | 1 | 1 | -3 | 4 | 0 | 0 | 0 | 0 | 6 | 0.0 | ANDREJ SUSTR | 2 | 0 | 1 | 1 | 1 | 0 | 0 | 0 | 0 | 0 | 1 | 0.0 |
| MICHAL KEMPNY | 1 | 0 | 0 | 0 | 0 | 0 | 0 | 0 | 0 | 0 | 1 | 0.0 | VICTOR HEDMAN | 3 | 0 | 1 | 1 | -2 | 0 | 0 | 0 | 0 | 0 | 14 | 0.0 |
| JAKUB VRANA | 3 | 0 | 0 | 0 | -3 | 0 | 0 | 0 | 0 | 0 | 2 | 0.0 | STEVEN STAMKOS | 3 | 0 | 1 | 1 | -1 | 2 | 0 | 0 | 0 | 0 | 8 | 0.0 |
| CHANDLER STEPHENSON | 2 | 0 | 0 | 0 | 0 | 0 | 0 | 0 | 0 | 0 | 0 | 0.0 | DAN GIRARDI | 3 | 0 | 0 | 0 | -1 | 4 | 0 | 0 | 0 | 0 | 2 | 0.0 |
| MADISON BOWEY | 2 | 0 | 0 | 0 | -1 | 0 | 0 | 0 | 0 | 0 | 2 | 0.0 | TYLER JOHNSON | 3 | 0 | 0 | 0 | 1 | 0 | 0 | 0 | 0 | 0 | 3 | 0.0 |
| JAKUB JERABEK | 2 | 0 | 0 | 0 | 1 | 0 | 0 | 0 | 0 | 0 | 1 | 0.0 | ONDREJ PALAT | 2 | 0 | 0 | 0 | 0 | 2 | 0 | 0 | 0 | 0 | 5 | 0.0 |
| CHRISTIAN DJOOS | 1 | 0 | 0 | 0 | -1 | 0 | 0 | 0 | 0 | 0 | 0 | 0.0 | SLATER KOEKKOEK | 2 | 0 | 0 | 0 | 0 | 0 | 0 | 0 | 0 | 0 | 0 | 0.0 |
| ALEX CHIASSON | 2 | 0 | 0 | 0 | 1 | 0 | 0 | 0 | 0 | 0 | 0 | 0.0 | GABRIEL DUMONT | 0 | 0 | 0 | 0 | 0 | 0 | 0 | 0 | 0 | 0 | 0 | 0.0 |
| TAYLOR CHORNEY | 2 | 0 | 0 | 0 | -1 | 0 | 0 | 0 | 0 | 0 | 2 | 0.0 | CHRISTOPHER DIDOMENICO | 0 | 0 | 0 | 0 | 0 | 0 | 0 | 0 | 0 | 0 | 0 | 0.0 |
| BROOKS ORPIK | 3 | 0 | 0 | 0 | 0 | 6 | 0 | 0 | 0 | 0 | 3 | 0.0 | JAKE DOTCHIN | 2 | 0 | 0 | 0 | 0 | 0 | 0 | 0 | 0 | 0 | 4 | 0.0 |
| AARON NESS | 1 | 0 | 0 | 0 | -1 | 4 | 0 | 0 | 0 | 0 | 1 | 0.0 | J.T. BROWN | 0 | 0 | 0 | 0 | 0 | 0 | 0 | 0 | 0 | 0 | 0 | 0.0 |
| NATHAN WALKER | 1 | 0 | 0 | 0 | -1 | 0 | 0 | 0 | 0 | 0 | 0 | 0.0 | ADAM ERNE | 1 | 0 | 0 | 0 | 0 | 0 | 0 | 0 | 0 | 0 | 0 | 0.0 |
| TYLER GRAOVAC | 0 | 0 | 0 | 0 | 0 | 0 | 0 | 0 | 0 | 0 | 0 | 0.0 | MIKHAIL SERGACHEV | 3 | 0 | 0 | 0 | 0 | 0 | 0 | 0 | 0 | 0 | 3 | 0.0 |

| GOALTENDERS | | | | | | | | | | | GOALTENDERS | | | | | | | | | | |
|------------------|-----|-----|-----|------|---|---|----|----|-----|------|--------------------|----|-----|----|------|---|----|----|-----|-----|------|
| GP | MIN | GA | GAA | SO | W | L | OT | SA | SV% | GP | MIN | GA | GAA | SO | W | L | OT | SA | SV% | | |
| PHILIPP GRUBAUER | 2 | 123 | 5 | 2.44 | 0 | 1 | 0 | 1 | 66 | .924 | ANDREI VASILEVSKIY | 3 | 180 | 7 | 2.33 | 0 | 2 | 1 | 0 | 100 | .930 |
| BRADEN HOLTBY | 1 | 58 | 4 | 4.15 | 0 | 0 | 1 | 0 | 19 | .789 | | | | | | | | | | | |

POWER PLAY: 3 - 9 (33.3%)
 PENALTY KILLING: 7 - 10 (70%)

POWER PLAY: 3 - 10 (30%)
 PENALTY KILLING: 6 - 9 (66.6%)



Toronto Maple Leafs

CLUB INFORMATION

Founded 1917-18
Home Arena Air Canada Centre (18,819)
Stanley Cups 13 (most recent, 1967)
President and Alternate Governor Brendan Shanahan
Head Coach Mike Babcock
Assistant Coaches Jim Hiller, D.J. Smith, Andrew Brewer
Director of Media Relations Steve Keogh
 2017-18 Record 49-26-7 (105 points)
 2017-18 Finish 3rd, Atlantic Division
 2016-17 Playoffs E. Conf. Quarterfinals (def. by WSH, 4-2)

Air Canada Centre
 40 Bay Street, Suite 400
 Toronto, Ont. M5J 2X2
 416.815.5700,
 Fax: 416.359.9331
 @MapleLeafs



2017-18 MEETINGS

Oct. 17 at Washington: L, 0-2
 Nov. 25 at Toronto: W, 4-2
 March 3 at Washington: W, 5-2

ALL-TIME SERIES HISTORY

| YEAR | TORONTO | | | TOTALS | | | HOME | | | AWAY | | | | | | | | | | | | | | |
|---------------|-------------------------------|-----------|-----------|-----------|----------|------------|------------|------------|-----------|-----------|-----------|----------|----------|-----------|------------|------------|-----------|-----------|-----------|----------|----------|-----------|------------|------------|
| | GP | W | L | T | OT | PTS | GF | GA | GP | W | L | T | OT | PTS | GF | GA | | | | | | | | |
| 74-75 | 5 | 1 | 4 | 0 | - | 2 | 13 | 21 | 3 | 1 | 2 | 0 | - | 2 | 8 | 9 | | | | | | | | |
| 75-76 | 5 | 0 | 4 | 1 | - | 1 | 13 | 26 | 2 | 0 | 2 | 0 | - | 0 | 4 | 11 | | | | | | | | |
| 76-77 | 5 | 3 | 2 | 0 | - | 6 | 15 | 21 | 3 | 3 | 0 | 0 | - | 6 | 14 | 8 | | | | | | | | |
| 77-78 | 5 | 0 | 4 | 1 | - | 1 | 9 | 21 | 2 | 0 | 2 | 0 | - | 0 | 3 | 8 | | | | | | | | |
| 78-79 | 4 | 1 | 1 | 2 | - | 4 | 16 | 19 | 2 | 1 | 0 | 1 | - | 3 | 9 | 8 | | | | | | | | |
| 79-80 | 4 | 1 | 3 | 0 | - | 2 | 14 | 17 | 2 | 0 | 2 | 0 | - | 0 | 5 | 9 | | | | | | | | |
| 80-81 | 4 | 3 | 1 | 0 | - | 6 | 23 | 13 | 2 | 2 | 0 | 0 | - | 4 | 13 | 5 | | | | | | | | |
| 81-82 | 3 | 2 | 1 | 0 | - | 4 | 21 | 15 | 1 | 1 | 0 | 0 | - | 2 | 11 | 2 | | | | | | | | |
| 82-83 | 3 | 2 | 1 | 0 | - | 4 | 11 | 9 | 2 | 1 | 1 | 0 | - | 2 | 6 | 6 | | | | | | | | |
| 83-84 | 3 | 3 | 0 | 0 | - | 6 | 17 | 2 | 1 | 1 | 0 | 0 | - | 2 | 6 | 1 | | | | | | | | |
| 84-85 | 3 | 2 | 0 | 1 | - | 5 | 11 | 4 | 2 | 1 | 0 | 1 | - | 3 | 7 | 3 | | | | | | | | |
| 85-86 | 3 | 2 | 1 | 0 | - | 4 | 11 | 12 | 1 | 1 | 0 | 0 | - | 2 | 3 | 2 | | | | | | | | |
| 86-87 | 3 | 2 | 1 | 0 | - | 4 | 16 | 12 | 2 | 2 | 0 | 0 | - | 4 | 14 | 4 | | | | | | | | |
| 87-88 | 3 | 1 | 1 | 1 | - | 3 | 11 | 11 | 1 | 1 | 0 | 0 | - | 2 | 4 | 2 | | | | | | | | |
| 88-89 | 3 | 2 | 1 | 0 | - | 4 | 7 | 5 | 2 | 1 | 1 | 0 | - | 2 | 4 | 3 | | | | | | | | |
| 89-90 | 3 | 1 | 2 | 0 | - | 2 | 12 | 17 | 1 | 1 | 0 | 0 | - | 2 | 2 | 1 | | | | | | | | |
| 90-91 | 3 | 1 | 2 | 0 | - | 2 | 10 | 13 | 2 | 1 | 1 | 0 | - | 2 | 7 | 8 | | | | | | | | |
| 91-92 | 3 | 3 | 0 | 0 | - | 6 | 13 | 7 | 2 | 2 | 0 | 0 | - | 4 | 8 | 3 | | | | | | | | |
| 92-93 | 2 | 2 | 0 | 0 | - | 4 | 9 | 6 | 1 | 1 | 0 | 0 | - | 2 | 3 | 1 | | | | | | | | |
| 93-94 | 2 | 0 | 2 | 0 | - | 0 | 2 | 9 | 1 | 0 | 1 | 0 | - | 0 | 1 | 2 | | | | | | | | |
| 94-95 | Teams did not meet in 1994-95 | | | | | | | | | | | | | | | | | | | | | | | |
| 95-96 | 2 | 1 | 1 | 0 | - | 2 | 5 | 9 | 1 | 1 | 0 | 0 | - | 2 | 4 | 3 | | | | | | | | |
| 96-97 | 2 | 2 | 0 | 0 | - | 4 | 9 | 4 | 1 | 1 | 0 | 0 | - | 2 | 6 | 3 | | | | | | | | |
| 97-98 | 2 | 2 | 0 | 0 | - | 4 | 9 | 4 | 1 | 1 | 0 | 0 | - | 2 | 5 | 3 | | | | | | | | |
| 98-99 | 4 | 3 | 1 | 0 | - | 6 | 16 | 11 | 2 | 2 | 0 | 0 | - | 4 | 8 | 4 | | | | | | | | |
| 99-00 | 4 | 1 | 2 | 1 | 0 | 3 | 14 | 15 | 2 | 1 | 1 | 0 | 0 | 2 | 8 | 7 | | | | | | | | |
| 00-01 | 3 | 2 | 0 | 0 | 1 | 5 | 10 | 9 | 2 | 1 | 0 | 0 | 1 | 3 | 7 | 7 | | | | | | | | |
| 01-02 | 4 | 1 | 2 | 1 | 0 | 3 | 11 | 13 | 2 | 0 | 1 | 1 | 0 | 1 | 5 | 6 | | | | | | | | |
| 02-03 | 4 | 0 | 3 | 0 | 1 | 1 | 10 | 19 | 2 | 0 | 2 | 0 | 0 | 0 | 3 | 10 | | | | | | | | |
| 03-04 | 4 | 0 | 2 | 2 | 0 | 2 | 7 | 11 | 2 | 0 | 1 | 1 | 0 | 1 | 4 | 5 | | | | | | | | |
| 05-06 | 4 | 3 | 1 | - | 0 | 6 | 18 | 14 | 2 | 2 | 0 | - | 0 | 4 | 9 | 5 | | | | | | | | |
| 06-07 | 4 | 2 | 2 | - | 0 | 4 | 9 | 13 | 2 | 1 | 1 | - | 0 | 2 | 6 | 8 | | | | | | | | |
| 07-08 | 4 | 2 | 2 | - | 0 | 4 | 13 | 8 | 2 | 1 | 1 | - | 0 | 2 | 4 | 4 | | | | | | | | |
| 08-09 | 4 | 2 | 1 | - | 1 | 5 | 9 | 6 | 2 | 1 | 1 | - | 0 | 2 | 5 | 3 | | | | | | | | |
| 09-10 | 4 | 2 | 1 | - | 1 | 5 | 16 | 12 | 2 | 2 | 0 | - | 0 | 4 | 12 | 5 | | | | | | | | |
| 10-11 | 4 | 3 | 0 | - | 1 | 7 | 14 | 11 | 2 | 1 | 0 | - | 1 | 3 | 8 | 8 | | | | | | | | |
| 11-12 | 4 | 3 | 1 | - | 0 | 6 | 11 | 11 | 2 | 2 | 0 | - | 0 | 4 | 6 | 2 | | | | | | | | |
| 12-13 | 3 | 1 | 2 | - | 0 | 2 | 9 | 7 | 2 | 1 | 1 | - | 0 | 2 | 7 | 4 | | | | | | | | |
| 13-14 | 3 | 2 | 0 | - | 1 | 5 | 8 | 5 | 2 | 2 | 0 | - | 0 | 4 | 7 | 4 | | | | | | | | |
| 14-15 | 3 | 2 | 1 | - | 0 | 4 | 12 | 8 | 1 | 1 | 0 | - | 0 | 2 | 4 | 0 | | | | | | | | |
| 15-16 | 3 | 3 | 0 | - | 0 | 6 | 9 | 6 | 2 | 2 | 0 | - | 0 | 4 | 5 | 4 | | | | | | | | |
| 16-17 | 3 | 2 | 1 | - | 0 | 4 | 12 | 10 | 1 | 1 | 0 | - | 0 | 2 | 6 | 5 | | | | | | | | |
| 17-18 | 3 | 2 | 1 | - | 0 | 2 | 9 | 6 | 2 | 1 | 1 | - | 0 | 2 | 5 | 4 | | | | | | | | |
| Totals | 144 | 73 | 55 | 10 | 6 | 162 | 494 | 472 | 74 | 46 | 22 | 4 | 2 | 98 | 266 | 200 | 70 | 27 | 33 | 6 | 4 | 64 | 228 | 272 |

SERIES INFORMATION

| | Overall | at Washington | at Toronto |
|----------------------------|------------------------------|----------------------|-----------------------------|
| All-Time Series (W-L-T-OT) | WSH leads, 73-55-10-6 | WSH leads, 46-22-4-2 | WSH trails, 27-33-6-4 |
| Current Streak | 2 WSH wins (11/25/17-3/3/18) | 1 WSH win (3/3/18) | 2 WSH win (4/4/17-11/25/17) |
| Last Washington Win | 3/3/18 (5-2) | 3/3/18 (5-2 OT) | 11/25/17 (4-2) |
| Last Toronto Win | 10/17/17 (2-0) | 10/17/17 (2-0) | 11/26/16 (2-4) |
| Last Tie | 12/19/03 (2-2) | 12/19/03 (2-2) | 10/13/03 (2-2) |
| Last Overtime Game | 1/3/17 (6-5 OT) | 1/3/17 (6-5 OT) | 11/23/13 (L, 1-2 SO) |
| Overtime Record | 5-6-6 | 3-2-3 | 2-4-3 |
| Last 10 Games (W-L-OT) | 8-2-0 | 8-2-0 | 5-4-1 |
| Longest Unbeaten Streak | 8 (12/17/83-12/10/85) | 7 (two times) | 6 (4/3/82-10/16/85) |
| Longest Winning Streak | 7 (2/16/96-1/1/99) | 7 (4/16/13-1/3/17) | 6 (4/3/82-10/16/85) |
| Longest Winless Streak | 8 (11/26/03-1/21/04) | 7 (3/1/01-1/21/04) | 12 (11/30/74-3/28/79) |
| Longest Losing Streak | 4 (two times) | 3 (two times) | 4 (3/20/76-11/16/77) |
| Washington Shutouts (Last) | 5 (3/1/15) | 4 (3/1/15) | 1 (1/28/84) |
| Toronto Shutouts (Last) | 4 (10/17/17) | 1 (10/17/17) | 3 (3/6/07) |
| Last Washington Hat Trick | A. Ovechkin (11/25/17) | P. Bondra (2/1/01) | A. Ovechkin (11/25/17) |
| Last Toronto Hat Trick | G. Leeman (1/8/90) | none | G. Leeman (1/8/90) |
| Most Washington Goals | 11 (12/11/81) | 11 (12/11/81) | 8 (two times) |
| Most Toronto Goals | 10 (2/12/77) | 7 (11/2/06) | 10 (2/12/77) |



Toronto Maple Leafs

2017-18 WASHINGTON CAPITALS VS. TORONTO MAPLE LEAFS

CAPITALS WON SEASON SERIES 2-1-0 • TORONTO 1-2-0

| TORONTO | MAPLE LEAFS | CAPITALS | ATTEND | GOALTENDERS | W. GOAL |
|--------------|-------------|----------|--------|-----------------------------------|-------------------|
| NOV 25, 2017 | 2 | 4 | 19,404 | BRADEN HOLTBY / CURTIS MCELHINNEY | JAKUB VRANA |
| WASHINGTON | MAPLE LEAFS | CAPITALS | ATTEND | GOALTENDERS | W. GOAL |
| OCT 17, 2017 | 2 | 0 | 18,506 | FREDERIK ANDERSEN / BRADEN HOLTBY | CONNOR BROWN |
| MAR 3, 2018 | 2 | 5 | 29,516 | BRADEN HOLTBY / FREDERIK ANDERSEN | NICKLAS BACKSTROM |

| CAPITALS | GP | G | A | P | +/- | PIM | PPG | SH | GW | EN | S | % | MAPLE LEAFS | GP | G | A | P | +/- | PIM | PPG | SH | GW | EN | S | % |
|---------------------|----|---|---|---|-----|-----|-----|----|----|----|----|------|--------------------|----|---|---|---|-----|-----|-----|----|----|----|------|-------|
| NICKLAS BACKSTROM | 3 | 1 | 4 | 5 | 2 | 0 | 1 | 0 | 1 | 0 | 6 | 16.7 | ZACH HYMAN | 3 | 1 | 2 | 3 | 1 | 0 | 0 | 0 | 0 | 5 | 20.0 | |
| ALEX OVECHKIN | 3 | 4 | 0 | 4 | 1 | 2 | 1 | 0 | 0 | 1 | 11 | 36.4 | NAZEM KADRI | 3 | 2 | 0 | 2 | -1 | 2 | 0 | 0 | 0 | 1 | 8 | 25.0 |
| JOHN CARLSON | 3 | 1 | 2 | 3 | -2 | 2 | 0 | 0 | 0 | 0 | 8 | 12.5 | MORGAN RIELLY | 3 | 0 | 2 | 2 | 0 | 0 | 0 | 0 | 0 | 0 | 10 | 0.0 |
| EVGENY KUZNETSOV | 3 | 1 | 2 | 3 | -2 | 0 | 1 | 0 | 0 | 0 | 5 | 20.0 | NIKITA ZAITSEV | 3 | 1 | 0 | 1 | -1 | 0 | 0 | 0 | 0 | 0 | 1 | 100.0 |
| T.J. OSHIE | 3 | 0 | 3 | 3 | 1 | 0 | 0 | 0 | 0 | 0 | 5 | 0.0 | CONNOR BROWN | 3 | 1 | 0 | 1 | 2 | 0 | 0 | 0 | 1 | 0 | 3 | 33.3 |
| JAKUB VRANA | 3 | 2 | 0 | 2 | 2 | 0 | 0 | 0 | 1 | 0 | 7 | 28.6 | JAKE GARDINER | 3 | 1 | 0 | 1 | 0 | 0 | 0 | 0 | 0 | 0 | 6 | 16.7 |
| MATT NISKANEN | 2 | 0 | 1 | 1 | 3 | 2 | 0 | 0 | 0 | 0 | 2 | 0.0 | PATRICK MARLEAU | 3 | 0 | 1 | 1 | 0 | 4 | 0 | 0 | 0 | 0 | 6 | 0.0 |
| DMITRY ORLOV | 3 | 0 | 1 | 1 | 2 | 0 | 0 | 0 | 0 | 0 | 3 | 0.0 | TOMAS PLEKANEC | 3 | 0 | 1 | 1 | 0 | 2 | 0 | 0 | 0 | 0 | 5 | 0.0 |
| CHANDLER STEPHENSON | 2 | 0 | 1 | 1 | 0 | 0 | 0 | 0 | 0 | 0 | 1 | 0.0 | DOMINIC MOORE | 3 | 0 | 1 | 1 | 0 | 2 | 0 | 0 | 0 | 0 | 2 | 0.0 |
| TOM WILSON | 3 | 0 | 1 | 1 | 1 | 0 | 0 | 0 | 0 | 0 | 6 | 0.0 | TRAVIS DERMOTT | 1 | 0 | 1 | 1 | 1 | 2 | 0 | 0 | 0 | 0 | 0 | 0.0 |
| JAY BEAGLE | 3 | 0 | 1 | 1 | -2 | 0 | 0 | 0 | 0 | 0 | 3 | 0.0 | WILLIAM NYLANDER | 3 | 0 | 1 | 1 | -1 | 0 | 0 | 0 | 0 | 0 | 6 | 0.0 |
| MICHAL KEMPNY | 3 | 0 | 0 | 0 | 1 | 0 | 0 | 0 | 0 | 0 | 4 | 0.0 | AUSTON MATTHEWS | 2 | 0 | 1 | 1 | 0 | 0 | 0 | 0 | 0 | 0 | 6 | 0.0 |
| BRETT CONNOLLY | 2 | 0 | 0 | 0 | -1 | 0 | 0 | 0 | 0 | 0 | 0 | 0.0 | ROMAN POLAK | 2 | 0 | 1 | 1 | 1 | 0 | 0 | 0 | 0 | 0 | 2 | 0.0 |
| LARS ELLER | 2 | 0 | 0 | 0 | 0 | 0 | 0 | 0 | 0 | 0 | 2 | 0.0 | RON HAINSEY | 3 | 0 | 0 | 0 | 0 | 2 | 0 | 0 | 0 | 0 | 6 | 0.0 |
| MADISON BOWEY | 2 | 0 | 0 | 0 | 0 | 0 | 0 | 0 | 0 | 0 | 2 | 0.0 | CONNOR CARRICK | 1 | 0 | 0 | 0 | 0 | 0 | 0 | 0 | 0 | 0 | 2 | 0.0 |
| DEVANTE SMITH-PELLY | 3 | 0 | 0 | 0 | -1 | 2 | 0 | 0 | 0 | 0 | 4 | 0.0 | MATT MARTIN | 2 | 0 | 0 | 0 | 0 | 2 | 0 | 0 | 0 | 0 | 1 | 0.0 |
| CHRISTIAN DJOOS | 2 | 0 | 0 | 0 | -1 | 0 | 0 | 0 | 0 | 0 | 2 | 0.0 | ERIC FEHR | 1 | 0 | 0 | 0 | 0 | 0 | 0 | 0 | 0 | 0 | 1 | 0.0 |
| ALEX CHIASSON | 1 | 0 | 0 | 0 | -1 | 0 | 0 | 0 | 0 | 0 | 1 | 0.0 | MITCHELL MARNER | 3 | 0 | 0 | 0 | -2 | 0 | 0 | 0 | 0 | 0 | 4 | 0.0 |
| TAYLOR CHORNEY | 2 | 0 | 0 | 0 | 0 | 0 | 0 | 0 | 0 | 0 | 0 | 0.0 | KASPERI KAPANEN | 1 | 0 | 0 | 0 | -1 | 0 | 0 | 0 | 0 | 0 | 2 | 0.0 |
| BROOKS ORPIK | 3 | 0 | 0 | 0 | -1 | 0 | 0 | 0 | 0 | 0 | 6 | 0.0 | JAMES VAN RIEMSDYK | 3 | 0 | 0 | 0 | 0 | 0 | 0 | 0 | 0 | 0 | 8 | 0.0 |
| AARON NESS | 0 | 0 | 0 | 0 | 0 | 0 | 0 | 0 | 0 | 0 | 0 | 0.0 | JOSH LEIVO | 0 | 0 | 0 | 0 | 0 | 0 | 0 | 0 | 0 | 0 | 0 | 0.0 |
| ANDRE BURAKOVSKY | 2 | 0 | 0 | 0 | -1 | 0 | 0 | 0 | 0 | 0 | 5 | 0.0 | TYLER BOZAK | 3 | 0 | 0 | 0 | 0 | 2 | 0 | 0 | 0 | 0 | 3 | 0.0 |
| NATHAN WALKER | 1 | 0 | 0 | 0 | 0 | 2 | 0 | 0 | 0 | 0 | 2 | 0.0 | LEO KOMAROV | 3 | 0 | 0 | 0 | 0 | 0 | 0 | 0 | 0 | 0 | 5 | 0.0 |
| TYLER GRAOVAC | 2 | 0 | 0 | 0 | -1 | 0 | 0 | 0 | 0 | 0 | 1 | 0.0 | CALLE ROSEN | 1 | 0 | 0 | 0 | 0 | 0 | 0 | 0 | 0 | 0 | 0 | 0.0 |
| | | | | | | | | | | | | | ANDREAS BORGMAN | 1 | 0 | 0 | 0 | 0 | 0 | 0 | 0 | 0 | 0 | 1 | 0.0 |
| | | | | | | | | | | | | | NIKITA SOSHNIKOV | 0 | 0 | 0 | 0 | 0 | 0 | 0 | 0 | 0 | 0 | 0 | 0.0 |

| GOALTENDERS | GP | MIN | GA | GAA | SO | W | L | OT | SA | SV% | GOALTENDERS | GP | MIN | GA | GAA | SO | W | L | OT | SA | SV% |
|---------------|----|-----|----|------|----|---|---|----|----|------|-------------------|----|-----|----|------|----|---|---|----|----|------|
| BRADEN HOLTBY | 3 | 178 | 5 | 1.68 | 0 | 2 | 1 | 0 | 87 | .943 | FREDERIK ANDERSEN | 2 | 91 | 5 | 3.29 | 1 | 1 | 1 | 0 | 55 | .909 |
| | | | | | | | | | | | CURTIS MCELHINNEY | 2 | 87 | 3 | 2.07 | 0 | 0 | 1 | 0 | 29 | .897 |

POWER PLAY: 3 - 8 (37.5%)

PENALTY KILLING: 5 - 5 (100%)

POWER PLAY: 0 - 5 (0.0%)

PENALTY KILLING: 5 - 8 (62.5%)



Vegas Golden Knights

CLUB INFORMATION

Founded 2017-18
Home Arena T-Mobile Arena (17,500)
Stanley Cups None
Chairman & CEO Bill Foley
President, General Manager & Alt. Governor George McPhee
Head Coach Gerard Gallant
Assistant Coaches Mike Kelly, Ryan Craig, Ryan McGill
Vice President of Communications and Content Eric Tosi
 2017-18 Record 51-24-7 (109 points)
 2017-18 Finish 1st, Pacific Division
 2016-17 Playoffs N/A

T-Mobile Arena
 3780 S. Las Vegas Blvd.
 Las Vegas, NV, R3C 89158
 702.790.2663
 @GoldenKnights



2017-18 MEETINGS

Dec. 23 at Vegas: L, 0-3
 Feb. 4 at Washington: L, 3-4

ALL-TIME SERIES HISTORY

| YEAR | TOTALS | | | | | | | | | HOME | | | | | AWAY | | | | | | | | | |
|---------------|----------|----------|----------|----------|----------|----------|----------|----------|----------|----------|----------|----------|----------|----------|----------|----------|----------|----------|----------|----------|----------|----------|----------|----------|
| | GP | W | L | T | OT | PTS | GF | GA | GP | W | L | T | OT | PTS | GF | GA | GP | W | L | T | OT | PTS | GF | GA |
| 17-18 | 2 | 0 | 2 | - | 0 | 0 | 3 | 7 | 1 | 0 | 1 | - | 0 | 0 | 3 | 4 | 1 | 0 | 1 | - | 0 | 0 | 0 | 3 |
| Totals | 2 | 0 | 2 | - | 0 | 0 | 3 | 7 | 1 | 0 | 1 | - | 0 | 0 | 3 | 4 | 1 | 0 | 1 | - | 0 | 0 | 0 | 3 |

SERIES INFORMATION

All-Time Series (W-L-T-OT)
 Current Streak
 Last Washington Win
 Last Vegas Win
 Last Tie
 Last Overtime Game
 Overtime Record
 Last 10 Games (W-L-OT)
 Longest Unbeaten Streak
 Longest Winning Streak
 Longest Winless Streak
 Longest Losing Streak
 Washington Shutouts (Last)
 Vegas Shutouts (Last)
 Last Washington Hat Trick
 Last Vegas Hat Trick
 Most Washington Goals
 Most Vegas Goals

Overall

WSH trails, 0-2-0-0
 2 VGK wins (12/23/17-2/4/18)
 none
 2/4/18 (4-3)
 none
 none
 0-0-0
 0-2-0
 none
 none
 2 (12/23/17-2/4/18)
 2 (12/23/17-2/4/18)
 none
 1 (12/23/17)
 none
 none
 3 (2/4/18)
 4 (2/4/18)

at Washington

WSH trails, 0-1-0-0
 1 VGK win (2/4/18)
 none
 2/4/18 (4-3)
 none
 none
 0-0-0
 0-1-0
 none
 none
 1 (2/4/18)
 1 (2/4/18)
 none
 none
 none
 3 (2/4/18)
 4 (2/4/18)

at Vegas

WSH trails, 0-1-0-0
 1 VGK win (12/23/17)
 none
 12/23/17 (3-0)
 none
 none
 0-0-0
 0-1-0
 none
 none
 1 (12/23/17)
 1 (12/23/17)
 none
 1 (12/23/17)
 none
 none
 0 (12/23/17)
 3 (12/23/17)

Vegas Golden Knights

2017-18 WASHINGTON CAPITALS VS. VEGAS GOLDEN KNIGHTS

CAPITALS LOST SEASON SERIES 0-2-0 • VEGAS 2-0-0

| VEGAS | GOLDEN KNIGHTS | CAPITALS | ATTEND | GOALTENDERS | W. GOAL |
|--------------|----------------|----------|--------|-----------------------------------|-----------|
| DEC 23, 2017 | 3 | 0 | 18,025 | MARC-ANDRE FLEURY / BRADEN HOLTBY | ALEX TUCH |

| WASHINGTON | GOLDEN KNIGHTS | CAPITALS | ATTEND | GOALTENDERS | W. GOAL |
|-------------|----------------|----------|--------|--------------------------------------|-----------|
| FEB 4, 2018 | 4 | 3 | 18,506 | MARC-ANDRE FLEURY / PHILIPP GRUBAUER | ALEX TUCH |

| CAPITALS | GP | G | A | P | +/- | PIM | PPG | SH | GW | EN | S | % | GOLDEN KNIGHTS | GP | G | A | P | +/- | PIM | PPG | SH | GW | EN | S | % | |
|---------------------|----|---|---|---|-----|-----|-----|----|----|----|---|------|--------------------------|----|---|---|---|-----|-----|-----|----|----|----|----|------|-------|
| MATT NISKANEN | 2 | 1 | 1 | 2 | -1 | 0 | 0 | 0 | 0 | 0 | 5 | 20.0 | TOMAS TATAR | 2 | 4 | 0 | 4 | 3 | 0 | 1 | 0 | 1 | 0 | 10 | 40.0 | |
| CHANDLER STEPHENSON | 2 | 1 | 0 | 1 | 0 | 0 | 0 | 0 | 0 | 0 | 2 | 50.0 | REILLY SMITH | 2 | 2 | 1 | 3 | 2 | 2 | 1 | 0 | 0 | 0 | 9 | 22.2 | |
| NICKLAS BACKSTROM | 2 | 1 | 0 | 1 | -1 | 0 | 0 | 0 | 0 | 0 | 3 | 33.3 | ALEX TUCH | 2 | 2 | 1 | 3 | 3 | 2 | 0 | 0 | 2 | 0 | 3 | 66.7 | |
| DMITRY ORLOV | 2 | 0 | 1 | 1 | 0 | 0 | 0 | 0 | 0 | 0 | 5 | 0.0 | JONATHAN MARCHESSAULT | 2 | 0 | 3 | 3 | 1 | 0 | 0 | 0 | 0 | 0 | 0 | 3 | 0.0 |
| CHRISTIAN DJOOS | 2 | 0 | 1 | 1 | -1 | 0 | 0 | 0 | 0 | 0 | 0 | 0.0 | RYAN CARPENTER | 1 | 1 | 1 | 2 | 1 | 0 | 0 | 0 | 0 | 0 | 0 | 2 | 50.0 |
| ANDRE BURAKOVSKY | 2 | 0 | 1 | 1 | -1 | 0 | 0 | 0 | 0 | 0 | 3 | 0.0 | WILLIAM KARLSSON | 2 | 1 | 1 | 2 | 2 | 0 | 0 | 0 | 0 | 0 | 0 | 5 | 20.0 |
| JAY BEAGLE | 2 | 0 | 1 | 1 | 0 | 0 | 0 | 0 | 0 | 0 | 4 | 0.0 | PIERRE-EDOUARD BELLEMARE | 2 | 0 | 2 | 2 | 2 | 0 | 0 | 0 | 0 | 0 | 0 | 3 | 0.0 |
| EVGENY KUZNETSOV | 2 | 0 | 1 | 1 | -1 | 0 | 0 | 0 | 0 | 0 | 1 | 0.0 | OSCAR LINDBERG | 2 | 1 | 0 | 1 | 1 | 0 | 0 | 0 | 0 | 0 | 0 | 1 | 100.0 |
| MICHAL KEMPNY | 1 | 0 | 0 | 0 | 0 | 0 | 0 | 0 | 0 | 0 | 3 | 0.0 | BRENDAN LEIPSIC | 1 | 0 | 1 | 1 | 1 | 0 | 0 | 0 | 0 | 0 | 0 | 5 | 0.0 |
| ALEX OVECHKIN | 2 | 0 | 0 | 0 | -1 | 2 | 0 | 0 | 0 | 0 | 4 | 0.0 | CODY EAKIN | 2 | 0 | 1 | 1 | 1 | 4 | 0 | 0 | 0 | 0 | 0 | 1 | 0.0 |
| BRETT CONNOLLY | 2 | 0 | 0 | 0 | -2 | 0 | 0 | 0 | 0 | 0 | 2 | 0.0 | NATE SCHMIDT | 2 | 0 | 1 | 1 | 1 | 0 | 0 | 0 | 0 | 0 | 0 | 1 | 0.0 |
| JAKUB VRANA | 2 | 0 | 0 | 0 | -1 | 0 | 0 | 0 | 0 | 0 | 1 | 0.0 | TOMAS NOSEK | 1 | 0 | 1 | 1 | 1 | 0 | 0 | 0 | 0 | 0 | 0 | 0 | 0.0 |
| LARS ELLER | 2 | 0 | 0 | 0 | -1 | 0 | 0 | 0 | 0 | 0 | 1 | 0.0 | BRAYDEN MCNABB | 2 | 0 | 0 | 0 | 1 | 4 | 0 | 0 | 0 | 0 | 0 | 3 | 0.0 |
| MADISON BOWEY | 2 | 0 | 0 | 0 | -1 | 0 | 0 | 0 | 0 | 0 | 1 | 0.0 | DERYK ENGELLAND | 2 | 0 | 0 | 0 | 0 | 0 | 0 | 0 | 0 | 0 | 0 | 1 | 0.0 |
| DEVANTE SMITH-PELLY | 2 | 0 | 0 | 0 | 0 | 0 | 0 | 0 | 0 | 0 | 3 | 0.0 | COLIN MILLER | 2 | 0 | 0 | 0 | 1 | 0 | 0 | 0 | 0 | 0 | 0 | 0 | 0.0 |
| ALEX CHIASSON | 0 | 0 | 0 | 0 | 0 | 0 | 0 | 0 | 0 | 0 | 0 | 0.0 | JON MERRILL | 1 | 0 | 0 | 0 | 1 | 0 | 0 | 0 | 0 | 0 | 0 | 3 | 0.0 |
| TOM WILSON | 2 | 0 | 0 | 0 | 0 | 0 | 0 | 0 | 0 | 0 | 2 | 0.0 | JAMES NEAL | 2 | 0 | 0 | 0 | -2 | 0 | 0 | 0 | 0 | 0 | 0 | 5 | 0.0 |
| TAYLOR CHORNEY | 0 | 0 | 0 | 0 | 0 | 0 | 0 | 0 | 0 | 0 | 0 | 0.0 | SHEA THEODORE | 2 | 0 | 0 | 0 | 2 | 0 | 0 | 0 | 0 | 0 | 0 | 2 | 0.0 |
| BROOKS ORPIK | 2 | 0 | 0 | 0 | -2 | 2 | 0 | 0 | 0 | 0 | 1 | 0.0 | WILLIAM CARRIER | 1 | 0 | 0 | 0 | 0 | 0 | 0 | 0 | 0 | 0 | 0 | 0 | 0.0 |
| JOHN CARLSON | 2 | 0 | 0 | 0 | -1 | 0 | 0 | 0 | 0 | 0 | 7 | 0.0 | LUCA SBISA | 0 | 0 | 0 | 0 | 0 | 0 | 0 | 0 | 0 | 0 | 0 | 0 | 0.0 |
| T.J. OSHIE | 2 | 0 | 0 | 0 | -1 | 0 | 0 | 0 | 0 | 0 | 4 | 0.0 | ERIK HAULA | 2 | 0 | 0 | 0 | -2 | 0 | 0 | 0 | 0 | 0 | 0 | 6 | 0.0 |
| | | | | | | | | | | | | | DAVID PERRON | 2 | 0 | 0 | 0 | -2 | 0 | 0 | 0 | 0 | 0 | 0 | 5 | 0.0 |
| | | | | | | | | | | | | | RYAN REAVES | 3 | 0 | 0 | 0 | -1 | 5 | 0 | 0 | 0 | 0 | 0 | 0 | 0.0 |
| | | | | | | | | | | | | | BRAD HUNT | 1 | 0 | 0 | 0 | 0 | 0 | 0 | 0 | 0 | 0 | 0 | 1 | 0.0 |

| GOALTENDERS | GP | MIN | GA | GAA | SO | W | L | OT | SA | SV% | GOALTENDER | GP | MIN | GA | GAA | SO | W | L | OT | SA | SV% | | | |
|------------------|----|-----|----|------|----|---|---|----|----|------|-------------------|----|-----|----|------|----|---|---|----|----|------|--|--|--|
| BRADEN HOLTBY | 1 | 60 | 3 | 3.01 | 0 | 0 | 1 | 0 | 28 | .893 | MARC-ANDRE FLEURY | 2 | 120 | 3 | 1.50 | 1 | 2 | 0 | 0 | 49 | .939 | | | |
| PHILIPP GRUBAUER | 1 | 59 | 4 | 4.10 | 0 | 0 | 1 | 0 | 31 | .871 | | | | | | | | | | | | | | |

POWER PLAY: 0 - 6 (0.0%)

PENALTY KILLING: 2 - 3 (66.7%)

POWER PLAY: 1 - 3 (33.3%)

PENALTY KILLING: 6 - 6 (100%)



Winnipeg Jets

CLUB INFORMATION

Founded 1999-00 (ATL), 2011-12 (WPG)
Home Arena Bell MTS Place (15,294)
Stanley Cups None
Chairman & Governor Mark Chipman
Executive Vice President & Operating Officer John Olfert
Executive Vice President & General Manager Kevin Cheveldayoff
Head Coach Paul Maurice
Assistant Coaches Charlie Huddy, Jamie Kompon, Todd Woodcroft
Senior Director, Hockey Communications Scott Brown
 2017-18 Record 52-20-10 (114 points)
 2017-18 Finish 2nd, Central Division
 2016-17 Playoffs DNQ

Bell MTS Centre
 300 Portage Avenue
 Winnipeg, MB, R3C 5S4
 204.926.5599
 Fax: 204.926.5555
 @NHLJets



2017-18 MEETINGS

Feb. 13 at Winnipeg: L, 3-4 OT
 March 12 at Washington: W, 3-2

ALL-TIME SERIES HISTORY

| YEAR | TOTALS | | | | | | | HOME | | | | | | | AWAY | | | | | | | | | |
|---------------|-----------|-----------|-----------|----------|----------|------------|------------|------------|-----------|-----------|----------|----------|----------|-----------|------------|------------|-----------|-----------|-----------|----------|----------|-----------|------------|------------|
| | GP | W | L | T | OT | PTS | GF | GA | GP | W | L | T | OT | PTS | GF | GA | GP | W | L | T | OT | PTS | GF | GA |
| 99-00 | 5 | 4 | 1 | 0 | 0 | 8 | 18 | 7 | 2 | 2 | 0 | 0 | 0 | 4 | 8 | 2 | 3 | 2 | 1 | 0 | 0 | 4 | 10 | 5 |
| 00-01 | 5 | 2 | 1 | 2 | 0 | 6 | 14 | 10 | 3 | 2 | 0 | 1 | 0 | 5 | 10 | 5 | 2 | 0 | 1 | 1 | 0 | 1 | 4 | 5 |
| 01-02 | 5 | 3 | 1 | 1 | 0 | 7 | 14 | 6 | 2 | 2 | 0 | 0 | 0 | 4 | 8 | 2 | 3 | 1 | 1 | 1 | 0 | 3 | 6 | 4 |
| 02-03 | 5 | 3 | 1 | 1 | 0 | 7 | 26 | 19 | 3 | 2 | 0 | 1 | 0 | 5 | 17 | 13 | 2 | 1 | 1 | 0 | 0 | 2 | 9 | 6 |
| 03-04 | 6 | 2 | 3 | 1 | 0 | 5 | 16 | 15 | 3 | 1 | 1 | 1 | 0 | 3 | 7 | 7 | 3 | 1 | 2 | 0 | 0 | 2 | 9 | 8 |
| 05-06 | 8 | 3 | 4 | - | 1 | 7 | 24 | 39 | 4 | 2 | 2 | - | 0 | 4 | 13 | 18 | 4 | 1 | 2 | - | 1 | 3 | 11 | 21 |
| 06-07 | 8 | 3 | 3 | - | 2 | 8 | 22 | 25 | 4 | 1 | 2 | - | 1 | 3 | 11 | 14 | 4 | 2 | 1 | - | 1 | 5 | 11 | 11 |
| 07-08 | 8 | 4 | 2 | - | 2 | 10 | 22 | 19 | 4 | 2 | 2 | - | 0 | 4 | 11 | 11 | 4 | 2 | 0 | - | 2 | 6 | 11 | 8 |
| 08-09 | 6 | 4 | 2 | - | 0 | 8 | 24 | 24 | 3 | 3 | 0 | - | 0 | 6 | 15 | 10 | 3 | 1 | 2 | - | 0 | 2 | 9 | 14 |
| 09-10 | 6 | 6 | 0 | - | 0 | 12 | 29 | 13 | 3 | 3 | 0 | - | 0 | 6 | 12 | 5 | 3 | 3 | 0 | - | 0 | 6 | 17 | 8 |
| 10-11 | 6 | 2 | 4 | - | 0 | 4 | 13 | 20 | 3 | 2 | 1 | - | 0 | 4 | 11 | 10 | 3 | 0 | 3 | - | 0 | 0 | 2 | 10 |
| 11-12 | 6 | 2 | 2 | - | 2 | 6 | 13 | 16 | 3 | 1 | 0 | - | 2 | 4 | 9 | 9 | 3 | 1 | 2 | - | 0 | 2 | 4 | 7 |
| 12-13 | 5 | 4 | 1 | - | 0 | 8 | 20 | 8 | 2 | 1 | 1 | - | 0 | 2 | 7 | 7 | 3 | 3 | 0 | - | 0 | 6 | 13 | 1 |
| 13-14 | 2 | 2 | 0 | - | 0 | 4 | 8 | 6 | 1 | 1 | 0 | - | 0 | 2 | 4 | 2 | 1 | 1 | 0 | - | 0 | 2 | 4 | 4 |
| 14-15 | 2 | 1 | 1 | - | 0 | 2 | 5 | 4 | 1 | 1 | 0 | - | 0 | 2 | 5 | 1 | 1 | 0 | 1 | - | 0 | 0 | 0 | 3 |
| 15-16 | 2 | 1 | 0 | - | 1 | 3 | 6 | 5 | 1 | 1 | 0 | - | 0 | 2 | 5 | 3 | 1 | 0 | 0 | - | 1 | 1 | 1 | 2 |
| 16-17 | 2 | 2 | 0 | - | 0 | 4 | 7 | 5 | 1 | 1 | 0 | - | 0 | 2 | 4 | 3 | 1 | 1 | 0 | - | 0 | 2 | 3 | 2 |
| 17-18 | 2 | 1 | 0 | - | 1 | 3 | 6 | 6 | 1 | 1 | 0 | - | 0 | 2 | 3 | 2 | 1 | 0 | 0 | - | 1 | 1 | 3 | 4 |
| Totals | 89 | 49 | 26 | 5 | 9 | 112 | 287 | 247 | 44 | 29 | 9 | 3 | 3 | 64 | 160 | 124 | 45 | 20 | 17 | 2 | 6 | 48 | 127 | 123 |

SERIES INFORMATION

All-Time Series (W-L-T-OT)
 Current Streak
 Last Washington Win
 Last Winnipeg Win
 Last Tie
 Last Overtime Game
 Overtime Record
 Last 10 Games (W-L-OT)
 Longest Unbeaten Streak
 Longest Winning Streak
 Longest Winless Streak
 Longest Losing Streak
 Washington Shutouts (Last)
 Winnipeg Shutouts (Last)
 Last Washington Hat Trick
 Last Winnipeg Hat Trick
 Most Washington Goals
 Most Winnipeg Goals

Overall

WSH leads, 49-26-5-9
 1 WSH win (3/12/18)
 3/12/18 (3-2 OT)
 2/13/18 (2-4 OT)
 3/20/04 (2-2)
 3/12/18 (W, 3-2 OT)
 7-6-11
 7-1-2
 8 (4/5/09-4/9/10)
 8 (4/5/09-4/9/10)
 5 (3/14/04-10/8/05)
 4 (10/14/06-11/22/06)
 7 (3/21/13)
 5 (3/21/15)
 A. Semin (10/23/10)
 I. Kovalchuk (12/6/02)
 8 (1/9/10)
 8 (10/8/05)

at Washington

WSH leads, 29-9-3-3
 6 WSH wins (4/23/13-3/12/18)
 3/12/18 (3-2 OT)
 1/22/13 (2-4)
 3/20/04 (2-2)
 3/12/18 (W, 3-2 OT)
 6-2-5
 7-1-2
 10 (1/8/00-3/6/03)
 7 (3/14/08-4/9/10)
 3 (10/14/06-11/22/06)
 3 (10/14/06-11/22/06)
 2 (11/10/01)
 1 (2/2/08)
 A. Semin (10/23/10)
 I. Kovalchuk (12/6/02)
 7 (12/6/02)
 7 (10/7/05)

at Winnipeg

WSH leads, 20-17-2-6
 1 WPG win (2/13/18)
 11/1/16 (3-2)
 2/13/18 (3-4 OT)
 12/6/01 (3-3)
 2/13/18 (L, 3-4 OT)
 1-4-6
 6-2-2
 4 (two times)
 4 (two times)
 3 (three times)
 3 (three times)
 5 (3/21/13)
 4 (3/21/15)
 A. Ovechkin (12/15/06)
 None
 8 (1/9/10)
 8 (10/8/05)



Winnipeg Jets

2017-18 WASHINGTON CAPITALS VS. WINNIPEG JETS

CAPITALS TIED SEASON SERIES 1-0-1 • WINNIPEG 1-0-1

| | | | | | |
|-----------------|-------------|-----------------|---------------|-----------------------------------|----------------|
| WINNIPEG | JETS | CAPITALS | ATTEND | GOALTENDERS | W. GOAL |
| FEB 13, 2018 | 4 | 3 | 15,321 | CONNOR HELLEBUYCK / BRADEN HOLTBY | TYLER MYERS |

| | | | | | |
|-------------------|-------------|-----------------|---------------|--------------------------------------|------------------|
| WASHINGTON | JETS | CAPITALS | ATTEND | GOALTENDERS | W. GOAL |
| MAR 12, 2018 | 2 | 3 | 18,506 | PHILIPP GRUBAUER / CONNOR HELLEBUYCK | EVGENY KUZNETSOV |

| CAPITALS | | | | | | | | | | | | | | JETS | | | | | | | | | | | | | |
|---------------------|---|---|---|-----|-----|-----|----|----|----|---|----|------|------------------|-------------|---|-----|-----|----|----|----|----|---|---|------|------|--|--|
| GP | G | A | P | +/- | PIM | PPG | SH | GW | EN | S | % | GP | G | A | P | +/- | PIM | PP | SH | GW | EN | S | % | | | | |
| ALEX OVECHKIN | 2 | 2 | 1 | 3 | -2 | 0 | 1 | 0 | 0 | 0 | 13 | 15.4 | MARK SCHEIFELE | 1 | 2 | 1 | 3 | 3 | 0 | 0 | 1 | 0 | 4 | 50.0 | | | |
| EVGENY KUZNETSOV | 2 | 1 | 2 | 3 | 1 | 0 | 0 | 0 | 1 | 0 | 5 | 20.0 | DUSTIN BYFUGLIEN | 2 | 0 | 3 | 3 | 1 | 2 | 0 | 0 | 0 | 0 | 2 | 0.0 | | |
| NICKLAS BACKSTROM | 2 | 1 | 1 | 2 | -2 | 0 | 0 | 0 | 0 | 0 | 9 | 11.1 | MATHIEU PERREAU | 2 | 0 | 2 | 2 | 3 | 2 | 0 | 0 | 0 | 0 | 6 | 0.0 | | |
| JOHN CARLSON | 2 | 1 | 1 | 2 | -1 | 4 | 0 | 0 | 0 | 0 | 7 | 14.3 | BRYAN LITTLE | 2 | 1 | 0 | 1 | 1 | 4 | 0 | 0 | 0 | 0 | 4 | 25.0 | | |
| TOM WILSON | 2 | 0 | 2 | 2 | 0 | 0 | 0 | 0 | 0 | 0 | 3 | 0.0 | NIKOLAJ EHLERS | 2 | 1 | 0 | 1 | -1 | 0 | 0 | 0 | 0 | 0 | 6 | 16.7 | | |
| MICHAL KEMPNY | 2 | 1 | 0 | 1 | 3 | 0 | 0 | 0 | 0 | 0 | 5 | 20.0 | PATRIK LAINE | 2 | 1 | 0 | 1 | -3 | 0 | 0 | 0 | 0 | 0 | 6 | 16.7 | | |
| ANDRE BURAKOVSKY | 2 | 1 | 0 | 1 | -1 | 0 | 0 | 0 | 0 | 0 | 3 | 33.3 | TYLER MYERS | 2 | 1 | 0 | 1 | -1 | 0 | 0 | 0 | 1 | 0 | 6 | 16.7 | | |
| BRETT CONNOLLY | 2 | 0 | 1 | 1 | 1 | 0 | 0 | 0 | 0 | 0 | 3 | 0.0 | PAUL STASTNY | 2 | 0 | 1 | 1 | 0 | 0 | 0 | 0 | 0 | 0 | 4 | 0.0 | | |
| CHANDLER STEPHENSON | 2 | 0 | 1 | 1 | 1 | 0 | 0 | 0 | 0 | 0 | 0 | 0.0 | BLAKE WHEELER | 2 | 0 | 1 | 1 | 0 | 0 | 0 | 0 | 0 | 0 | 9 | 0.0 | | |
| LARS ELLER | 2 | 0 | 1 | 1 | -1 | 0 | 0 | 0 | 0 | 0 | 3 | 0.0 | JACK ROSLOVIC | 2 | 0 | 1 | 1 | 2 | 0 | 0 | 0 | 0 | 0 | 2 | 0.0 | | |
| ALEX CHIASOON | 1 | 0 | 1 | 1 | 0 | 0 | 0 | 0 | 0 | 0 | 0 | 0.0 | TUCKER POOLMAN | 1 | 0 | 0 | 0 | 0 | 0 | 0 | 0 | 0 | 0 | 1 | 0.0 | | |
| MATT NISKANEN | 2 | 0 | 0 | 0 | 0 | 0 | 0 | 0 | 0 | 0 | 3 | 0.0 | DMITRY KULIKOV | 1 | 0 | 0 | 0 | -1 | 2 | 0 | 0 | 0 | 0 | 1 | 0.0 | | |
| DMITRY ORLOV | 2 | 0 | 0 | 0 | -1 | 0 | 0 | 0 | 0 | 0 | 3 | 0.0 | BEN CHIAROT | 2 | 0 | 0 | 0 | 0 | 0 | 0 | 0 | 0 | 0 | 1 | 0.0 | | |
| JAKUB VRANA | 1 | 0 | 0 | 0 | 0 | 0 | 0 | 0 | 0 | 0 | 2 | 0.0 | ANDREW COPP | 2 | 0 | 0 | 0 | -2 | 0 | 0 | 0 | 0 | 0 | 2 | 0.0 | | |
| MADISON BOWEY | 1 | 0 | 0 | 0 | 0 | 2 | 0 | 0 | 0 | 0 | 3 | 0.0 | BRANDON TANEV | 1 | 0 | 0 | 0 | 0 | 0 | 0 | 0 | 0 | 0 | 2 | 0.0 | | |
| DEVANTE SMITH-PELLY | 2 | 0 | 0 | 0 | 0 | 0 | 0 | 0 | 0 | 0 | 1 | 0.0 | MATT HENDRICKS | 2 | 0 | 0 | 0 | 0 | 2 | 0 | 0 | 0 | 0 | 0 | 0.0 | | |
| JAKUB JERABEK | 1 | 0 | 0 | 0 | 0 | 0 | 0 | 0 | 0 | 0 | 0 | 0.0 | NIC PETAN | 1 | 0 | 0 | 0 | 0 | 0 | 0 | 0 | 0 | 0 | 1 | 0.0 | | |
| CHRISTIAN DJOOS | 1 | 0 | 0 | 0 | 1 | 0 | 0 | 0 | 0 | 0 | 1 | 0.0 | TOBY ENSTROM | 1 | 0 | 0 | 0 | 2 | 0 | 0 | 0 | 0 | 0 | 1 | 0.0 | | |
| BROOKS ORPIK | 2 | 0 | 0 | 0 | -1 | 0 | 0 | 0 | 0 | 0 | 1 | 0.0 | JOEL ARMIA | 2 | 0 | 0 | 0 | 1 | 0 | 0 | 0 | 0 | 0 | 5 | 0.0 | | |
| T.J. OSHIE | 2 | 0 | 0 | 0 | 1 | 4 | 0 | 0 | 0 | 0 | 7 | 0.0 | JOSH MORRISSEY | 2 | 0 | 0 | 0 | 0 | 0 | 0 | 0 | 0 | 0 | 5 | 0.0 | | |
| JAY BEAGLE | 2 | 0 | 0 | 0 | 0 | 2 | 0 | 0 | 0 | 0 | 1 | 0.0 | JOE MORROW | 1 | 0 | 0 | 0 | 0 | 0 | 0 | 0 | 0 | 0 | 0 | 0.0 | | |
| | | | | | | | | | | | | | KYLE CONNOR | 2 | 0 | 0 | 0 | -1 | 0 | 0 | 0 | 0 | 0 | 8 | 0.0 | | |

| GOALTENDERS | | | | | | | | | | | | GOALTENDERS | | | | | | | | | | | |
|--------------------|-----|----|-----|------|---|---|----|----|-----|------|-------------------|--------------------|-----|----|------|---|----|----|-----|----|------|--|--|
| GP | MIN | GA | GAA | SO | W | L | OT | SA | SV% | GP | MIN | GA | GAA | SO | W | L | OT | SA | SV% | | | | |
| PHILIPP GRUBAUER | 1 | 64 | 2 | 1.87 | 0 | 1 | 0 | 0 | 28 | .929 | CONNOR HELLEBUYCK | 2 | 126 | 6 | 2.86 | 0 | 1 | 0 | 1 | 70 | .914 | | |
| BRADEN HOLTBY | 1 | 63 | 4 | 3.84 | 0 | 0 | 0 | 1 | 44 | .909 | | | | | | | | | | | | | |

POWER PLAY: 1 - 6 (16.7%)

PENALTY KILLING: 6 - 6 (100%)

POWER PLAY: 0 - 6 (0%)

PENALTY KILLING: 5 - 6 (83.3%)



Playoff History

YEAR-BY-YEAR PLAYOFF RECORDS

| Year | Series | W | L | GP | W | L | GF | GA | Result |
|-----------------------|-----------|-----------|-----------|------------|------------|------------|------------|------------|--------------|
| 2016-17 | 2 | 1 | 1 | 13 | 7 | 6 | 36 | 36 | Reached ECSF |
| 2015-16 | 2 | 1 | 1 | 12 | 6 | 6 | 29 | 22 | Reached ECSF |
| 2014-15 | 2 | 1 | 1 | 14 | 7 | 7 | 28 | 28 | Reached ECSF |
| 2012-13 | 1 | 0 | 1 | 7 | 3 | 4 | 12 | 16 | Reached ECQF |
| 2011-12 | 2 | 1 | 1 | 14 | 7 | 7 | 29 | 30 | Reached ECSF |
| 2010-11 | 2 | 1 | 1 | 9 | 4 | 5 | 23 | 24 | Reached ECSF |
| 2009-10 | 1 | 0 | 1 | 7 | 3 | 4 | 22 | 20 | Reached ECQF |
| 2008-09 | 2 | 1 | 1 | 14 | 7 | 7 | 41 | 38 | Reached ECSF |
| 2007-08 | 1 | 0 | 1 | 7 | 3 | 4 | 20 | 23 | Reached ECQF |
| 2002-03 | 1 | 0 | 1 | 6 | 2 | 4 | 15 | 14 | Reached ECQF |
| 2000-01 | 1 | 0 | 1 | 6 | 2 | 4 | 10 | 14 | Reached ECQF |
| 1999-00 | 1 | 0 | 1 | 5 | 1 | 4 | 8 | 17 | Reached ECQF |
| 1997-98 | 4 | 3 | 1 | 21 | 12 | 9 | 53 | 44 | Reached SCF |
| 1995-96 | 1 | 0 | 1 | 6 | 2 | 4 | 17 | 21 | Reached ECQF |
| 1994-95 | 1 | 0 | 1 | 7 | 3 | 4 | 26 | 29 | Reached ECQF |
| 1993-94 | 2 | 1 | 1 | 11 | 5 | 6 | 32 | 32 | Reached ECSF |
| 1992-93 | 1 | 0 | 1 | 6 | 2 | 4 | 22 | 23 | Reached DSF |
| 1991-92 | 1 | 0 | 1 | 7 | 3 | 4 | 27 | 25 | Reached DSF |
| 1990-91 | 2 | 1 | 1 | 11 | 5 | 6 | 29 | 35 | Reached DF |
| 1989-90 | 3 | 2 | 1 | 15 | 8 | 7 | 49 | 48 | Reached CF |
| 1988-89 | 1 | 0 | 1 | 6 | 2 | 4 | 19 | 25 | Reached DSF |
| 1987-88 | 2 | 1 | 1 | 14 | 7 | 7 | 54 | 50 | Reached DF |
| 1986-87 | 1 | 0 | 1 | 7 | 3 | 4 | 19 | 19 | Reached DSF |
| 1985-86 | 2 | 1 | 1 | 9 | 5 | 4 | 36 | 24 | Reached DF |
| 1984-85 | 1 | 0 | 1 | 5 | 2 | 3 | 12 | 14 | Reached DSF |
| 1983-84 | 2 | 1 | 1 | 8 | 4 | 4 | 28 | 25 | Reached DF |
| 1982-83 | 1 | 0 | 1 | 4 | 1 | 3 | 11 | 19 | Reached DSF |
| 26-Year Totals | 41 | 15 | 26 | 238 | 109 | 129 | 671 | 679 | |

ALL-TIME PLAYOFF RECORD VS. OPPONENTS – SERIES

| Opponent | Series | W | L | Last Meeting | Round | Result |
|--------------|--------|---|---|--------------|-------|--------|
| Boston | 3 | 2 | 1 | 2011-12 | ECQF | W 4-3 |
| Buffalo | 1 | 1 | 0 | 1997-98 | ECF | W 4-2 |
| Detroit | 1 | 0 | 1 | 1997-98 | SCF | L 0-4 |
| Montreal | 1 | 0 | 1 | 2009-10 | ECQF | L 3-4 |
| New Jersey | 2 | 1 | 1 | 1989-90 | ECQF | W 4-2 |
| NY Islanders | 7 | 2 | 5 | 2014-15 | ECQF | W 4-3 |
| NY Rangers | 9 | 4 | 5 | 2014-15 | ECSF | L 3-4 |
| Ottawa | 1 | 1 | 0 | 1997-98 | ECSF | W 4-1 |
| Philadelphia | 5 | 3 | 2 | 2015-16 | ECQF | W 4-2 |
| Pittsburgh | 10 | 1 | 9 | 2016-17 | ECSF | L 3-4 |
| Tampa Bay | 2 | 0 | 2 | 2010-11 | ECSF | L 0-4 |
| Toronto | 1 | 4 | 2 | 2016-17 | ECQF | W 4-2 |

ALL-TIME PLAYOFF RECORD VS. OPPONENTS – GAMES

| Opponent | TOTAL | | | | | HOME | | | | | AWAY | | | | |
|---------------|------------|------------|------------|------------|------------|------------|-----------|-----------|------------|------------|------------|-----------|-----------|------------|------------|
| | GP | W | L | GF | GA | GP | W | L | GF | GA | GP | W | L | GF | GA |
| Boston | 17 | 8 | 9 | 37 | 43 | 8 | 2 | 6 | 17 | 25 | 9 | 6 | 3 | 20 | 18 |
| Buffalo | 6 | 4 | 2 | 13 | 11 | 3 | 1 | 2 | 4 | 6 | 3 | 3 | 0 | 9 | 5 |
| Detroit | 4 | 0 | 4 | 7 | 13 | 2 | 0 | 2 | 2 | 6 | 2 | 0 | 2 | 5 | 7 |
| Montreal | 7 | 3 | 4 | 22 | 20 | 4 | 1 | 3 | 10 | 12 | 3 | 2 | 1 | 12 | 8 |
| New Jersey | 13 | 7 | 6 | 44 | 43 | 7 | 3 | 4 | 15 | 17 | 6 | 4 | 2 | 29 | 26 |
| NY Islanders | 37 | 16 | 21 | 104 | 114 | 20 | 10 | 10 | 57 | 61 | 17 | 6 | 11 | 47 | 53 |
| NY Rangers | 55 | 28 | 27 | 144 | 134 | 27 | 18 | 9 | 69 | 53 | 28 | 10 | 18 | 75 | 81 |
| Ottawa | 5 | 4 | 1 | 18 | 7 | 3 | 3 | 0 | 13 | 3 | 2 | 1 | 1 | 5 | 4 |
| Philadelphia | 29 | 16 | 13 | 99 | 84 | 16 | 10 | 6 | 53 | 45 | 13 | 6 | 7 | 46 | 39 |
| Pittsburgh | 62 | 24 | 38 | 176 | 200 | 32 | 14 | 18 | 79 | 91 | 30 | 10 | 20 | 97 | 109 |
| Tampa Bay | 10 | 2 | 8 | 25 | 30 | 5 | 0 | 5 | 9 | 16 | 5 | 2 | 3 | 16 | 14 |
| Toronto | 6 | 4 | 2 | 18 | 16 | 3 | 2 | 1 | 8 | 7 | 3 | 2 | 1 | 10 | 9 |
| Totals | 251 | 116 | 135 | 707 | 715 | 130 | 64 | 66 | 336 | 342 | 121 | 52 | 69 | 371 | 373 |

PLAYOFF RECORDS BY GAME

| | | | |
|----------------|--------------------------|-------------|-------------|
| GAME 1: | 26-17 | Home: 18-9 | Road: 8-8 |
| GAME 2: | 21-22 | Home: 14-12 | Road: 7-10 |
| | When Leading, 1-0: 11-15 | | |
| | When Trailing, 0-1: 10-7 | | |
| GAME 3: | 15-28 | Home: 4-12 | Road: 11-16 |
| | When Leading, 2-0: 4-7 | | |
| | When Tied, 1-1: 9-16 | | |
| | When Trailing, 0-2: 2-5 | | |
| GAME 4: | 21-20 | Home: 10-7 | Road: 11-13 |
| | When Leading, 3-0: 0-1 | | |
| | When Leading, 2-1: 11-7 | | |
| | When Trailing, 1-2: 8-9 | | |
| | When Trailing, 0-3: 2-3 | | |
| GAME 5: | 15-22 | Home: 11-13 | Road: 4-9 |
| | When Leading, 3-1: 3-9 | | |
| | When Tied, 2-2: 6-9 | | |
| | When Trailing, 1-3: 6-4 | | |
| GAME 6: | 14-15 | Home: 4-5 | Road: 10-10 |
| | When Leading, 3-2: 7-8 | | |
| | When Trailing 2-3: 7-7 | | |
| GAME 7: | 4-11 | Home: 3-8 | Road: 1-3 |

All-Time Playoff Scoring

| | Player | GP | G | A | PTS | PIM | PP | SH | GW |
|-----|--------------------------|-----|----|----|-----|-----|----|----|----|
| 1. | Alex Ovechkin | 97 | 46 | 44 | 90 | 46 | 15 | 0 | 6 |
| 2. | Nicklas Backstrom | 96 | 26 | 49 | 75 | 48 | 7 | 0 | 5 |
| 3. | Dale Hunter | 100 | 25 | 47 | 72 | 372 | 11 | 0 | 2 |
| 4. | Mike Ridley | 76 | 19 | 41 | 60 | 40 | 3 | 1 | 2 |
| 5. | Peter Bondra | 73 | 30 | 26 | 56 | 54 | 13 | 0 | 6 |
| 6. | Michal Pivonka | 95 | 19 | 36 | 55 | 86 | 5 | 1 | 1 |
| 7. | Calle Johansson | 95 | 12 | 42 | 54 | 42 | 4 | 0 | 1 |
| 8. | Scott Stevens | 67 | 9 | 44 | 53 | 180 | 4 | 0 | 2 |
| 9. | Kevin Hatcher | 83 | 16 | 32 | 48 | 224 | 4 | 2 | 1 |
| 10. | Kelly Miller | 100 | 17 | 30 | 47 | 59 | 1 | 4 | 2 |
| 11. | Mike Gartner | 47 | 16 | 27 | 43 | 61 | 4 | 0 | 1 |
| 12. | Joseph Juneau | 44 | 13 | 28 | 41 | 22 | 3 | 1 | 5 |
| 13. | Dave Christian | 49 | 17 | 19 | 36 | 17 | 4 | 0 | 1 |
| 14. | John Carlson | 76 | 13 | 22 | 35 | 28 | 8 | 0 | 1 |
| | Mike Green | 71 | 9 | 26 | 35 | 75 | 6 | 0 | 2 |
| | Dino Ciccarelli | 32 | 21 | 14 | 35 | 54 | 8 | 0 | 3 |
| 17. | Alexander Semin | 51 | 15 | 19 | 34 | 46 | 5 | 0 | 4 |
| 18. | Brooks Laich | 65 | 10 | 22 | 32 | 26 | 2 | 0 | 1 |
| 19. | Sergei Gonchar | 51 | 13 | 18 | 31 | 48 | 5 | 1 | 3 |
| 20. | Marcus Johansson | 69 | 9 | 21 | 30 | 6 | 2 | 0 | 2 |
| 21. | Bengt-Ake Gustafsson | 32 | 9 | 19 | 28 | 16 | 6 | 0 | 1 |
| 22. | Dmitri Khristich | 45 | 9 | 17 | 26 | 33 | 4 | 0 | 1 |
| | Larry Murphy | 42 | 9 | 17 | 26 | 51 | 5 | 0 | 2 |
| | Jason Chimera | 63 | 12 | 14 | 26 | 30 | 0 | 0 | 6 |
| 25. | Robert Gould | 50 | 12 | 12 | 24 | 50 | 1 | 2 | 1 |
| 26. | Bobby Carpenter | 32 | 10 | 13 | 23 | 53 | 3 | 0 | 1 |
| 27. | T.J. Oshie | 25 | 10 | 12 | 22 | 15 | 4 | 0 | 3 |
| 28. | John Druce | 34 | 16 | 4 | 20 | 32 | 9 | 1 | 5 |
| | Sylvain Cote | 40 | 6 | 14 | 20 | 30 | 1 | 0 | 0 |
| | Adam Oates | 32 | 6 | 14 | 20 | 12 | 1 | 1 | 1 |
| | Geoff Courttnall | 21 | 6 | 14 | 20 | 44 | 2 | 0 | 2 |
| 32. | Evgeny Kuznetsov | 39 | 11 | 8 | 19 | 24 | 1 | 0 | 2 |
| | Alan Haworth | 32 | 8 | 11 | 19 | 24 | 2 | 0 | 1 |
| 34. | Joel Ward | 35 | 5 | 13 | 18 | 14 | 1 | 0 | 2 |
| | Rod Langway | 78 | 2 | 16 | 18 | 55 | 1 | 0 | 1 |
| 36. | Steve Konowalchuk | 39 | 5 | 12 | 17 | 44 | 2 | 2 | 0 |
| 37. | Justin Williams | 25 | 6 | 10 | 16 | 20 | 1 | 0 | 1 |
| | Al Iafrate | 23 | 11 | 5 | 16 | 40 | 4 | 0 | 2 |
| | Gaetan Duchesne | 33 | 10 | 6 | 16 | 39 | 0 | 1 | 1 |
| | Andrei Nikolishin | 32 | 1 | 15 | 16 | 18 | 1 | 0 | 0 |
| 41. | Brian Bellows | 21 | 6 | 7 | 13 | 6 | 2 | 0 | 1 |
| | Gregory Adams | 36 | 2 | 11 | 13 | 132 | 1 | 0 | 0 |
| | Sergei Fedorov | 21 | 2 | 11 | 13 | 20 | 0 | 0 | 1 |
| 44. | Tom Poti | 27 | 2 | 10 | 12 | 17 | 1 | 0 | 0 |
| | Todd Krygier | 35 | 8 | 4 | 12 | 36 | 0 | 1 | 2 |
| | Stephen Leach | 44 | 6 | 6 | 12 | 28 | 1 | 0 | 1 |
| 47. | Jay Beagle | 62 | 6 | 5 | 11 | 18 | 1 | 0 | 1 |
| | Matt Niskanen | 39 | 1 | 10 | 11 | 25 | 1 | 0 | 0 |
| | Karl Alzner | 64 | 3 | 8 | 11 | 16 | 0 | 0 | 1 |
| | Matt Bradley | 37 | 3 | 8 | 11 | 8 | 0 | 1 | 1 |
| | Mike Knuble | 24 | 6 | 5 | 11 | 20 | 1 | 1 | 0 |
| 52. | Andre Burakovsky | 36 | 6 | 4 | 10 | 8 | 0 | 0 | 1 |
| | Richard Zednik | 22 | 7 | 3 | 10 | 21 | 2 | 0 | 0 |
| | Craig Laughlin | 27 | 6 | 4 | 10 | 18 | 1 | 0 | 4 |
| 55. | Troy Brouwer | 35 | 3 | 6 | 9 | 28 | 1 | 0 | 1 |
| | Keith Jones | 26 | 4 | 5 | 9 | 75 | 1 | 0 | 0 |
| | Viktor Kozlov | 21 | 4 | 5 | 9 | 8 | 0 | 0 | 1 |
| | Jeff Halpern | 19 | 4 | 5 | 9 | 23 | 2 | 0 | 2 |
| 59. | John Tucker | 12 | 1 | 7 | 8 | 0 | 0 | 0 | 0 |
| 60. | John Erskine | 39 | 1 | 6 | 7 | 32 | 0 | 0 | 0 |
| | David Steckel | 24 | 4 | 3 | 7 | 8 | 0 | 0 | 1 |
| | Robert Rouse | 21 | 4 | 3 | 7 | 51 | 1 | 0 | 0 |

| | Player | GP | G | A | PTS | PIM | PP | SH | GW |
|------|----------------------|----|---|---|-----|-----|----|----|----|
| | Joseph Reekie | 48 | 3 | 4 | 7 | 57 | 0 | 1 | 1 |
| | Doug Jarvis | 17 | 3 | 4 | 7 | 8 | 0 | 0 | 0 |
| | Jaromir Jagr | 6 | 2 | 5 | 7 | 2 | 1 | 0 | 0 |
| 66. | Kevin Shattenkirk | 13 | 1 | 5 | 6 | 6 | 1 | 0 | 1 |
| | Eric Fehr | 33 | 5 | 1 | 6 | 10 | 0 | 0 | 0 |
| | Esa Tikkanen | 21 | 3 | 3 | 6 | 20 | 1 | 0 | 0 |
| | Dave Tippett | 17 | 2 | 4 | 6 | 8 | 0 | 0 | 0 |
| | Garry Galley | 15 | 2 | 4 | 6 | 13 | 0 | 0 | 0 |
| | Michael Eagles | 25 | 1 | 5 | 6 | 8 | 0 | 0 | 0 |
| | Yvon Corriveau | 18 | 1 | 5 | 6 | 32 | 0 | 0 | 0 |
| | Tom Arnott | 9 | 1 | 5 | 6 | 2 | 1 | 0 | 0 |
| 74. | Jason Wilson | 41 | 3 | 2 | 5 | 72 | 0 | 0 | 1 |
| | Lars Eller | 13 | 0 | 5 | 5 | 19 | 0 | 0 | 0 |
| | Nate Schmidt | 21 | 1 | 4 | 5 | 6 | 0 | 0 | 0 |
| | Tomas Fleischmann | 22 | 3 | 2 | 5 | 10 | 1 | 0 | 1 |
| | Michael Nylander | 9 | 3 | 2 | 5 | 10 | 1 | 0 | 1 |
| | Bryan Erickson | 8 | 2 | 3 | 5 | 7 | 1 | 0 | 0 |
| | Pat Elynuik | 6 | 2 | 3 | 5 | 19 | 0 | 0 | 0 |
| | Boyd Gordon | 36 | 1 | 4 | 5 | 10 | 0 | 1 | 0 |
| 82. | Brooks Orpik | 33 | 0 | 4 | 4 | 29 | 0 | 0 | 0 |
| | Dmitry Orlov | 24 | 0 | 4 | 4 | 4 | 0 | 0 | 0 |
| | Mathieu Perreault | 11 | 1 | 3 | 4 | 0 | 0 | 0 | 0 |
| | Brendan Witt | 31 | 4 | 0 | 4 | 26 | 1 | 0 | 0 |
| | Chris Simon | 28 | 3 | 1 | 4 | 54 | 0 | 0 | 0 |
| | Timothy Bergland | 26 | 2 | 2 | 4 | 22 | 0 | 0 | 0 |
| | Pat Peake | 13 | 2 | 2 | 4 | 20 | 2 | 0 | 0 |
| | David Poulin | 13 | 2 | 2 | 4 | 19 | 0 | 0 | 0 |
| | Dainius Zubrus | 12 | 2 | 2 | 4 | 6 | 1 | 0 | 0 |
| | Randy Burridge | 17 | 1 | 3 | 4 | 12 | 0 | 0 | 0 |
| | Roman Hamrlik | 14 | 1 | 3 | 4 | 12 | 0 | 0 | 0 |
| | Glen Currie | 12 | 1 | 3 | 4 | 4 | 0 | 0 | 0 |
| | Andrew Brunette | 6 | 1 | 3 | 4 | 0 | 0 | 0 | 0 |
| | Philip Housley | 18 | 0 | 4 | 4 | 4 | 0 | 0 | 0 |
| | Trevor Linden | 6 | 0 | 4 | 4 | 14 | 0 | 0 | 0 |
| 97. | Lou Franceschetti | 33 | 2 | 1 | 3 | 83 | 0 | 0 | 1 |
| | Gregory Smith | 25 | 2 | 1 | 3 | 43 | 0 | 1 | 0 |
| | Robert Joyce | 14 | 2 | 1 | 3 | 9 | 0 | 0 | 0 |
| | John Barrett | 9 | 2 | 1 | 3 | 35 | 0 | 0 | 1 |
| | Robert Lang | 6 | 2 | 1 | 3 | 2 | 0 | 0 | 1 |
| | Alan May | 39 | 1 | 2 | 3 | 80 | 0 | 0 | 1 |
| | Ken Klee | 34 | 1 | 2 | 3 | 38 | 0 | 0 | 0 |
| | Mark Tinordi | 28 | 1 | 2 | 3 | 60 | 0 | 0 | 0 |
| | Michael Lalor | 10 | 1 | 2 | 3 | 22 | 0 | 0 | 0 |
| | Marco Sturm | 9 | 1 | 2 | 3 | 4 | 1 | 0 | 0 |
| | Jorgen Pettersson | 8 | 1 | 2 | 3 | 2 | 1 | 0 | 0 |
| | Dennis Wideman | 14 | 0 | 3 | 3 | 2 | 0 | 0 | 0 |
| 109. | Braden Holtby | 46 | 0 | 2 | 2 | 4 | 0 | 0 | 0 |
| | Milan Jurcina | 21 | 2 | 0 | 2 | 18 | 0 | 1 | 0 |
| | Peter Sundstrom | 14 | 2 | 0 | 2 | 6 | 0 | 1 | 1 |
| | Matt Hendricks | 21 | 1 | 1 | 2 | 10 | 0 | 0 | 0 |
| | Nick Kypreos | 16 | 1 | 1 | 2 | 53 | 0 | 0 | 0 |
| | Donald Brashear | 11 | 1 | 1 | 2 | 18 | 0 | 0 | 0 |
| | John Slaney | 11 | 1 | 1 | 2 | 2 | 1 | 0 | 0 |
| | Mike Ribeiro | 7 | 1 | 1 | 2 | 10 | 0 | 0 | 1 |
| | Joe Corvo | 7 | 1 | 1 | 2 | 4 | 0 | 0 | 0 |
| | Mike Grier | 6 | 1 | 1 | 2 | 2 | 0 | 0 | 0 |
| | Dennis Maruk | 4 | 1 | 1 | 2 | 2 | 0 | 0 | 0 |
| | Shaone Morrisonn | 26 | 0 | 2 | 2 | 16 | 0 | 0 | 0 |
| | Brian Pothier | 13 | 0 | 2 | 2 | 8 | 0 | 0 | 0 |
| | James Johnson | 13 | 0 | 2 | 2 | 14 | 0 | 0 | 0 |
| | Ulf Dahlen | 11 | 0 | 2 | 2 | 4 | 0 | 0 | 0 |
| | Darren Veitch | 10 | 0 | 2 | 2 | 19 | 0 | 0 | 0 |



All-Time Playoff Scoring

| | Player | GP | G | A | PTS | PIM | PP | SH | GW | Player | GP | G | A | PTS | PIM | PP | SH | GW |
|------|-----------------------|----------|----------|----------|----------|----------|----------|----------|----------|-----------------------|----|---|---|-----|-----|----|----|----|
| | Paul Cavallini | 6 | 0 | 2 | 2 | 18 | 0 | 0 | 0 | David Jensen | 11 | 0 | 0 | 0 | 2 | 0 | 0 | 0 |
| | Kip Miller | 5 | 0 | 2 | 2 | 2 | 0 | 0 | 0 | Ken Sabourin | 11 | 0 | 0 | 0 | 34 | 0 | 0 | 0 |
| | Brian Engblom | 4 | 0 | 2 | 2 | 2 | 0 | 0 | 0 | Joseph Sacco | 11 | 0 | 0 | 0 | 6 | 0 | 0 | 0 |
| | Jeff Brown | 2 | 0 | 2 | 2 | 0 | 0 | 0 | 0 | Rob Zettler | 11 | 0 | 0 | 0 | 2 | 0 | 0 | 0 |
| | Keith Aucoin | 14 | 0 | 2 | 2 | 2 | 0 | 0 | 0 | Rob Murray | 9 | 0 | 0 | 0 | 18 | 0 | 0 | 0 |
| 129. | Taylor Chorney | 7 | 0 | 1 | 1 | 4 | 0 | 0 | 0 | Kevin Kaminski | 8 | 0 | 0 | 0 | 52 | 0 | 0 | 0 |
| | Tim Gleason | 14 | 0 | 1 | 1 | 5 | 0 | 0 | 0 | Matt Cooke | 7 | 0 | 0 | 0 | 4 | 0 | 0 | 0 |
| | Curtis Glencross | 10 | 1 | 0 | 1 | 2 | 0 | 0 | 0 | Joel Kwiatkowski | 6 | 0 | 0 | 0 | 2 | 0 | 0 | 0 |
| | Jack Hillen | 7 | 0 | 1 | 1 | 6 | 0 | 0 | 0 | Eric Charron | 6 | 0 | 0 | 0 | 8 | 0 | 0 | 0 |
| | Steve Oleksy | 7 | 0 | 1 | 1 | 4 | 0 | 0 | 0 | Steve Poapst | 6 | 0 | 0 | 0 | 0 | 0 | 0 | 0 |
| | Craig Berube | 38 | 1 | 0 | 1 | 90 | 0 | 0 | 1 | Rick Tabaracci | 6 | 0 | 0 | 0 | 4 | 0 | 0 | 0 |
| | Grant Ledyard | 14 | 1 | 0 | 1 | 30 | 0 | 0 | 0 | Stefan Ustorf | 5 | 0 | 0 | 0 | 0 | 0 | 0 | 0 |
| | Shawn Anderson | 14 | 1 | 0 | 1 | 12 | 0 | 0 | 0 | Joe Murphy | 5 | 0 | 0 | 0 | 8 | 0 | 0 | 0 |
| | Gary Sampson | 12 | 1 | 0 | 1 | 0 | 0 | 0 | 0 | Doug Wickenheiser | 5 | 0 | 0 | 0 | 2 | 0 | 0 | 0 |
| | Chris Clark | 8 | 1 | 0 | 1 | 8 | 0 | 0 | 0 | Brian Sutherby | 5 | 0 | 0 | 0 | 10 | 0 | 0 | 0 |
| | Edward Kastelic | 6 | 1 | 0 | 1 | 32 | 1 | 0 | 0 | Michael Latta | 4 | 0 | 0 | 0 | 2 | 0 | 0 | 0 |
| | Steve Eminger | 5 | 1 | 0 | 1 | 2 | 0 | 0 | 0 | Martin Erat | 4 | 0 | 0 | 0 | 4 | 0 | 0 | 0 |
| | Jason Woolley | 4 | 1 | 0 | 1 | 4 | 0 | 0 | 1 | Dmitri Mironov | 4 | 0 | 0 | 0 | 4 | 0 | 0 | 0 |
| | Kenneth Houston | 4 | 1 | 0 | 1 | 4 | 0 | 0 | 0 | Todd Nelson | 4 | 0 | 0 | 0 | 0 | 0 | 0 | 0 |
| | Robert Pearson | 3 | 1 | 0 | 1 | 17 | 0 | 0 | 1 | Kent Paynter | 4 | 0 | 0 | 0 | 10 | 0 | 0 | 0 |
| | Grant Martin | 1 | 1 | 0 | 1 | 2 | 0 | 0 | 0 | Bob Mason | 4 | 0 | 0 | 0 | 0 | 0 | 0 | 0 |
| | Neil Sheehy | 21 | 0 | 1 | 1 | 130 | 0 | 0 | 0 | Terry Yake | 3 | 0 | 0 | 0 | 0 | 0 | 0 | 0 |
| | Al Jensen | 12 | 0 | 1 | 1 | 4 | 0 | 0 | 0 | Glen Metropolit | 3 | 0 | 0 | 0 | 2 | 0 | 0 | 0 |
| | Scott Hannan | 9 | 0 | 1 | 1 | 2 | 0 | 0 | 0 | Dwight Schofield | 3 | 0 | 0 | 0 | 14 | 0 | 0 | 0 |
| | David Shand | 8 | 0 | 1 | 1 | 13 | 0 | 0 | 0 | Scot Kleinendorst | 3 | 0 | 0 | 0 | 0 | 0 | 0 | 0 |
| | Paul MacDermid | 7 | 0 | 1 | 1 | 22 | 0 | 0 | 0 | Jeff Nelson | 3 | 0 | 0 | 0 | 4 | 0 | 0 | 0 |
| | Eric Belanger | 7 | 0 | 1 | 1 | 4 | 0 | 0 | 0 | Mark Taylor | 3 | 0 | 0 | 0 | 0 | 0 | 0 | 0 |
| | Brad Schlegel | 7 | 0 | 1 | 1 | 2 | 0 | 0 | 0 | Mike Weber | 2 | 0 | 0 | 0 | 0 | 0 | 0 | 0 |
| | John Blum | 6 | 0 | 1 | 1 | 4 | 0 | 0 | 0 | Andre Hidi | 2 | 0 | 0 | 0 | 0 | 0 | 0 | 0 |
| | Sergei Berezin | 6 | 0 | 1 | 1 | 0 | 0 | 0 | 0 | Milan Novy | 2 | 0 | 0 | 0 | 0 | 0 | 0 | 0 |
| | Jason Doig | 6 | 0 | 1 | 1 | 6 | 0 | 0 | 0 | Igor Ulanov | 2 | 0 | 0 | 0 | 4 | 0 | 0 | 0 |
| | Brendan Morrison | 5 | 0 | 1 | 1 | 2 | 0 | 0 | 0 | Jeff Greenlaw | 2 | 0 | 0 | 0 | 21 | 0 | 0 | 0 |
| | Mike McEwen | 5 | 0 | 1 | 1 | 4 | 0 | 0 | 0 | Christopher Valentine | 2 | 0 | 0 | 0 | 4 | 0 | 0 | 0 |
| | Peter Andersson | 5 | 0 | 1 | 1 | 2 | 0 | 0 | 0 | Jeff Toms | 1 | 0 | 0 | 0 | 0 | 0 | 0 | 0 |
| | Greg Theberge | 4 | 0 | 1 | 1 | 0 | 0 | 0 | 0 | Scott Walker | 1 | 0 | 0 | 0 | 0 | 0 | 0 | 0 |
| | Stewart Holt | 4 | 0 | 1 | 1 | 20 | 0 | 0 | 0 | Mikko Leinonen | 1 | 0 | 0 | 0 | 0 | 0 | 0 | 0 |
| | Tyler Sloan | 4 | 0 | 1 | 1 | 0 | 0 | 0 | 0 | Sean Collins | 1 | 0 | 0 | 0 | 0 | 0 | 0 | 0 |
| | Ivan Ciernik | 2 | 0 | 1 | 1 | 6 | 0 | 0 | 0 | Steve Maltais | 1 | 0 | 0 | 0 | 0 | 0 | 0 | 0 |
| | Christopher Felix | 2 | 0 | 1 | 1 | 0 | 0 | 0 | 0 | Grant Jennings | 1 | 0 | 0 | 0 | 0 | 0 | 0 | 0 |
| | Don Beaupre | 36 | 0 | 1 | 1 | 4 | 0 | 0 | 0 | Jaroslav Svejkskovy | 1 | 0 | 0 | 0 | 2 | 0 | 0 | 0 |
| 163. | Brett Connolly | 7 | 0 | 0 | 0 | 0 | 0 | 0 | 0 | Nolan Baumgartner | 1 | 0 | 0 | 0 | 10 | 0 | 0 | 0 |
| | Daniel Winnik | 25 | 0 | 0 | 0 | 4 | 0 | 0 | 0 | Edward Bulley | 1 | 0 | 0 | 0 | 0 | 0 | 0 | 0 |
| | Trent Whitfield | 14 | 0 | 0 | 0 | 12 | 0 | 0 | 0 | Jim McKenzie | 1 | 0 | 0 | 0 | 0 | 0 | 0 | 0 |
| | Timo Blomqvist | 13 | 0 | 0 | 0 | 24 | 0 | 0 | 0 | Craig Billington | 1 | 0 | 0 | 0 | 0 | 0 | 0 | 0 |
| | Mike Richards | 12 | 0 | 0 | 0 | 4 | 0 | 0 | 0 | Paul Carey | 1 | 0 | 0 | 0 | 0 | 0 | 0 | 0 |

CAREER LEADERS

GAMES PLAYED

- Dale Hunter.....100
- Kelly Miller.....100
- Alex Ovechkin**.....**97**
- Nicklas Backstrom**.....**96**
- Michal Pivonka.....95
- Calle Johansson.....95
- Kevin Hatcher.....83
- Rod Langway.....78
- John Carlson**.....**76**
- Mike Ridley.....76

GOALS

- Alex Ovechkin**.....**46**
- Peter Bondra.....30
- Nicklas Backstrom**.....**26**
- Dale Hunter.....25
- Dino Ciccarelli.....21
- Mike Ridley.....19
- Michal Pivonka.....19
- Kelly Miller.....17
- Dave Christian.....17
- Kevin Hatcher.....16
- Mike Gartner.....16
- John Druce.....16

ASSISTS

- Nicklas Backstrom**.....**49**
- Dale Hunter.....47
- Alex Ovechkin**.....**44**
- Scott Stevens.....44
- Calle Johansson.....42
- Mike Ridley.....41
- Michal Pivonka.....36
- Kevin Hatcher.....32
- Kelly Miller.....30
- Joseph Juneau.....28

PENALTY MINUTES

- Dale Hunter.....372
- Kevin Hatcher.....224
- Scott Stevens.....180
- Gregory Adams.....132
- Neil Sheehy.....130
- Craig Berube.....90
- Michal Pivonka.....86
- Lou Franceschetti.....83
- Alan May.....80
- Mike Green.....75
- Keith Jones.....75

POWER-PLAY GOALS

- Alex Ovechkin**.....**15**
- Peter Bondra.....13
- Dale Hunter.....11
- John Druce.....9
- John Carlson**.....**8**
- Dino Ciccarelli.....8

SHORTHANDED GOALS

- Kelly Miller.....4
- Kevin Hatcher.....2
- Robert Gould.....2
- Steve Konowalchuk.....2
- 15 tied with.....1

GAME-WINNING GOALS

- Alex Ovechkin**.....**6**
- Peter Bondra.....6
- Jason Chimera.....6
- Nicklas Backstrom**.....**5**
- Joseph Juneau.....5
- John Druce.....5

All-Time Playoff Goaltending

PLAYOFF GOALTENDING BY GOALS-AGAINST AVERAGE

| Player | GP | MIN | W | L | GA | AVG | SO | SA | PCT |
|-------------------------|-----------|--------------|-----------|-----------|------------|-------------|----------|--------------|-------------|
| Robert Mason | 4 | 309 | 2 | 2 | 9 | 1.75 | 1 | 143 | .937 |
| Braden Holtby | 59 | 3,696 | 29 | 30 | 123 | 2.00 | 4 | 1,803 | .932 |
| Olie Kolzig | 45 | 2,797 | 20 | 24 | 100 | 2.14 | 6 | 1,376 | .927 |
| Michal Neuvirth | 9 | 590 | 4 | 5 | 23 | 2.34 | 1 | 261 | .912 |
| Semyon Varlamov | 19 | 1,107 | 10 | 9 | 46 | 2.49 | 2 | 542 | .915 |
| Byron Dafoe | 3 | 138 | 0 | 2 | 6 | 2.61 | 0 | 42 | .857 |
| Rick Tabaracci | 6 | 415 | 1 | 5 | 20 | 2.89 | 0 | 210 | .905 |
| Pat Riggan | 10 | 453 | 2 | 5 | 22 | 2.91 | 0 | 120 | .876 |
| Cristobal Huet | 7 | 451 | 3 | 4 | 22 | 2.93 | 0 | 242 | .909 |
| Don Beaupre | 36 | 1,992 | 18 | 15 | 99 | 2.98 | 2 | 948 | .896 |
| Craig Billington | 1 | 20 | 0 | 0 | 1 | 3.00 | 0 | 6 | .833 |
| Pete Peeters | 30 | 1,736 | 15 | 15 | 91 | 3.15 | 0 | 817 | .888 |
| Al Jensen | 12 | 598 | 5 | 5 | 32 | 3.21 | 0 | 206 | .886 |
| Mike Liut | 11 | 555 | 4 | 5 | 32 | 3.46 | 0 | 252 | .873 |
| Jose Theodore | 4 | 178 | 0 | 2 | 11 | 3.71 | 0 | 73 | .849 |
| Philipp Grubauer | 2 | 79 | 1 | 0 | 5 | 3.82 | 0 | 30 | .833 |
| Jim Carey | 10 | 455 | 2 | 5 | 35 | 4.61 | 0 | 190 | .816 |
| Clint Malarchuk | 4 | 193 | 0 | 2 | 15 | 4.65 | 0 | 95 | .842 |

GAMES PLAYED

- Braden Holtby** 59
- Olie Kolzig 45
- Don Beaupre 36
- Pete Peeters 30
- Semyon Varlamov 19

MINUTES

- Braden Holtby** **3,696**
- Olie Kolzig 2,799
- Don Beaupre 1,992
- Pete Peeters 1,736
- Semyon Varlamov 1,107

WINS

- Braden Holtby** **29**
- Olie Kolzig 20
- Don Beaupre 18
- Pete Peeters 15
- Semyon Varlamov 10

SHUTOUTS

- Olie Kolzig 6
- Braden Holtby** **4**
- Don Beaupre 2
- Semyon Varlamov 2
- Michal Neuvirth 1
- Robert Mason 1

ALL-TIME SHUTOUTS

Shutouts For (16)

| Date | Opponent | Score | Goaltender |
|---------|----------------|----------|-----------------|
| 4/24/16 | @ Philadelphia | 1-0 | Braden Holtby |
| 4/14/16 | Philadelphia | 2-0 | Braden Holtby |
| 5/4/15 | NY Rangers | 1-0 | Braden Holtby |
| 5/4/13 | NY Rangers | 1-0 (OT) | Braden Holtby |
| 4/15/11 | NY Rangers | 2-0 | Michal Neuvirth |
| 4/24/09 | NY Rangers | 4-0 | Semyon Varlamov |
| 4/20/09 | @ NY Rangers | 4-0 | Semyon Varlamov |
| 4/10/03 | @ Tampa Bay | 3-0 | Olie Kolzig |
| 4/12/01 | Pittsburgh | 1-0 | Olie Kolzig |
| 5/30/98 | @ Buffalo | 2-0 | Olie Kolzig |
| 5/15/98 | Ottawa | 3-0 | Olie Kolzig |
| 5/13/98 | @ Ottawa | 2-0 | Olie Kolzig |
| 4/28/98 | @ Boston | 3-0 | Olie Kolzig |
| 4/21/94 | Pittsburgh | 2-0 | Don Beaupre |
| 4/5/91 | @ NY Rangers | 3-0 | Don Beaupre |
| 4/11/87 | @ NY Islanders | 2-0 | Bob Mason |

Shutouts Against (15)

| Date | Opponent | Score | Goaltender |
|---------|--------------|-------|-------------------|
| 5/10/17 | Pittsburgh | 0-2 | Marc-Andre Fleury |
| 4/22/16 | Philadelphia | 0-2 | Michal Neuvirth |
| 5/13/13 | NY Rangers | 0-5 | Henrik Lundqvist |
| 5/12/13 | @ NY Rangers | 0-1 | Henrik Lundqvist |
| 4/12/12 | @ Boston | 0-1 | Tim Thomas |
| 4/18/09 | NY Rangers | 0-1 | Henrik Lundqvist |
| 4/13/08 | Philadelphia | 0-2 | Martin Biron |
| 4/16/01 | @ Pittsburgh | 0-3 | Johan Hedberg |
| 4/13/00 | Pittsburgh | 0-7 | Ron Tugnutt |
| 5/23/98 | Buffalo | 0-2 | Dominik Hasek |
| 5/1/98 | Boston | 0-4 | Byron Dafoe |
| 5/18/95 | @ Pittsburgh | 0-3 | Ken Wregget |
| 5/5/94 | NY Rangers | 0-3 | Mike Richter |
| 4/7/91 | NY Rangers | 0-6 | Mike Richter |
| 5/5/90 | @ Boston | 0-3 | Andy Moog |



Playoff Overtimes

CAPITALS OVERTIME WINS

| | Date | Opponent | Goal Scorer | Time | Game | Score |
|-----|-----------|---------------------|-------------------|-------|------|-------|
| 1. | 4/10/85 | NY Islanders | Alan Haworth | 2:28 | 1 | 4-3 |
| 2. | 4/11/85 | NY Islanders (2 OT) | Mike Gartner | 21:23 | 2 | 2-1 |
| 3. | 4/16/88 | Philadelphia | Dale Hunter | 5:57 | 7 | 5-4 |
| 4. | 4/8/89 | Philadelphia | Kelly Miller | :51 | 3 | 4-3 |
| 5. | 4/5/90 | @ New Jersey | Dino Ciccarelli | 5:34 | 1 | 5-4 |
| 6. | 4/25/90 | NY Rangers | Rod Langway | :34 | 4 | 4-3 |
| 7. | 4/27/90 | @ NY Rangers | John Druce | 6:48 | 5 | 2-1 |
| 8. | 4/11/91 | @ NY Rangers | Dino Ciccarelli | 6:44 | 5 | 5-4 |
| 9. | 4/26/98 | @ Boston (2 OT) | Joe Juneau | 26:31 | 3 | 3-2 |
| 10. | 5/3/98 | @ Boston | Brian Bellows | 15:24 | 6 | 3-2 |
| 11. | 5/25/98 | Buffalo | Todd Krygier | 3:01 | 2 | 3-2 |
| 12. | 5/28/98 | @ Buffalo | Peter Bondra | 9:37 | 3 | 4-3 |
| 13. | 6/4/98 | @ Buffalo | Joe Juneau | 6:24 | 6 | 3-2 |
| 14. | 4/18/01 | @ Pittsburgh | Jeff Halpern | 4:01 | 4 | 4-3 |
| 15. | 5/11/09 | @ Pittsburgh | David Steckel | 6:22 | 6 | 5-4 |
| 16. | 4/17/10 | Montreal | Nicklas Backstrom | :31 | 2 | 6-5 |
| 17. | 4/13/11 | NY Rangers | Alexander Semin | 18:24 | 1 | 2-1 |
| 18. | 4/20/11 | @ NY Rangers | Jason Chimera | 32:36 | 4 | 4-3 |
| 19. | 4/14/2012 | @ Boston (2 OT) | Nicklas Backstrom | 22:56 | 2 | 2-1 |
| 20. | 4/25/2012 | @ Boston | Joel Ward | 2:57 | 7 | 2-1 |
| 21. | 5/4/13 | NY Rangers | Mike Green | 8:00 | 2 | 1-0 |
| 22. | 5/10/13 | NY Rangers | Mike Ribeiro | 9:24 | 5 | 2-1 |
| 23. | 4/21/15 | @ NY Islanders | Nicklas Backstrom | 11:09 | 4 | 2-1 |
| 24. | 4/28/16 | Pittsburgh | T.J. Oshie | 9:33 | 1 | 4-3 |
| 25. | 4/13/17 | Toronto | Tom Wilson | 5:15 | 1 | 3-2 |
| 26. | 4/21/17 | Toronto | Justin Williams | 1:04 | 5 | 2-1 |
| 27. | 4/23/17 | @ Toronto | Marcus Johansson | 6:31 | 6 | 2-1 |
| 28. | 5/1/17 | @ Pittsburgh | Kevin Shattenkirk | 3:13 | 3 | 3-2 |

OVERTIME RECORD BY YEAR

| Year | Total | | | Home | | | Away | | |
|---------------|-----------|-----------|-----------|-----------|-----------|-----------|-----------|-----------|-----------|
| | GP | W | L | GP | W | L | GP | W | L |
| 2016-17 | 6 | 4 | 2 | 3 | 2 | 1 | 3 | 2 | 1 |
| 2015-16 | 3 | 1 | 2 | 1 | 1 | 0 | 2 | 0 | 2 |
| 2014-15 | 4 | 1 | 3 | 0 | 0 | 0 | 4 | 1 | 3 |
| 2012-13 | 2 | 2 | 0 | 2 | 2 | 0 | 0 | 0 | 0 |
| 2011-12 | 6 | 2 | 4 | 2 | 0 | 2 | 4 | 2 | 2 |
| 2010-11 | 3 | 2 | 1 | 2 | 1 | 1 | 1 | 1 | 0 |
| 2009-10 | 2 | 1 | 1 | 2 | 1 | 1 | 0 | 0 | 0 |
| 2008-09 | 3 | 1 | 2 | 1 | 0 | 1 | 2 | 1 | 1 |
| 2007-08 | 2 | 0 | 2 | 1 | 0 | 1 | 1 | 0 | 1 |
| 2002-03 | 2 | 0 | 2 | 2 | 0 | 2 | 0 | 0 | 0 |
| 2000-01 | 2 | 1 | 1 | 0 | 0 | 0 | 2 | 1 | 1 |
| 1999-00 | 1 | 0 | 1 | 0 | 0 | 0 | 1 | 0 | 1 |
| 1997-98 | 7 | 5 | 2 | 2 | 1 | 1 | 5 | 4 | 1 |
| 1995-96 | 1 | 0 | 1 | 1 | 0 | 1 | 0 | 0 | 0 |
| 1994-95 | 1 | 0 | 1 | 0 | 0 | 0 | 1 | 0 | 1 |
| 1993-94 | 0 | 0 | 0 | 0 | 0 | 0 | 0 | 0 | 0 |
| 1992-93 | 3 | 0 | 3 | 1 | 0 | 1 | 2 | 0 | 2 |
| 1991-92 | 0 | 0 | 0 | 0 | 0 | 0 | 0 | 0 | 0 |
| 1990-91 | 2 | 1 | 1 | 0 | 0 | 0 | 2 | 1 | 1 |
| 1989-90 | 3 | 3 | 0 | 1 | 1 | 0 | 2 | 2 | 0 |
| 1988-89 | 1 | 1 | 0 | 1 | 1 | 0 | 0 | 0 | 0 |
| 1987-88 | 2 | 1 | 1 | 1 | 1 | 0 | 1 | 0 | 1 |
| 1986-87 | 1 | 0 | 1 | 1 | 0 | 1 | 0 | 0 | 0 |
| 1985-86 | 2 | 0 | 2 | 1 | 0 | 1 | 1 | 0 | 1 |
| 1984-85 | 2 | 2 | 0 | 2 | 2 | 0 | 0 | 0 | 0 |
| 1983-84 | 1 | 0 | 1 | 0 | 0 | 0 | 1 | 0 | 1 |
| Totals | 62 | 28 | 34 | 27 | 13 | 14 | 35 | 15 | 20 |

CAPITALS OVERTIME LOSSES

| | Date | Opponent | Goal Scorer | Time | Game | Score |
|-----|-----------|-----------------------|--------------------|-------|------|-------|
| 1. | 4/13/84 | @ NY Islanders | Anders Kallur | 7:35 | 2 | 4-5 |
| 2. | 4/17/86 | NY Rangers | Brian MacLellan | 1:16 | 1 | 3-4 |
| 3. | 4/23/86 | @ NY Rangers | Bob Brooke | 2:40 | 4 | 5-6 |
| 4. | 4/18/87 | NY Islanders (4 OT) | Pat LaFontaine | 68:47 | 7 | 2-3 |
| 5. | 4/10/88 | @ Philadelphia | Murray Craven | 1:18 | 4 | 4-5 |
| 6. | 4/19/91 | @ Pittsburgh | Kevin Stevens | 8:10 | 2 | 6-7 |
| 7. | 4/20/93 | NY Islanders (2 OT) | Brian Mullen | 34:50 | 2 | 4-5 |
| 8. | 4/22/93 | @ NY Islanders | Ray Ferraro | 4:46 | 3 | 3-4 |
| 9. | 4/24/93 | @ NY Islanders (2 OT) | Ray Ferraro | 25:40 | 4 | 3-4 |
| 10. | 5/14/95 | @ Pittsburgh | Luc Robitaille | 4:30 | 5 | 5-6 |
| 11. | 4/24/96 | Pittsburgh (4 OT) | Petr Nedved | 79:15 | 4 | 2-3 |
| 12. | 4/24/98 | Boston (2 OT) | Darren Van Impe | 20:54 | 2 | 3-4 |
| 13. | 6/11/98 | @ Detroit | Kris Draper | 15:24 | 2 | 4-5 |
| 14. | 4/15/00 | @ Pittsburgh | Jaromir Jagr | 5:49 | 2 | 1-2 |
| 15. | 4/24/01 | @ Pittsburgh | Martin Straka | 13:04 | 6 | 3-4 |
| 16. | 4/15/03 | Tampa Bay | Vincent Lecavalier | 2:29 | 3 | 3-4 |
| 17. | 4/20/03 | Tampa Bay (3 OT) | Martin St. Louis | 44:03 | 6 | 1-2 |
| 18. | 4/17/08 | @ Philadelphia (2 OT) | Mike Knuble | 26:40 | 4 | 3-4 |
| 19. | 4/22/08 | Philadelphia | Joffrey Lupul | 6:06 | 7 | 2-3 |
| 20. | 5/6/09 | @ Pittsburgh | Kris Letang | 11:23 | 3 | 2-3 |
| 21. | 5/9/09 | Pittsburgh | Evgeni Malkin | 3:28 | 5 | 3-4 |
| 22. | 4/15/10 | Montreal | Tomas Plekanec | 13:19 | 1 | 2-3 |
| 23. | 5/1/11 | Tampa Bay | Vincent Lecavalier | 6:19 | 2 | 2-3 |
| 24. | 4/12/2012 | @ Boston | Chris Kelly | 1:18 | 1 | 0-1 |
| 25. | 4/22/2012 | Boston | Tyler Seguin | 3:17 | 6 | 3-4 |
| 26. | 5/2/2012 | NY Rangers (3 OT) | Marian Gaborik | 74:41 | 3 | 1-2 |
| 27. | 5/7/2012 | @ NY Rangers | Marc Staal | 1:35 | 5 | 2-3 |
| 28. | 4/19/15 | @ NY Islanders | John Tavares | 0:15 | 3 | 1-2 |
| 29. | 5/8/15 | @ NY Rangers | Ryan McDonagh | 9:37 | 5 | 1-2 |
| 30. | 5/13/15 | @ NY Rangers | Derek Stepan | 11:24 | 7 | 1-2 |
| 31. | 5/4/16 | @ Pittsburgh | Patric Hornqvist | 2:34 | 4 | 2-3 |
| 32. | 5/10/16 | @ Pittsburgh | Nick Bonino | 6:32 | 6 | 3-4 |
| 33. | 4/15/17 | Toronto (2 OT) | Kasperii Kapanen | 11:53 | 2 | 3-4 |
| 34. | 4/17/17 | @ Toronto | Tyler Bozak | 1:37 | 3 | 3-4 |

OVERTIME RECORD BY OPPONENT

| Year | Total | | | Home | | | Away | | |
|---------------|-----------|-----------|-----------|-----------|-----------|-----------|-----------|-----------|-----------|
| | GP | W | L | GP | W | L | GP | W | L |
| Boston | 7 | 4 | 3 | 2 | 0 | 2 | 5 | 4 | 1 |
| Buffalo | 3 | 3 | 0 | 1 | 1 | 0 | 2 | 2 | 0 |
| Detroit | 1 | 0 | 1 | 0 | 0 | 0 | 1 | 0 | 1 |
| Montreal | 2 | 1 | 1 | 2 | 1 | 1 | 0 | 0 | 0 |
| New Jersey | 1 | 1 | 0 | 0 | 0 | 0 | 1 | 1 | 0 |
| NY Islanders | 9 | 3 | 6 | 4 | 2 | 2 | 5 | 1 | 4 |
| NY Rangers | 13 | 7 | 6 | 6 | 4 | 2 | 7 | 3 | 4 |
| Ottawa | 0 | 0 | 0 | 0 | 0 | 0 | 0 | 0 | 0 |
| Philadelphia | 5 | 2 | 3 | 3 | 2 | 1 | 2 | 0 | 2 |
| Pittsburgh | 13 | 4 | 9 | 3 | 1 | 2 | 10 | 3 | 7 |
| Tampa Bay | 3 | 0 | 3 | 3 | 0 | 3 | 0 | 0 | 0 |
| Toronto | 5 | 3 | 2 | 3 | 2 | 1 | 2 | 1 | 1 |
| Totals | 62 | 28 | 34 | 27 | 13 | 14 | 35 | 15 | 20 |



Playoff Hat Tricks & Penalty Shots

CAPITALS HAT TRICKS

| | Date | Player | Opponent | Score | Goaltender |
|----|---------|---------------------|--------------|-------------|----------------------------------|
| 1. | 4/5/90 | Dino Ciccarelli | @ New Jersey | W, 5-4 | Sean Burke |
| 2. | 4/21/90 | John Druce | @ NY Rangers | W, 6-3 | John Vanbiesbrouck, Mike Richter |
| 3. | 4/25/92 | Dino Ciccarelli (4) | @ Pittsburgh | W, 7-2 | Tom Barrasso, Ken Wregget |
| 4. | 4/20/93 | Dale Hunter | NY Islanders | L, 4-5 2 OT | Glenn Healy |
| 5. | 4/26/93 | Al Iafrate | NY Islanders | W, 6-4 | Glenn Healy, Mark Fitzpatrick |
| 6. | 5/4/09 | Alex Ovechkin | Pittsburgh | W, 4-3 | Marc-Andre Fleury |
| 7. | 4/17/10 | Nicklas Backstrom | Montreal | W, 6-5 OT | Jaroslav Halak |
| 8. | 4/28/16 | T.J. Oshie | Pittsburgh | W, 4-3 OT | Matthew Murray |

OPPONENTS HAT TRICKS

| | Date | Player | Opponent | Score | Goaltender |
|----|---------|-------------------|--------------|---------|-------------------------------|
| 1. | 4/20/88 | Aaron Broten | New Jersey | L, 2-5 | Pete Peeters |
| 2. | 4/22/88 | Mark Johnson (4) | @ New Jersey | L, 4-10 | Clint Malarchuk, Pete Peeters |
| 3. | 4/22/88 | Patrik Sundstrom | @ New Jersey | L, 4-10 | Clint Malarchuk, Pete Peeters |
| 4. | 4/19/90 | Bernie Nicholls | @ NY Rangers | L, 3-7 | Mike Liut |
| 5. | 4/26/93 | Ray Ferraro (4) | NY Islanders | W, 6-4 | Don Beaupre |
| 6. | 5/11/98 | Daniel Alfredsson | @ Ottawa | L, 3-4 | Olie Kolzig |
| 7. | 5/4/09 | Sidney Crosby | Pittsburgh | W, 4-3 | Semyon Varlamov |

CAPITALS PENALTY SHOTS

| | Date | Player | Opponent | Score | Result | Goalie |
|----|---------|----------------|----------------|-------------|--------|--------------|
| 1. | 4/14/85 | Bob Carpenter | @ NY Islanders | L, 4-6 | Failed | Billy Smith |
| 2. | 5/10/95 | Michal Pivonka | Pittsburgh | W, 6-2 | Failed | Tom Barrasso |
| 3. | 4/24/96 | Joe Juneau | Pittsburgh | L, 2-3 4 OT | Failed | Ken Wregget |

OPPONENTS PENALTY SHOTS

| | Date | Player | Opponent | Score | Result | Goalie |
|----|---------|---------------|----------------|--------|--------|----------------|
| 1. | 4/9/83 | Denis Potvin | NY Islanders | L, 2-6 | Failed | Al Jensen |
| 2. | 4/15/08 | Mike Richards | @ Philadelphia | L, 3-6 | Goal | Cristobal Huet |
| 3. | 5/6/15 | Carl Hagelin | NY Rangers | W, 2-1 | Failed | Braden Holtby |



T.J. Oshie completed his first career playoff hat trick with the game-winning goal in overtime in Game 1 of the Eastern Conference semifinals against Pittsburgh on April 28, 2016.



Game-by-Game Playoff Results

2016-17

Eastern Conference Quarterfinals - Washington vs. Toronto Maple Leafs (best of seven) - Washington wins series 4-2

| GM | Date | Opponent | Result | Series | PP | PK | SF-SA | GWG | Goalies |
|----|------|-----------|-----------|--------|-----|-----|-------|-----------|-----------------|
| 1 | 4/13 | Toronto | W, 3-2 OT | 1-0 | 1-3 | 1-1 | 44-37 | Wilson | Holtby/Andersen |
| 2 | 4/15 | Toronto | L, 3-4 OT | 1-1 | 2-5 | 4-5 | 50-51 | Kapanen | Holtby/Andersen |
| 3 | 4/17 | @ Toronto | L, 3-4 OT | 1-2 | 0-3 | 2-3 | 26-28 | Bozak | Holtby/Andersen |
| 4 | 4/19 | @ Toronto | W, 5-4 | 2-2 | 1-1 | 3-4 | 27-34 | Oshie | Holtby/Andersen |
| 5 | 4/21 | Toronto | W, 2-1 OT | 3-2 | 1-3 | 4-4 | 28-25 | Williams | Holtby/Andersen |
| 6 | 4/23 | @ Toronto | W, 2-1 OT | 4-2 | 0-2 | 1-1 | 36-38 | Johansson | Holtby/Andersen |

Eastern Conference Semifinals - Washington vs. Pittsburgh Penguins (best of seven) - Pittsburgh wins series 4-3

| GM | Date | Opponent | Result | Series | PP | PK | SF-SA | GWG | Goalies |
|----|------|--------------|-----------|--------|-----|-----|-------|-------------|-------------------------|
| 1 | 4/27 | Pittsburgh | L, 2-3 | 0-1 | 0-0 | 2-2 | 35-21 | Bonino | Holtby/Flcury |
| 2 | 4/29 | Pittsburgh | L, 2-6 | 0-2 | 1-5 | 2-3 | 36-24 | Guentzel | Holtby, Grubauer/Flcury |
| 3 | 5/1 | @ Pittsburgh | W, 3-2 OT | 1-2 | 2-5 | 5-5 | 33-30 | Shattenkirk | Holtby, Flcury |
| 4 | 5/3 | @ Pittsburgh | L, 2-3 | 1-3 | 0-4 | 4-5 | 38-18 | Schultz | Holtby, Flcury |
| 5 | 5/6 | Pittsburgh | W, 4-2 | 2-3 | 0-3 | 1-2 | 32-22 | Kuznetsov | Holtby, Flcury |
| 6 | 5/8 | @ Pittsburgh | W, 5-2 | 3-3 | 2-4 | 3-3 | 26-18 | Backstrom | Holtby, Flcury |
| 7 | 5/10 | Pittsburgh | L, 0-2 | 3-4 | 0-2 | 2-2 | 29-28 | Rust | Holtby, Flcury |

2015-16

Eastern Conference Quarterfinals - Washington vs. Philadelphia Flyers (best of seven) - Washington wins series 4-2

| GM | Date | Opponent | Result | Series | PP | PK | SF-SA | GWG | Goalies |
|----|------|----------------|--------|--------|-----|-----|-------|-----------|-----------------|
| 1 | 4/14 | Philadelphia | W, 2-0 | 1-0 | 1-6 | 4-4 | 31-19 | Carlson | Holtby/Mason |
| 2 | 4/16 | Philadelphia | W, 4-1 | 2-0 | 2-2 | 4-4 | 23-42 | Chimera | Holtby/Mason |
| 3 | 4/18 | @ Philadelphia | W, 6-1 | 3-0 | 5-9 | 5-5 | 27-32 | Ovechkin | Holtby/Mason |
| 4 | 4/20 | @ Philadelphia | L, 1-2 | 3-1 | 0-2 | 1-2 | 32-25 | MacDonald | Holtby/Neuvirth |
| 5 | 4/22 | Philadelphia | L, 0-2 | 3-2 | 0-3 | 6-6 | 44-11 | White | Holtby/Neuvirth |
| 6 | 4/24 | @ Philadelphia | W, 1-0 | 4-2 | 0-5 | 3-3 | 29-26 | Backstrom | Holtby/Neuvirth |

Eastern Conference Semifinals - Washington vs. Pittsburgh Penguins (best of seven) - Pittsburgh wins series 4-2

| GM | Date | Opponent | Result | Series | PP | PK | SF-SA | GWG | Goalies |
|----|------|--------------|-----------|--------|-----|-----|-------|-----------|---------------|
| 1 | 4/28 | Pittsburgh | W, 4-3 OT | 1-0 | 0-4 | 2-2 | 35-45 | Oshie | Holtby/Murray |
| 2 | 4/30 | Pittsburgh | L, 1-2 | 1-1 | 1-2 | 5-5 | 24-35 | Fehr | Holtby/Murray |
| 3 | 5/2 | @ Pittsburgh | L, 2-3 | 1-2 | 0-4 | 3-3 | 49-23 | Hagelin | Holtby/Murray |
| 4 | 5/4 | @ Pittsburgh | L, 2-3 OT | 1-3 | 0-2 | 4-4 | 36-33 | Hornqvist | Holtby/Murray |
| 5 | 5/7 | Pittsburgh | W, 3-1 | 2-3 | 2-5 | 1-2 | 19-31 | Oshie | Holtby/Murray |
| 6 | 5/10 | @ Pittsburgh | L, 3-4 OT | 2-4 | 2-6 | 1-3 | 39-42 | Bonino | Holtby/Murray |

2014-15

Eastern Conference Quarterfinals - Washington vs. New York Islanders (best of seven) - Washington wins series 4-3

| GM | Date | Opponent | Result | Series | PP | PK | SF-SA | GWG | Goalies |
|----|------|----------------|-----------|--------|-----|-----|-------|-----------|------------------------|
| 1 | 4/15 | NY Islanders | L, 1-4 | 0-1 | 0-2 | 2-2 | 25-27 | Strome | Holtby/Halak |
| 2 | 4/17 | NY Islanders | W, 4-3 | 1-1 | 1-1 | 1-1 | 35-21 | Chimera | Grubauer/Halak |
| 3 | 4/19 | @ NY Islanders | L, 1-2 OT | 1-2 | 0-3 | 3-3 | 25-42 | Tavares | Holtby/Halak |
| 4 | 4/21 | @ NY Islanders | W, 2-1 OT | 2-2 | 0-1 | 4-4 | 30-37 | Backstrom | Holtby/Halak |
| 5 | 4/23 | NY Islanders | W, 5-1 | 3-2 | 0-3 | 2-2 | 41-23 | Alzner | Holtby/Halak, Neuvirth |
| 6 | 4/25 | @ NY Islanders | L, 1-3 | 3-3 | 1-3 | 1-1 | 39-38 | Kulemin | Holtby/Halak |
| 7 | 4/27 | NY Islanders | W, 2-1 | 4-3 | 0-0 | 1-1 | 26-11 | Kuznetsov | Holtby/Halak |

Eastern Conference Semifinals - Washington vs. New York Rangers (best of seven) - New York wins series 4-3

| GM | Date | Opponent | Result | Series | PP | PK | SF-SA | GWG | Goalies |
|----|------|--------------|-----------|--------|-----|-----|-------|------------|------------------|
| 1 | 4/30 | @ NY Rangers | W, 2-1 | 1-0 | 1-2 | 2-2 | 29-32 | Ward | Holtby/Lundqvist |
| 2 | 5/2 | @ NY Rangers | L, 2-3 | 1-1 | 0-1 | 3-4 | 32-35 | Brassard | Holtby/Lundqvist |
| 3 | 5/4 | NY Rangers | W, 1-0 | 2-1 | 0-2 | 2-2 | 22-30 | Beagle | Holtby/Lundqvist |
| 4 | 5/6 | NY Rangers | W, 2-1 | 3-1 | 0-1 | 1-1 | 30-29 | Burakovsky | Holtby/Lundqvist |
| 5 | 5/8 | @ NY Rangers | L, 1-2 OT | 3-2 | 0-2 | 2-2 | 29-43 | McDonagh | Holtby/Lundqvist |
| 6 | 5/10 | NY Rangers | L, 3-4 | 3-3 | 0-4 | 2-3 | 45-28 | Boyle | Holtby/Lundqvist |
| 7 | 5/13 | @ NY Rangers | L, 1-2 OT | 3-4 | 0-3 | 3-4 | 36-39 | Stepan | Holtby/Lundqvist |

2012-13

Eastern Conference Quarterfinals - Washington vs. New York Rangers (best of seven) - New York wins series 4-3

| GM | Date | Opponent | Result | Series | PP | PK | SF-SA | GWG | Goalies |
|----|------|--------------|----------|--------|-----|-----|-------|-----------|------------------|
| 1 | 5/2 | NY Rangers | W 3-1 | 1-0 | 1-5 | 4-4 | 30-36 | Johansson | Holtby/Lundqvist |
| 2 | 5/4 | NY Rangers | W 1-0 OT | 2-0 | 1-2 | 3-3 | 38-24 | Green | Holtby/Lundqvist |
| 3 | 5/6 | @ NY Rangers | L 3-4 | 2-1 | 0-3 | 5-6 | 31-30 | Stepan | Holtby/Lundqvist |
| 4 | 5/8 | @ NY Rangers | L 3-4 | 2-2 | 0-2 | 3-4 | 30-34 | Stepan | Holtby/Lundqvist |
| 5 | 5/10 | NY Rangers | W 2-1 OT | 3-2 | 1-2 | 4-4 | 35-25 | Ribeiro | Holtby/Lundqvist |
| 6 | 5/12 | @ NY Rangers | L 0-1 | 3-3 | 0-0 | 5-5 | 27-29 | Brassard | Holtby/Lundqvist |
| 7 | 5/13 | NY Rangers | L 0-5 | 3-4 | 0-2 | 2-2 | 35-27 | Asham | Holtby/Lundqvist |



Game-by-Game Playoff Results

2011-12

Eastern Conference Quarterfinals – Washington vs. Boston Bruins (best of seven) – Washington wins series 4-3

| GM | Date | Opponent | Result | Series | PP | PK | SF-SA | GWG | Goalies |
|----|------|----------|-----------|--------|-----|-----|-------|-----------|---------------|
| 1 | 4/12 | @ Boston | L 0-1 OT | 0-1 | 0-2 | 4-4 | 17-30 | Kelly | Holtby/Thomas |
| 2 | 4/14 | @ Boston | W 2-1 2OT | 1-1 | 0-3 | 2-2 | 39-44 | Backstrom | Holtby/Thomas |
| 3 | 4/16 | Boston | L 3-4 | 1-2 | 1-4 | 5-5 | 32-29 | Chara | Holtby/Thomas |
| 4 | 4/19 | Boston | W 2-1 | 2-2 | 1-3 | 1-1 | 21-45 | Semin | Holtby/Thomas |
| 5 | 4/21 | @ Boston | W 4-3 | 3-2 | 1-2 | 2-3 | 32-37 | Brouwer | Holtby/Thomas |
| 6 | 4/22 | Boston | L 3-4 OT | 3-3 | 0-4 | 4-5 | 39-31 | Seguin | Holtby/Thomas |
| 7 | 4/25 | @ Boston | W 2-1 OT | 4-3 | 0-1 | 3-3 | 27-32 | Ward | Holtby/Thomas |

Eastern Conference Semifinals – Washington vs. New York Rangers (best of seven) – New York wins series 4-3

| GM | Date | Opponent | Result | Series | PP | PK | SF-SA | GWG | Goalies |
|----|------|--------------|-----------|--------|-----|-----|-------|-----------|------------------|
| 1 | 4/28 | @ NY Rangers | L 1-3 | 0-1 | 0-4 | 4-4 | 18-14 | Kreider | Holtby/Lundqvist |
| 2 | 4/30 | @ NY Rangers | W 3-2 | 1-1 | 1-3 | 2-3 | 25-28 | Ovechkin | Holtby/Lundqvist |
| 3 | 5/2 | NY Rangers | L 1-2 3OT | 1-2 | 0-3 | 3-4 | 46-49 | Gaborik | Holtby/Lundqvist |
| 4 | 5/5 | NY Rangers | W 3-2 | 2-2 | 1-2 | 2-2 | 26-20 | Green | Holtby/Lundqvist |
| 5 | 5/7 | @ NY Rangers | L 2-3 OT | 2-3 | 1-4 | 3-5 | 18-38 | Staal | Holtby/Lundqvist |
| 6 | 5/9 | NY Rangers | W 2-1 | 3-3 | 1-3 | 5-5 | 23-31 | Chimera | Holtby/Lundqvist |
| 7 | 5/12 | @ NY Rangers | L 1-2 | 3-4 | 0-1 | 2-2 | 23-31 | Del Zotto | Holtby/Lundqvist |

2010-11

Eastern Conference Quarterfinals – Washington vs. New York Rangers (best-of-seven) – Washington wins series 4-1

| GM | Date | Opponent | Result | Series | PP | PK | SF-SA | GWG | Goalies |
|----|------|--------------|-----------|--------|-----|-----|-------|----------|--------------------|
| 1 | 4/13 | NY Rangers | W 2-1 OT | 1-0 | 0-2 | 2-2 | 33-25 | Semin | Neuvirth/Lundqvist |
| 2 | 4/15 | NY Rangers | W 2-0 | 2-0 | 1-3 | 2-2 | 18-22 | Chimera | Neuvirth/Lundqvist |
| 3 | 4/17 | @ NY Rangers | L 2-3 | 2-1 | 1-3 | 6-7 | 25-35 | Dubinsky | Neuvirth/Lundqvist |
| 4 | 4/20 | @ NY Rangers | W 4-3 2OT | 3-1 | 0-4 | 7-7 | 53-39 | Chimera | Neuvirth/Lundqvist |
| 5 | 4/23 | NY Rangers | W 3-1 | 4-1 | 1-4 | 2-2 | 27-27 | Ovechkin | Neuvirth/Lundqvist |

Eastern Conference Semifinals – Washington vs. Tampa Bay (best-of-seven) – Tampa Bay wins series 4-0

| GM | Date | Opponent | Result | Series | PP | PK | SF-SA | GWG | Goalies |
|----|------|-------------|----------|--------|-----|-----|-------|------------|------------------|
| 1 | 4/29 | Tampa Bay | L 2-4 | 0-1 | 0-5 | 3-4 | 28-24 | Stamkos | Neuvirth/Roloson |
| 2 | 5/1 | Tampa Bay | L 2-3 OT | 0-2 | 0-6 | 4-5 | 37-23 | Lecavalier | Neuvirth/Roloson |
| 3 | 5/3 | @ Tampa Bay | L 3-4 | 0-3 | 1-5 | 4-4 | 32-30 | Malone | Neuvirth/Roloson |
| 4 | 5/4 | @ Tampa Bay | L 3-5 | 0-4 | 1-3 | 3-5 | 36-37 | Bergeron | Neuvirth/Roloson |

2009-10

Eastern Conference Quarterfinals – Washington vs. Montreal Canadiens (best-of-seven) – Montreal wins series 4-3

| GM | Date | Opponent | Result | Series | PP | PK | SF-SA | GWG | Goalies |
|----|------|------------|----------|--------|-----|-----|-------|------------|-----------------------|
| 1 | 4/15 | Montreal | L 2-3 OT | 0-1 | 0-4 | 3-4 | 47-38 | Plekanec | Theodore/Halak |
| 2 | 4/17 | Montreal | W 6-5 OT | 1-1 | 0-3 | 2-3 | 37-24 | Backstrom | Varlamov/Halak |
| 3 | 4/19 | @ Montreal | W 5-1 | 2-1 | 0-7 | 4-5 | 36-27 | Laich | Varlamov/Halak, Price |
| 4 | 4/21 | @ Montreal | W 6-3 | 3-1 | 1-5 | 3-4 | 38-39 | Chimera | Varlamov/Price |
| 5 | 4/23 | Montreal | L 1-2 | 3-2 | 0-5 | 6-6 | 38-28 | Moen | Varlamov/Halak |
| 6 | 4/26 | @ Montreal | L 1-4 | 3-3 | 0-6 | 4-5 | 54-22 | Cammalleri | Varlamov/Halak |
| 7 | 4/28 | Montreal | L 1-2 | 3-4 | 0-3 | 2-3 | 42-16 | Moore | Varlamov/Halak |

2008-09

Eastern Conference Quarterfinals – Washington vs. New York Rangers (best-of-seven) – Washington wins series 4-3

| GM | Date | Opponent | Result | Series | PP | PK | SF-SA | GWG | Goalies |
|----|------|--------------|--------|--------|-----|-----|-------|----------|--------------------------------|
| 1 | 4/15 | NY Rangers | L 3-4 | 0-1 | 2-7 | 2-4 | 35-21 | Dubinsky | Theodore/Lundqvist |
| 2 | 4/18 | NY Rangers | L 0-1 | 0-2 | 0-3 | 5-5 | 35-24 | Callahan | Varlamov/Lundqvist |
| 3 | 4/20 | @ NY Rangers | W 4-0 | 1-2 | 2-6 | 6-6 | 40-33 | Semin | Varlamov/Lundqvist |
| 4 | 4/22 | @ NY Rangers | L 1-2 | 1-3 | 0-6 | 3-3 | 39-21 | Drury | Varlamov/Lundqvist |
| 5 | 4/24 | NY Rangers | W 4-0 | 2-3 | 0-7 | 4-4 | 21-20 | Bradley | Varlamov/Lundqvist, Valiquette |
| 6 | 4/26 | @ NY Rangers | W 5-3 | 3-3 | 2-2 | 6-8 | 22-32 | Kozlov | Varlamov/Lundqvist |
| 7 | 4/28 | NY Rangers | W 2-1 | 4-3 | 0-2 | 1-1 | 24-15 | Fedorov | Varlamov/Lundqvist |

Eastern Conference Semifinals – Washington vs. Pittsburgh (best-of-seven) – Pittsburgh wins series 4-3

| GM | Date | Opponent | Result | Series | PP | PK | SF-SA | GWG | Goalies |
|----|------|--------------|----------|--------|-----|-----|-------|-------------|---------------------------|
| 1 | 5/2 | Pittsburgh | W 3-2 | 1-0 | 1-2 | 5-5 | 26-36 | Fleischmann | Varlamov/Fleury |
| 2 | 5/4 | Pittsburgh | W 4-3 | 2-0 | 1-5 | 3-5 | 33-36 | Ovechkin | Varlamov/Fleury |
| 3 | 5/6 | @ Pittsburgh | L 2-3 OT | 2-1 | 1-2 | 6-7 | 23-42 | Letang | Varlamov/Fleury |
| 4 | 5/8 | @ Pittsburgh | L 3-5 | 2-2 | 0-4 | 5-6 | 22-28 | Crosby | Varlamov/Fleury |
| 5 | 5/9 | Pittsburgh | L 3-4 OT | 2-3 | 1-2 | 1-2 | 31-42 | Malkin | Varlamov/Fleury |
| 6 | 5/11 | @ Pittsburgh | W 5-4 OT | 3-3 | 1-4 | 3-5 | 24-42 | Steckel | Varlamov/Fleury |
| 7 | 5/13 | Pittsburgh | L 2-6 | 3-4 | 0-0 | 2-4 | 21-30 | Guerin | Varlamov, Theodore/Fleury |



Game-by-Game Playoff Results

2007-08

Eastern Conference Quarterfinals – Washington vs. Philadelphia (best-of-seven) – Philadelphia wins series 4-3

| GM | Date | Opponent | Result | Series | PP | PK | SF-SA | GWG | Goalies |
|----|------|----------------|-----------|--------|-----|-----|-------|----------|------------|
| 1 | 4/11 | Philadelphia | W 5-4 | 1-0 | 1-3 | 2-3 | 27-22 | Ovechkin | Huet/Biron |
| 2 | 4/13 | Philadelphia | L 0-2 | 1-1 | 0-6 | 5-5 | 24-41 | Umberger | Huet/Biron |
| 3 | 4/15 | @ Philadelphia | L 3-6 | 1-2 | 1-7 | 6-7 | 19-33 | Briere | Huet/Biron |
| 4 | 4/17 | @ Philadelphia | L 3-4 2OT | 1-3 | 2-4 | 6-7 | 41-46 | Knuble | Huet/Biron |
| 5 | 4/19 | Philadelphia | W 3-2 | 2-3 | 2-6 | 2-3 | 26-32 | Semin | Huet/Biron |
| 6 | 4/21 | @ Philadelphia | W 4-2 | 3-3 | 1-5 | 3-5 | 40-35 | Ovechkin | Huet/Biron |
| 7 | 4/22 | Philadelphia | L 2-3 OT | 3-4 | 1-4 | 4-6 | 41-34 | Lupul | Huet/Biron |

2002-03

Eastern Conference Quarterfinals – Washington vs. Tampa Bay (best-of-seven) – Tampa Bay wins series 4-2

| GM | Date | Opponent | Result | Series | PP | PK | SF-SA | GWG | Goalies |
|----|------|-------------|-----------|--------|-----|-----|-------|------------|-------------------|
| 1 | 4/10 | @ Tampa Bay | W 3-0 | 1-0 | 0-3 | 4-4 | 22-28 | Lang | Kolzig/Khabibulin |
| 2 | 4/12 | @ Tampa Bay | W 6-3 | 2-0 | 3-6 | 4-4 | 31-43 | Nylander | Kolzig/Khabibulin |
| 3 | 4/15 | Tampa Bay | L 3-4 OT | 2-1 | 1-4 | 3-4 | 19-28 | Lecavalier | Kolzig/Khabibulin |
| 4 | 4/16 | Tampa Bay | L 1-3 | 2-2 | 0-3 | 6-6 | 23-25 | St. Louis | Kolzig/Khabibulin |
| 5 | 4/18 | @ Tampa Bay | L 1-2 | 2-3 | 0-4 | 2-3 | 23-22 | St. Louis | Kolzig/Khabibulin |
| 6 | 4/20 | Tampa Bay | L 1-2 3OT | 2-4 | 1-7 | 4-6 | 61-46 | St. Louis | Kolzig/Khabibulin |

2000-01

Eastern Conference Quarterfinals – Washington vs. Pittsburgh (best-of-seven) – Pittsburgh wins series 4-2

| GM | Date | Opponent | Result | Series | PP | PK | SF-SA | GWG | Goalies |
|----|------|--------------|----------|--------|-----|-----|-------|---------|----------------|
| 1 | 4/12 | Pittsburgh | W 1-0 | 1-0 | 1-5 | 1-1 | 27-16 | Bondra | Kolzig/Hedberg |
| 2 | 4/14 | Pittsburgh | L 1-2 | 1-1 | 1-3 | 1-2 | 18-27 | Lemieux | Kolzig/Hedberg |
| 3 | 4/16 | @ Pittsburgh | L 0-3 | 1-2 | 0-4 | 4-4 | 34-24 | Stevens | Kolzig/Hedberg |
| 4 | 4/18 | @ Pittsburgh | W 4-3 OT | 2-2 | 3-4 | 3-5 | 29-32 | Halpern | Kolzig/Hedberg |
| 5 | 4/21 | Pittsburgh | L 1-2 | 2-3 | 1-3 | 3-3 | 22-18 | Lemieux | Kolzig/Hedberg |
| 6 | 4/23 | @ Pittsburgh | L 3-4 OT | 2-4 | 1-3 | 4-6 | 31-36 | Straka | Kolzig/Hedberg |

1999-00

Eastern Conference Quarterfinals – Pittsburgh vs. Washington (best-of-seven) – Pittsburgh wins series 4-1

| GM | Date | Opponent | Result | Series | PP | PK | SF-SA | GWG | Goalies |
|----|------|--------------|----------|--------|-----|-----|-------|-----------|----------------------------|
| 1 | 4/13 | Pittsburgh | L 0-7 | 0-1 | 0-5 | 5-8 | 32-26 | Laukkanen | Kolzig, Billington/Tugnutt |
| 2 | 4/15 | @ Pittsburgh | L 1-2 OT | 0-2 | 1-5 | 8-9 | 38-21 | Jagr | Kolzig/Tugnutt |
| 3 | 4/17 | @ Pittsburgh | L 3-4 | 0-3 | 1-3 | 4-5 | 27-22 | Slegr | Kolzig/Tugnutt |
| 4 | 4/19 | Pittsburgh | W 3-2 | 1-3 | 1-6 | 3-4 | 37-23 | Halpern | Kolzig/Tugnutt |
| 5 | 4/21 | Pittsburgh | L 1-2 | 1-4 | 0-2 | 3-3 | 26-17 | Jagr | Kolzig/Tugnutt |

1997-98

Eastern Conference Quarterfinals – Washington vs. Boston (best-of-seven) – Washington wins series 4-2

| GM | Date | Opponent | Result | Series | PP | PK | SF-SA | GWG | Goalies |
|----|------|----------|-----------|--------|-----|------|-------|----------|--------------|
| 1 | 4/22 | Boston | W 3-1 | 1-0 | 0-2 | 3-4 | 28-28 | Gonchar | Kolzig/Dafoe |
| 2 | 4/24 | Boston | L 3-4 2OT | 1-1 | 1-2 | 6-7 | 28-40 | Van Impe | Kolzig/Dafoe |
| 3 | 4/26 | @ Boston | W 3-2 OT | 2-1 | 1-5 | 8-10 | 27-54 | Juneau | Kolzig/Dafoe |
| 4 | 4/28 | @ Boston | W 3-0 | 3-1 | 1-3 | 7-7 | 18-38 | Oates | Kolzig/Dafoe |
| 5 | 5/1 | Boston | L 0-4 | 3-2 | 0-5 | 4-6 | 26-30 | Samsonov | Kolzig/Dafoe |
| 6 | 5/3 | @ Boston | W 3-2 2OT | 4-2 | 0-3 | 6-6 | 33-49 | Bellows | Kolzig/Dafoe |

Eastern Conference Semifinals – Washington vs. Ottawa (best-of-seven) – Washington wins series 4-1

| GM | Date | Opponent | Result | Series | PP | PK | SF-SA | GWG | Goalies |
|----|------|----------|--------|--------|-----|-----|-------|---------|------------------------|
| 1 | 5/7 | Ottawa | W 4-2 | 1-0 | 0-2 | 4-5 | 23-38 | Bondra | Kolzig/Rhodes, Tugnutt |
| 2 | 5/9 | Ottawa | W 6-1 | 2-0 | 1-4 | 7-7 | 18-31 | Juneau | Kolzig/Tugnutt |
| 3 | 5/11 | @ Ottawa | L 3-4 | 2-1 | 2-4 | 2-5 | 17-34 | Yashin | Kolzig/Rhodes |
| 4 | 5/13 | @ Ottawa | W 2-0 | 3-1 | 0-3 | 5-5 | 11-36 | Gonchar | Kolzig/Rhodes |
| 5 | 5/15 | Ottawa | W 3-0 | 4-1 | 1-3 | 4-4 | 21-29 | Juneau | Kolzig/Rhodes |

Eastern Conference Finals – Washington vs. Buffalo (best-of-seven) – Washington wins series 4-2

| GM | Date | Opponent | Result | Series | PP | PK | SF-SA | GWG | Goalies |
|----|------|-----------|----------|--------|-----|-----|-------|---------|--------------|
| 1 | 5/23 | Buffalo | L 0-2 | 0-1 | 0-5 | 7-7 | 19-20 | Grosek | Kolzig/Hasek |
| 2 | 5/25 | Buffalo | W 3-2 OT | 1-1 | 1-7 | 3-4 | 39-33 | Krygier | Kolzig/Hasek |
| 3 | 5/28 | @ Buffalo | W 4-3 OT | 2-1 | 2-4 | 4-5 | 30-30 | Bondra | Kolzig/Hasek |
| 4 | 5/30 | @ Buffalo | W 2-0 | 3-1 | 0-4 | 7-7 | 19-30 | Berube | Kolzig/Hasek |
| 5 | 6/2 | Buffalo | L 1-2 | 3-2 | 1-5 | 4-4 | 35-16 | Woolley | Kolzig/Hasek |
| 6 | 6/4 | @ Buffalo | W 3-2 OT | 4-2 | 1-6 | 6-6 | 38-41 | Juneau | Kolzig/Hasek |

Stanley Cup Finals – Washington vs. Detroit (best-of-seven) – Detroit wins series 4-0

| GM | Date | Opponent | Result | Series | PP | PK | SF-SA | GWG | Goalies |
|----|------|-----------|----------|--------|-----|-----|-------|----------|---------------|
| 1 | 6/9 | @ Detroit | L 1-2 | 0-1 | 0-4 | 3-3 | 17-31 | Lidstrom | Kolzig/Osgood |
| 2 | 6/11 | @ Detroit | L 4-5 OT | 0-2 | 1-4 | 4-4 | 33-60 | Draper | Kolzig/Osgood |
| 3 | 6/13 | Detroit | L 1-2 | 0-3 | 1-5 | 5-5 | 18-34 | Fedorov | Kolzig/Osgood |
| 4 | 6/16 | Detroit | L 1-4 | 0-4 | 0-4 | 2-5 | 31-38 | Lapointe | Kolzig/Osgood |



Game-by-Game Playoff Results

1995-96

Eastern Conference Quarterfinals – Washington vs. Pittsburgh (best-of-seven) – Pittsburgh wins series 4-2

| GM | Date | Opponent | Result | Series | PP | PK | SF-SA | GWG | Goalies |
|----|------|--------------|-----------|--------|------|------|-------|---------|------------------------|
| 1 | 4/17 | @ Pittsburgh | W 6-4 | 1-0 | 1-5 | 5-6 | 35-28 | Krygier | Carey, Kolzig/Barrasso |
| 2 | 4/19 | @ Pittsburgh | W 5-3 | 2-0 | 3-6 | 6-7 | 34-36 | Bondra | Kolzig/Barrasso |
| 3 | 4/22 | Pittsburgh | L 1-4 | 2-1 | 1-10 | 5-6 | 39-19 | Murray | Carey/Wregget |
| 4 | 4/24 | Pittsburgh | L 2-3 4OT | 2-2 | 2-8 | 8-10 | 63-65 | Nedved | Kolzig/Wregget |
| 5 | 4/26 | @ Pittsburgh | L 1-4 | 2-3 | 0-5 | 9-9 | 40-32 | Leroux | Kolzig/Wregget |
| 6 | 4/28 | Pittsburgh | L 2-3 | 2-4 | 0-4 | 2-4 | 37-26 | Francis | Carey, Kolzig/Wregget |

1994-95

Eastern Conference Quarterfinals – Washington vs. Pittsburgh (best-of-seven) – Pittsburgh wins series 4-3

| GM | Date | Opponent | Result | Series | PP | PK | SF-SA | GWG | Goalies |
|----|------|--------------|----------|--------|------|-----|-------|------------|------------------------------|
| 1 | 5/6 | @ Pittsburgh | W 5-4 | 1-0 | 0-6 | 4-7 | 34-27 | Gonchar | Carey, Kolzig/Wregget |
| 2 | 5/8 | @ Pittsburgh | L 3-5 | 1-1 | 1-5 | 4-6 | 22-33 | Stevens | Carey/Wregget |
| 3 | 5/10 | Pittsburgh | W 6-2 | 2-1 | 3-10 | 8-9 | 28-25 | Bondra | Carey/Wregget, Barrasso |
| 4 | 5/12 | Pittsburgh | W 6-2 | 3-1 | 0-8 | 5-5 | 31-22 | Pearson | Carey/Barrasso |
| 5 | 5/14 | @ Pittsburgh | L 5-6 OT | 3-2 | 2-6 | 4-5 | 28-31 | Robitaille | Carey/Wregget |
| 6 | 5/16 | Pittsburgh | L 1-7 | 3-3 | 0-6 | 4-6 | 31-21 | Jagr | Carey, Kolzig, Dafoe/Wregget |
| 7 | 5/18 | @ Pittsburgh | L 0-3 | 3-4 | 0-3 | 3-4 | 33-18 | Maclver | Carey/Wregget |

1993-94

Eastern Conference Quarterfinals – Washington vs. Pittsburgh (best-of-seven) – Washington wins series 4-2

| GM | Date | Opponent | Result | Series | PP | PK | SF-SA | GWG | Goalies |
|----|------|--------------|--------|--------|-----|-----|-------|-----------|------------------|
| 1 | 4/17 | @ Pittsburgh | W 5-3 | 1-0 | 0-5 | 4-4 | 31-30 | Juneau | Beaupre/Barrasso |
| 2 | 4/19 | @ Pittsburgh | L 1-2 | 1-1 | 1-7 | 5-6 | 35-17 | Tocchet | Dafoe/Barrasso |
| 3 | 4/21 | Pittsburgh | W 2-0 | 2-1 | 0-6 | 7-7 | 17-27 | Reekie | Beaupre/Barrasso |
| 4 | 4/23 | Pittsburgh | W 4-1 | 3-1 | 1-2 | 2-2 | 30-22 | Bondra | Beaupre/Barrasso |
| 5 | 4/25 | @ Pittsburgh | L 2-3 | 3-2 | 0-5 | 3-3 | 28-22 | Jagr | Dafoe/Barrasso |
| 6 | 4/27 | Pittsburgh | W 6-3 | 4-2 | 1-4 | 5-6 | 29-22 | Johansson | Beaupre/Barrasso |

Eastern Conference Semifinals – Washington vs. NY Rangers (best-of-seven) – NY Rangers win series 4-1

| GM | Date | Opponent | Result | Series | PP | PK | SF-SA | GWG | Goalies |
|----|------|--------------|--------|--------|-----|-----|-------|----------|----------------------------|
| 1 | 5/1 | @ NY Rangers | L 3-6 | 0-1 | 1-6 | 6-7 | 30-24 | Noonan | Beaupre/Richter |
| 2 | 5/3 | @ NY Rangers | L 2-5 | 0-2 | 0-4 | 4-4 | 24-25 | Tikkanen | Tabaracci/Richter |
| 3 | 5/5 | NY Rangers | L 0-3 | 0-3 | 0-4 | 2-4 | 21-21 | Leetch | Beaupre/Richter |
| 4 | 5/7 | NY Rangers | W 4-2 | 1-3 | 1-6 | 5-6 | 23-27 | Woolley | Beaupre/Richter, Healy |
| 5 | 5/9 | @ NY Rangers | L 3-4 | 1-4 | 0-5 | 4-4 | 31-36 | Leetch | Beaupre, Tabaracci/Richter |

1992-93

Patrick Division Semifinals – NY Islanders vs. Washington (best-of-seven) – NY Islanders win series 4-2

| GM | Date | Opponent | Result | Series | PP | PK | SF-SA | GWG | Goalies |
|----|------|----------------|-----------|--------|-----|-----|-------|---------|----------------------------|
| 1 | 4/18 | NY Islanders | W 3-1 | 1-0 | 2-5 | 5-5 | 27-23 | Hunter | Tabaracci/Healy |
| 2 | 4/20 | NY Islanders | L 4-5 2OT | 1-1 | 2-5 | 5-5 | 45-61 | Mullen | Tabaracci/Healy |
| 3 | 4/22 | @ NY Islanders | L 3-4 OT | 1-2 | 0-2 | 4-4 | 25-30 | Ferraro | Tabaracci/Healy |
| 4 | 4/24 | @ NY Islanders | L 3-4 2OT | 1-3 | 2-6 | 4-5 | 40-46 | Ferraro | Tabaracci/Healy |
| 5 | 4/26 | NY Islanders | W 6-4 | 2-3 | 2-4 | 4-4 | 26-32 | Iafrate | Beaupre/Healy, Fitzpatrick |
| 6 | 4/28 | @ NY Islanders | L 3-5 | 2-4 | 1-4 | 6-6 | 26-33 | Green | Beaupre/Healy |

1991-92

Patrick Division Semifinals – Pittsburgh vs. Washington (best-of-seven) – Pittsburgh wins series 4-3

| GM | Date | Opponent | Result | Series | PP | PK | SF-SA | GWG | Goalies |
|----|------|--------------|--------|--------|------|------|-------|-----------|---------------------------|
| 1 | 4/19 | Pittsburgh | W 3-1 | 1-0 | 0-3 | 2-2 | 31-33 | Druce | Beaupre/Barrasso |
| 2 | 4/21 | Pittsburgh | W 6-2 | 2-0 | 3-8 | 5-7 | 31-35 | Pivonka | Beaupre/Barrasso |
| 3 | 4/23 | @ Pittsburgh | L 4-6 | 2-1 | 2-11 | 9-12 | 34-29 | Lemieux | Beaupre/Barrasso |
| 4 | 4/25 | @ Pittsburgh | W 7-2 | 3-1 | 1-3 | 5-5 | 35-33 | Khristich | Beaupre/Barrasso, Wregget |
| 5 | 4/27 | Pittsburgh | L 2-5 | 3-2 | 0-4 | 1-2 | 23-25 | Murphy | Beaupre/Barrasso |
| 6 | 4/29 | @ Pittsburgh | L 4-6 | 3-3 | 1-6 | 1-5 | 29-39 | Lemieux | Beaupre/Barrasso |
| 7 | 5/1 | Pittsburgh | L 1-3 | 3-4 | 0-1 | 0-1 | 19-21 | Jagr | Beaupre/Barrasso |

1990-91

Patrick Division Semifinals – Washington vs. NY Rangers (best-of-seven) – Washington wins series 4-2

| GM | Date | Opponent | Result | Series | PP | PK | SF-SA | GWG | Goalies |
|----|------|--------------|----------|--------|-----|-----|-------|------------|--------------------------------|
| 1 | 4/3 | @ NY Rangers | L 1-2 | 0-1 | 0-5 | 5-5 | 29-30 | Nicholls | Beaupre/Richter |
| 2 | 4/5 | @ NY Rangers | W 3-0 | 1-1 | 1-7 | 8-8 | 32-36 | Ciccarelli | Beaupre/Richter |
| 3 | 4/7 | NY Rangers | L 0-6 | 1-2 | 0-5 | 7-9 | 37-38 | King | Beaupre, Liut/Richter |
| 4 | 4/9 | NY Rangers | W 3-2 | 2-2 | 0-2 | 4-4 | 26-21 | May | Beaupre/Richter |
| 5 | 4/11 | @ NY Rangers | W 5-4 OT | 3-2 | 1-5 | 5-6 | 55-35 | Ciccarelli | Beaupre/Richter |
| 6 | 4/13 | NY Rangers | W 4-2 | 4-2 | 0-3 | 3-4 | 26-25 | Ridley | Beaupre/Richter, Vanbiesbrouck |



Game-by-Game Playoff Results

Patrick Division Final – Washington vs. Pittsburgh (best-of-seven) – Pittsburgh wins series 4-1

| GM | Date | Opponent | Result | Series | PP | PK | SF-SA | GWG | Goalies |
|----|------|--------------|----------|--------|-----|-----|-------|---------|---------------------------|
| 1 | 4/17 | @ Pittsburgh | W 4-2 | 1-0 | 2-4 | 1-3 | 31-26 | Iafrate | Beaupre/Pietrangelo |
| 2 | 4/19 | @ Pittsburgh | L 6-7 OT | 1-1 | 3-6 | 4-6 | 42-43 | Stevens | Beaupre, Liut/Pietrangelo |
| 3 | 4/21 | Pittsburgh | L 1-3 | 1-2 | 1-6 | 4-4 | 27-22 | Stevens | Beaupre/Barrasso |
| 4 | 4/23 | Pittsburgh | L 1-3 | 1-3 | 0-4 | 5-6 | 39-19 | Stevens | Beaupre/Barrasso |
| 5 | 4/25 | @ Pittsburgh | L 1-4 | 1-4 | 0-2 | 4-4 | 34-31 | Francis | Beaupre/Barrasso |

1989-90

Patrick Division Semifinals – Washington vs. New Jersey (best-of-seven) – Washington wins series 4-2

| GM | Date | Opponent | Result | Series | PP | PK | SF-SA | GWG | Goalies |
|----|------|--------------|----------|--------|-----|-----|-------|------------|-----------------------|
| 1 | 4/5 | @ New Jersey | W 5-4 OT | 1-0 | 1-6 | 6-7 | 24-30 | Ciccarelli | Liut/Burke |
| 2 | 4/7 | @ New Jersey | L 5-6 | 1-1 | 1-5 | 6-8 | 26-39 | Stastny | Liut, Beaupre/Terreri |
| 3 | 4/9 | New Jersey | L 1-2 | 1-2 | 1-8 | 4-5 | 21-10 | Shanahan | Liut/Terreri |
| 4 | 4/11 | New Jersey | W 3-1 | 2-2 | 1-5 | 4-4 | 33-24 | Druce | Beaupre/Burke |
| 5 | 4/13 | @ New Jersey | W 4-3 | 3-2 | 0-2 | 3-4 | 24-20 | Courttnall | Beaupre/Terreri |
| 6 | 4/15 | New Jersey | W 3-2 | 4-2 | 0-3 | 3-3 | 32-34 | Druce | Beaupre/Terreri |

Patrick Division Finals – Washington vs. NY Rangers (best-of-seven) – Washington wins series 4-1

| GM | Date | Opponent | Result | Series | PP | PK | SF-SA | GWG | Goalies |
|----|------|--------------|----------|--------|-----|-----|-------|------------|--------------------------------|
| 1 | 4/19 | @ NY Rangers | L 3-7 | 0-1 | 0-3 | 3-6 | 35-38 | Ogrodnick | Liut/Vanbiesbrouck |
| 2 | 4/21 | @ NY Rangers | W 6-3 | 1-1 | 2-3 | 5-6 | 25-28 | Druce | Beaupre/Vanbiesbrouck, Richter |
| 3 | 4/23 | NY Rangers | W 7-1 | 2-1 | 3-9 | 7-7 | 49-19 | Courttnall | Beaupre, Liut/Richter |
| 4 | 4/25 | NY Rangers | W 4-3 OT | 3-1 | 2-7 | 7-8 | 25-33 | Langway | Liut/Richter, Vanbiesbrouck |
| 5 | 4/27 | @ NY Rangers | W 2-1 OT | 4-1 | 0-6 | 5-5 | 34-29 | Druce | Liut/Vanbiesbrouck |

Wales Conference Finals – Washington vs. Boston (best-of-seven) – Boston wins series 4-0

| GM | Date | Opponent | Result | Series | PP | PK | SF-SA | GWG | Goalies |
|----|------|----------|--------|--------|-----|-----|-------|-----------|--------------|
| 1 | 5/3 | @ Boston | L 3-5 | 0-1 | 1-3 | 4-5 | 26-35 | Propp | Liut/Moog |
| 2 | 5/5 | @ Boston | L 0-3 | 0-2 | 0-4 | 3-3 | 28-30 | Carpenter | Beaupre/Moog |
| 3 | 5/7 | Boston | L 1-4 | 0-3 | 1-6 | 4-5 | 26-24 | Janney | Beaupre/Moog |
| 4 | 5/9 | Boston | L 2-3 | 0-4 | 0-1 | 2-3 | 14-17 | Neely | Liut/Moog |

1988-89

Patrick Division Semifinals – Washington vs. Philadelphia (best-of-seven) – Philadelphia wins series 4-2

| GM | Date | Opponent | Result | Series | PP | PK | SF-SA | GWG | Goalies |
|----|------|----------------|----------|--------|-----|-----|-------|---------------|-----------------|
| 1 | 4/5 | Philadelphia | W 3-2 | 1-0 | 1-8 | 4-5 | 36-29 | Franceschetti | Peeters/Hextall |
| 2 | 4/6 | Philadelphia | L 2-3 | 1-1 | 1-8 | 2-4 | 21-26 | Propp | Peeters/Hextall |
| 3 | 4/8 | @ Philadelphia | W 4-3 OT | 2-1 | 2-5 | 5-6 | 44-24 | Miller | Peeters/Hextall |
| 4 | 4/9 | @ Philadelphia | L 2-5 | 2-2 | 1-9 | 4-6 | 32-31 | Murphy | Peeters/Hextall |
| 5 | 4/11 | Philadelphia | L 5-8 | 2-3 | 3-9 | 3-5 | 34-26 | Eklund | Peeters/Hextall |
| 6 | 4/13 | @ Philadelphia | L 3-4 | 2-4 | 1-4 | 7-8 | 34-28 | Tocchet | Peeters/Hextall |

1987-88

Patrick Division Semifinals – Washington vs. Philadelphia (best-of-seven) – Washington wins series 4-3

| GM | Date | Opponent | Result | Series | PP | PK | SF-SA | GWG | Goalies |
|----|------|----------------|----------|--------|-----|-----|-------|------------|-----------------------------|
| 1 | 4/6 | Philadelphia | L 2-4 | 0-1 | 2-8 | 3-4 | 37-31 | Poulin | Peeters/Hextall |
| 2 | 4/7 | Philadelphia | W 5-4 | 1-1 | 0-4 | 5-5 | 28-35 | Miller | Peeters/Hextall |
| 3 | 4/9 | @ Philadelphia | L 3-4 | 1-2 | 1-6 | 5-6 | 17-29 | Samuelsson | Peeters/Hextall |
| 4 | 4/10 | @ Philadelphia | L 4-5 OT | 1-3 | 0-4 | 5-5 | 26-30 | Craven | Malarchuk/Hextall, Laforest |
| 5 | 4/12 | Philadelphia | W 5-2 | 2-3 | 0-8 | 7-8 | 32-33 | Hatcher | Peeters/Hextall, Laforest |
| 6 | 4/14 | @ Philadelphia | W 7-2 | 3-3 | 4-9 | 7-8 | 28-26 | Gustafsson | Peeters/Hextall |
| 7 | 4/16 | Philadelphia | W 5-4 OT | 4-3 | 1-8 | 4-5 | 40-33 | Hunter | Peeters/Hextall |

Patrick Division Finals – Washington vs. New Jersey (best-of-seven) – New Jersey wins series 4-3

| GM | Date | Opponent | Result | Series | PP | PK | SF-SA | GWG | Goalies |
|----|------|--------------|--------|--------|------|-----|-------|-----------|--------------------------|
| 1 | 4/18 | New Jersey | W 3-1 | 1-0 | 1-3 | 4-4 | 31-34 | Murphy | Peeters/Burke |
| 2 | 4/20 | New Jersey | L 2-5 | 1-1 | 1-9 | 5-8 | 30-30 | Brotten | Peeters/Burke |
| 3 | 4/22 | @ New Jersey | L 4-10 | 1-2 | 1-11 | 4-7 | 32-31 | Carlsson | Malarchuk, Peeters/Burke |
| 4 | 4/24 | @ New Jersey | W 4-1 | 2-2 | 1-9 | 5-6 | 31-25 | Sundstrom | Peeters, Malarchuk/Burke |
| 5 | 4/26 | New Jersey | L 1-3 | 2-3 | 0-6 | 4-5 | 29-31 | Kurvers | Malarchuk/Sauve |
| 6 | 4/28 | @ New Jersey | W 7-2 | 3-3 | 2-9 | 3-3 | 31-27 | Leach | Peeters/Burke, Sauve |
| 7 | 4/30 | New Jersey | L 2-3 | 3-4 | 0-5 | 3-3 | 32-26 | MacLean | Peeters/Burke |

1986-87

Patrick Division Semifinals – Washington vs. NY Islanders (best-of-seven) – NY Islanders win series 4-3

| GM | Date | Opponent | Result | Series | PP | PK | SF-SA | GWG | Goalies |
|----|------|----------------|-----------|--------|------|-----|-------|------------|----------------|
| 1 | 4/8 | NY Islanders | W 4-3 | 1-0 | 0-5 | 5-6 | 32-28 | Ridley | Peeters/Hrudey |
| 2 | 4/9 | NY Islanders | L 1-3 | 1-1 | 0-5 | 3-4 | 28-24 | Trottier | Peeters/Hrudey |
| 3 | 4/11 | @ NY Islanders | W 2-0 | 2-1 | 0-4 | 6-6 | 32-26 | Murphy | Mason/Hrudey |
| 4 | 4/12 | @ NY Islanders | W 4-1 | 3-1 | 0-10 | 5-6 | 37-26 | Christian | Mason/Hrudey |
| 5 | 4/14 | NY Islanders | L 2-4 | 3-2 | 1-6 | 5-5 | 42-24 | Gilbert | Peeters/Hrudey |
| 6 | 4/16 | @ NY Islanders | L 4-5 | 3-3 | 1-2 | 3-4 | 27-34 | Lafontaine | Mason/Hrudey |
| 7 | 4/18 | NY Islanders | L 2-3 4OT | 3-4 | 0-2 | 1-1 | 75-57 | Lafontaine | Mason/Hrudey |



Game-by-Game Playoff Results

1985-86

Patrick Division Semifinals – Washington vs. NY Islanders (best-of-five) – Washington wins series 3-0

| GM | Date | Opponent | Result | Series | PP | PK | SF-SA | GWG | Goalies |
|----|------|----------------|--------|--------|-----|-----|-------|-----------|----------------|
| 1 | 4/9 | NY Islanders | W 3-1 | 1-0 | 0-5 | 5-5 | 36-33 | Carpenter | Peeters/Hrudey |
| 2 | 4/10 | NY Islanders | W 5-2 | 2-0 | 0-2 | 1-2 | 34-29 | Stevens | Peeters/Smith |
| 3 | 4/12 | @ NY Islanders | W 3-1 | 3-0 | - | - | 23-28 | Stevens | Peeters/Hrudey |

Patrick Division Finals – Washington vs. NY Rangers (best-of-seven) – NY Rangers win series 4-2

| GM | Date | Opponent | Result | Series | PP | PK | SF-SA | GWG | Goalies |
|----|------|--------------|----------|--------|-----|-----|-------|-----------|-------------------------------|
| 1 | 4/17 | NY Rangers | L 3-4 OT | 0-1 | 0-3 | 3-3 | 27-23 | MacLellan | Peeters/Vanbiesbrouck |
| 2 | 4/19 | NY Rangers | W 8-1 | 1-1 | 2-7 | 7-7 | 39-20 | Laughlin | Peeters/Vanbiesbrouck, Hanlon |
| 3 | 4/21 | @ NY Rangers | W 6-3 | 2-1 | - | - | 28-42 | Barrett | Peeters/Vanbiesbrouck |
| 4 | 4/23 | @ NY Rangers | L 5-6 OT | 2-2 | - | - | 29-30 | Brooke | Peeters/Vanbiesbrouck |
| 5 | 4/25 | NY Rangers | L 2-4 | 2-3 | 2-6 | 2-3 | 32-27 | Sandstrom | Peeters/Vanbiesbrouck |
| 6 | 4/27 | @ NY Rangers | L 1-2 | 2-4 | - | - | 28-21 | Larouche | Peeters/Vanbiesbrouck |

1984-85

Patrick Division Semifinals – Washington vs. NY Islanders (best-of-five) – NY Islanders win series 3-2

| GM | Date | Opponent | Result | Series | PP | PK | SF-SA | GWG | Goalies |
|----|------|----------------|-----------|--------|------|-----|-------|----------|---------------|
| 1 | 4/10 | NY Islanders | W 4-3 OT | 1-0 | 2-10 | 4-5 | 42-17 | Haworth | Riggin/Smith |
| 2 | 4/11 | NY Islanders | W 2-1 2OT | 2-0 | 0-5 | 2-2 | 41-37 | Gartner | Jensen/Hrudey |
| 3 | 4/13 | @ NY Islanders | L 1-2 | 2-1 | 0-2 | 3-3 | 16-15 | Sutter | Jensen/Smith |
| 4 | 4/14 | @ NY Islanders | L 4-6 | 2-2 | 2-5 | 4-6 | 33-34 | Trottier | Jensen/Smith |
| 5 | 4/16 | NY Islanders | L 1-2 | 2-3 | 0-4 | 3-3 | 31-32 | Sutter | Riggin/Smith |

1983-84

Patrick Division Semifinals – Washington vs. Philadelphia (best-of-five) – Washington wins series 3-0

| GM | Date | Opponent | Result | Series | PP | PK | SF-SA | GWG | Goalies |
|----|------|----------------|--------|--------|-----|-----|-------|----------|--------------------------|
| 1 | 4/4 | Philadelphia | W 4-2 | 1-0 | 0-3 | 0-1 | 26-21 | Duchesne | Riggin/Froese, Lindbergh |
| 2 | 4/5 | Philadelphia | W 6-2 | 2-0 | 2-6 | 2-2 | 32-32 | Laughlin | Jensen/Froese |
| 3 | 4/7 | @ Philadelphia | W 5-1 | 3-0 | 1-2 | 4-4 | 32-38 | Laughlin | Jensen/Lindbergh, Froese |

Patrick Division Finals – Washington vs. NY Islanders (best-of-seven) – NY Islanders win series 4-1

| GM | Date | Opponent | Result | Series | PP | PK | SF-SA | GWG | Goalies |
|----|------|----------------|----------|--------|-----|-----|-------|-----------|------------------------|
| 1 | 4/12 | @ NY Islanders | W 3-2 | 1-0 | 2-6 | 2-3 | 27-18 | Laughlin | Jensen/Smith, Melanson |
| 2 | 4/13 | @ NY Islanders | L 4-5 OT | 1-1 | 4-7 | 4-5 | 35-22 | Kallur | Jensen, Riggin/Smith |
| 3 | 4/15 | NY Islanders | L 1-3 | 1-2 | 0-3 | 3-3 | 33-19 | Sutter | Riggin/Smith |
| 4 | 4/16 | NY Islanders | L 2-5 | 1-3 | 0-4 | 2-2 | 24-23 | Boutilier | Riggin, Jensen/Smith |
| 5 | 4/18 | @ NY Islanders | L 3-5 | 1-4 | 1-7 | 3-5 | 26-28 | Flatley | Jensen, Riggin/Smith |

1982-83

Patrick Division Semifinals – Washington vs. NY Islanders (best-of-five) – NY Islanders win series 3-1

| GM | Date | Opponent | Result | Series | PP | PK | SF-SA | GWG | Goalies |
|----|------|----------------|--------|--------|----|----|-------|----------|----------------------|
| 1 | 4/6 | @ NY Islanders | L 2-5 | 0-1 | - | - | 29-37 | Tonelli | Riggin/Smith |
| 2 | 4/7 | @ NY Islanders | W 4-2 | 1-1 | - | - | 39-32 | Gould | Jensen/Smith |
| 3 | 4/9 | NY Islanders | L 2-6 | 1-2 | - | - | 28-28 | Trottier | Jensen, Riggin/Smith |
| 4 | 4/10 | NY Islanders | L 3-6 | 1-3 | - | - | 31-37 | Hallin | Jensen, Riggin/Smith |



Year-by-Year Playoff Statistics

2016-17

| Player | GP | G | A | PTS | PIM |
|-------------------|----|---|---|-----|-----|
| Nicklas Backstrom | 13 | 6 | 7 | 13 | 2 |
| T.J. Oshie | 13 | 4 | 8 | 12 | 4 |
| Evgeny Kuznetsov | 13 | 5 | 5 | 10 | 8 |
| Justin Williams | 13 | 3 | 6 | 9 | 6 |
| Alex Ovechkin | 13 | 5 | 3 | 8 | 8 |
| Marcus Johansson | 13 | 2 | 6 | 8 | 2 |
| Kevin Shattenkirk | 13 | 1 | 5 | 6 | 6 |
| Andre Burakovsky | 13 | 3 | 3 | 6 | 2 |
| Lars Eller | 13 | 0 | 5 | 5 | 10 |
| Nate Schmidt | 11 | 1 | 3 | 4 | 4 |
| Matt Niskanen | 13 | 1 | 3 | 4 | 19 |
| John Carlson | 13 | 2 | 2 | 4 | 4 |
| Tom Wilson | 13 | 3 | 0 | 3 | 34 |
| Dmitry Orlov | 13 | 0 | 3 | 3 | 2 |
| Brooks Orpik | 13 | 0 | 2 | 2 | 11 |
| Daniel Winnik | 13 | 0 | 0 | 0 | 0 |
| Brett Connolly | 7 | 0 | 0 | 0 | 0 |
| Paul Carey | 1 | 0 | 0 | 0 | 0 |
| Jay Beagle | 13 | 0 | 0 | 0 | 4 |
| Karl Alzner | 7 | 0 | 0 | 0 | 2 |

| Goaltender | GP | MIN | W | L | GAA | SO | SA | PCT |
|------------------|----|-----|---|---|------|----|-----|------|
| Braden Holtby | 13 | 803 | 7 | 6 | 2.46 | 0 | 364 | .909 |
| Philipp Grubauer | 1 | 19 | 0 | 0 | 6.46 | 0 | 9 | .778 |

2015-16

| Player | GP | G | A | PTS | PIM |
|-------------------|----|---|---|-----|-----|
| Alex Ovechkin | 12 | 5 | 7 | 12 | 2 |
| John Carlson | 12 | 5 | 7 | 12 | 4 |
| Nicklas Backstrom | 12 | 2 | 9 | 11 | 8 |
| T.J. Oshie | 12 | 6 | 4 | 10 | 11 |
| Justin Williams | 12 | 3 | 4 | 7 | 14 |
| Marcus Johansson | 12 | 2 | 5 | 7 | 2 |
| Jay Beagle | 12 | 3 | 0 | 3 | 2 |
| Matt Niskanen | 12 | 0 | 3 | 3 | 6 |
| Jason Chimera | 12 | 1 | 1 | 2 | 12 |
| Evgeny Kuznetsov | 12 | 1 | 1 | 2 | 8 |
| Karl Alzner | 12 | 0 | 2 | 2 | 6 |
| Andre Burakovsky | 12 | 1 | 0 | 1 | 6 |
| Braden Holtby | 12 | 0 | 1 | 1 | 0 |
| Tom Wilson | 12 | 0 | 1 | 1 | 13 |
| Dmitry Orlov | 11 | 0 | 1 | 1 | 2 |
| Nate Schmidt | 10 | 0 | 1 | 1 | 2 |
| Taylor Chorney | 7 | 0 | 1 | 1 | 4 |
| Mike Richards | 12 | 0 | 0 | 0 | 4 |
| Daniel Winnik | 12 | 0 | 0 | 0 | 4 |
| Brooks Orpik | 6 | 0 | 0 | 0 | 10 |
| Mike Weber | 2 | 0 | 0 | 0 | 0 |

| Goaltender | GP | MIN | W | L | GAA | SO | SA | PCT |
|---------------|----|-----|---|---|------|----|-----|------|
| Braden Holtby | 12 | 732 | 6 | 6 | 1.72 | 2 | 363 | .942 |

2014-15

| Player | GP | G | A | PTS | PIM |
|-------------------|----|---|---|-----|-----|
| Alex Ovechkin | 14 | 5 | 4 | 9 | 6 |
| Joel Ward | 14 | 3 | 6 | 9 | 2 |
| Nicklas Backstrom | 14 | 3 | 5 | 8 | 2 |
| Evgeny Kuznetsov | 14 | 5 | 2 | 7 | 8 |
| Jason Chimera | 14 | 3 | 4 | 7 | 4 |
| John Carlson | 14 | 1 | 5 | 6 | 4 |
| Jay Beagle | 14 | 1 | 4 | 5 | 4 |
| Karl Alzner | 14 | 2 | 2 | 4 | 6 |
| Marcus Johansson | 14 | 1 | 3 | 4 | 2 |
| Matt Niskanen | 14 | 0 | 4 | 4 | 0 |
| Andre Burakovsky | 11 | 2 | 1 | 3 | 0 |
| Troy Brouwer | 14 | 0 | 3 | 3 | 10 |
| Brooks Laich | 14 | 1 | 1 | 2 | 0 |
| Brooks Orpik | 14 | 0 | 2 | 2 | 8 |
| Mike Green | 14 | 0 | 2 | 2 | 14 |
| Curtis Glencross | 10 | 1 | 0 | 1 | 2 |
| Tim Gleason | 14 | 0 | 1 | 1 | 5 |
| Braden Holtby | 13 | 0 | 1 | 1 | 0 |
| Tom Wilson | 13 | 0 | 1 | 1 | 25 |
| Eric Fehr | 4 | 0 | 0 | 0 | 2 |
| Michael Latta | 4 | 0 | 0 | 0 | 2 |

| Goaltender | GP | MIN | W | L | GAA | SO | SA | PCT |
|------------------|----|-----|---|---|------|----|-----|------|
| Braden Holtby | 13 | 806 | 6 | 7 | 1.71 | 1 | 412 | .944 |
| Philipp Grubauer | 1 | 60 | 1 | 0 | 3.00 | 0 | 21 | .857 |

2012-13

| Player | GP | G | A | PTS | PIM |
|-------------------|----|---|---|-----|-----|
| Mike Green | 7 | 2 | 2 | 4 | 4 |
| Mathieu Perreault | 7 | 1 | 3 | 4 | 0 |
| Joel Ward | 7 | 1 | 3 | 4 | 6 |
| Nicklas Backstrom | 7 | 1 | 2 | 3 | 0 |
| Jason Chimera | 7 | 1 | 2 | 3 | 4 |
| Karl Alzner | 7 | 1 | 1 | 2 | 2 |
| Alex Ovechkin | 7 | 1 | 1 | 2 | 4 |
| Troy Brouwer | 7 | 1 | 1 | 2 | 10 |
| Mike Ribeiro | 7 | 1 | 1 | 2 | 10 |
| Marcus Johansson | 7 | 1 | 1 | 2 | 0 |
| Jay Beagle | 7 | 1 | 0 | 1 | 4 |
| John Carlson | 7 | 0 | 1 | 1 | 4 |
| John Erskine | 7 | 0 | 1 | 1 | 4 |
| Jack Hillen | 7 | 0 | 1 | 1 | 6 |
| Steve Oleksy | 7 | 0 | 1 | 1 | 4 |
| Eric Fehr | 7 | 0 | 0 | 0 | 6 |
| Matt Hendricks | 7 | 0 | 0 | 0 | 0 |
| Martin Erat | 4 | 0 | 0 | 0 | 4 |
| Tom Wilson | 3 | 0 | 0 | 0 | 0 |

| Goaltender | GP | MIN | W | L | GAA | SO | SA | PCT |
|---------------|----|-----|---|---|------|----|-----|------|
| Braden Holtby | 7 | 433 | 3 | 4 | 2.22 | 1 | 189 | .922 |

2011-12

| Player | GP | G | A | PTS | PIM |
|-------------------|----|---|---|-----|-----|
| Alex Ovechkin | 14 | 5 | 4 | 9 | 8 |
| Nicklas Backstrom | 13 | 2 | 6 | 8 | 18 |
| Jason Chimera | 14 | 4 | 3 | 7 | 6 |
| Brooks Laich | 14 | 2 | 5 | 7 | 6 |
| John Carlson | 14 | 2 | 3 | 5 | 8 |
| Joel Ward | 14 | 1 | 4 | 5 | 6 |
| Alexander Semin | 14 | 3 | 1 | 4 | 10 |
| Mike Green | 14 | 2 | 2 | 4 | 10 |
| Troy Brouwer | 14 | 2 | 2 | 4 | 8 |
| Roman Hamrik | 14 | 1 | 3 | 4 | 12 |
| Mike Knuble | 11 | 2 | 1 | 3 | 6 |
| Marcus Johansson | 14 | 1 | 2 | 3 | 0 |
| Dennis Wideman | 14 | 0 | 3 | 3 | 2 |
| Matt Hendricks | 14 | 1 | 1 | 2 | 6 |
| Jay Beagle | 12 | 1 | 1 | 2 | 4 |
| Karl Alzner | 14 | 0 | 2 | 2 | 0 |
| Keith Aucoin | 14 | 0 | 2 | 2 | 2 |
| John Erskine | 4 | 0 | 1 | 1 | 0 |
| Jeff Schultz | 10 | 0 | 0 | 0 | 2 |
| Mathieu Perreault | 4 | 0 | 0 | 0 | 0 |
| Jeff Halpern | 2 | 0 | 0 | 0 | 4 |

| Goaltender | GP | MIN | W | L | GAA | SO | SA | PCT |
|---------------|----|-----|---|---|------|----|-----|------|
| Braden Holtby | 14 | 922 | 7 | 7 | 1.95 | 0 | 459 | .935 |

2010-11

| Player | GP | G | A | PTS | PIM |
|-------------------|----|---|---|-----|-----|
| Alex Ovechkin | 9 | 5 | 5 | 10 | 10 |
| Brooks Laich | 9 | 1 | 6 | 7 | 2 |
| Alexander Semin | 9 | 4 | 2 | 6 | 8 |
| Marcus Johansson | 9 | 2 | 4 | 6 | 0 |
| Mike Green | 8 | 1 | 5 | 6 | 8 |
| Jason Arnott | 9 | 1 | 5 | 6 | 2 |
| Jason Chimera | 9 | 2 | 2 | 4 | 2 |
| John Carlson | 9 | 2 | 1 | 3 | 4 |
| Marco Sturm | 9 | 1 | 2 | 3 | 4 |
| Mike Knuble | 6 | 2 | 0 | 2 | 8 |
| John Erskine | 9 | 1 | 1 | 2 | 6 |
| Nicklas Backstrom | 9 | 0 | 2 | 2 | 4 |
| Eric Fehr | 5 | 1 | 0 | 1 | 0 |
| Scott Hannan | 9 | 0 | 1 | 1 | 2 |
| Karl Alzner | 9 | 0 | 1 | 1 | 0 |
| Matt Bradley | 9 | 0 | 0 | 0 | 4 |
| Sean Collins | 1 | 0 | 0 | 0 | 0 |
| Matt Hendricks | 7 | 0 | 0 | 0 | 4 |
| Jeff Schultz | 9 | 0 | 0 | 0 | 6 |
| Boyd Gordon | 9 | 0 | 0 | 0 | 6 |

| Goaltender | GP | MIN | W | L | GAA | SO | SA | PCT |
|-----------------|----|-----|---|---|------|----|-----|------|
| Michal Neuvirth | 9 | 590 | 4 | 5 | 2.34 | 1 | 261 | .912 |

Year-by-Year Playoff Statistics

2009-10

| Player | GP | G | A | PTS | PIM |
|-------------------|----|---|---|-----|-----|
| Alex Ovechkin | 7 | 5 | 5 | 10 | 0 |
| Nicklas Backstrom | 7 | 5 | 4 | 9 | 4 |
| Mike Knuble | 7 | 2 | 4 | 6 | 6 |
| Eric Fehr | 7 | 3 | 1 | 4 | 4 |
| John Carlson | 7 | 1 | 3 | 4 | 0 |
| Tom Poti | 6 | 0 | 4 | 4 | 5 |
| Brooks Laich | 7 | 2 | 1 | 3 | 4 |
| Matt Bradley | 7 | 1 | 2 | 3 | 2 |
| Jason Chimera | 7 | 1 | 2 | 3 | 2 |
| Mike Green | 7 | 0 | 3 | 3 | 12 |
| Joe Corvo | 7 | 1 | 1 | 2 | 4 |
| Boyd Gordon | 6 | 1 | 1 | 2 | 0 |
| Alexander Semin | 7 | 0 | 2 | 2 | 4 |
| Eric Belanger | 7 | 0 | 1 | 1 | 4 |
| Jeff Schultz | 7 | 0 | 1 | 1 | 4 |
| Tomas Fleischmann | 6 | 0 | 1 | 1 | 6 |
| Brendan Morrison | 5 | 0 | 1 | 1 | 2 |
| Shaone Morrisonn | 5 | 0 | 0 | 0 | 2 |
| David Steckel | 3 | 0 | 0 | 0 | 0 |
| Tyler Sloan | 2 | 0 | 0 | 0 | 0 |
| Scott Walker | 1 | 0 | 0 | 0 | 0 |
| Karl Alzner | 1 | 0 | 0 | 0 | 0 |

| Goaltender | GP | MIN | W | L | GAA | SO | SA | PCT |
|-----------------|----|-----|---|---|------|----|-----|------|
| Semyon Varlamov | 6 | 349 | 3 | 3 | 2.41 | 0 | 153 | .908 |
| Jose Theodore | 2 | 81 | 0 | 1 | 3.70 | 0 | 40 | .875 |

2008-09

| Player | GP | G | A | PTS | PIM |
|-------------------|----|----|----|-----|-----|
| Alex Ovechkin | 14 | 11 | 10 | 21 | 8 |
| Nicklas Backstrom | 14 | 3 | 12 | 15 | 8 |
| Alexander Semin | 14 | 5 | 9 | 14 | 16 |
| Mike Green | 14 | 1 | 8 | 9 | 12 |
| Sergei Fedorov | 14 | 1 | 7 | 8 | 12 |
| Brooks Laich | 14 | 3 | 4 | 7 | 10 |
| Tom Poti | 14 | 2 | 5 | 7 | 4 |
| Viktor Kozlov | 14 | 4 | 2 | 6 | 6 |
| Matt Bradley | 14 | 2 | 4 | 6 | 0 |
| David Steckel | 14 | 3 | 2 | 5 | 4 |
| Tomas Fleischmann | 14 | 3 | 1 | 4 | 4 |
| Boyd Gordon | 14 | 0 | 3 | 3 | 4 |
| Milan Jurcina | 14 | 2 | 0 | 2 | 12 |
| Brian Pothier | 13 | 0 | 2 | 2 | 8 |
| Chris Clark | 8 | 1 | 0 | 1 | 8 |
| Shaone Morrisonn | 14 | 0 | 1 | 1 | 8 |
| John Erskine | 12 | 0 | 1 | 1 | 16 |
| Tyler Sloan | 2 | 0 | 1 | 1 | 0 |
| Semyon Varlamov | 13 | 0 | 0 | 0 | 2 |
| Eric Fehr | 9 | 0 | 0 | 0 | 0 |
| Donald Brashear | 4 | 0 | 0 | 0 | 18 |
| Jay Beagle | 4 | 0 | 0 | 0 | 0 |
| Michael Nylander | 3 | 0 | 0 | 0 | 2 |
| Jose Theodore | 2 | 0 | 0 | 0 | 0 |
| Jeff Schultz | 1 | 0 | 0 | 0 | 0 |

| Goaltender | GP | MIN | W | L | GAA | SO | SA | PCT |
|-----------------|----|-----|---|---|------|----|-----|------|
| Semyon Varlamov | 13 | 759 | 7 | 6 | 2.53 | 2 | 389 | .918 |
| Jose Theodore | 2 | 97 | 0 | 1 | 3.71 | 0 | 33 | .818 |

2007-08

| Player | GP | G | A | PTS | PIM |
|-------------------|----|---|---|-----|-----|
| Alex Ovechkin | 7 | 4 | 5 | 9 | 0 |
| Alexander Semin | 7 | 3 | 5 | 8 | 8 |
| Mike Green | 7 | 3 | 4 | 7 | 15 |
| Nicklas Backstrom | 7 | 4 | 2 | 6 | 2 |
| Brooks Laich | 7 | 1 | 5 | 6 | 4 |
| Sergei Fedorov | 7 | 1 | 4 | 5 | 8 |
| Viktor Kozlov | 7 | 0 | 3 | 3 | 2 |
| Donald Brashear | 7 | 1 | 1 | 2 | 0 |
| David Steckel | 7 | 1 | 1 | 2 | 4 |
| Matt Bradley | 7 | 0 | 2 | 2 | 2 |
| John Erskine | 7 | 0 | 2 | 2 | 6 |
| Steve Eminger | 5 | 1 | 0 | 1 | 2 |
| Eric Fehr | 5 | 1 | 0 | 1 | 0 |
| Tom Poti | 7 | 0 | 1 | 1 | 8 |
| Shaone Morrisonn | 7 | 0 | 1 | 1 | 6 |
| Tomas Fleischmann | 2 | 0 | 0 | 0 | 0 |
| Jeff Schultz | 2 | 0 | 0 | 0 | 2 |
| Matt Cooke | 7 | 0 | 0 | 0 | 4 |
| Cristobal Huet | 7 | 0 | 0 | 0 | 2 |
| Milan Jurcina | 7 | 0 | 0 | 0 | 6 |
| Boyd Gordon | 7 | 0 | 0 | 0 | 0 |

| Goaltender | GP | MIN | W | L | GAA | SO | SA | PCT |
|----------------|----|-----|---|---|------|----|-----|------|
| Cristobal Huet | 7 | 451 | 3 | 4 | 2.93 | 0 | 242 | .909 |

2002-03

| Player | GP | G | A | PTS | PIM |
|-------------------|----|---|---|-----|-----|
| Jaromir Jagr | 6 | 2 | 5 | 7 | 2 |
| Peter Bondra | 6 | 4 | 2 | 6 | 8 |
| Michael Nylander | 6 | 3 | 2 | 5 | 8 |
| Sergei Gonchar | 6 | 0 | 5 | 5 | 4 |
| Dainius Zubrus | 6 | 2 | 2 | 4 | 4 |
| Robert Lang | 6 | 2 | 1 | 3 | 2 |
| Mike Grier | 6 | 1 | 1 | 2 | 2 |
| Brendan Witt | 6 | 1 | 0 | 1 | 0 |
| Ivan Ciernik | 2 | 0 | 1 | 1 | 6 |
| Sergei Berezin | 6 | 0 | 1 | 1 | 0 |
| Jason Doig | 6 | 0 | 1 | 1 | 6 |
| Jeff Halpern | 6 | 0 | 1 | 1 | 2 |
| Calle Johansson | 6 | 0 | 1 | 1 | 0 |
| Brian Sutherby | 5 | 0 | 0 | 0 | 10 |
| Ken Klee | 6 | 0 | 0 | 0 | 6 |
| Steve Konowalchuk | 6 | 0 | 0 | 0 | 6 |
| Joel Kwiatkowski | 6 | 0 | 0 | 0 | 2 |
| Trent Whitfield | 6 | 0 | 0 | 0 | 10 |

| Goaltender | GP | MIN | W | L | GAA | SO | SA | PCT |
|-------------|----|-----|---|---|------|----|-----|------|
| Olie Kolzig | 6 | 404 | 2 | 4 | 2.08 | 1 | 192 | .927 |

2000-01

| Player | GP | G | A | PTS | PIM |
|-------------------|----|---|---|-----|-----|
| Steve Konowalchuk | 6 | 2 | 3 | 5 | 14 |
| Jeff Halpern | 6 | 2 | 3 | 5 | 17 |
| Sergei Gonchar | 6 | 1 | 3 | 4 | 2 |
| Trevor Linden | 6 | 0 | 4 | 4 | 14 |
| Calle Johansson | 6 | 1 | 2 | 3 | 2 |
| Peter Bondra | 6 | 2 | 0 | 2 | 2 |
| Brendan Witt | 6 | 2 | 0 | 2 | 12 |
| Ulf Dahlen | 6 | 0 | 1 | 1 | 2 |
| Ken Klee | 6 | 0 | 1 | 1 | 8 |
| Chris Simon | 6 | 0 | 1 | 1 | 4 |
| Glen Metropolit | 1 | 0 | 0 | 0 | 0 |
| Dmitri Khristich | 3 | 0 | 0 | 0 | 0 |
| Joe Reekie | 4 | 0 | 0 | 0 | 4 |
| Sylvain Cote | 5 | 0 | 0 | 0 | 2 |
| Trent Whitfield | 5 | 0 | 0 | 0 | 2 |
| Adam Oates | 6 | 0 | 0 | 0 | 0 |
| Joe Sacco | 6 | 0 | 0 | 0 | 2 |
| Rob Zettler | 6 | 0 | 0 | 0 | 0 |
| Andrei Nikolishin | 6 | 0 | 0 | 0 | 2 |
| Dainius Zubrus | 6 | 0 | 0 | 0 | 2 |

| Goaltender | GP | MIN | W | L | GAA | SO | SA | PCT |
|-------------|----|-----|---|---|------|----|-----|------|
| Olie Kolzig | 6 | 375 | 2 | 4 | 2.24 | 1 | 153 | .908 |

1999-00

| Player | GP | G | A | PTS | PIM |
|-------------------|----|---|---|-----|-----|
| Jeff Halpern | 5 | 2 | 1 | 3 | 0 |
| Calle Johansson | 5 | 1 | 2 | 3 | 0 |
| Adam Oates | 5 | 0 | 3 | 3 | 4 |
| Chris Simon | 4 | 2 | 0 | 2 | 24 |
| Peter Bondra | 5 | 1 | 1 | 2 | 4 |
| Andrei Nikolishin | 5 | 0 | 2 | 2 | 4 |
| Sergei Gonchar | 5 | 1 | 0 | 1 | 6 |
| Steve Konowalchuk | 5 | 1 | 0 | 1 | 2 |
| Ulf Dahlen | 5 | 0 | 1 | 1 | 2 |
| Ken Klee | 5 | 0 | 1 | 1 | 10 |
| Joe Reekie | 5 | 0 | 1 | 1 | 2 |
| Jim McKenzie | 1 | 0 | 0 | 0 | 0 |
| Glen Metropolit | 2 | 0 | 0 | 0 | 2 |
| Trent Whitfield | 3 | 0 | 0 | 0 | 0 |
| Brendan Witt | 3 | 0 | 0 | 0 | 0 |
| Terry Yake | 3 | 0 | 0 | 0 | 0 |
| Dmitri Mironov | 4 | 0 | 0 | 0 | 4 |
| Joe Murphy | 5 | 0 | 0 | 0 | 8 |
| Joe Sacco | 5 | 0 | 0 | 0 | 4 |
| Richard Zednik | 5 | 0 | 0 | 0 | 5 |
| Rob Zettler | 5 | 0 | 0 | 0 | 2 |

| Goaltender | GP | MIN | W | L | GAA | SO | SA | PCT |
|------------------|----|-----|---|---|------|----|----|------|
| Craig Billington | 1 | 20 | 0 | 0 | 3.00 | 0 | 5 | .833 |
| Olie Kolzig | 5 | 284 | 1 | 4 | 3.40 | 0 | 87 | .845 |



Year-by-Year Playoff Statistics

1997-98

| Player | GP | G | A | PTS | PIM |
|-----------------------|----|---|----|-----|-----|
| Joe Juneau | 21 | 7 | 10 | 17 | 8 |
| Adam Oates | 21 | 6 | 11 | 17 | 8 |
| Andrei Nikolishin | 21 | 1 | 13 | 14 | 12 |
| Brian Bellows | 21 | 6 | 7 | 13 | 6 |
| Peter Bondra | 17 | 7 | 5 | 12 | 12 |
| Sergei Gonchar | 21 | 7 | 4 | 11 | 30 |
| Richard Zednik | 17 | 7 | 3 | 10 | 16 |
| Calle Johansson | 21 | 2 | 8 | 10 | 16 |
| Esa Tikkanen | 21 | 3 | 3 | 6 | 20 |
| Phil Housley | 18 | 0 | 4 | 4 | 4 |
| Dale Hunter | 21 | 0 | 4 | 4 | 30 |
| Todd Krygier | 13 | 1 | 2 | 3 | 6 |
| Joe Reekie | 21 | 1 | 2 | 3 | 20 |
| Mark Tinordi | 21 | 1 | 2 | 3 | 42 |
| Michal Pivonka | 13 | 0 | 3 | 3 | 0 |
| Jeff Brown | 2 | 0 | 2 | 2 | 0 |
| Mike Eagles | 12 | 0 | 2 | 2 | 2 |
| Ken Klee | 9 | 1 | 0 | 1 | 10 |
| Brendan Witt | 16 | 1 | 0 | 1 | 14 |
| Chris Simon | 18 | 1 | 0 | 1 | 26 |
| Craig Berube | 21 | 1 | 0 | 1 | 21 |
| Kelly Miller | 10 | 0 | 1 | 1 | 4 |
| Jeff Toms | 1 | 0 | 0 | 0 | 0 |
| Jaroslav Svejkskovsky | 1 | 0 | 0 | 0 | 2 |
| Olie Kolzig | 21 | 0 | 0 | 0 | 4 |

| Goaltender | GP | MIN | W | L | GAA | SO | SA | PCT |
|-------------|----|------|----|---|------|----|-----|------|
| Olie Kolzig | 21 | 1351 | 12 | 9 | 1.95 | 4 | 740 | .941 |

1995-96

| Player | GP | G | A | PTS | PIM |
|-------------------|----|---|---|-----|-----|
| Joe Juneau | 5 | 0 | 7 | 7 | 6 |
| Sergei Gonchar | 6 | 2 | 4 | 6 | 4 |
| Dale Hunter | 6 | 1 | 5 | 6 | 24 |
| Peter Bondra | 6 | 2 | 3 | 5 | 8 |
| Michal Pivonka | 6 | 3 | 2 | 5 | 18 |
| Andrew Brunette | 6 | 1 | 3 | 4 | 0 |
| Pat Peake | 5 | 2 | 1 | 3 | 12 |
| Sylvain Cote | 6 | 2 | 0 | 2 | 12 |
| Todd Krygier | 6 | 2 | 0 | 2 | 12 |
| Mike Eagles | 6 | 1 | 1 | 2 | 2 |
| Steve Konowalchuk | 2 | 0 | 2 | 2 | 0 |
| Kelly Miller | 6 | 0 | 1 | 1 | 4 |
| Ken Klee | 1 | 0 | 0 | 0 | 0 |
| Nolan Baumgartner | 1 | 0 | 0 | 0 | 10 |
| Craig Berube | 2 | 0 | 0 | 0 | 19 |
| Keith Jones | 2 | 0 | 0 | 0 | 7 |
| Kevin Kaminski | 3 | 0 | 0 | 0 | 16 |
| Jeff Nelson | 3 | 0 | 0 | 0 | 4 |
| Jim Carey | 3 | 0 | 0 | 0 | 0 |
| Olaf Kolzig | 5 | 0 | 0 | 0 | 4 |
| Stefan Ustorf | 5 | 0 | 0 | 0 | 0 |
| Jim Johnson | 6 | 0 | 0 | 0 | 6 |
| Mark Tinordi | 6 | 0 | 0 | 0 | 16 |
| Eric Charron | 6 | 0 | 0 | 0 | 8 |
| Steve Poapst | 6 | 0 | 0 | 0 | 0 |

| Goaltender | GP | MIN | W | L | GAA | SO | SA | PCT |
|-------------|----|-----|---|---|------|----|-----|------|
| Jim Carey | 3 | 97 | 0 | 1 | 6.19 | 0 | 39 | .744 |
| Olie Kolzig | 5 | 341 | 2 | 3 | 1.94 | 0 | 167 | .934 |

1994-95

| Player | GP | G | A | PTS | PIM |
|-------------------|----|---|---|-----|-----|
| Peter Bondra | 7 | 5 | 3 | 8 | 10 |
| Dale Hunter | 7 | 4 | 4 | 8 | 24 |
| Keith Jones | 7 | 4 | 4 | 8 | 22 |
| Joe Juneau | 7 | 2 | 6 | 8 | 2 |
| Steve Konowalchuk | 7 | 2 | 5 | 7 | 12 |
| Dmitri Khristich | 7 | 1 | 4 | 5 | 0 |
| Michal Pivonka | 7 | 1 | 4 | 5 | 21 |
| Calle Johansson | 7 | 3 | 1 | 4 | 0 |
| Sergei Gonchar | 7 | 2 | 2 | 4 | 2 |
| Sylvain Cote | 7 | 1 | 3 | 4 | 2 |
| Kelly Miller | 7 | 0 | 3 | 3 | 4 |
| Mike Eagles | 7 | 0 | 2 | 2 | 4 |
| Jim Johnson | 7 | 0 | 2 | 2 | 8 |
| Rob Pearson | 3 | 1 | 0 | 1 | 17 |
| Mark Tinordi | 1 | 0 | 0 | 0 | 2 |
| Dave Poulin | 2 | 0 | 0 | 0 | 0 |
| Igor Ulanov | 2 | 0 | 0 | 0 | 4 |
| Kevin Kaminski | 5 | 0 | 0 | 0 | 36 |
| Craig Berube | 7 | 0 | 0 | 0 | 29 |
| Joe Reekie | 7 | 0 | 0 | 0 | 2 |
| Ken Klee | 7 | 0 | 0 | 0 | 4 |
| Jim Carey | 7 | 0 | 0 | 0 | 4 |

| Goaltender | GP | MIN | W | L | GAA | SO | SA | PCT |
|-------------|----|-----|---|---|------|----|-----|------|
| Olie Kolzig | 2 | 44 | 1 | 0 | 1.36 | 0 | 21 | .952 |
| Byron Dafoe | 1 | 20 | 0 | 0 | 3.00 | 0 | 3 | .667 |
| Jim Carey | 7 | 358 | 2 | 4 | 4.19 | 0 | 151 | .834 |

1993-94

| Player | GP | G | A | PTS | PIM |
|-------------------|----|---|---|-----|-----|
| Mike Ridley | 11 | 4 | 6 | 10 | 6 |
| Joe Juneau | 11 | 4 | 5 | 9 | 6 |
| Kelly Miller | 11 | 2 | 7 | 9 | 0 |
| Sylvain Cote | 9 | 1 | 8 | 9 | 6 |
| Michal Pivonka | 7 | 4 | 4 | 8 | 4 |
| Kevin Hatcher | 11 | 3 | 4 | 7 | 37 |
| Peter Bondra | 9 | 2 | 4 | 6 | 4 |
| Dmitri Khristich | 11 | 2 | 3 | 5 | 10 |
| Dave Poulin | 11 | 2 | 2 | 4 | 19 |
| Calle Johansson | 6 | 1 | 3 | 4 | 4 |
| Joe Reekie | 11 | 2 | 1 | 3 | 29 |
| Dale Hunter | 7 | 0 | 3 | 3 | 14 |
| Todd Krygier | 5 | 2 | 0 | 2 | 10 |
| John Slaney | 11 | 1 | 1 | 2 | 2 |
| Randy Burridge | 11 | 0 | 2 | 2 | 12 |
| Jason Woolley | 4 | 1 | 0 | 1 | 4 |
| Shawn Anderson | 8 | 1 | 0 | 1 | 12 |
| Pat Peake | 8 | 0 | 1 | 1 | 8 |
| Keith Jones | 11 | 0 | 1 | 1 | 36 |
| Steve Konowalchuk | 11 | 0 | 1 | 1 | 10 |
| Todd Nelson | 4 | 0 | 0 | 0 | 0 |
| Don Beaupre | 8 | 0 | 0 | 0 | 2 |
| Craig Berube | 8 | 0 | 0 | 0 | 21 |

| Goaltender | GP | MIN | W | L | GAA | SO | SA | PCT |
|----------------|----|-----|---|---|------|----|-----|------|
| Byron Dafoe | 2 | 118 | 0 | 2 | 2.54 | 0 | 39 | .872 |
| Don Beaupre | 8 | 429 | 5 | 2 | 2.94 | 1 | 191 | .890 |
| Rick Tabaracci | 2 | 111 | 0 | 2 | 3.24 | 0 | 50 | .880 |

1992-93

| Player | GP | G | A | PTS | PIM |
|-------------------|----|---|---|-----|-----|
| Dale Hunter | 6 | 7 | 1 | 8 | 35 |
| Dmitri Khristich | 6 | 2 | 5 | 7 | 2 |
| Al Iafrate | 6 | 6 | 0 | 6 | 4 |
| Mike Ridley | 6 | 1 | 5 | 6 | 0 |
| Peter Bondra | 6 | 0 | 6 | 6 | 0 |
| Pat Elynuik | 6 | 3 | 2 | 5 | 19 |
| Calle Johansson | 6 | 0 | 5 | 5 | 6 |
| Kelly Miller | 6 | 0 | 3 | 3 | 2 |
| Sylvain Cote | 6 | 1 | 1 | 2 | 4 |
| Todd Krygier | 6 | 1 | 1 | 2 | 4 |
| Paul Cavallini | 6 | 0 | 2 | 2 | 18 |
| Michal Pivonka | 6 | 0 | 2 | 2 | 0 |
| Randy Burridge | 4 | 1 | 0 | 1 | 0 |
| Steve Konowalchuk | 2 | 0 | 1 | 1 | 0 |
| Kevin Hatcher | 6 | 0 | 1 | 1 | 14 |
| Alan May | 6 | 0 | 1 | 1 | 6 |
| Don Beaupre | 2 | 0 | 0 | 0 | 0 |
| Rick Tabaracci | 4 | 0 | 0 | 0 | 4 |
| Shawn Anderson | 6 | 0 | 0 | 0 | 0 |
| Keith Jones | 6 | 0 | 0 | 0 | 10 |

| Goaltender | GP | MIN | W | L | GAA | SO | SA | PCT |
|----------------|----|-----|---|---|------|----|-----|------|
| Rick Tabaracci | 4 | 304 | 1 | 3 | 2.76 | 0 | 160 | .913 |
| Don Beaupre | 2 | 119 | 1 | 1 | 4.54 | 0 | 65 | .862 |

1991-92

| Player | GP | G | A | PTS | PIM |
|------------------|----|---|----|-----|-----|
| Mike Ridley | 7 | 0 | 11 | 11 | 0 |
| Dino Ciccarelli | 7 | 5 | 4 | 9 | 14 |
| Peter Bondra | 7 | 6 | 2 | 8 | 4 |
| Al Iafrate | 7 | 4 | 2 | 6 | 14 |
| Kevin Hatcher | 7 | 2 | 4 | 6 | 19 |
| Michal Pivonka | 7 | 1 | 5 | 6 | 13 |
| Dmitri Khristich | 7 | 3 | 2 | 5 | 15 |
| Dale Hunter | 7 | 1 | 4 | 5 | 16 |
| Calle Johansson | 7 | 0 | 5 | 5 | 4 |
| Todd Krygier | 5 | 2 | 1 | 3 | 4 |
| Sylvain Cote | 7 | 1 | 2 | 3 | 4 |
| Kelly Miller | 7 | 1 | 2 | 3 | 4 |
| John Druce | 7 | 1 | 0 | 1 | 2 |
| Randy Burridge | 2 | 0 | 1 | 1 | 0 |
| Rod Langway | 7 | 0 | 1 | 1 | 2 |
| Paul MacDermid | 7 | 0 | 1 | 1 | 22 |
| Dave Tippett | 7 | 0 | 1 | 1 | 0 |
| Brad Schlegel | 7 | 0 | 1 | 1 | 2 |
| Alan May | 7 | 0 | 0 | 0 | 0 |

| Goaltender | GP | MIN | W | L | GAA | SO | SA | PCT |
|-------------|----|-----|---|---|------|----|-----|------|
| Don Beaupre | 7 | 419 | 3 | 4 | 3.15 | 0 | 212 | .896 |

Year-by-Year Playoff Statistics

1990-91

| Player | GP | G | A | PTS | PIM |
|------------------|----|---|---|-----|-----|
| Dale Hunter | 11 | 1 | 9 | 10 | 41 |
| Dino Ciccarelli | 11 | 5 | 4 | 9 | 22 |
| Calle Johansson | 10 | 2 | 7 | 9 | 8 |
| Mike Ridley | 11 | 3 | 4 | 7 | 8 |
| Kelly Miller | 11 | 4 | 2 | 6 | 6 |
| Kevin Hatcher | 11 | 3 | 3 | 6 | 8 |
| Dave Tippett | 10 | 2 | 3 | 5 | 8 |
| Michal Pivonka | 11 | 2 | 3 | 5 | 8 |
| Al Iafate | 10 | 1 | 3 | 4 | 22 |
| Dmitri Khristich | 11 | 1 | 3 | 4 | 6 |
| Stephen Leach | 9 | 1 | 2 | 3 | 8 |
| Mike Lalor | 10 | 1 | 2 | 3 | 8 |
| Tim Bergland | 11 | 1 | 1 | 2 | 12 |
| John Druce | 11 | 1 | 1 | 2 | 7 |
| Alan May | 11 | 1 | 1 | 2 | 37 |
| Rod Langway | 11 | 0 | 2 | 2 | 6 |
| Peter Bondra | 4 | 0 | 1 | 1 | 2 |
| Nick Kypreos | 9 | 0 | 1 | 1 | 38 |
| Jeff Greenlaw | 1 | 0 | 0 | 0 | 2 |
| Kent Paynter | 1 | 0 | 0 | 0 | 0 |
| Mike Liut | 2 | 0 | 0 | 0 | 0 |
| Neil Sheehy | 2 | 0 | 0 | 0 | 19 |
| Ken Sabourin | 11 | 0 | 0 | 0 | 34 |

| Goaltender | GP | MIN | W | L | GAA | SO | SA | PCT |
|-------------|----|-----|---|---|------|----|-----|------|
| Don Beaupre | 11 | 624 | 5 | 5 | 2.79 | 1 | 294 | .901 |
| Mike Liut | 2 | 48 | 0 | 1 | 5.00 | 0 | 30 | .867 |

1989-90

| Player | GP | G | A | PTS | PIM |
|--------------------|----|----|---|-----|-----|
| John Druce | 15 | 14 | 3 | 17 | 23 |
| Geoff Courttnall | 15 | 4 | 9 | 13 | 32 |
| Dale Hunter | 15 | 4 | 8 | 12 | 61 |
| Dino Ciccarelli | 8 | 8 | 3 | 11 | 6 |
| Scott Stevens | 15 | 2 | 7 | 9 | 25 |
| Kelly Miller | 15 | 3 | 5 | 8 | 23 |
| John Tucker | 12 | 1 | 7 | 8 | 0 |
| Kevin Hatcher | 11 | 0 | 8 | 8 | 32 |
| Mike Ridley | 14 | 3 | 4 | 7 | 8 |
| Calle Johansson | 15 | 1 | 6 | 7 | 4 |
| Bob Rouse | 15 | 2 | 3 | 5 | 47 |
| Rod Langway | 15 | 1 | 4 | 5 | 12 |
| Stephen Leach | 14 | 2 | 2 | 4 | 8 |
| Bob Joyce | 14 | 2 | 1 | 3 | 9 |
| Tim Bergland | 15 | 1 | 1 | 2 | 10 |
| Michal Pivonka | 11 | 0 | 2 | 2 | 6 |
| Nick Kypreos | 7 | 1 | 0 | 1 | 15 |
| Neil Sheehy | 10 | 0 | 1 | 1 | 92 |
| Steve Maltais | 1 | 0 | 0 | 0 | 0 |
| Scott Kleinendorst | 3 | 0 | 0 | 0 | 0 |
| Kent Paynter | 3 | 0 | 0 | 0 | 10 |
| Don Beaupre | 8 | 0 | 0 | 0 | 2 |
| Rob Murray | 9 | 0 | 0 | 0 | 18 |
| Alan May | 15 | 0 | 0 | 0 | 37 |

| Goaltender | GP | MIN | W | L | GAA | SO | SA | PCT |
|-------------|----|-----|---|---|------|----|-----|------|
| Don Beaupre | 8 | 401 | 4 | 3 | 2.69 | 0 | 187 | .904 |
| Mike Liut | 9 | 507 | 4 | 4 | 3.31 | 0 | 223 | .874 |

1988-89

| Player | GP | G | A | PTS | PIM |
|-------------------|----|---|---|-----|-----|
| Geoff Courttnall | 6 | 2 | 5 | 7 | 12 |
| Dino Ciccarelli | 6 | 3 | 3 | 6 | 12 |
| Bengt Gustafsson | 4 | 2 | 3 | 5 | 6 |
| Kevin Hatcher | 6 | 1 | 4 | 5 | 20 |
| Scott Stevens | 6 | 1 | 4 | 5 | 11 |
| Mike Ridley | 6 | 0 | 5 | 5 | 2 |
| Michal Pivonka | 6 | 3 | 1 | 4 | 10 |
| Dale Hunter | 6 | 0 | 4 | 4 | 27 |
| Calle Johansson | 6 | 1 | 2 | 3 | 0 |
| Bob Rouse | 6 | 2 | 0 | 2 | 4 |
| Dave Christian | 6 | 1 | 1 | 2 | 0 |
| Bob Gould | 6 | 0 | 2 | 2 | 0 |
| Lou Franceschetti | 6 | 1 | 0 | 1 | 8 |
| Stephen Leach | 6 | 1 | 9 | 1 | 12 |
| Kelly Miller | 6 | 1 | 0 | 1 | 2 |
| Chris Felix | 1 | 0 | 1 | 1 | 0 |
| Yvon Corriveau | 1 | 0 | 0 | 0 | 0 |
| John Druce | 1 | 0 | 0 | 0 | 0 |
| Doug Wickenheiser | 5 | 0 | 0 | 0 | 2 |
| Rod Langway | 6 | 0 | 0 | 0 | 6 |
| Pete Peeters | 6 | 0 | 0 | 0 | 2 |
| Neil Sheehy | 6 | 0 | 0 | 0 | 19 |

| Goaltender | GP | MIN | W | L | GAA | SO | SA | PCT |
|--------------|----|-----|---|---|------|----|-----|------|
| Pete Peeters | 6 | 359 | 2 | 4 | 4.01 | 0 | 164 | .853 |

1987-88

| Player | GP | G | A | PTS | PIM |
|-------------------|----|---|----|-----|-----|
| Bengt Gustafsson | 14 | 4 | 9 | 13 | 6 |
| Michal Pivonka | 14 | 4 | 9 | 13 | 4 |
| Dale Hunter | 14 | 7 | 5 | 12 | 98 |
| Kevin Hatcher | 14 | 5 | 7 | 12 | 55 |
| Scott Stevens | 13 | 1 | 11 | 12 | 46 |
| Mike Ridley | 14 | 6 | 5 | 11 | 10 |
| Dave Christian | 14 | 5 | 6 | 11 | 6 |
| Larry Murphy | 13 | 4 | 4 | 8 | 33 |
| Kelly Miller | 13 | 4 | 4 | 8 | 10 |
| Mike Gartner | 14 | 3 | 4 | 7 | 14 |
| Garry Galley | 13 | 2 | 4 | 6 | 13 |
| Greg Adams | 14 | 0 | 5 | 5 | 58 |
| Bob Gould | 14 | 3 | 1 | 4 | 21 |
| Stephen Leach | 3 | 2 | 1 | 3 | 0 |
| Yvon Corriveau | 13 | 1 | 2 | 3 | 30 |
| Peter Sundstrom | 14 | 2 | 0 | 2 | 6 |
| Grant Ledyard | 14 | 1 | 0 | 1 | 3 |
| Chris Felix | 1 | 0 | 0 | 0 | 0 |
| Jeff Greenlaw | 1 | 0 | 0 | 0 | 19 |
| Grant Jennings | 1 | 0 | 0 | 0 | 0 |
| Ed Kastelic | 1 | 0 | 0 | 0 | 19 |
| Lou Franceschetti | 4 | 0 | 0 | 0 | 14 |
| Clint Malarchuk | 4 | 0 | 0 | 0 | 2 |
| Rod Langway | 6 | 0 | 0 | 0 | 8 |
| Greg Smith | 9 | 0 | 0 | 0 | 23 |
| Pete Peeters | 12 | 0 | 0 | 0 | 4 |

| Goaltender | GP | MIN | W | L | GAA | SO | SA | PCT |
|-----------------|----|-----|---|---|------|----|-----|------|
| Pete Peeters | 12 | 654 | 7 | 5 | 3.12 | 0 | 326 | .895 |
| Clint Malarchuk | 4 | 193 | 0 | 2 | 4.66 | 0 | 95 | .842 |

1986-87

| Player | GP | G | A | PTS | PIM |
|-------------------|----|---|---|-----|-----|
| Mike Gartner | 7 | 4 | 3 | 7 | 14 |
| Scott Stevens | 7 | 0 | 5 | 5 | 19 |
| Kelly Miller | 7 | 2 | 2 | 4 | 0 |
| Larry Murphy | 7 | 2 | 2 | 4 | 6 |
| Greg Adams | 7 | 1 | 3 | 4 | 38 |
| Dave Christian | 7 | 1 | 3 | 4 | 6 |
| Gaetan Duchesne | 7 | 3 | 0 | 3 | 14 |
| Mike Ridley | 7 | 2 | 1 | 3 | 6 |
| Alan Haworth | 6 | 0 | 3 | 3 | 7 |
| Bob Gould | 7 | 0 | 3 | 3 | 8 |
| Michal Pivonka | 7 | 1 | 1 | 2 | 2 |
| Grant Martin | 1 | 1 | 0 | 1 | 2 |
| Ed Kastelic | 5 | 1 | 0 | 1 | 13 |
| Kevin Hatcher | 7 | 1 | 0 | 1 | 20 |
| John Blum | 6 | 0 | 1 | 1 | 4 |
| Rod Langway | 7 | 0 | 1 | 1 | 2 |
| Craig Laughlin | 1 | 0 | 0 | 0 | 0 |
| Garry Galley | 2 | 0 | 0 | 0 | 0 |
| Pete Peeters | 3 | 0 | 0 | 0 | 2 |
| Lou Franceschetti | 7 | 0 | 0 | 0 | 23 |
| Dave Jensen | 7 | 0 | 0 | 0 | 2 |
| Greg Smith | 7 | 0 | 0 | 0 | 11 |

| Goaltender | GP | MIN | W | L | GAA | SO | SA | PCT |
|--------------|----|-----|---|---|------|----|-----|------|
| Bob Mason | 4 | 309 | 2 | 2 | 1.75 | 1 | 143 | .937 |
| Pete Peeters | 3 | 180 | 1 | 2 | 3.00 | 0 | 76 | .880 |

1985-86

| Player | GP | G | A | PTS | PIM |
|-------------------|----|---|----|-----|-----|
| Mike Gartner | 9 | 2 | 10 | 12 | 4 |
| Scott Stevens | 9 | 3 | 8 | 11 | 12 |
| Alan Haworth | 9 | 4 | 6 | 10 | 11 |
| Bob Carpenter | 9 | 5 | 4 | 9 | 12 |
| Dave Christian | 9 | 4 | 4 | 8 | 0 |
| Gaetan Duchesne | 9 | 4 | 3 | 7 | 12 |
| Bob Gould | 9 | 4 | 3 | 7 | 11 |
| Larry Murphy | 9 | 1 | 5 | 6 | 6 |
| Greg Adams | 9 | 1 | 3 | 4 | 27 |
| John Barrett | 9 | 1 | 2 | 3 | 35 |
| Greg Smith | 9 | 1 | 2 | 3 | 9 |
| Jorgen Pettersson | 8 | 1 | 2 | 3 | 2 |
| Rod Langway | 9 | 1 | 2 | 3 | 6 |
| Craig Laughlin | 9 | 1 | 2 | 3 | 10 |
| Yvon Corriveau | 4 | 0 | 3 | 3 | 2 |
| Kevin Hatcher | 9 | 1 | 1 | 2 | 19 |
| Stephen Leach | 6 | 0 | 1 | 1 | 0 |
| Dwight Schofield | 3 | 0 | 0 | 0 | 14 |
| Marc Taylor | 3 | 0 | 0 | 0 | 0 |
| Dave Jensen | 4 | 0 | 0 | 0 | 0 |
| Lou Franceschetti | 8 | 0 | 0 | 0 | 15 |
| Pete Peeters | 9 | 0 | 0 | 0 | 2 |

| Goaltender | GP | MIN | W | L | GAA | SO | SA | PCT |
|--------------|----|-----|---|---|------|----|-----|------|
| Pete Peeters | 9 | 544 | 5 | 4 | 2.65 | 0 | 253 | .905 |



Year-by-Year Playoff Statistics

1984-85

| Player | GP | G | A | PTS | PIM |
|-------------------|----|---|---|-----|-----|
| Mike Gartner | 5 | 4 | 3 | 7 | 9 |
| Larry Murphy | 5 | 2 | 3 | 5 | 0 |
| Bob Carpenter | 5 | 1 | 4 | 5 | 8 |
| Bengt Gustafsson | 5 | 1 | 3 | 4 | 0 |
| Dave Christian | 5 | 1 | 1 | 2 | 0 |
| Lou Franceschetti | 5 | 1 | 1 | 2 | 15 |
| Alan Haworth | 5 | 1 | 0 | 1 | 0 |
| Doug Jarvis | 5 | 1 | 0 | 1 | 0 |
| Gaetan Duchesne | 5 | 0 | 1 | 1 | 7 |
| Bob Gould | 5 | 0 | 1 | 1 | 2 |
| Rod Langway | 5 | 0 | 1 | 1 | 6 |
| Mike McEwen | 5 | 0 | 1 | 1 | 4 |
| Scott Stevens | 5 | 0 | 1 | 1 | 20 |
| Darren Veitch | 5 | 0 | 1 | 1 | 4 |
| Kevin Hatcher | 1 | 0 | 0 | 0 | 0 |
| Mikko Leinonen | 1 | 0 | 0 | 0 | 0 |
| Peter Anderson | 2 | 0 | 0 | 0 | 0 |
| Timo Blomquist | 2 | 0 | 0 | 0 | 0 |
| Al Jensen | 3 | 0 | 0 | 0 | 2 |
| Gary Sampson | 4 | 0 | 0 | 0 | 0 |
| Greg Adams | 5 | 0 | 0 | 0 | 9 |
| Craig Laughlin | 5 | 0 | 0 | 0 | 2 |

| Goaltender | GP | MIN | W | L | GAA | SO | SA | PCT |
|------------|----|-----|---|---|------|----|----|------|
| Al Jensen | 3 | 201 | 1 | 2 | 2.39 | 0 | 86 | .906 |
| Pat Riggan | 2 | 122 | 1 | 1 | 2.46 | 0 | 39 | .872 |

1983-84

| Player | GP | G | A | PTS | PIM |
|-------------------|----|---|---|-----|-----|
| Mike Gartner | 8 | 3 | 7 | 10 | 16 |
| Dave Christian | 8 | 5 | 4 | 9 | 5 |
| Scott Stevens | 8 | 1 | 8 | 9 | 5 |
| Craig Laughlin | 8 | 4 | 2 | 6 | 6 |
| Alan Haworth | 8 | 3 | 2 | 5 | 4 |
| Bengt Gustafsson | 8 | 2 | 3 | 5 | 0 |
| Bryan Erickson | 8 | 3 | 2 | 5 | 7 |
| Doug Jarvis | 8 | 2 | 3 | 5 | 6 |
| Rod Langway | 8 | 0 | 5 | 5 | 7 |
| Bob Carpenter | 8 | 2 | 1 | 3 | 25 |
| Gaetan Duchesne | 8 | 2 | 1 | 3 | 2 |
| Larry Murphy | 8 | 0 | 3 | 3 | 6 |
| Bob Gould | 5 | 0 | 2 | 2 | 4 |
| Glen Currie | 8 | 1 | 0 | 1 | 0 |
| Gary Sampson | 8 | 1 | 0 | 1 | 0 |
| Peter Andersson | 3 | 0 | 1 | 1 | 2 |
| Darren Veitch | 5 | 0 | 1 | 1 | 15 |
| Al Jensen | 6 | 0 | 1 | 1 | 2 |
| Dave Shand | 8 | 0 | 1 | 1 | 13 |
| Greg Adams | 1 | 0 | 0 | 0 | 0 |
| Andre Hidi | 2 | 0 | 0 | 0 | 0 |
| Lou Franceschetti | 3 | 0 | 0 | 0 | 8 |
| Pat Riggan | 5 | 0 | 0 | 0 | 2 |
| Timo Blomqvist | 8 | 0 | 0 | 0 | 8 |

| Goaltender | GP | MIN | W | L | GAA | SO | SA | PCT |
|------------|----|-----|---|---|------|----|-----|------|
| Pat Riggan | 5 | 230 | 1 | 3 | 2.35 | 0 | 81 | .888 |
| Al Jensen | 6 | 258 | 3 | 1 | 3.26 | 0 | 120 | .882 |

1982-83

| Player | GP | G | A | PTS | PIM |
|------------------|----|---|---|-----|-----|
| Bob Gould | 4 | 5 | 0 | 5 | 4 |
| Glen Currie | 4 | 0 | 3 | 3 | 4 |
| Gaetan Duchesne | 4 | 1 | 1 | 2 | 4 |
| Dennis Maruk | 4 | 1 | 1 | 2 | 2 |
| Brian Engblom | 4 | 0 | 2 | 2 | 2 |
| Bobby Carpenter | 4 | 1 | 0 | 1 | 2 |
| Ken Houston | 4 | 1 | 0 | 1 | 4 |
| Craig Laughlin | 4 | 1 | 0 | 1 | 0 |
| Scott Stevens | 4 | 1 | 0 | 1 | 26 |
| Bengt Gustafsson | 4 | 1 | 0 | 1 | 4 |
| Randy Holt | 4 | 0 | 1 | 1 | 20 |
| Doug Jarvis | 4 | 0 | 1 | 1 | 0 |
| Greg Theberge | 4 | 0 | 1 | 1 | 0 |
| Ted Bulley | 1 | 0 | 0 | 0 | 0 |
| Milan Novy | 2 | 0 | 0 | 0 | 0 |
| Chris Valentine | 2 | 0 | 0 | 0 | 4 |
| Timo Blomquist | 3 | 0 | 0 | 0 | 16 |
| Mike Gartner | 4 | 0 | 0 | 0 | 4 |
| Alan Haworth | 4 | 0 | 0 | 0 | 2 |
| Rod Langway | 4 | 0 | 0 | 0 | 0 |

| Goaltender | GP | MIN | W | L | GAA | SO | SA | PCT |
|------------|----|-----|---|---|------|----|----|------|
| Al Jensen | 3 | 139 | 1 | 2 | 4.32 | 0 | 75 | .867 |
| Pat Riggan | 3 | 101 | 0 | 1 | 4.75 | 0 | 59 | .864 |



Tom Wilson scored the overtime game-winning goal in Game One of the Eastern Conference First Round against the Toronto Maple Leafs on April 13, 2017 at Capital One Arena.

Playoff Record Book

TEAM - PLAYOFF

ALL-TIME APPEARANCES

27

STANLEY CUP FINAL APPEARANCES

1 1998

CONFERENCE FINALS APPEARANCES

2 1990, 1998

TEAM - SEASON

MOST GOALS

54 1988
53 1998
48 1990

At Home

25 1998
1988
21 Three times; most recent 2009

On Road

29 1988
28 1998
1990

MOST GOALS AGAINST

50 1988
48 1990
42 1998

At Home

26 1988
24 1998
21 2009

On Road

32 1990
24 1988
23 1994

MOST POWER-PLAY GOALS

14 1998
1988

At Home

8 1990

On Road

9 1988

MOST POWER-PLAY ATTEMPTS

99 1988

At Home

51 1988

On Road

48 1988

MOST POWER-PLAY GOALS ALLOWED

15 1998
13 Three times; most recent 2009

At Home

9 1998

On Road

9 1990

MOST SHORTHANDED GOALS

4 1988

MOST SHORTHANDED GOALS ALLOWED

3 1990

MOST SHOTS

529 1998
444 2015
440 2017

MOST SHOTS ALLOWED

740 1998
459 2012
435 2015

MOST PENALTY MINUTES

529 1988

MOST PENALTY MINUTES, OPPONENTS

647 1988

MOST SHUTOUTS

4 1998
2 2016
2009

MOST TIMES SHUTOUT

2 2013
1998

MOST CONSECUTIVE SHUTOUTS

2 5/13/98 to 5/15/98

FEWEST GOALS

8 2000
10 2001
11 1983

At Home

3 2001
4 2000
5 Three times; most recent 2003

On Road

4 2000
5 1985
6 Twice; most recent 2013

FEWEST GOALS AGAINST

14 Three times; most recent 2003
16 2013

At Home

4 2001
6 1985
7 2013

On Road

5 2003
6 Twice; most recent 2000
7 1983

FEWEST POWER-PLAY GOALS

1 2010
1983

FEWEST POWER-PLAY GOALS ALLOWED

2 2013

FEWEST POWER-PLAY ATTEMPTS

16 2013
21 2000
22 2001

FEWEST POWER-PLAY ATTEMPTS, OPPONENTS

17 1985

FEWEST SHOTS

127 1983

FEWEST SHOTS ALLOWED

109 2000
125 1985

FEWEST PENALTY MINUTES

65 2010
76 2013
83 2000

FEWEST PENALTY MINUTES, OPPONENTS

42 2013
57 2000
78 2001

TEAM - SERIES

MOST GOALS

31 1988 vs. PHI
27 1992 vs. PIT
26 1995 vs. PIT

At Home

17 1988 vs. PHI

On Road

15 1992 vs. PIT
1988 vs. NJ

MOST GOALS AGAINST

29 1995 vs. PIT
25 Four times; most recent 1992 vs. PIT

At Home

14 1988 vs. PHI

On Road

18 1995 vs. PIT

MOST POWER-PLAY GOALS

9 1993 vs. NYI
1989 vs. PHI

At Home

6 1993 vs. NYI

On Road

7 1984 vs. NYI

MOST POWER-PLAY ATTEMPTS

52 1988 vs. NJ

MOST POWER-PLAY GOALS ALLOWED

10 1995 vs. PIT

At Home

5 2009 vs. PIT
1996 vs. PIT
1989 vs. PHI

On Road

6 1995 vs. PIT

MOST POWER-PLAY ATTEMPTS, OPPONENT

42 1996 vs. PIT
1995 vs. PIT

MOST SHORTHANDED GOALS

3 1988 vs. PHI

MOST SHORTHANDED GOALS ALLOWED

2 1996 vs. PIT
1990 vs. NYR

MOST SHOTS

292 2010 vs. MTL
273 1987 vs. NYI

MOST SHOTS ALLOWED

256 2009 vs. PIT

MOST PENALTY MINUTES

305 1988 vs. NJ

MOST PENALTY MINUTES, OPPONENT

349 1988 vs. NJ

FEWEST GOALS

6 1989 vs. BOS
7 1998 vs. DET
8 2000 vs. PIT

At Home

2 1998 vs. DET
1991 vs. PIT

On Road

3 Twice; most recent 1990 vs. BOS

FEWEST GOALS AGAINST

4 1986 vs. NYI
5 1984 vs. PHI
6 2016 vs. PHI

At Home

2 2011 vs. NYR

On Road

1 1986 vs. NYI
1984 vs. PHI

FEWEST POWER-PLAY GOALS

1 2015 vs. NYR
2010 vs. MTL
1983 vs. NYI

FEWEST POWER-PLAY ATTEMPTS

11 1984 vs. PHI

FEWEST POWER-PLAY GOALS ALLOWED

0 2015 vs. NYI

FEWEST POWER-PLAY ATTEMPTS, OPPONENT

7 1984 vs. PHI

FEWEST SHOTS

90 1998 vs. OTT
1984 vs. PHI

FEWEST SHOTS AGAINST

90 1986 vs. NYI

FEWEST PENALTY MINUTES

36 2011 vs. TB

FEWEST PENALTY MINUTES, OPPONENT

37 2015 vs. NYR

TEAM - GAME

MOST GOALS

At Home

8 4/19/86 vs. NYR
7 4/23/90 vs. NYR

On Road

7 4/25/92 at PIT
4/14/88 at PHI
4/28/88 at NJ



Playoff Record Book

MOST GOALS AGAINST

| | | |
|---------|----|------------------------------------|
| At Home | 8 | 4/11/89 vs. PHI |
| | 7 | 4/13/00 vs. PIT 5/16/95 vs. PIT |
| On Road | 10 | 4/22/88 at NJ |
| | 8 | 4/11/89 at PHI |
| | 7 | 4/19/91 at PIT 4/19/90 at NYR |

MOST POWER-PLAY GOALS

| | | |
|---------|---|--|
| At Home | 3 | Four times; most recent 4/19/96 vs. PIT |
| On Road | 5 | 4/18/16 at PHI |

MOST POWER-PLAY GOALS ALLOWED

| | | |
|---------|---|---|
| At Home | 3 | Three times; most recent 6/16/98 vs. DET |
| On Road | 4 | 4/29/92 at PIT |

MOST POWER-PLAY GOALS, BOTH TEAMS

| | |
|---|--|
| 5 | Several times; most recent 4/18/16 at PHI |
|---|--|

MOST POWER-PLAY ATTEMPTS

| | | |
|---------|----|----------------|
| At Home | 11 | 4/9/83 vs. NYI |
| On Road | 11 | 4/22/88 at NJ |

MOST POWER-PLAY ATTEMPTS, OPPONENT

| | | |
|---------|----|-----------------|
| At Home | 10 | 4/24/96 vs. PIT |
| On Road | 12 | 4/23/92 at PIT |

MOST SHORTHANDED GOALS

| | |
|---|---|
| 1 | 22 times; most recent 4/21/10 at MTL |
|---|---|

MOST SHORTHANDED GOALS ALLOWED

| | |
|---|--|
| 1 | 16 times; most recent 4/29/17 vs. PIT |
|---|--|

MOST SHOTS

| | | |
|---------|----|-----------------|
| At Home | 75 | 4/18/87 vs. NYI |
| On Road | 55 | 4/11/91 at NYR |

MOST SHOTS IN A REGULATION GAME

| | | |
|---------|----|--|
| At Home | 49 | 4/23/90 vs. NYR |
| On Road | 54 | 4/26/10 at MTL |
| | 49 | 5/2/16 at PHI |
| | 40 | Three times; most recent 4/20/09 at NYR |

MOST SHOTS ALLOWED

| | | |
|---------|----|-----------------|
| At Home | 65 | 4/24/96 vs. PIT |
| On Road | 60 | 6/11/98 at DET |

MOST SHOTS ALLOWED IN A REGULATION GAME

| | | |
|---------|----|--------------------------------|
| At Home | 45 | 4/19/12 vs. BOS |
| On Road | 43 | 5/8/15 at NYR 4/12/03 at TB |

MOST PENALTY MINUTES

| | | |
|---------|-----|----------------|
| At Home | 80 | 4/20/88 vs. NJ |
| On Road | 123 | 4/22/88 at NJ |

MOST PENALTY MINUTES, OPPONENT

| | | |
|---------|----|----------------|
| At Home | 82 | 4/20/88 vs. NJ |
| On Road | 80 | 4/22/88 at NJ |

FEWEST GOALS

| | | |
|---------|---|---|
| At Home | 0 | Eight times; most recent 4/22/16 vs. PHI |
| On Road | 0 | Six times; most recent 5/12/13 at NYR |

FEWEST GOALS ALLOWED

| | | |
|---------|---|--|
| At Home | 0 | Nine times; most recent 5/10/17 vs. PIT |
| On Road | 0 | Eight times; most recent 4/24/16 at PHI |

FEWEST POWER-PLAY ATTEMPTS

| | |
|---|--|
| 0 | Four times; most recent 4/27/17 vs. PIT |
|---|--|

FEWEST POWER-PLAY ATTEMPTS, OPPONENT

| | |
|---|--|
| 1 | 10 times; most recent 4/13/17 vs. TOR |
|---|--|

FEWEST SHOTS

| | | |
|---------|----|----------------|
| At Home | 14 | 5/9/90 vs. BOS |
| On Road | 11 | 5/13/98 at OTT |

FEWEST SHOTS ALLOWED

| | | |
|---------|----|----------------|
| At Home | 10 | 4/9/90 vs. NJ |
| On Road | 14 | 4/28/12 at NYR |

FEWEST PENALTY MINUTES

| | | |
|---------|---|---|
| At Home | 2 | Six times; most recent 4/13/17 vs. TOR |
| On Road | 4 | Three times; most recent 5/6/17 at PIT |

FEWEST PENALTY MINUTES, OPPONENT

| | | |
|---------|---|--|
| At Home | 0 | 4/27/15 vs. NYI 5/13/09 vs. PIT |
| On Road | 2 | Five times; most recent 5/2/15 at NYR |

TEAM – PERIOD

MOST GOALS

| | | |
|---------|---|--|
| At Home | 4 | Twice; most recent 5/9/98 vs. OTT |
| On Road | 4 | Six times; most recent 4/19/17 at TOR |

MOST GOALS ALLOWED

| | | |
|---------|---|-----------------|
| At Home | 4 | 4/11/89 vs. PHI |
| On Road | 5 | 4/22/88 at NJ |

MOST POWER-PLAY GOALS

| | |
|---|-----------------|
| 4 | 4/18/16 at PHI |
| 3 | 4/14/88 vs. PHI |

MOST POWER-PLAY GOALS ALLOWED

| | |
|---|-----------------|
| 3 | 4/23/92 vs. PIT |
|---|-----------------|

MOST POWER-PLAY ATTEMPTS

| | |
|---|----------------|
| 7 | 4/28/88 vs. NJ |
|---|----------------|

MOST POWER-PLAY ATTEMPTS, OPPONENT

| | |
|---|----------------|
| 6 | 4/7/91 vs. NYR |
|---|----------------|

MOST SHOTS

| | | |
|---------|----|---|
| At Home | 19 | Six times; most recent 4/16/16 vs. PHI |
| On Road | 22 | 4/26/10 at MTL |

MOST SHOTS ALLOWED

| | | |
|---------|----|----------------------------------|
| At Home | 19 | 4/24/96 vs. PIT |
| On Road | 21 | 4/21/10 at MTL 4/21/08 at PHI |

FEWEST SHOTS

| | | |
|---------|---|--------------------------------------|
| At Home | 0 | 5/7/94 vs. NYR |
| On Road | 2 | Twice; most recent 4/12/12 at BOS |

FEWEST SHOTS ALLOWED

| | | |
|---------|---|---|
| At Home | 1 | 4/28/09 vs. NYR 4/21/01 vs. PIT 4/22/96 vs. PIT |
| On Road | 1 | 4/19/94 at PIT |

MOST PENALTY MINUTES

| | | |
|---------|----|----------------|
| At Home | 51 | 4/7/84 vs. NYI |
| On Road | 77 | 4/22/88 at NJ |

MOST PENALTY MINUTES, OPPONENT

| | | |
|---------|----|----------------|
| At Home | 63 | 4/7/84 vs. NYI |
| On Road | 60 | 4/22/88 at NJ |

FASTEST GOALS

| | | |
|--------------------------------------|------|--|
| FASTEST GOAL, START OF A GAME | 0:15 | Mike Gartner, 4/8/87 in a 4-3 win vs. NYI |
|--------------------------------------|------|--|

FASTEST GOAL AGAINST, START OF A GAME

| | |
|------|--|
| 0:14 | Kirk Muller, 4/30/88 in a 3-2 loss vs. NJ |
|------|--|

FASTEST GOAL, START OF A PERIOD

| | |
|------|--|
| 0:15 | Mike Gartner, 1st period 4/8/97 in a 4-3 win vs. NJ |
|------|--|

FASTEST GOAL AGAINST, START OF A PERIOD

| | |
|------|--|
| 0:12 | Sidney Crosby, 2nd period 4/27/17 in a 3-2 loss vs. PIT |
|------|--|

FASTEST TWO GOALS, BOTH TEAMS

| | |
|------|--|
| 0:09 | Bryan Trottier (NYI) and Scott Stevens (WSH), 4/10/86 in a 5-2 win vs. NYI |
|------|--|

FASTEST TWO GOALS, CAPITALS PLAYER

| | |
|------|---|
| 0:16 | Larry Murphy, 4/10/85 in a 4-3 win vs. NYI |
|------|---|

FASTEST TWO GOALS, OPPOSING PLAYER

| | |
|------|---|
| 0:11 | Petr Nedved, 4/17/96 in a 6-4 win at PIT |
|------|---|

FASTEST TWO GOALS, TWO CAPITALS PLAYERS

| | |
|------|--|
| 0:32 | Craig Laughlin and Dave Christian, 4/5/84 in a 6-2 win vs. PHI |
|------|--|

FASTEST TWO GOALS, OPPOSING PLAYERS

| | |
|------|---|
| 0:07 | Marian Gaborik and Brandon Dubinsky, 4/20/11 in a 4-3 win at NYR |
|------|---|

FASTEST THREE GOALS, BOTH TEAMS

| | |
|------|---|
| 1:14 | Dave Christian (WSH), Scott Stevens (WSH) and Pierre Larouche (NYR), 4/25/86 in a 4-2 loss vs. NYR |
|------|---|

FASTEST THREE GOALS, CAPITALS TEAM

| | |
|------|---|
| 2:09 | Mike Gartner and Larry Murphy (2), 4/10/85 in a 4-3 win vs. NYI |
|------|---|

FASTEST FOUR GOALS, BOTH TEAMS

| | |
|------|---|
| 2:33 | Danny Briere (PHI), Eric Fehr (WSH), Scott Hartnell (PHI) and Sami Kapanen (PHI), 4/15/08 in a 6-3 loss at PHI |
|------|---|

INDIVIDUAL – SEASON

| | | |
|--------------------------|----|------------------|
| MOST GAMES PLAYED | 21 | 12 players, 1998 |
|--------------------------|----|------------------|

| | | |
|--------------------|----|--|
| MOST POINTS | 21 | Alex Ovechkin, 2009 |
| | 17 | Joe Juneau, 1998 Adam Oates, 1998 John Druce, 1990 |



Playoff Record Book

MOST GOALS

- 14 John Druce, 1990
- 11 Alex Ovechkin, 2009**
- 8 Dino Ciccarelli, 1990

MOST ASSISTS

- 13 Andrei Nikolishin, 1998
- 12 Nicklas Backstrom, 2009**
- 11 Adam Oates, 1998
- Mike Ridley, 1992

MOST PENALTY MINUTES

- 98 Dale Hunter, 1988
- 92 Neil Sheehy, 1990
- 61 Dale Hunter, 1990

MOST POWER-PLAY GOALS

- 8 John Druce, 1990

MOST SHORTHANDED GOALS

- 2 Bob Gould, 1988

MOST GAME-WINNING GOALS

- 5 Joe Juneau, 1998
- John Druce, 1990

BEST PLUS/MINUS RATING

- +10 Alex Ovechkin, 2009**
- +9 Tom Poti, 2010
- Calle Johansson, 1998
- Dave Christian, 1988
- Scott Stevens, 1986

MOST CONSECUTIVE GAMES WITH A POINT

- 9 Nicklas Backstrom, 4/24/09 to 5/11/09 vs. NYR, PIT**
- 7 Geoff Courtnall, 4/13/90 to 4/27/90 vs. NJ, NYR

MOST CONSECUTIVE GAMES WITH A GOAL

- 7 John Druce, 4/15/90 to 5/3/90 vs. NJ, NYR, BOS

MOST CONSECUTIVE GAMES WITH AN ASSIST

- 6 Mike Ridley, 4/21/92 to 5/1/92 vs. PIT
- Scott Stevens, 4/14/87 to 4/9/88 vs. NYI, PHI

GOALTENDER – SEASON

MOST GAMES PLAYED

- 21 Olie Kolzig, 1998
- 14 Braden Holtby, 2012**
- 13 Braden Holtby, 2017**
- 13 Braden Holtby, 2015**
- 13 Semyon Varlamov, 2009

MOST MINUTES

- 1,351 Olie Kolzig, 1998
- 922 Braden Holtby, 2012**
- 806 Braden Holtby, 2015**

MOST WINS

- 12 Olie Kolzig, 1998
- 7 Braden Holtby, 2017**
- 7 Braden Holtby, 2012**
- Semyon Varlamov, 2009
- Pete Peeters, 1988

MOST SHUTOUTS

- 4 Olie Kolzig, 1998
- 2 Braden Holtby, 2016**
- Semyon Varlamov, 2009

LOWEST GAA (minimum 60 minutes)

- 1.71 Braden Holtby, 2015**
- 1.72 Braden Holtby, 2016**
- 1.75 Bob Mason, 1987

HIGHEST SAVE PERCENTAGE

- .944 Braden Holtby, 2015**
- .942 Braden Holtby, 2016**
- .941 Olie Kolzig, 1998

MOST SHOTS AGAINST

- 740 Olie Kolzig, 1998
- 459 Braden Holtby, 2012**
- 412 Braden Holtby, 2015**

MOST SAVES MADE

- 696 Olie Kolzig, 1998
- 429 Braden Holtby, 2012**
- 389 Braden Holtby, 2015**

MOST CONSECUTIVE STARTS, GOALTENDER

- 38 Olie Kolzig, 4/22/98 to 4/20/03

MOST CONSECUTIVE GAMES PLAYED, GOALTENDER

- 41 Olie Kolzig, 4/24/96 to 4/20/03

MOST CONSECUTIVE WINS, GOALTENDER

- 5 Semyon Varlamov, 4/24/09 to 5/4/09 vs. NYR, PIT

MOST CONSECUTIVE SHUTOUT MINUTES

- 168:42 Olie Kolzig, 5/11/98 to 5/23/98

INDIVIDUAL – SERIES

MOST POINTS

- 14 Alex Ovechkin, 2009 vs. PIT**
- 11 Dino Ciccarelli, 1990 vs. NJ
- John Druce, 1990 vs. NYR
- Mike Ridley, 1992 vs. PIT

MOST GOALS

- 9 John Druce, 1990 vs. NYR

MOST ASSISTS

- 11 Mike Ridley, 1992 vs. PIT

MOST PENALTY MINUTES

- 58 Neil Sheehy, 1990 vs. NYR

MOST POWER-PLAY GOALS

- 5 John Druce, 1990 vs. NYR

MOST SHORTHANDED GOALS

- 2 Bob Gould, 1988 vs. PHI

MOST GAME-WINNING GOALS

- 2 Several times; most recent T.J. Oshie, 2016 vs. PIT**

INDIVIDUAL – GAME

MOST POINTS

- 5 Alan Haworth, 4/19/86 vs. NYR

MOST GOALS

- 4 Dino Ciccarelli, 4/25/92 at PIT

MOST ASSISTS

- 4 Andrei Nikolishin, 5/28/98 at BUF
- Scott Stevens, 4/28/88 at NJ

MOST POWER-PLAY GOALS

- 2 Seven times; most recent Steve Konowalchuk, 4/18/01 at PIT

MOST PENALTY MINUTES

- 32 Dale Hunter, 4/22/88 at NJ

MOST POINTS, OPPONENT

- 8 Patrik Sundstrom, 4/22/88 at NJ

MOST GOALS, OPPONENT

- 4 Mark Johnson, 4/22/88 at NJ
- Ray Ferraro, 4/26/93 vs. NYI

MOST ASSISTS, OPPONENT

- 5 Patrik Sundstrom, 4/22/88 at NJ

MOST POWER-PLAY GOALS, OPPONENT

- 3 Mark Johnson, 4/22/88 at NJ

MOST PENALTY MINUTES, OPPONENT

- 37 Jim Korn, 4/28/88 at NJ

GOALTENDER – GAME

MOST SAVES

- 62 Olie Kolzig, 4/24/96 in a 3-2 loss vs. PIT

MOST SHOTS AGAINST IN A REGULATION GAME

- 48 Olie Kolzig, 6/11/98 at DET

MOST SHOTS AGAINST IN AN OVERTIME GAME

- 65 Olie Kolzig, 4/24/96 vs. PIT

INDIVIDUAL – PERIOD

MOST POINTS

- 3 Several times; most recent Jaromir Jagr, 4/12/03 at TB

MOST GOALS

- 3 Dino Ciccarelli, 4/25/92 at PIT

MOST ASSISTS

- 3 Several times; most recent Joe Juneau, 4/19/96 at PIT

MOST PENALTY MINUTES

- 24 Dale Hunter, 4/22/88 at NJ

