



2019 WASHINGTON CAPITALS

PLAYOFF GUIDE



ALLCAPS

Table of Contents & Playoff Schedule

INTRODUCTION

Table of Contents 1
Media Information 2-3

OWNERSHIP & FRONT OFFICE

Club Directory 4
Ted Leonsis 5
Dick Patrick 6
Monumental Sports & Entertainment 7-9
Brian MacLellan 10
Hockey Operations 11
Todd Reirden 12
Assistant Coaches 13-14
Hockey Operations 15

2018-19 YEAR-IN-REVIEW

2018-19 Standings 16
2018-19 Capitals Notes 17-24
2018-19 Season Timeline 25-26
Individual Statistics 27
Game-by-Game Results/Goals & Shots 28-30
Home and Road Statistics 31
Even-Strength and Special Teams 32
Situational Statistics 33-35
Highs, Lows and Streaks 36
Shootouts and Penalty Shots 37
Individual Game-by-Game Statistics 38-43
Goals and Shots by Period 44
Injuries, Illnesses & Transactions 45

PLAYERS

Roster 47

Backstrom 48	Jensen 60
Boyd 49	Kempny 61
Burakovsky 50	Kuznetsov 62
Carlson 51	Niskanen 63
Connolly 52	Orlov 64
Copley 53	Orpik 65
Djoos 54	Oshie 66
Dowd 55	Ovechkin 67
Eller 56	Siegenthaler 68
Hagelin 57	Stephenson 69
Holtby 58	Vrana 70
Jaskin 59	Wilson 71

OPPONENTS

Series History and 2018-19 Reviews 73-101

PLAYOFF HISTORY

2018 Stanley Cup Timeline 102-105
Year-by-Year Results 106
All-Time Playoff Scoring 107-108
Career Leaders and All-Time Goaltending 108-109
Overtime 110
Hat Tricks and Penalty Shots 111
Game-by-Game Results 112-117
Year-by-Year Statistics 118-122
Record Book 123-125

2019 EASTERN CONFERENCE QUARTERFINALS

DATE	TIME (ET)	Washington vs. Carolina
Thurs., April 11	7:30 p.m.	Carolina at Washington
Sat., April 13	3 p.m.	Carolina at Washington
Mon., April 15	7 p.m.	Washington at Carolina
Thur., April 18	7 p.m.	Washington at Carolina
*Sat., April 20	TBD	Carolina at Washington
*Mon., April 22	TBD	Washington at Carolina
*Wed., April 24	TBD	Carolina at Washington

DATE	TIME (ET)	Tampa Bay vs. Columbus
Wed., April 10	7 p.m.	Columbus at Tampa Bay
Fri., April 12	7 p.m.	Columbus at Tampa Bay
Sun., April 14	7 p.m.	Tampa Bay at Columbus
Tues., April 16	7 p.m.	Tampa at Columbus
*Fri., April 19	TBD	Columbus at Tampa Bay
*Sun., April 21	TBD	Tampa Bay at Columbus
*Tues., April 23	TBD	Columbus at Tampa Bay

DATE	TIME (ET)	Boston vs. Toronto
Thurs., April 11	7 p.m.	Toronto at Boston
Sat., April 13	8 p.m.	Toronto at Boston
Mon., April 15	7 p.m.	Boston at Toronto
Wed., April 17	7 p.m.	Boston at Toronto
*Fri., April 19	TBD	Toronto at Boston
*Sun., April 21	TBD	Boston at Toronto
*Tues., April 23	TBD	Toronto at Boston

DATE	TIME (ET)	New York Islanders vs. Pittsburgh
Wed., April 10	7:30 p.m.	Pittsburgh at New York
Fri., April 12	7:30 p.m.	Pittsburgh at New York
Sun., April 14	12 p.m.	New York at Pittsburgh
Tues., April 16	7:30 p.m.	New York at Pittsburgh
*Thurs., April 18	TBD	Pittsburgh at New York
*Sat., April 20	TBD	New York at Pittsburgh
*Mon., April 22	TBD	Pittsburgh at New York

2019 WESTERN CONFERENCE QUARTERFINALS

DATE	TIME (ET)	Nashville vs. Dallas
Wed., April 12	9:30 p.m.	Dallas at Nashville
Sat., April 13	6 p.m.	Dallas at Nashville
Mon., April 15	9:30 p.m.	Nashville at Dallas
Wed., April 17	8 p.m.	Nashville at Dallas
*Sat., April 20	TBD	Dallas at Nashville
*Mon., April 22	TBD	Nashville at Dallas
*Wed., April 24	TBD	Dallas at Nashville

DATE	TIME (ET)	Winnipeg vs. St. Louis
Wed., April 10	8 p.m.	St. Louis at Winnipeg
Fri., April 12	9:30 p.m.	St. Louis at Winnipeg
Sun., April 14	7:30 p.m.	Winnipeg at St. Louis
Tues., April 16	9:30 p.m.	Winnipeg at St. Louis
*Thurs., April 18	TBD	St. Louis at Winnipeg
*Sat., April 20	TBD	Winnipeg at St. Louis
*Mon., April 22	TBD	St. Louis at Winnipeg

DATE	TIME (ET)	Calgary vs. Colorado
Thurs., April 11	10 p.m.	Colorado at Calgary
Sat., April 13	10:30 p.m.	Colorado at Calgary
Mon., April 15	10 p.m.	Calgary at Colorado
Wed., April 17	10 p.m.	Calgary at Colorado
*Fri., April 19	TBD	Colorado at Calgary
*Sun., April 21	TBD	Calgary at Colorado
*Tues., April 23	TBD	Colorado at Calgary

DATE	TIME (ET)	San Jose vs. Vegas
Wed. April 10	10:30 p.m.	Vegas at San Jose
Fri., April 12	10:30 p.m.	Vegas at San Jose
Sun., April 14	10 p.m.	San Jose at Vegas
Tues., April 16	10:30 p.m.	San Jose at Vegas
*Thurs., April 18	TBD	Vegas at San Jose
*Sun., April 21	TBD	San Jose at Vegas
*Tues., April 23	TBD	Vegas at San Jose

2019 WASHINGTON CAPITALS PLAYOFF GUIDE

Written, edited and designed by the Washington Capitals media relations staff:
Sergey Kocharov, Tommy Chalk, Megan Eichenberg,
Chase Pyke and Zach Shapiro

Cover Design: Andy Mattice

Special Thanks: Ben Raby

Photography: Patrick McDermott, NHL Images/Getty Images Staff, Bruce Bennett, Rafael Suanes, Mitchell Layton, Greg Fiume, Washington Capitals Archives

Washington Capitals

MedStar Capitals Iceplex
627 N. Glebe Rd., Suite 850
Arlington, VA 22203
202.266.2200
Fax: 202.266.2360
WashingtonCaps.com



Media Information



SERGEY KOCHAROV

Vice President of Communications
Office: 202.266.2356
Cell: 703.405.0984
skocharov@washcaps.com
Twitter - @SergeyKocharov



TOMMY CHALK

Manager of Media Relations
& Content
Office: 202.266.2357
Cell: 240.446.2578
tchalk@washcaps.com
Twitter - @Tommy_Chalk



MEGAN EICHENBERG

Manager of Communications &
Publicity
Office: 202.266.2310
Cell: 540.903.1627
meichenberg@washcaps.com
Twitter - @MegEic

CAPITALS COMMUNICATIONS ASSISTANT: Chase Pyke (O: 202.266.2299; cpyke@washcaps.com)

CAPITALS CONTENT ASSISTANT: Zach Shapiro (O: 202.266.2311; zshapiro@washcaps.com)

CAPITAL ONE ARENA GAME DAY STAFF: Lara Alexander, Zach Arden, Conor Beamer, Macy Dolton, Elizabeth Harley, Leslie Isler, Lauren Shear, Alexandra Symcak

PRACTICE SCHEDULE

WashingtonCaps.com under "Schedule"

Updates provided on Caps Today and twitter.com/CapitalsPR

MISCELLANEOUS NUMBERS

Media Relations Fax: 202.266.2360

Capital One Arena Press Room: 202.628.3200 x7500

Capital One Arena Press Box: 202.628.3200 x7600

Capital One Arena Room Fax: 202.661.5011

The Washington Capitals communications staff works to provide information about the team and access to players, coaches and management in a timely manner for members of the media.

CREDENTIALS & MEDIA SERVICES

Media Credentials

As in the regular season, credentials are issued to media who cover the Washington Capitals both seasonally and on a game-by-game basis and are required for admission to the media areas at both Capital One Arena and MedStar Capitals Iceplex. All credentials must include the bearer's name and affiliation and are non-transferable.

The Capitals will continue to utilize their 2018-19 regular season credentials during the 2019 Stanley Cup playoffs. Please be advised that season credentials do not guarantee a seat in the press box; credential holders must contact Capitals manager of media relations and content Tommy Chalk (tchalk@washcaps.com) or communications assistant Chase Pyke (cpyke@washcaps.com) by 2 p.m. the day prior to a game in order to reserve seating.

Media who do not have a season credential may apply for single-game credentials. These requests must be directed to Tommy Chalk (tchalk@washcaps.com) and received no later than 2 p.m. the day prior to a game. The credential is good only for the game printed on the tag and must be displayed to Capital One Arena security personnel to gain entry to restricted media areas.

Capitals media credentials are issued to print, television, radio and online media outlets that adhere to professional standards, regularly produce quality content and have a demonstrated audience. Space limitations may impact the decision to grant credentials. Priority will be accorded to traditional media members covering the game. The final decision on all applications for media credentials rests with the Capitals media relations staff; we reserve the right to revoke media credentials at any time.

Non-North American media outlets are required to request media credentials through the National Hockey League by contacting David Keon at dkeon@nhl.com.

News Releases

Accredited members of the media who would like to receive Capitals news releases via e-mail should contact a member of the media relations staff with an e-mail address. Among our releases is "Caps Today," sent daily during the season, which includes an updated practice schedule, recent transactions and the top storyline of the day. Please visit capitalstoday.com for more information regarding recent storylines and the team schedule.

Audio Files

The Capitals regularly post updated audio files in mp3 format on their website, CapitalsToday.com and on twitter.com/CapitalsPR. Radio stations, websites and other media are welcome to utilize these audio clips.

Twitter

Media who would like to receive updates on practice times and other breaking news via twitter or text message can sign up for the team's media Twitter feed at twitter.com/CapitalsPR. The team also maintains a general Twitter feed at twitter.com/Capitals.

NHLMedia.com

The NHL's password-protected media site includes statistics, press releases, game notes, credential applications and pdf files of every team's media guide. To access the site, visit <http://media.nhl.com>

MEDIA FACILITIES – CAPITAL ONE ARENA

Media Entrance

The media entrance to Capital One Arena is located between 6th Street and F Street. Credentials to Capitals games may be picked up at the media entrance, which is open from three hours prior to game time until the midway point of the first period. All media must show a photo ID and are subject to a security search. Media attending home morning skates and games will no longer be able to access the event level through stairwell one; all entry to the building must now go through security control (located on 6th street between F & G).

Press Work Area and Press Lounge

The new press work area and press lounge are located on the Event Level (ice level). The press lounge is located directly adjacent to the media work area directly next to stairwell one. An additional work area will be set up in the Capitals Interview Room and on the Wizards basketball court. All post-game press conferences will take place on the Wizards basketball court. Meals are served buffet style, catered by Aramark, two hours prior to game time and media members will be charged \$10 per meal (receipts provided). All food must be consumed in the press lounge and may not be taken to the press box. The press work area is located in the same room adjacent to the press lounge. There are reserved seats for beat media and additional work spaces with telephones and wireless Internet access.

Press Box

The press box is on the sixth floor of Capital One Arena on the penalty box side of the ice. Seats are on an assigned basis only. Please check the seating charts in the press room or press box, or check with the press box attendant for your seat assignment. The press box features wireless Internet access. In order to ensure seating in the press box, it is necessary for all media to notify the Capitals media relations staff of their attendance by 2 p.m. the day prior to the game. If you do not have an assigned seat, please check with a member of the media relations staff.

Media Parking

Media parking at Capital One Arena is extremely limited and assigned prior to the season. There are numerous lots within walking distance of Capital One Arena, and Capital One Arena is adjacent to the Gallery Place/Chinatown Metro Station. Gallery Place can be reached on the Red, Yellow and Green lines. It is also one stop away from Metro Center, which provides service to the Blue, Orange and Silver lines.

Photography

Capital One Arena has a limited number of photo positions. All photo positions will be assigned prior to the game by team photographer Patrick McDermott (patrick@patrickmcdermott.com). Daily print and wire service receive priority for the prime positions. Freelance photographers will not receive credentials; all photographers must be on assignment. Still photographers must receive permission in advance from a member of the media relations staff for postgame admission to the Capitals locker room.

MEDIA FACILITIES – MEDSTAR CAPITALS ICEPLEX

Work Room

MedStar Capitals Iceplex features a media work room adjacent to the ice, near the entrance of the Capitals locker room. The work room features Ethernet cables and complimentary wireless Internet access.

Media Information

Pregame

The Capitals locker room is closed prior to game time, although requested players will be made available during a 30-minute window beginning two hours prior to faceoff, with priority given to broadcast rightsholders.

Television networks, including rightsholders, requesting pregame interviews with a player are asked to request these times prior to or during the morning skate. Head coach Todd Reirden is available to the media following all morning skates at MedStar Capitals Iceplex.

Postgame

The Capitals locker room will be open to working media five minutes after the conclusion of the game. Head coach Todd Reirden's press conference will follow approximately 15 minutes after the game at the MGM Lounge.

If the media wishes to interview a player who is not present in the locker room, contact Sergey Kocharov or Tommy Chalk, who will locate the player.

Video

All outlets are prohibited by the National Hockey League from shooting game footage of any Capitals game being played at Capital One Arena.

Television and online outlets are welcome to shoot Capitals practices, but are restricted to broadcasting five minutes of on-ice video content from any one practice. There is no limit to the length of interviews that outlets may broadcast. Please note that all media members (except for rightsholders and local television affiliates) are prohibited from shooting video or still photography of post-game player interviews in the Capitals locker room.

Players' Personal Telephone Numbers

At no time will a player's home or mobile phone number be released to either the media or the public unless the player specifically authorizes such release. Members of the media attempting to reach players must do so through the Capitals media relations staff; failure to do so, regardless of a media member's existing relationship with a player, may result in forfeiture of credentials.

Team Medical Rooms

Team medical rooms located at Capital One Arena, MedStar Capitals Iceplex or any other practice facility are off limits to the media at all times.

Autographs

Media attending Capitals practices or games are strictly forbidden from requesting autographs. Any person with a media pass observed asking players for autographs will be asked to leave and may not be granted credentials in the future.

DIRECTIONS TO CAPITAL ONE ARENA

From National Airport – Take I-395 North to 12th Street exit (stay left) ... right onto Constitution Avenue, NW ... left onto 6th Street, NW

From BWI Airport – Take Baltimore/Washington Pkwy. (I-295 South) to US Rt. 50 ... US Rt. 50 West toward Washington (New York Avenue, NE) ... left on 6th Street, NW

From Dulles Airport – Take Dulles Toll Road (Rt. 267 East) to I-66 East (becomes Constitution Avenue, NW) ... left on 6th Street, NW

From Metrorail – Capital One Arena is located at the Gallery Place/Chinatown stop on the Red, Yellow and Green lines and just blocks from Metro Center on the Orange and Blue lines

DIRECTIONS TO MEDSTAR CAPITALS ICEPLEX

From Washington, D.C. – Take Constitution Ave. west, toward the Lincoln Memorial ... take I-66 West ... take exit 71/Glebe Rd. and take a left on to Glebe Rd. ... pass Wilson Blvd. and the rink is on the eighth level of the parking garage attached to Ballston Common Mall.

From National Airport – Take George Washington Parkway North toward Arlington ... take I-66 West ... take exit 71/Glebe Rd. and take a left on to Glebe Rd. ... pass Wilson Blvd. and the rink is on the eighth level of the parking garage attached to Ballston Common Mall.

From Dulles Airport – Dulles Toll Road (Rt. 267 East) to I-66 ... take I-66 East ... take exit 71/Glebe Rd. and take a right on to Glebe Rd. ... pass Wilson Blvd. and the rink is on the eighth level of the parking garage attached to Ballston Common Mall.

From BWI Airport – Take I-195 West to I-95 ... take I-95 South to the Capital Beltway (I-495) ... take I-495 West into Virginia ... take George Washington Parkway South ... take I-66 West ... take exit 71/Glebe Rd. and take a left on to Glebe Rd. ... pass Wilson Blvd. and the rink is on the eighth level of the parking garage attached to Ballston Common Mall.

From Metrorail – MedStar Capitals Iceplex is located two blocks from the Ballston stop on the Orange line ... Follow Stuart Street (or take the skywalk) to Ballston Common Mall and take the parking garage elevators to the eighth level.



Washington Capitals Club Directory

MedStar Capitals Iceplex • 627 North Glebe Road, Suite 850 • Arlington, VA 22203

Ownership (Monumental Sports & Entertainment)

Founder, Chairman, Majority Owner and CEO	Ted Leonsis
Vice Chairman and Capitals President	Dick Patrick
Vice Chairman	Raul Fernandez
Vice Chairman and Mystics President, Managing Partner	Sheila Johnson
MSE Partner and Managing Partner, AFL	Roger Mody
MSE Partner	David Blair
MSE Partner	Scott Brickman
MSE Partner	Neil Cohen
MSE Partner	Jack Davies
MSE Partner	Richard Fairbank
MSE Partner	Michelle DiFebo Freeman
MSE Partner	Richard Kay
MSE Partner	Jeong H. Kim
MSE Partner	Mark D. Lerner
MSE Partner	Anthony Nader
MSE Partner	Laurene Powell
MSE Partner	Fred Schaufeld
MSE Partner	Earl Stafford
MSE Partner	George Stamas
MSE Partner	Cliff White

Hockey Operations

Senior Vice President, General Manager & Alternate Governor	Brian MacLellan
Assistant General Manager, Dir. of Legal Affairs	Don Fishman
Assistant General Manager	Ross Mahoney
Director of Player Personnel	Chris Patrick
Director of Hockey Operations	Kris Wagner
Director of Player Development	Steve Richmond
Professional Development Coach	Olie Kolzig
Director of Team Services	Rob Tillotson
Director of Hockey Analytics	Tim Barnes
Manager of Hockey Analytics	HT Lenz
Hockey Operations Assistant	Jeremy Sinton

Coaching Staff

Head Coach	Todd Reirden
Assistant Coach	Scott Arniel
Assistant Coach	Reid Cashman
Assistant Coach	Blaine Forsythe
Assistant Coach, Video	Brett Leonhardt
Goaltending Coach	Scott Murray
Video Analyst	Tim Ohashi

Minor League Staff

Head Coach, Hershey Bears	Spencer Carbery
Assistant Coach, Hershey Bears	Mike Eastwood
Assistant Coach, Hershey Bears	Patrick Wellar
Associate Goaltending Coach	Alex Westlund
Athletic Trainer, Hershey Bears	Murphy Luatua
Strength and Conditioning Coach, Hershey Bears	Mike Wagner
Video Assistant, Hershey Bears	Mike King

Scouting Staff

Head Amateur Scout	Steve Bowman
Pro Scout/Minor League Operations	Jason Fitzsimmons
Scout	Darrell Baumgartner
Scout	Matt Bradley
Scout	Danny Brooks
Scout	Alan Haworth
Scout	Phil Horner

Scout	Peter Ihnacak
Scout	Ed McColgan
Scout	Martin Pouliot
Scout	Terry Richardson
Scout	Brian Sutherby
Scout	A.J. Toews
Scout	Mats Weiderstal

Medical Staff

Head Athletic Trainer	Jason Serbus
Assistant Athletic Trainer	Michael Booi
Strength and Conditioning Coach	Mark Nemish
Assistant Strength and Conditioning Coach	Zack Leddon
Massage Therapist	Cleo Bates
Athletic Training Assistant	Mike Harrington

Equipment Staff

Head Equipment Manager	Brock Myles
Assistant Equipment Manager	Craig Leydig
Equipment Assistant	Dave Marin
Locker Room Assistant	Ray Straccia

Monumental Sports Executives

President of Business Operations	Jim Van Stone
President of Venues	David Touhey
Chief Financial Officer	Peter Biche
Executive Vice President and General Counsel	Randy Boe
Senior Vice President of Team Finance	Keith Burrows
Senior Vice President, Chief of Staff	Monica Dixon
Senior Vice President of Global Partnerships	Patrick Duffy
Senior Vice President, Strategic Initiatives	Zach Leonsis
Senior Vice President of Marketing	Hunter Lochmann
Senior Vice President of Capitals Sales & Arena Events	Darren Montgomery
Senior Vice President of Executive Suites	Rick Moreland
Senior Vice President of People & Culture	Kelly Skoloda
Senior Vice President of Ticket Operations	Chris Sheap

Communications

Vice President of Communications	Sergey Kocharov
Manager of Media Relations and Content	Tommy Chalk
Manager of Communications and Publicity	Megan Eichenberg
Senior Editor and Content Strategist	Mike Vogel

Broadcasting

Senior Director of Radio Broadcasting/Radio Play-by-Play	John Walton
Radio Analyst	Ken Sabourin

Television Rightsholder

Television Rights Holder	NBC Sports Washington
Television Play-by-Play	Joe Beninati
Television Analyst	Craig Laughlin
Television Reporter	Al Koken
Studio Analyst	Alan May



Ted Leonsis

Founder, Chairman, Majority Owner and Chief Executive Officer Monumental Sports & Entertainment

Ted Leonsis is founder, chairman, majority owner and CEO of Monumental Sports & Entertainment, one of the largest integrated sports and entertainment companies in the country with one of the most diverse partnership

groups in all of sports. Monumental Sports & Entertainment owns and operates the 2018 Stanley Cup Champion Washington Capitals (NHL), Washington Wizards (NBA), Washington Mystics (WNBA), 2018 Arena Football League Champion Washington Valor (AFL), Baltimore Brigade (AFL), Capital City Go-Go (NBA G League), Wizards District Gaming (NBA2K) and Capital One Arena in downtown Washington, D.C. The partnership operates MedStar Capitals Iceplex, the Washington Capitals' training facility and front office headquarters, and George Mason University's EagleBank Arena. Monumental is also co-owner of aXiomatic, which has controlling interest in global esports franchise Team Liquid; Mr. Leonsis is co-executive chairman of aXiomatic.

Monumental -- a sports, entertainment, media and technology company -- was formed in June 2010 and serves a thriving regional sports community. It is the only privately-held company in a top-10 market to own and operate seven professional sports teams and an arena.

The company also owns Monumental Sports Network, a first-of-its-kind regional sports network for digital, mobile and over-the-top platforms that allows users to access content whenever and wherever they want.

Monumental and NBC Sports Washington, part of the NBC Sports Group, have developed an advanced media partnership that includes NBCSW's exclusive media rights to the Capitals and Wizards, and saw Monumental become an equity partner in NBCSW. NBC Sports Group has also invested in Monumental Sports Network, creating a cross-equity leadership structure.

Beginning in the fall of 2018, as part of a joint venture with the D.C. mayor's office and Events DC, Monumental will lease space in the new Entertainment & Sports Arena in Ward 8 in Southeast Washington. The new venue and basketball facility will include practice courts for the Wizards and serve as the Mystics and Go-Go home court. The arena is part of the St. Elizabeths East Campus redevelopment and is expected to generate significant expansion of arts, cultural, entertainment and civic programming. This project is designed to be a catalyst for new opportunities in Ward 8 and citywide and create a destination for residents and visitors.

Mr. Leonsis serves on the board of governors for the NBA and NHL as well as on the executive committee of the NHL. He previously was chairman of the NBA media committee.

Revolution and Venture Capital Investor

Mr. Leonsis is a cofounder and partner at Revolution Growth, which invests speed-up capital in businesses outside of Silicon Valley that are leveraging technology and new models to disrupt existing, multi-billion dollar industries. The firm makes a select group of investments each year, typically investing \$25-50 million per deal, and invests in some of the economy's largest sectors including sports, media, entertainment and education technologies, transportation, energy, financial services, food and government services. Investments include companies such as Sportradar USA, DraftKings, Bedrock Manufacturing (parent company of Shinola and Filson), Resonate, Oporo, Customlnk, Cava and sweetgreen. He also serves on the boards of several public companies ranging from American Express to Groupon.

He also has made investments and owned equity in numerous companies, including Google, AOL, Revolution Money, AddThis, Preview Travel (Travelocity), GridPoint, Inside.com, MobilePosse, ObjectVideo, Vox Media, Zedge, Tripotorati, Personal, I-Village, Proxicom, Cricket Media, MediaBank, Two Harbors, Videology, Algentis, Social Radar and Forbes' Travel Guide.

Filmmaker and Digital Entrepreneur

Mr. Leonsis created and produced the award-winning film Nanking. The film premiered at the 2007 Sundance Film Festival and was awarded the Documentary Editors Award. The film went on to win a Peabody Award and an Emmy Award. The film was distributed theatrically, appeared on HBO and is one of the most viewed documentaries of all time because of its wide distribution in theater and on television throughout China. Mr. Leonsis also produced the documentary film Kicking It, which premiered at the 2008 Sundance Film Festival and aired on ESPN. He then produced A Fighting Chance, which aired on ESPN in 2010. In 2013 he produced Lost for Life, a documentary that explores juvenile offenders who have been sentenced to life without parole. Lost for Life was broadcast in 58 countries in 2014 and garnered both critical acclaim and ratings success. Most recently he produced the documentary We the People: The Market Basket Effect, which aired on Pivot and iTunes and was released theatrically.

Mr. Leonsis is the founder and chairman of ViewLift, a full-service content distribution platform for the web, OTT and mobile, which empowers media companies, sports leagues and

teams, education providers and others to monetize their content through native branded apps on every major digital device. ViewLift offers a complete end-to-end solution for creating, launching and monetizing video applications across 28 device platforms, including mobile, over-the-top, connected TV and game consoles. Mr. Leonsis also is the founder, chairman and largest shareholder in SnagFilms, which has more than 5,000 movies, TV show episodes, documentaries and original comedy shorts in its free, online digital library.

Philanthropy

Through the Leonsis Foundation, his sports teams, the Monumental Sports & Entertainment Foundation, SnagFilms and his family's personal giving, Mr. Leonsis supports hundreds of charities each year. In 2015 Mr. Leonsis was named chairman of the board of DC-CAP (District of Columbia College Access Program), which is dedicated to encouraging and enabling D.C. public high school students to enroll in and graduate from college.

Other highlighted charities and causes include Best Buddies, DC Central Kitchen, See Forever Foundation, Venture Philanthropy Partners, Street Soccer USA, YouthAIDS, GlobalGiving.org, College Success Foundation - District of Columbia, Potomac School, Georgetown University, Children's Hospital, Potomac Valley Amateur Hockey Association, Salvation Army Angle Tree, Alliance for Lupus Research, Serve DC, Fort Dupont Ice Arena and Ice Hockey Club, USO of Metropolitan Washington, Capital Area Food Bank, Flashes of Hope, Inova Health System Foundation, UNICEF, obesity prevention and numerous local schools and cancer research and awareness programs.

As the former vice chairman of Washington 2024, Mr. Leonsis assumed a leading role in guiding the region's bid for the 2024 Summer Olympic and Paralympic Games. In June 2014 the United States Olympic Committee identified Washington and three other cities as potential locations.

AOL

During his almost 14-year career at AOL, Mr. Leonsis served as president of America Online Services Company, president of AOL Studios, president of AOL Web Properties, vice chairman and president of AOL Core Services, vice chairman and president of AOL Audience Business and vice chairman emeritus. The company recorded its greatest levels of innovation and growth under his leadership, and in May 2010 AOL named a central office tower The Leonsis Creative Center in his honor. Mr. Leonsis retired from active management of AOL in 2006.

Author

Mr. Leonsis has authored numerous books, including Blue Magic: The People, Power and Politics Behind the IBM PC and The Business of Happiness: 6 Secrets to Extraordinary Success in Work and Life.

Leonsis Facts

- Blogs regularly at Ted's Take (TedsTake.com)
- Previously served a 12-year term on the board of directors at Georgetown University
- Coined term "filmanthropy" to signify films that shine a light on important topics and activate charitable giving (2006)
- Created a 101-item life-list following an early 1980s reckoning and has checked off 83 of the 101 things to do
- Founded the first new media company: Redgate Communications in 1986
- Coined the phrase "New Rules - New Media" in 1987
- Co-invented successful board game "Only in New York" (1983)
- Founded six personal computer magazines between 1981 and 1988
- Served as mayor of Orchid, Fla. (1990-94)

Awards and Honors

- Emmy Award
- Peabody Award
- Sports Business Journal 50 Most Influential People in Sports Business
- Washington Business Man of the Year
- Washingtonian of the Year
- Georgetown University John Carroll Award
- United States Sports Academy Theodore Roosevelt Meritorious Achievement Award
- Greater Washington Urban League Unsung Philanthropist Award
- TAPS Engaged Philanthropist Award
- Tech Council of Maryland Lifetime Achievement Award
- Northern Virginia Technology Council Hall of Fame Award
- Top 10 Creative Executives in America
- Top 20 Most Powerful People in Sports
- Lowell (Mass.) High School Alumni Hall of Fame





Dick Patrick

Vice Chairman, Monumental Sports & Entertainment President, Washington Capitals

Dick Patrick has been part of the Washington Capitals organization since 1982 and was one of Ted Leonsis's original partners when Monumental Sports & Entertainment was formed in June 2010. Mr. Patrick is President of the Capitals and Vice Chairman of Monumental Sports & Entertainment. For the first five years of MSE's existence, Mr. Patrick also assumed initial responsibility as Chief Operating Officer and was involved in all facets of operating three professional sports franchises – the Capitals, Washington Wizards and the Washington Mystics – and Capital One Arena.

For three generations the family name of Patrick has been synonymous with the sport of hockey and the National Hockey League. Mr. Patrick's grandfather, Lester Patrick, was the longtime coach and general manager of the New York Rangers. In his honor the Lester Patrick Trophy is awarded annually for "outstanding service to hockey in the United States." It was Lester who instilled in his family the desire to remain active in the advancement of the sport of hockey and the National Hockey League. Mr. Patrick's father, Muzz, and uncle, Lynn, both played on the 1940 New York Rangers team that captured the Stanley Cup. In October 2012, Dick Patrick was awarded the Lester Patrick Trophy for his contributions to hockey in the United States. Last season Mr. Patrick and his son, Chris, who is the Capitals director of player personnel, became the sixth and seventh family members of the Patrick to win the Stanley Cup, a tradition that goes back 100 years in their legendary family.

Mr. Patrick's cousin, Craig Patrick, played for the Capitals from 1977-79. He won two Stanley Cups as general manager of the Pittsburgh Penguins and was enshrined in the Hockey Hall of Fame in November 2001 in the "builder" category.

Before Mr. Patrick's arrival, the Capitals had never advanced to postseason play. In his 35 seasons with the club, Washington has qualified for the playoffs 28 times – including the team's Stanley Cup championship in 2018, the run to the Stanley Cup Final in 1998 and three Presidents' Trophy-winning teams (2009-10, 2015-16, 2016-17).

In addition to his commitment to the Capitals, Mr. Patrick previously served as co-chairman of the Washington, D.C., Division of the Fighting Blindness League. FBL, a charity event sponsored by the National Hockey League, benefits the Foundation Fighting Blindness in the fight against retinal degenerative diseases. Held in nine NHL cities on the eve of the Stanley Cup playoffs, FBL gives participants the chance to "own" an imaginary NHL franchise and participate in a rotisserie-style fantasy draft of NHL players.

Born in 1946 in Victoria, B.C., Mr. Patrick grew up in the United States. He earned his undergraduate degree from Dartmouth College and a law degree from the Washington College of Law at American University. He has developed commercial real estate in the Washington, D.C., area for more than 20 years and, while raising children who have skated within local youth hockey programs, he has been instrumental in increasing the Capitals' involvement in youth programs throughout the area.



Monumental Sports & Entertainment

Monumental Sports & Entertainment owns and operates five professional sports teams: the NBA's Washington Wizards, NHL's Washington Capitals, the WNBA's Washington Mystics and the AFL's Baltimore Brigade and Washington Valor. Monumental, which merged Lincoln Holdings and Washington Sports and Entertainment on June 10, 2010, also owns and operates Capital One Arena, the premier sports and entertainment venue in Washington, D.C. Additionally, the group operates Kettler Capitals Iceplex, the Capitals' state-of-the-art training facility in Arlington, Va., and George Mason University's Patriot Center, located in Fairfax, Va.



Monumental Sports & Entertainment operates in the nation's fifth-biggest media market and is one of the largest integrated sports and entertainment companies in the country with one of the most diverse partnership groups in all of sports.

Raul Fernandez

Vice Chairman, Monumental Sports & Entertainment

Raul Fernandez has more than two decades of investing and executive experience helping scale innovative and fast-growing technology companies. Most recently, he served as Chairman and Chief Executive Officer of ObjectVideo, a leading developer of intelligent video surveillance software, which was sold to Alarm.com. He is also a Special Advisor at General Atlantic, a growth equity firm with more than \$28 billion under management, providing strategic support and advice to the firm's investment teams and portfolio companies.

Mr. Fernandez is well known in the technology industry and the Washington, DC area as the founder of Proxicom (NASDAQ: PXCM), which under his leadership evolved into a leading global provider of e-commerce solutions for Fortune 500 companies. Founded in 1991, he grew the company to over 2,000 consultants and \$200 million in revenue before taking Proxicom public in 1999. He later sold the company to Dimension Data in a transaction valued at \$450 million. From 2000 to 2002, he served as Chief Executive Officer for Dimension Data North America, an information systems integrator company, and as a director of its parent company, Dimension Data Holdings Plc, in 2001.

From 2001 until the company was sold in July 2017, Mr. Fernandez served on the board of directors of Kate Spade & Company, where he was Chairman of the Compensation Committee. Mr. Fernandez is also currently on the board of directors at AtSite, Inc., a privately held company that provides innovative building performance management solutions, and Perfect Sense, Inc., a digital application development platform. He previously served as Chairman of the Board, Chief Executive Officer and President of Proxicom, Inc., a publicly traded internet development and e-business consulting company he started in 1991. Mr. Fernandez also served as a member of President George W. Bush's Council of Advisors on Science and Technology.

Mr. Fernandez has been profiled by The Wall Street Journal, Fortune, Forbes, CNBC, The Industry Standard, The Washington Post, and CNN.

Mr. Fernandez, a native Washingtonian, is an active philanthropist in D.C. regional nonprofits, focusing his energy primarily on educational reform. In 2000 he co-founded Venture Philanthropy Partners (VPP), a philanthropic investment organization based in Washington, DC. Mr. Fernandez is also the Chairman of Fight for Children, and a board member of DC College Access Program (DC-CAP) and the Fernandez Foundation.

Mr. Fernandez is an active technology investor in disruptive companies, including Undercover Colors, SyncThink, Radius Networks, Cloud9 eSports, Professional Fighters League (MMA), and Snap+Style Business, a mobile SaaS styling platform that empowers brands and their associates to engage customers using curation, personalization and conversion features that deliver proven results.

Mr. Fernandez holds a bachelor's degree in economics from the University of Maryland.

Sheila C. Johnson

Vice Chairman, Monumental Sports & Entertainment
President and Managing Partner, Washington Mystics

Sheila C. Johnson is an entrepreneur and philanthropist whose accomplishments span the arenas of hospitality, sports, TV/film, the arts, education, women's empowerment and community development.

In 2005, she founded Salamander Hotels & Resorts and now oversees a growing portfolio of

luxury properties. Grand Golf Resorts of Florida features three golf and family resorts reaching from the Gulf to the Atlantic – Innisbrook Resort near Tampa, Reunion Resort in Orlando, and Hammock Beach Resort in Palm Coast. The luxurious Salamander Resort & Spa opened on August 29, 2013 in Middleburg, Virginia, in the heart of Virginia's horse and wine country. The latest project, The Henderson, a Salamander Beach Resort will open June 2017.

As vice chairman of Monumental Sports & Entertainment and president and managing partner of the WNBA's Washington Mystics, Ms. Johnson is the first African-American woman to have a stake in three professional sports teams, including the Washington Wizards (NBA) and the Washington Capitals (NHL). As a founding partner of BET (Black Entertainment Television), she pioneered modern

television programming and created the award-winning program Teen Summit, an issues-oriented talk show for the network's youth viewers. Currently Ms. Johnson produces films that convey a strong humanitarian message, with completed projects including Kicking It, A Powerful Noise, She Is the Matador and The Other City, a critically acclaimed documentary about the HIV/AIDS crisis in Washington, D.C. Her latest film, Lee Daniels' The Butler, was distributed by Harvey Weinstein and was nominated for several Screen Actor Guild awards.

Ms. Johnson serves on the Board of Governors for Parsons School for Design in New York as well as on the boards of Harvard Kennedy School Board Center for Public Leadership and the Executive Committee of the USGA. In 2006, Ms. Johnson was named global ambassador for CARE, a leading aid organization that fights global poverty by empowering women.

An accomplished violinist, Ms. Johnson earned a bachelor of arts in music from the University of Illinois as well as honorary degrees from numerous other institutions. A mother of two, she lives in Middleburg, Va., with her husband, the Honorable William T. Newman Jr.

Monumental Sports & Entertainment Partners

David T. Blair is chairman of Accountable Health Solutions Inc., which is based in Rockville, Md. Accountable Health Solutions is a healthcare services company that develops technology-enabled solutions to improve quality, increase efficiency and reduce costs in the delivery of healthcare. From its founding in 1998 through 2012, Mr. Blair served as chairman and chief executive officer of Catalyst Health Solutions Inc., a Fortune 500 company. Catalyst was acquired by SXC Health Solutions in 2012 for \$4.8 billion.

Through their family foundation, Mr. Blair and his wife, Mikel, support a number of local and national philanthropic organizations. He also serves as a board member and acts in an advisory capacity to several corporations and non-profits. The Blairs reside in Potomac, Md., with their six children.

Scott Brickman is the managing director of Long Grove Capital an investment firm which invests in a broad array of businesses. The firm has a special focus on enterprises with social missions. Mr. Brickman is the retired Chairman and CEO of the Brickman Group, the nation's largest landscape services company which under his leadership grew from a handful of regional branches to 170 branches throughout the country employing over 12,000 associates. Mr. Brickman also serves as a senior advisor to Kohlberg and Co. and the Conscious Leader Group. He sits on the boards of Osmose, Aegis and Product Lab.

Active in philanthropy with a focus on poverty, homelessness and education. Mr. Brickman sits on the board of Catholic Charities, The Don Bosco Cristo Rey School, Neediest Kids, and is a member of Venture Philanthropy Partners.

Neil D. Cohen is the CEO of Snapfish.com and President and Chief Executive Officer of District Photo Inc., which is one of the largest direct-to-consumer digital print, variable data printer and gift fulfillment services in the world. Mr. Cohen started with the company in 1976 and has been president and CEO since 1989. The company, which has facilities in Beltsville, Md., Chambersburg, Pa., Phoenix, Newton Abbott in the United Kingdom and Melbourne, Australia, provides services to most major on-line providers, major retailers and to its company-owned brands. Prior to the digital revolution, District Photo was the largest independent mail order and wholesale photo film processor in the United States and the United Kingdom.

Mr. Cohen, a native of Washington, D.C., is the past president of the Photo Marketing Association International. He is also involved in numerous business groups, including the World Presidents' Organization, and a wide range of philanthropic organizations serving children's needs, education, faith-based organizations and health-related causes, frequently holding committee or chair responsibilities in these groups.



Monumental Sports & Entertainment

Jack Davies was the founder and president of AOL International and now serves on the board of directors of Scholastic, the global children's publishing and media company. Prior to joining AOL in 1993, Mr. Davies was managing director of Citicorp's London-based consumer mortgage business after serving as vice president, Europe, for RCA Records. He began his career at General Electric where he held numerous senior consumer marketing positions. Mr. Davies earned an MBA in marketing (1973) and a bachelor's degree in political science (1972) from the University of Rochester.

Active in philanthropy in the D.C. area, Mr. Davies serves on a number of boards including the Board and Executive Committee of Venture Philanthropy Partners. In addition he is on the board of See Forever Foundation, CharityWorks, Teach For America - DC Region and The Economic Club of Washington, D.C.

Richard D. Fairbank is founder, chairman and chief executive officer of Capital One Financial Corporation, a broadly diversified financial services company ranked 124th on the Fortune 500. Mr. Fairbank founded Capital One in 1988 based on his belief that the power of information, technology and testing could be harnessed to bring highly customized financial products directly to consumers. Headquartered in McLean, Va., Capital One is the eighth largest bank in the United States, offering a broad spectrum of financial products and services to consumers, small businesses and commercial clients. Additionally, Capital One has international businesses in the United Kingdom and Canada.

Capital One has been widely recognized for its entrepreneurial culture, progressive work place, and community engagement. Capital One has been named to: Fortune's 100 Best Companies to Work For, Working Mother's 100 Best Companies, Forbes Best Employers in the United States and named a Top Companies for Leaders by AON Hewitt Associates.

Mr. Fairbank has been recognized for his community and industry leadership, including his 2008 appointment to the President's Council on Service and Civic Participation. He also was honored as a 2008 Washington Business Hall of Fame Laureate and was named 2006 Banker of the Year by the American Banker. Mr. Fairbank has also been recognized as one of the top "100 CEO Leaders In STEM" by STEMconnector in partnership with US News and World Report, the Business-Higher Education Forum and Fortune magazine. Mr. Fairbank holds an MBA from the Stanford Graduate School of Business and a bachelor's degree in economics from Stanford University.

Michelle DiFebo Freeman is the owner and CEO of the Carl M. Freeman Companies, a Real Estate company established in 1947, that specializes in land acquisition, land planning, development and redevelopment, and the management of award-winning, amenity-rich residential communities, neighborhood shopping centers and commercial properties. Freeman Companies also owns and operates three golf courses including, Bayside, an 18-hole, award-winning Jack Nicklaus Signature Course in Fenwick Island, DE.

Ms. Freeman is president and chairman of the Carl M. Freeman Foundation, which has been giving grants to organizations where her employees live, work and play since 1947. She is the founding Chairman of the Joshua M. Freeman Foundation, which honors her late husband Joshua Freeman by providing arts and arts education to create opportunities to elevate the human spirit. She was the visionary of the Foundation's first program, The Freeman Stage at Bayside. Ms. Freeman received the 2014 Irene and Abe Pollin Humanitarian Award on behalf of the Carl M. Freeman Foundation, Coastal Style Magazines Business Woman of the Year for 2015-2018 as well as numerous other awards for her business and philanthropic leadership. Ms. Freeman serves as a board member at Halcyon Foundation and The Georgetown University Entrepreneurship Advisory Group at McDonough School of Business. She was a founding partner in WE Capital, a consortium of leading businesswomen deploying capital to empower the next generation of female entrepreneurs changing the world. Ms. Freeman is most proud of her three children: Nicholas, Benjamin and Juliana Freeman.

Richard Kay is currently chairman of Sentrillion Inc., a border security, cyber-security, information assurance and healthcare managed services company. He is the former founder, chairman and CEO of OTG Software, a data storage software company that he founded in 1992. OTG became the leader in online data storage solutions. OTG was acquired by Legato Systems in 2002 and Mr. Kay remained on the board of directors until the acquisition of Legato Systems by EMC in 2003.

Mr. Kay currently serves on the board of directors of the University of Maryland School of Engineering. He is a special partner with ABS Capital, a multibillion dollar equity investment firm focused on healthcare, IT and media companies. Mr. Kay is also an honorary member of the board of directors of Venture Philanthropy Partners.

Jeong H. Kim is chairman of Kiswe Mobile Inc., a start up focusing on interactive mobile video. Prior to that, he was the 11th President of Bell Labs, the communication industry's most heralded research organization. His background ranges from being a CEO of a high technology start-up to senior executive of a Fortune 500 corporation. Dr. Kim's early career encompassed computer design, satellite systems design and data communications, including seven years as a nuclear submarine officer in the U.S. Navy.

Dr. Kim holds a Ph.D. in reliability engineering from the University of Maryland, a master's degree in technical management and bachelor degrees in electrical engineering and computer science from Johns Hopkins University. He received an Honorary Doctor of Engineering from Stevens Institute of Technology, and a Doctor of Science, Honoris Causa, from Postech University in South Korea. Dr. Kim has sat on numerous corporate, University and non-profit boards and currently serves on the boards of Samsung Electronics Co., ARRIS International plc and the Nuclear Threat Initiative. He is a member of the National Academy of Engineering and was named one of the 10 most influential Asian Americans in business for 2005 by the U.S. Pan Asian American Chamber. In January, 2014 the government of France awarded him membership in the Legion of Honor for his services in global technology.

Mark D. Lerner, representing members of the Lerner | Cohen | Tanenbaum family, is Managing Principal Owner and Vice Chairman of the Washington Nationals Baseball Club and a principal of Lerner Enterprises, a Rockville, Md., based real estate development, management and investment company founded in 1952 by his father, Ted Lerner. Lerner Enterprises' development activity is mainly concentrated in the Washington, D.C., metropolitan area.


Some of the company's major projects include White Flint, White Flint North, Washington Square at 1050 Connecticut Avenue, NW, 20 M Street, SE, 2000 Tower Oaks Boulevard, The Corporate Office Centre at Tysons II, Dulles Town Center, Fallsgrove Village Center and the Greenbelt Marriott Hotel, among many others. Lerner Enterprises also has developed and manages many residential communities in the Washington, D.C., area. In addition, Lerner Enterprises is a partner in Chelsea Piers, a 30-acre sports and entertainment complex located on the Hudson River in New York City.

Mr. Lerner and his family have been involved in many worthwhile causes including the Charles E. Smith Jewish Day School, Hebrew University of Jerusalem, The George Washington University, Georgetown Day School, The Scleroderma Foundation of Greater Washington, Jewish Community Centers of Greater Washington and the District of Columbia, JCC Maccabi Games, The United States Holocaust Memorial Museum, Imagination Stage, ADL In Concert against Hate, YouthAids, Juvenile Diabetes, Junior Achievement, Food and Friends and the Washington Nationals Dream Foundation, among many others. He currently serves as a trustee of the Jewish Community Center of Greater Washington, a member of the board of Hillel at The George Washington University, the advisory board of Israel Bonds and vice president and a board member of the Washington Nationals Dream Foundation.

Roger Mody is the founder and chairman of The Mody Foundation, whose goal is to provide higher education, health-based and athletics funding for economically disadvantaged inner-city children. Mr. Mody also is an associate publisher of Inc. Magazine and has been featured on CNN. He is the former chairman and CEO of SIGNAL Corporation, an information technology services company supporting the Federal Government. SIGNAL Corporation was subsequently sold to General Dynamics. Mr. Mody and SIGNAL were the recipients of multiple industry and growth awards, including Ernst & Young High Technology Entrepreneur of the Year, KPMG Peat Marwick High Technology Entrepreneur of the Year, Small Business Administration (SBA) Entrepreneur and Business of the Year, Washington Technology Fast 50 Growth Award, Arthur Andersen's Best Practices Award for Exceeding Customer Expectations, Deloitte & Touche's Fast 500 and Inc. 500, among others.

The Mody Foundation has been actively involved in the Washington-area philanthropic community, participating with the St. Jude's Children's Research Hospital, Juvenile Diabetes Research Foundation, The Orphan Network, National Multiple Sclerosis Society and the Easter Seals. The Mody Foundation also has supported Cardinals AAU Basketball, Alexandria Rising Stars Basketball, Joe Gibbs' Youth For Tomorrow and The Good Samaritan Foundation. Mr. Mody was a charter member of the Redskins Leadership Council and served as chairman of Washington's 2003 Fight Night, which raised a then record \$2 million for the Fight for Children organization. Mr. Mody is also a Director of the MSE Foundation.

Monumental Sports & Entertainment



Anthony Nader is managing director of SWaN & Legend Venture Partners. SWaN & Legend is a portfolio of widely diversified investments, including growth-oriented companies, startup ventures, domestic and international real estate holdings and the Washington Nationals Baseball Club.

Mr. Nader is vice chairman at Asurion, a company that he successfully merged with his company, NEW, in 2008. He joined the upstart NEW in 1990 as chief operating officer, was named president in 1999 and chief executive officer in 2006. Under his leadership, NEW grew to be the largest global provider of extended service plans for the consumer electronics and appliance industry.

Mr. Nader serves on a number of volunteer and for-profit boards. He is the chairman of the Inova Health System Board of Trustees. He is the past chairman of the Inova Health System Foundation Board where he has served since 2001. He serves on the Board of The Cranemere Group Limited, Optoro Inc., BigTeams, Arlington Asset Investment Corp., DuraTap and MusiCapital. He is a member of Venture Philanthropy Partners, The Economic Club of Washington, D.C., is a past member of the Young Presidents' Organization (YPO) and is a current member of YPO Gold (formerly the World Presidents' Organization). Mr. Nader is a graduate of John Carroll University and holds an MBA from the Weatherhead School of Management at Case Western Reserve University. He and his wife, Annette, have three children.

Fredrick D. Schaufeld founded NEW Corp. (now NEW Asurion Corp.) in 1983 with a \$79 investment. NEW Asurion is now the world's largest consumer product protection company, employing over 18,000 people throughout the globe. In 2006 Mr. Schaufeld founded SWaN Investors (predecessor to SWaN & Legend Venture Partners) with Tony Nader and Cliff White. Mr. Schaufeld sits on the boards of Fund investments CustomInk, KIND, José Andrés' Think Food Group, Noodle Companies and Sugar 23. He is a partner in the Washington Nationals, Team Liquid and the Professional Fighters League (PFL).

He and his wife, Karen, live in Virginia and are active in organizations dedicated to early childhood development, literacy, health, environment, peace and the arts. He sits on the boards of a number of nonprofit organizations, including Fight for Children and is the chair of the Inova Health Foundation. He is a member of Venture Philanthropy Partners and is an active supporter of the Schaufeld Family Heart Center of the Inova Loudoun Hospital, the Fredrick D. and Karen G. Schaufeld Lower School of Loudoun Country Day School, Leesburg, Va., and the Fredrick D. Schaufeld Scholarship Program, Westbury, N.Y. He received his BA in government from Lehigh University.

Earl Stafford founded The Stafford Foundation in 2002, a faith-based, non-profit organization founded on promoting the principles of Jesus Christ. The foundation provides support and assistance to the underserved and the socially and economically distressed in order for them to become self-reliant. The Stafford Foundation created and funded The People's Inaugural Project which brought together over 400 of the nations underserved and marginalized to witness and participate in the historic inauguration of President Obama. The foundation then launched its nationwide Doing Good campaign, created to inspire and encourage people across all socio-economic levels to get involved and volunteer their efforts to help make their communities and the world better. Mr. Stafford also serves as the Chief Executive Officer of The Wentworth Group, LLC, a privately-held holding company that provides essential business services and growth investment support to commercial, technology-focused small businesses. Prior to assuming his current position, Mr. Stafford served as the Chairman and Chief Executive Officer of Universal Systems & Technology, Inc. (UNITECH), an advanced training and simulation technology company that provided innovative solutions to solve mission-critical military, national security and counterterrorism issues worldwide.

Before entering the corporate world, Mr. Stafford had a distinguished career in the U.S. military which included service as the assistant Air Force Liaison Officer to the Federal Aviation Administration. He currently serves on the Boards of the Horatio Alger Association, the Wesley Theological Seminary, the Apollo Theater Foundation, the National Symphony

Orchestra, the Morehouse College Board of Trustees, and the Morehouse College – Andrew Young Center for Global Leadership. Mr. Stafford received a Presidential appointment to the Woodrow Wilson Center International Center for Scholars.

Mr. Stafford holds a bachelor's degree in business from the University of Massachusetts, Amherst and an MBA from Southern Illinois University. He is a graduate of the OPM executive program at Harvard Business School and holds several honorary doctoral degrees. Mr. Stafford and his wife Amanda reside in McLean, Virginia.

George P. Stamas is a senior partner in the Washington and New York offices of the international law firm Gibson, Dunn & Crutcher LLP. A graduate of the Wharton School of the University of Pennsylvania (1973) and the University of Maryland Law School (1976), Mr. Stamas began his career as a special counsel in the Enforcement Division of the Securities and Exchange Commission.

He has been listed in Chambers USA: America's Leading Lawyers and Best Lawyers in America for many years and was previously named by The American Lawyer as one of the leading 45 lawyers in America under the age of 45.

Mr. Stamas was the former vice chairman of the board of Deutsche Banc Alex Brown, Inc., a founding board member of FTI Consulting (NYSE), and a venture partner of New Enterprise Associates and is active in numerous local and national civic affairs. In addition to being a member of the Council on Foreign Relations, he is on the board of the Shakespeare Theatre Company, Leadership 100, Caves Valley Golf Club, the Baltimore Orioles, is an Archon of the International Order of St. Andrew, and is President of the Board and co-founder of the Hellenic Initiative.

Cliff White was a founding partner and the financial architect of NEW Customer Service Companies, Inc. (NEW), the nation's leading provider of extended service plans and buyer protection programs for consumer products. Founded in 1983 with headquarters in Sterling, Va., the award-winning post-sale consumer care company through a merger in 2008 became a unit of Asurion Corporation.

Mr. White is a graduate of Lehigh University, where he currently serves on the advisory board for the Dean of the College of Business and Economics. He started his career as a CPA with Deloitte Haskins & Sells in New York City. Currently he along with two other founding members of NEW are partners in SWaN Investors, a diversified private investment fund with over two dozen investments, including the Washington Nationals Baseball Club.

Mr. White is an active philanthropist and sits on the Board of the Community Foundation of Montgomery County, where he and his wife Debbie have their family foundation. In addition to his board duties, Cliff is also on the foundation's Sharing Montgomery Grants Committee and the founder and chair of the foundation's Neighbors in Need Montgomery Fund, which assists vulnerable county residents with safety net services (food, housing & employment), workforce development, and educational opportunities. Cliff and Debbie are also donors in Venture Philanthropy Partners, an innovative philanthropic organization that makes investments in high-performing nonprofit organizations that serve children and youth of low-income families in the National Capital region, where Cliff currently serves on its board. In addition, Cliff is the Treasurer of St. Dunstan's Episcopal Church in Bethesda, MD.





Brian MacLellan

Senior Vice President, General Manager and Alternate Governor

Brian MacLellan completed his fifth season as general manager of the Capitals. MacLellan, 60, was named the sixth general manager in the Capitals history on May 26, 2014 and is in his 17th season with Washington

after serving as the team's assistant general manager, player personnel for the previous seven seasons.

During MacLellan's tenure as general manager, the Capitals are 253-115-42 and have recorded the most points (548) and second-most wins in the NHL during that span.

With MacLellan at the helm, the Capitals won their first Stanley Cup in 2017-18. Washington also eclipsed 100 points in the regular season for the fifth-straight season, all under MacLellan, and finished first in the Metropolitan Division for the fourth consecutive season, marking the second time in franchise history the Capitals won their division four consecutive times.

In the 2016-17 season, the Capitals won their second consecutive Presidents' Trophy, marking the seventh time in NHL history a team has won the Presidents' Trophy in consecutive seasons. Washington posted a 55-19-8 record, marking the second-most wins and third-most points (118) in a season in franchise history. The Capitals recorded 55 wins in two straight seasons (2015-16: 56, 2016-17: 55), joining the Montreal Canadiens (1975-78) as the only teams in NHL history to win 55 or more games in consecutive seasons. Washington also earned 238 points in the last two seasons, marking the most points in two straight seasons since Montreal recorded 244 points from 1977-79.

In the 2015-16 season, Washington led the NHL with a record of 56-18-8 (120 points) and captured its second Presidents' Trophy in franchise history (2009-10). The Capitals set franchise records in wins and road wins (27) and MacLellan was named a finalist for the 2015-16 NHL General Manager of the Year Award.

In his first season, Washington posted a record of 45-26-11 (101 points), reaching the 100 point mark for the eighth time in team history and the first since the 2010-11 season.


In his previous role, MacLellan oversaw the club's professional scouting staff and worked closely with the team's American Hockey League affiliate, the Hershey Bears, who won the Calder Cup in 2006, 2009 and 2010. MacLellan, who served as a pro scout for the Capitals from 2000-03 prior to his promotion to director of player personnel, assisted and advised the general manager in all player-related matters.

MacLellan, who won a Stanley Cup with the Calgary Flames in 1989, recorded 413 points (172 goals, 241 assists) in 606 games during his 10-year NHL career with the Los Angeles Kings, New York Rangers, Minnesota North Stars, Calgary Flames and Detroit Red Wings. MacLellan also won a silver medal with Team Canada at the 1985 World Championship in Prague.

The Guelph, Ont., native played hockey at Bowling Green State University from 1978-82, registering 143 points (64g, 79a) in 160 games. MacLellan's 345 career penalty minutes rank sixth in school history. The 6'3" forward earned 63 points his freshman year, marking the second most points by a freshman in school history behind teammate George McPhee, who tallied 88 points the same season. Late in his junior season, MacLellan moved to defense, and was named an All-American defenseman and First-Team All-CCHA in 1982. MacLellan served as co-captain for the Falcons from 1980-82. He was elected to the Bowling Green Athletic Hall of Fame in 1987. MacLellan graduated with a bachelor of science in business administration from Bowling Green and earned his MBA in finance from the University of St. Thomas in 1995. He went on to work for an investment consulting firm in Minneapolis before joining the Capitals as a pro scout.



MacLellan addressing the media at the 2016 NHL Awards as a GM of the Year candidate.



MacLellan hoists the Stanley Cup following the Capitals' Game 5 win in Las Vegas.



Nicklas Backstrom waves to the crowd during a ceremony honoring him as the all-time franchise leader in assists as general manager Brian MacLellan and Washington Capitals owner Ted Leonsis look on before the start of a game against the New York Rangers at Verizon Center on April 11, 2015.



Ross Mahoney

Assistant General Manager

Ross Mahoney completed his fifth season as assistant general manager with Washington. Mahoney served as the Capitals' director of amateur scouting for the previous 16 seasons. As assistant general manager, Mahoney is responsible for the NHL Entry Draft, the club's developmental programs, evaluations of opposing teams prospects and oversees the organization's amateur scouting staff. In Game 5 of the 2018 Stanley Cup Final, 12 players, all drafted during Mahoney's tenure, were in the lineup.

Prior to joining the Capitals, Mahoney was a scout with the Buffalo Sabres and Vancouver Canucks. He has coaching experience with the University of Regina, the Western Hockey League's Regina Pats and at the international level. He twice coached Team Western in the World Under-17 Challenge. In 1995, he coached Team Saskatchewan to the gold medal at the Canadian Winter Games.

Mahoney earned a degree in education from the University of Regina, where he played hockey for the Cougars. After graduating, he spent 17 years as a teacher.

Mahoney played junior hockey for the Tier II Regina Pat Blues and the Regina Pats in the WHL. He also played four years at the University of Regina, helping lead his team to two national finals. Mahoney was inducted as a player in the Saskatchewan Baseball Hall of Fame in 1997 and in the Saskatchewan Sports Hall of Fame in 1999.

Mahoney and his wife, Traci, reside in Regina, Saskatchewan. He has a son, Michael, and a daughter, Katie.



Don Fishman

Assistant General Manager, Director of Legal Affairs

Don Fishman completed his 14th season with the Washington Capitals and 11th as assistant general manager and director of legal affairs. In this role, he handles player contract negotiations, player contract research and analysis, the club's day-to-day salary cap position, team salary cap strategic planning, the salary arbitration process, NHL and team salary cap analysis, and interpretation of NHL/NHLPA Collective Bargaining Agreement (CBA) issues. Fishman also assists the club's general manager with the day-to-day operations of the Capitals hockey operations department such as roster issues, player movement, preseason and regular season scheduling, budgeting, and training camp planning.

Fishman, who spent two seasons as director of legal affairs and hockey administration before his appointment to assistant general manager, also helped lead the organization's efforts on a number of other special projects, including attracting two World Cup of Hockey exhibition games to Washington in 2016, bringing the United States Men's Olympic Hockey Team

Orientation Camp to the Capitals' Arlington, Virginia training facility in 2013, and bringing American Hockey League hockey games to Washington in 2012 and 2014. Fishman was also involved with the planning for two NHL Winter Classic outdoor hockey games involving the Capitals, held in Pittsburgh in 2011 and at Nationals Park in Washington D.C. in 2015. Finally, Fishman serves as legal counsel for the Capitals organization generally. His "capology" session for fans is an annual fixture at the Capitals Convention.

Prior to joining the Capitals, Fishman served as general counsel of two Washington, D.C. city government agencies. In his role with District government, he worked as part of the local host committee that successfully bid for the NCAA Men's Hockey Frozen Four, held in Washington, D.C. in 2009. Fishman also worked as a corporate and communications lawyer in Washington and Los Angeles with Latham & Watkins and Ervin, Cohen & Jessup. Fishman, a native Washingtonian, graduated with an economics degree from Harvard College, where he also served as the radio voice of Harvard Hockey, and a law degree from UCLA School of Law.





Todd Reirden

Head Coach

Reirden, 47, completed his first season as Capitals' head coach after serving as an associate coach the last two seasons and assistant coach from 2014-16. Last season, Reirden helped lead the Capitals to their first Stanley Cup Championship in franchise history.

In his first season as head coach, Reirden led the team to a 46-28-8 record, marking the second-best 82 game start in franchise history. The Capitals claimed the Metropolitan Division and finished with the fourth best record in the NHL. The Capitals finished the season with a 24-15-2 record on the road, tied for second most road wins in the NHL and in franchise history. Washington had seven players who reached the 20-goal plateau, tied with Columbus for most in the NHL this season.

In his four previous seasons with the Capitals, Reirden was responsible for the team's defensemen. During that span, the Capitals have posted a record of 205-89-34 and ranked second in goals against average (2.45). Last season, Washington defensemen combined for 176 points, including 138 at even strength. Capitals defenseman John Carlson led the NHL with 68 points, marking the fourth time in the last 10 seasons a Caps defenseman has finished in the top-10 among defensemen scoring, the second to finish in the top two and the first to finish first under Reirden.

During the 2016-17 season, the Capitals ranked first in the NHL in goals against per game (2.16), marking Washington's lowest goals against per game in franchise history. In addition, the Capitals ranked fourth in shots against per game (27.8) and the Capitals held their opponents to the fewest goals in an 82-game season in franchise history (182). During the 2015-16 season, the Capitals held their opponents to 30 or fewer shots in 15 consecutive games (10/15-11/18), marking the longest streak for Washington since 1984-85. Reirden helped lead the Capitals to the fifth-ranked power play in the NHL (21.9) and Washington defensemen ranked tied for sixth in the League in even-strength points (122).

In his first season with the Capitals, Reirden helped lead Washington to the highest power-play percentage in the NHL (25.3%) and helped Capitals blueliners rank third in the NHL in points by defensemen (182), tied for first in the League in even-strength points by defensemen (137) and tied for first in multi-point games by defensemen (37). Washington defensemen also recorded 150 assists in 2014-15, passing their total from 2013-14 (108). Reirden helped the Capitals improve in several defensive categories, ranking seventh in the NHL in goals against (2.43) season after finishing 21st in the League in 2013-14 (2.79) and rank tied for 10th in shots against per game (28.9) in 2014-15 after ranking 27th (33.5) in 2013-14. In addition, the 2014-15 Capitals had the largest decline in shots against (-4.6 per game) from the previous season of any NHL team in the last seven seasons.

Prior to joining the Capitals, Reirden spent four seasons as an assistant coach with the Pittsburgh Penguins and worked closely with Pittsburgh's defensemen and power-play unit. Under his guidance, the Penguins' power play scored the most power-play goals (164) and posted the highest power-play percentage (22.3%) in the NHL since 2011. Reirden oversaw a defensive corps that ranked seventh in goals (38) in 2013-14, sent three players to the 2014 Winter Olympics (Olli Maatta, Paul Martin, Brooks Orpik) and ranked in the top 12 in goals against in three of his four seasons with the team.

Reirden joined the Penguins organization in 2008 as an assistant coach with Wilkes-Barre/Scranton Penguins of the AHL and was promoted to head coach following Dan Bylsma's promotion to Pittsburgh. In his two seasons as head coach of Wilkes-Barre/Scranton, Reirden guided the team to a 55-43-8 record and has seen 36 of his former players reach the NHL, including 15 defensemen who played in the NHL during the 2013-14 season. During the 2009 playoffs, the Deerfield, Ill., native joined Pittsburgh's extended playoff coaching staff and assisted with in-game adjustments, helping the team capture the Stanley Cup. Prior to joining the Penguins organization, Reirden spent one season as an assistant coach with his alma mater - the Bowling Green Falcons.

Reirden was selected by New Jersey in the 12th round, 242nd overall, in the 1990 NHL Draft. He recorded 46 points (11g, 35a) and 181 penalty minutes in 183 career NHL games with Edmonton, St. Louis, Atlanta and Phoenix.



Reirden on the ice for practice at MedStar Capitals Iceplex during training camp.



Reirden hoists the Stanley Cup following the Capitals' Game 5 win in Las Vegas.



Reirden was named the 18th head coach in Capitals history on June 29, 2018.



Scott Arniel

Assistant Coach

Arniel, 56, completed his first season as an assistant coach with the Capitals after spending the past five seasons as an associate coach with the New York Rangers. Arniel brings more than 15 years of professional coaching experience, which includes serving as head coach for the Columbus Blue Jackets from 2010-12.

The Kingston, Ont., native compiled a 218-136-21-21 record in five seasons as head coach in the American Hockey League with the Chicago Wolves and the Manitoba Moose. Arniel guided the Moose to the Calder Cup Final in 2009 after posting franchise records with 50 wins and 107 points to finish atop the AHL standings. Arniel captured the Louis A.R. Pieri Memorial Award that season as the AHL Coach of the Year.

Arniel also served as an assistant coach with the Buffalo Sabres (2002-2006) and with the Manitoba Moose (1999-2002).

Prior to joining the coaching ranks, Arniel won two Memorial Cup Championships with the Cornwall Royals in the QMJHL and won a gold medal in the 1982 World Junior Championship, Canada's first-ever gold medal in the tournament. Arniel appeared in 730 NHL games with the Winnipeg Jets (1981-86; 1990-91), Buffalo Sabres (1986-90), and Boston Bruins (1991-92), registering 338 points (149g, 189a) in 11 seasons. Arniel was originally selected by Winnipeg in the second round, 22nd overall, in the 1981 Entry Draft.

Arniel and his wife, Lia, have a son, Brendan, and a daughter, Stephanie.



Reid Cashman

Assistant Coach

Cashman, 35, completed his first season as an assistant coach with the Capitals after spending the past two seasons as an assistant coach with the Hershey Bears. In Cashman's first season behind the bench in Hershey, the Bears finished fourth in the AHL in shots against, and advanced to the second round of the Calder Cup Playoffs.

Cashman joined Hershey in 2016 after a successful tenure at Quinnipiac University. Cashman coached at his alma mater for five seasons, the latter two as an associate head coach, prior to joining the Bears. At Quinnipiac, he spent four years as an assistant coach, and two as an associate head coach, helping lead the program to 129 wins as well as four-consecutive NCAA Tournament appearances, including two NCAA Frozen Four and Championship Game appearances. In addition, Quinnipiac won three Cleary Cups for the ECAC Hockey Regular Season Championship and the program's first Whitelaw Cup for the ECAC Hockey Tournament Championship in 2016.

The Minnesota native graduated from Quinnipiac University where he is the the program's all-time leader in career assists (125) as well as defenseman career points (148). Cashman earned All-American recognition in 2005, 2006 and 2007 after he completed his last two seasons as the only defenseman ranked in the top-20 in scoring in NCAA Division I men's ice hockey. Cashman was named to the ECAC Hockey All-Decade Team for the period from 2000 through 2009 and was also recognized as one of the Top 50 players in ECAC Hockey history.

Upon completion of his Quinnipiac career, Cashman signed with the Toronto Maple Leafs. He played for the AHL's Toronto Marlies, Wilkes-Barre/Scranton Penguins and the Milwaukee Admirals. He also played for the Columbia Inferno, Wheeling Nailers and the Cincinnati Cyclones of the ECHL before completing his professional career overseas with EHC Black Wings Linz of the Austrian Erste Bank Ice Hockey League.

Cashman's hometown is Red Wing, Minnesota. He is joined in Washington by his wife, Stefanie and his daughter, Maggie.



Blaine Forsythe

Assistant Coach

Blaine Forsythe completed his 13th season with Washington and his 10th as an assistant coach. Forsythe is responsible for the Capitals power play and the team's centers.

During the Capitals' 2018 Stanley Cup run, Washington opened up its first six playoff games with a power play goal, marking the first time since 1989 the Capitals recorded a power play goal in six straight playoff games. The Capitals power play converted on 22 of their 75 opportunities (29.4 percent), the most power play goals in a postseason over the last eight seasons.

The Capitals have ranked in the top-10 in the NHL in power-play percentage in each of the last seven seasons and top-five in five of the last seven seasons, including the top-ranked unit in 2012-13, 2013-14 and 2014-15. In addition, Forsythe took over the responsibility of working with the team's centers prior to the 2014-15 season. He helped improve the team's faceoff win percentage from 48.4% (19th) in 2013-14 to 51.2% (12th) in 2014-15.

Forsythe joined the Capitals as a video coach prior to the 2006-07 season and was an integral member of the Capitals staff that helped lead the Capitals to the 2007-08 Southeast Division championship. He was promoted to a position as an amateur scout in 2008-09 before returning to the coaching staff in 2009-10. In his first season back as an assistant coach, Forsythe led the team's video coaching operations and helped the team win the Presidents' Trophy and the Southeast Division championship.

Prior to joining the Washington organization, the Calgary, Alberta, native worked for the Calgary Hitmen from 1998-2006, where he served as both an assistant general manager (1998-06) and an assistant coach (2002-06). Forsythe helped lead Calgary to a WHL championship in 1999. Forsythe received a business degree from the University of Minnesota and played Division II hockey at the University of Minnesota, Crookston. He played junior hockey with the CJHL's Pembroke Lumber Kings in Pembroke, Ontario.

Forsythe and his wife, Ivy, reside in Arlington. He has a daughter, Sloan, and a son, Bodhi.





Scott Murray Goaltending Coach

Murray completed his second season as the Capitals' goaltending coach. Murray previously spent four seasons with the Hershey Bears.

During the 2018-19 season, Murray worked with Braden Holtby and Pheonix Copley. Holtby had a record of 26-11-3 against Eastern Conference opponents this season, the most wins in the NHL, with an NHL-best 2.45 goals against average and a .922 save percentage, (minimum: 35 games played), while, Copley finished with a record of 16-7-3 and became the 28th goaltender in franchise history to record a shutout (Dec. 22 at Ottawa).

During the 2017-18 season, Murray worked with Holtby and Philipp Grubauer. In his final 30 appearances, Grubauer finished with a 15-7-2, a 1.99 goals against average and a .935 save percentage, which is the lowest goals against average and the highest save percentage among goaltenders with at least 30 appearances during that time frame.

In 2016-17 with Hershey, Murray worked with Vitek Vanecek and Pheonix Copley. Under Murray's guidance, Vanecek recorded a career-high of 18 wins and finished second in the AHL in shutouts (5), while Copley won 11 of his 16 games with Hershey and finished eighth in the AHL in save percentage (.924). Murray has also previously coached Philipp Grubauer, who posted a career-best .926 save percentage and 2.04 goals against average with the Capitals.

Murray joined the Capitals organization in 2013 after spending four seasons as the goaltending coach for the Sudbury Wolves of the Ontario Hockey League. Murray, 40, played hockey collegiately at Lake Superior State University. The St. Clements, Ontario, native also played for the San Angelo Saints (Central Hockey League) and Motor City Mechanics (United Hockey League) during his professional career.

Murray and his wife Renee have three children, a son Tylar, and two daughters, Ella and Liv.



Brett Leonhardt Assistant Coach - Video

Brett Leonhardt completed his seventh season as the team's video coach and first as an assistant coach.

Leonhardt spent two seasons in the NHL office in Toronto as their video manager for hockey operations beginning in 2011. In his role, he was responsible for breaking down and handling all video for rule changes, video reviews, officiating issues and more.

Prior to his time with the NHL, Leonhardt received a bachelor of arts in communications and media arts at Neumann University and was a recipient of the John A. Phillips Scholar-Athlete Award as well

as the John Facenda Award for excellence in communication arts. He played hockey collegiately at both Neumann University and Oswego State University after spending three seasons playing for the Cambridge Winterhawks and Kitchener Dutchmen of the GOJHL.

Leonhardt was born in Kitchener, Ont. He and his wife Logan, a DCPS kindergarten teacher at Janney Elementary, reside in Reston, Va.



Tim Ohashi Video Analyst

Tim Ohashi completed his fourth year with the Capitals as Analyst. Previously he served as a coaching staff intern.

Prior to his time with the Capitals, Ohashi earned his Bachelor of Arts from Bates College in Lewiston, Maine, where he studied psychology and math. While at Bates, he served as Vice President of the club

hockey team and was recipient of the Abigail Smith Award. He earned his Master's from Georgetown University in Sports Industry Management where he was a recipient of the Academic Excellence Award.

Ohashi was born in Washington, D.C. and grew up in Maryland. He resides with his girlfriend, Nicole, in Arlington, Va.

SCOUTING STAFF



Steve Bowman
Head Amateur Scout



Jason Fitzsimmons
Pro Scout/Minor League
Operations



Darrell Baumgartner
Scout



Matt Bradley
Scout



Danny Brooks
Scout



Alan Haworth
Scout



Phil Horner
Scout



Ed McColgan
Scout



Matt Pouliot
Scout



Terry Richardson
Scout



Brian Sutherby
Scout



A.J. Toews
Scout



Mats Weiderstal
Scout

Not pictured:
Peter Ihnacak
Scout
Reben Begunts
Scout

HOCKEY OPERATIONS STAFF



Kris Wagner
Director, Hockey Operations



Chris Patrick
Director of Player
Personnel



Steve Richmond
Director, Player Development



Rob Tillotson
Team Services Manager




Tim Barnes
Director of Hockey Analytics



Olie Kolzig
Professional Development
Coach



H.T. Lenz
Manager of Hockey
Analytics



Jeremy Sinton
Hockey Operations
Assistant

Not pictured:
Ralph Rice
Security Representative

EQUIPMENT AND TRAINING STAFF



Mark Nemish
Strength & Conditioning Coach



Jason Serbus
Head Athletic Trainer



Michael Booi
Assistant Athletic Trainer



Cleo Bates
Massage Therapist



Brock Myles
Head Equipment Manager



Craig Leydig
Assistant Equipment Manager



Dave Marin
Equipment Assistant



Ray Straccia
Equipment Assistant



2018-19 NHL Standings

EASTERN CONFERENCE

Metropolitan		GP	W	L	OT	P
1.	y - Washington	82	48	26	8	104
2.	x - NY Islanders	82	48	27	7	103
3.	x - Pittsburgh	82	44	26	12	100
4.	x - Carolina	82	46	29	7	99
5.	x - Columbus	82	47	31	4	98
6.	Philadelphia	82	37	37	8	82
7.	NY Rangers	82	32	36	14	78
8.	New Jersey	82	31	41	10	72

Atlantic		GP	W	L	OT	P
1.	p - Tampa Bay	82	62	16	4	128
2.	x - Boston	82	49	24	9	107
3.	x - Toronto	82	46	28	8	100
4.	Montreal	82	44	30	8	96
5.	Florida	82	36	32	14	86
6.	Buffalo	82	33	39	10	76
7.	Detroit	82	32	40	10	74
8.	Ottawa	82	29	47	6	64

WESTERN CONFERENCE

Central		GP	W	L	OT	P
1.	y - Nashville	82	47	29	6	100
2.	x - Winnipeg	82	47	30	5	99
3.	x - St. Louis	82	45	28	9	99
4.	x - Dallas	82	43	32	7	93
5.	x - Colorado	82	38	30	14	90
6.	Chicago	82	36	34	12	84
7.	Minnesota	82	37	36	9	83

Pacific		GP	W	L	OT	P
1.	z - Calgary	82	50	25	7	107
2.	x - San Jose	82	46	27	9	101
3.	x - Vegas	82	43	32	7	93
4.	Arizona	82	39	35	8	86
5.	Vancouver	82	35	36	11	82
6.	Anaheim	82	35	37	10	80
7.	Edmonton	82	35	38	9	79
8.	Los Angeles	82	31	42	9	71

x - Clinched Playoff spot

y - Clinched Division

z - Clinched Conference

p - Clinched Presidents Trophy

2018-19 Capitals Notes

Russian Rocket

Alex Ovechkin scored a League-leading 51 goals in 81 games, finishing ahead of Edmonton Oilers center Leon Draisaitl (50 in 82 GP) and Toronto Maple Leafs center John Tavares (47 in 82 GP) for his second straight and eighth overall Maurice "Rocket" Richard Trophy. Ovechkin became the first player in NHL history to top the League in goals eight times, breaking a tie with Bobby Hull (7x). The Moscow, Russia, native's career total of 658 is 212 more than any other player since he entered the NHL in 2005-06.

Another 50

Ovechkin recorded two goals against the Tampa Bay Lightning on March 30, marking his 132nd multi-goal game to reach the 50-goal mark for the eighth time in his NHL career. Ovechkin became the third player in NHL history to record eight or more 50-goal seasons (Mike Bossy and Wayne Gretzky: 9). He was the first player to 50 goals this season and for the seventh time in his NHL career; the only other players in NHL history who were the first to reach the 50-goal mark in a season four or more times are Phil Esposito (5), Bobby Hull (4) and Gretzky (4). Ovechkin (33 years, 201 days as of April 6, 2019) became the fifth player in NHL history to record multiple 50-goal seasons after his 30th birthday, joining Esposito (4), Hull (2), Marcel Dionne (2) and Mario Lemieux (2). Overall, Ovechkin, at 33 and 194 days old, is the third-oldest player in NHL history to record a 50-goal season (Johnny Bucyk: 35 years, 308 days old, 1970-



71; Jaromir Jagr: 34 years, 37 days old, 2005-06). With the two-goal outing, Ovechkin passed Brendan Shanahan for 13th on the NHL's all-time goals list, while his power-play goal passed Esposito and tied Luc Robitaille (247ppg) for fourth place on the NHL's all-time power play goals list.

Streaking Ovi

From Nov. 16 to Dec. 15, Ovechkin rode a personal-best and a season-high 14 game point streak (17g, 6a, previously: 13 games, Dec. 30, 2006 through Feb. 1, 2007, 20 points). Ovechkin, who was 33, became the eighth player in NHL history to post a point streak of at least 14 games at age 33 or older and first since Luc Robitaille had a 15-game run at age 34 in 1999-00. Ovechkin also extended his goal streak to six games, one shy of equaling the best run of his career (Feb. 10 - March 8, 2006: seven games).

King of Shots

Ovechkin recorded four shots against the Arizona Coyotes on Dec. 6, eclipsing the 5,000 shot mark and became the ninth player in NHL history to record 5,000 shots. He reached the milestone in 1,031 games, 184 fewer games than Marcel Dionne, who previously held the record for the fastest player to reach 5,000 career shots.

All-Time Russian

Ovechkin recorded an assist on the Capitals' opening goal against the Vancouver Canucks on Feb. 5, marking his 1,180th career point (644g, 536a), to pass Sergei Fedorov for the most points in League history by a Russian player. Ovechkin and Fedorov skated in 67 regular-season games together with the Capitals from Feb. 29, 2008 through April 11, 2009, factoring on the same goal 16 times in those games. Ovechkin passed Fedorov in 777 career games on the NHL's all-time goals list among Russians (Fedorov: 483g), a feat he achieved on Nov. 19, 2015 against Dallas.



2018-19 Capitals Notes

Getting Tricky

Ovechkin recorded his franchise-leading 22nd career hat trick against the Carolina Hurricanes on Dec. 14, his second consecutive game with a hat trick. He became the 14th player in NHL history to record consecutive hat tricks multiple times in his career (also on Oct. 5 and Oct. 7, 2017) and the first player to do so since Alex Kovalev (Feb. 7 and 10, Nov. 13 and 14, 2001). His hat trick marked the 14th different franchise he's scored three goals in a game against, one of 13 players to do so. With that hat trick, Ovechkin passed Glenn Anderson and Richard Martin and tied Teemu Selanne for the 11th most in NHL history.

First to 40

Ovechkin scored his 40th goal of the season against the Anaheim Ducks on Feb. 17 to reach the 40th goal mark for the tenth time in his career, joining Wayne Gretzky (12), Marcel Dionne (10) and Mario Lemieux (10). Ovechkin reached the mark in 58 games, tied for the fifth quickest in his career. Ovechkin also became the first player this season to reach the mark, the eighth time in his career he was the first player to 40 goals, more than any other player in NHL history.

650 & Counting for the Gr8

Ovechkin scored his 43rd goal of the season against the Buffalo Sabres on Feb. 23, marking Ovechkin's 650th career goal in his 1,063rd NHL game. Ovechkin became the 12th-fastest player in NHL history to reach the mark and just the fourth player in NHL history to record 650 goals with the same team (Detroit's Gordie Howe and Steve Yzerman, Pittsburgh's Mario Lemieux).

1,200

Ovechkin recorded an assist March 12 against the Pittsburgh Penguins and became the 49th player in NHL history to reach the 1,200-point milestone. Ovechkin joined Sidney Crosby and Joe Thornton as the only active NHL players to reach the benchmark. En route to his 1,200th point, Ovechkin scored 653 goals. Brett Hull (656g) is the only player in NHL history to register more goals at the time of the reaching the 1,200 point benchmark.

Pure Dominance

Ovechkin ranks first in franchise history in goals (658), points (1,211), powerplay goals (247), game-winning goals (107), overtime goals (22), shots (5,234) and multi-goal games (131). Additionally, since entering the NHL at the beginning of the 2005-06 season, Ovechkin leads the NHL in goals (658), powerplay goals (247), game-winning goals (107), overtime goals (22), shots (5,234) and multi-goal games (131).

Offensive Explosion

The Capitals beat the Bruins 7-0 on Oct. 3 in their season opener. According to NHL Stats, the Capitals set an NHL record for the largest shutout victory by a defending Stanley Cup champion in their season opener. Additionally, the Capitals 7-0 win is tied for the second-largest shutout victory in a season opener in NHL history. The Capitals' record for the largest shutout victory in any game is 9-0 (9-0, March 12, 1996 vs. Vancouver). That marked the 158th time in franchise history the Capitals have scored at least seven goals in a game and the second time they've scored seven goals in their last 14 regular season games (March 15, 2017 at New York Islanders).

Hot Start



Washington scored 18 goals in three games to open the 2018-19 campaign, establishing a new franchise record for most through the first three games of a season (previously 17 in 1988-89).

800 Club

Nicklas Backstrom recorded three assists against the Boston Bruins on Oct. 3, which pushed his career point total to 802 (209g, 593a). Backstrom became just the third player in franchise history to record 800 career points in a Capitals sweater (Alex Ovechkin: 1,211; Peter Bondra: 825). Backstrom became the first member of the 2006 NHL draft class to hit the mark.

600 Helpers

With a three-assist night against the Vancouver Canucks on Oct. 22, Backstrom reached the 600 career assist mark, becoming the first player in franchise history to reach the milestone. Backstrom also became the first player from the 2006 NHL Draft class to reach the 600 assist mark, the 87th player in NHL history to reach the 600 assist mark and, according to NHL Stats, the 27th player in NHL history to reach the mark in fewer than 850 games. Additionally, Backstrom became the ninth Swedish-born player and the second-fastest Swede to reach the mark (Peter Forsberg reached 600 assists in 670 games). Backstrom set up 52 different teammates on the road to 600 career assists, including 234 helpers on goals by Alex Ovechkin (39 percent).

2018-19 Capitals Notes

Six Straight 50s

Nicklas Backstrom recorded 52 assists this season, his sixth straight season with 50 assists. He became the 26th player in NHL history to accomplish this feat, and one of two active players (San Jose's Joe Thornton). Of the 25 other players to accomplish this feat, 23 are in the Hockey Hall of Fame. The other two, Thornton and Henrik Sedin, are not yet eligible for the Hall of Fame.

Hats Off

Backstrom recorded a hat trick and added an assist on Nov. 30 against the New Jersey Devils, his second career hat trick and his 21st career game with at least four points.

10K Saves

Braden Holtby recorded his 10,000th career save against the Anaheim Ducks on Dec. 2, becoming the second goaltender in franchise history to record 10,000 saves (Olaf Kolzig: 18,013 saves) and the 20th active goaltender to reach the mark. Holtby reached the milestone in his 380th career game, the eighth-fewest required games among active goaltenders with 10,000 saves.

Quick to 250

Holtby recorded his 250th career win with his 27 save performance against the Philadelphia Flyers on March 6 and became the second fastest goaltender in NHL history to reach the mark (409th career game), trailing only Ken Dryden (381 career games). In addition, he became the 56th goaltender in NHL history to reach the 250 win milestone and one of just 12 active goaltenders to reach the mark.



Holtbeast

Holtby stopped all 25 shots he faced against the New Jersey Devils on March 10 to record his third shutout of the season and the 35th of his career, tying Olie Kolzig for the most in franchise history.

30 for Holts

With a win against the Carolina Hurricanes on March 28, Holtby recorded his 30th win of the season (30-19-5), his fifth straight season with at least 30 wins. Holtby became the 12th goaltender in NHL history to string together five straight 30 win seasons and one of five active goaltenders to accomplish the feat (Henrik Lundqvist, Ryan Miller and Roberto Luongo: each with seven seasons from 2005-06 to 2011-12; Tuukka Rask: five seasons from 2013-14 to 2017-18). Since Holtby's streak began in 2014-15, he is 197-77-32, ranking first in the NHL in wins.

Pheonix Rising

Pheonix Copley recorded 27 saves in the Capitals' 4-3 shootout win against the Calgary Flames on Oct. 27, marking the goaltender's first NHL win (five games played). Additionally, Copley became the 41st goaltender in franchise history to record a win. Copley became the first Caps goalie to record his first NHL win since Philipp Grubauer (Dec. 8, 2013 at New York Rangers).

Clean Sheet

Copley stopped all 35 shots he faced on Dec. 22 against the Ottawa Senators, marking his first career shutout. Copley became the 28th Capitals' goaltender in franchise history to record a shutout. With that shutout, Copley and Holtby, who recorded a shutout on Dec. 8 against Columbus at Nationwide Arena, became the first Capitals duo to record shutouts in an away venue in the same season since 2011-12 (Michal Neuvirth and Tomas Vokoun).



2018-19 Capitals Notes

Hey Now, You're an All Star

John Carlson, Braden Holtby and head coach Todd Reirden won the 2019 NHL All-Star Game in San Jose as members of the Metropolitan Division. It marked the second time the Metropolitan Division won NHL All-Star title under the three-on-three format (also 2017 in Los Angeles). The Metropolitan Division tallied 17 goals across the two contests, the highest combined total by any one team under the three-on-three All-Star format. Carlson finished with one assist in the two games, while Holtby stopped 23 of the 30 shots he faced.

Todd at the Helm

In his first season as head coach, Reirden led the team to a 46-28-8 record, marking the second-best 82 game start in franchise history. The Capitals claimed the Metropolitan Division and finished with the fourth best record in the NHL. The Capitals finished the season with a 24-15-2 record on the road, tied for second most road wins in the NHL and in franchise history. Washington had seven players who reached the 20-goal plateau, tied with Columbus for most in the NHL this season.

Four Year Mark

The Capitals are the only team in the NHL with an active consecutive 100 point season streak with at least five seasons. It marks the first time in franchise history the Capitals have strung together five straight seasons with at least 100 points, and there have been only nine other franchises that have ever recorded at least five straight seasons with at least 100 points:

Team	Streak Started	Streak Ended	Total Seasons
Detroit Red Wings	1999-00	2011-12	12
Montreal Canadiens	1974-75	1981-82	8
Edmonton Oilers	1981-82	1986-87	6
Anaheim Duck	2013-14	2017-18	5
San Jose Sharks	2006-07	2010-11	5
Dallas Stars	1996-97	2000-01	5
New Jersey Devils	1996-97	2000-01	5
Boston Bruins	1975-76	1979-80	5
Philadelphia Flyers	1973-74	1977-78	5

Over the last four seasons, when this streak began, the Capitals are 253-114-42, and have recorded the most wins and points (548) in the NHL during that time span, while their 1,276 goals are second and their 1,050 goals against are tied for third.

Claiming the Division

The Capitals claimed the Metropolitan Division this season, marking their fourth consecutive division title. The Capitals have won four straight division titles once before, claiming the Southeast Division each year from 2007-08 to 2010-11. Since divisions were introduced in 1926-27, only one franchise has won at least four straight division titles on multiple occasions – the Boston Bruins from 1927-28 to 1930-31 (four) and again from 1975-76 to 1978-79 (four). Additionally, the Capitals became the third reigning Stanley Cup champion to win its division since 2003-04 (Bruins in 2011-12 and Red Wings in 2008-09).



A Rare Occurrence

In the Capitals' 6-5 overtime win against the New York Rangers on Feb. 24, 15 of the 18 Capitals skaters recorded a point. That marked just the seventh time in franchise history Washington had 15 different players record a point in a single game, and the first time since Jan. 9, 2010 against the Atlanta Thrashers.

Opponent	Date	No. of Skaters with a Point
New York Rangers	Feb. 24, 2019	15
Atlanta Thrashers	Jan. 9, 2010	16
Boston Bruins	March 3, 2008	15
Ottawa Senators	Dec. 17, 1993	15
Quebec Nordiques	Feb. 6, 1990	16
Toronto Maple Leafs	March 13, 1987	16
Pittsburgh Penguins	Dec. 2, 1984	15

First Time Occurrence

The Capitals won two-straight games within the same road trip in overtime (Nov. 16 at Colorado and Nov. 19 at Montreal), marking the first time in franchise history the Capitals accomplished the feat. The Capitals have won two games on the road that have required overtime, but the previous three occurrences required a shootout in one of the victories (March 25, 2008 at Carolina: 3-2 SO win, March 27 at Tampa Bay: 4-3 overtime win; March 6, 2011 at Florida: 3-2 win OT, March 7, 2011 at Tampa Bay: 2-1 SO win; March 5, 2016 at Boston: 2-1 OT win, March 7, 2016 at Anaheim: 2-1 SO win), per NHL Stats.

2018-19 Capitals Notes

Seven-Game Streaks

The Capitals recorded two seven-game win streaks in 2018-19 (Feb. 24 through March 10, Nov. 16 through Nov. 30). It marked the second time in franchise history the Capitals recorded two seven game win streaks in a season (7-0-0 from Nov. 30, 1992 through Dec. 12, 1992 and Feb. 9 through Feb. 23, 1993).

Strong Finish

The Capitals finished the last 22 games of the season with a 15-6-1, and didn't lose consecutive games in regulation since Jan. 18 - Jan. 20. Since Feb. 21, the Capitals ranked second in wins (15), rank first in points (31) and tied for fourth in goals for (75).

Feeling Twenty, Too (2017-18)

The Capitals were tied with the Columbus Blue Jackets with the most players with at least 20 goals (Alex Ovechkin: 51; T.J. Oshie: 25; Jakub Vrana: 24; Tom Wilson, Nicklas Backstrom and Brett Connolly: 22; Evgeny Kuznetsov: 21), however, Washington was the only team that did not acquire any of their 20 goal scorers via trade at some point this season. This season marks the fifth time in franchise history the team skated seven different players with at least 20 goals (1992-93: nine 20+ goal scorers; 1982-83, 1983-84, 1991-92, 2009-10: seven 20+ goal scorers)



Going for 30 (2017-18)

Nine different players recorded at least 30 points this season (Alex Ovechkin, Nicklas Backstrom, Evgeny Kuznetsov, John Carlson, T.J. Oshie, Jakub Vrana, Brett Connolly, Tom Wilson and Lars Eller), one more player than the previous season.

A Rare Pair of Firsts

Dmitrij Jaskin and Travis Boyd each scored their first goal as a Capital in Washington's 4-0 win over the Columbus Blue Jackets on Dec. 8. That marked the 10th time since 1995 the Capitals had two players score their first goal as Capitals in the same game and the first time since Evgeny Kuznetsov and Dustin Penner did so on March 25, 2014 against the Los Angeles Kings.

Two Firsts

Defensemen Tyler Lewington and Madison Bowey each scored their first career NHL goal to help the Capitals defeat the Ottawa Senators 3-2 on Dec. 29. The pair became the first defensemen in franchise history to each score their first career regular season goal in the same game and the 19th pair to do so in NHL history.

The Second is Ours

The Capitals scored 103 goals in the second period this year, the second most in the NHL (Pittsburgh: 104). That marked the most goals the Capitals have recorded in the second period since 2009-10 (103) and just the 11th time in franchise history the Capitals recorded at least 103 goals in the second period in a season.



2018-19 Capitals Notes

Shots Fired

The Capitals recorded 58 shots against the Tampa Bay Lightning on March 20, establishing a new franchise single-game record. It also marked the most shots any team recorded this season.

Perfect Attendance

Two Capitals (Jakub Vrana and Dmitry Orlov) played in all 82 games this season. Orlov has played in all 82 games in four straight seasons.

SRO

For the 10th consecutive season, the Capitals sold out every home game and set a franchise record with 454 consecutive sellouts at Capital One Arena (including playoffs) dating back to the 2008-09 season (3/5/09-present).

Mr. 1000

Brooks Orpik played in his 1,000th career NHL game against the St. Louis Blues on Jan. 14. Orpik became the 330th all-time player, 114th defenseman and 22nd active player to play in 1,000 NHL games. Since joining Washington at the start of the 2014-15 season, Orpik ranks first in hits (961) and second in blocked shots (672) among Capitals defensemen. At 38 years and 110 days old, Orpik became the 14th oldest player to play in his 1,000th career game.

Year of Carly

Following this season, John Carlson has 403 career points (90g, 312a). He is the fifth defenseman in franchise history to record 400 points (Calle Johansson: 474 points; Scott Stevens: 429; Kevin Hatcher: 426; Sergei Gonchar: 416). Since Carlson recorded his first career point on Jan. 21, 2010, Carlson's 403 points are tied for 10th among defensemen, and he is one of only three defensemen selected in the 2008 NHL Draft to have recorded 400 points (Erik Karlsson: 563; Drew Doughty: 467). Carlson's 70 points this season (13g, 57a) ranked fourth in the NHL among defensemen, while his 57 assists were tied for second. Prior to this season, Carlson's career average in goals, assists and points per game were 0.13, 0.42 and 0.55, respectively. This season, Carlson averaged 0.16, 0.71 and 0.87, respectively.

300 Helpers

Carlson recorded his 300th career assist on Feb. 18 against the Los Angeles Kings to become the third defenseman in franchise history (Calle Johansson: 361 assists; Scott Stevens: 331 assists), the fourth player from the 2008 NHL Draft class (and the third defenseman), and the 20th American-born defenseman all-time to reach the mark.

Moving on Up

Carlson recorded his 87th career goal against the Ottawa Senators on Feb. 26, passing Larry Murphy (86) for the sixth most all-time by a Capitals defenseman.

Osh-Babe

Since the Capitals acquired T.J. Oshie in 2015, his 208 points (102g, 106a) rank 13th among right wings in the NHL, and his 102 goals are tied for 10th. Oshie finished with 25 goals this season, the second most on the Capitals and 212 goals in his career. Only 54 players have reached the 200 goal milestone since 2008-09, when Oshie made his NHL debut, and Oshie ranks 42nd among active players during that span. Since joining the Capitals in 2015-16, Oshie has recorded 102 goals in 290 games to rank second on the Capitals (Alex Ovechkin: 183), which is the 40th most in the NHL during that span, and his 17.1 shooting percentage is fourth in the NHL among players with at least 200 goals played.



500 on Valentine's Day

Oshie recorded three points (2g, 1a) against the San Jose Sharks on Feb. 14, reaching the 500 point mark for his career (205g, 295a). Oshie became just the seventh player from the 2005 NHL Draft class to reach the 500 point mark.

700 Club

T.Oshie played in his 700th career game on Jan. 15 against the Nashville Predators, becoming the seventh forward from his draft class to reach the 700 games mark.

Willy's World

Tom Wilson recorded 22 goals this season, the first time he's reached the 20 goal mark. He's the ninth player from the 2012 NHL Draft class to record a 20 goal season. Additionally, Wilson's 40 points (22g, 18a) set a new single season high, surpassing his previous high set last year (14g, 21a), despite playing in 15 fewer games.

Streaking Willy

Wilson scored a power play goal on Dec. 2 against the Anaheim Ducks, marking his sixth-straight game with a goal and eighth-straight game with a point, the longest goal and point streaks of his career. According to the Elias Sports Bureau, Wilson's six game goal streak was one of six occurrences by a Capital since 2000-01 and the first six game goal streak since Alex Semin's six game goal streak set in 2009 (Feb. 26 through March 8).

400 Club

Wilson played in his 400th game as a Capital against the Devils on Nov. 30, and he became the 40th player in franchise history to reach the mark. At 24 years and 246 days old, Wilson became the fourth youngest Capital to reach the 400 game mark.

2018-19 Capitals Notes

Nice and Kuzy

Evgeny Kuznetsov recorded 72 points (21g, 51a) this season, and his 0.95 points per game rate ranked second on the Capitals (Ovechkin: 1.10). Kuznetsov's 0.67 assists per game this season ranked second on the team and tied for 16th among forwards in the NHL among players with at least 70 games played this season. Among active players with at least 300 games played, Kuznetsov's career 0.57 assists per game rate are tied for 13th.

Kuzy 300

Following a two assist performance against the Detroit Red Wings on Jan. 6, Kuznetsov reached the 300 point mark (87g, 214a) in his 375th game. Kuznetsov became the eighth player to debut with the Capitals franchise and record his 300th point in 375 games or fewer with the club, a list that includes current teammates Alex Ovechkin (237 games) and Nicklas Backstrom (293 games), and the 25th player in franchise history to reach the mark.

Go Conno

This season, Brett Connolly's 46 points (22g, 24a) ranked seventh on the Capitals, and his point total marked a new single season high (previously: 2017-18: 15g, 12a). His 22 goals and 24 were each new career high. Connolly was the only player in the NHL that accumulated 46 points and averaged 13:20 minutes or fewer a game. No player had recorded at least 46 points in a season while averaging 13:20 or fewer in the last 12 seasons (most recent: Pittsburgh's Michel Ouellet: 48 points, 13:20 TOI). Since joining Washington in 2016-17, Connolly's recorded



96 points and averaged 12:06 minutes per game, the least amount of time per game of any player with at least 96 point during that span.

Young V

Jakub Vrana set career highs in goals (24), assists (23) and points (47) and ranked third on the team in goals. Vrana was on the ice for 59 goals at five-on-five this season and just 237 goals against, the best differential among forwards on the Capitals.

Nisky Business

Matt Niskanen scored the game-winning goal in overtime against the New York Rangers on Oct. 17. That marked Niskanen's second career overtime goal (both with Washington) and marked the 21st time in franchise history a defenseman scored a goal in overtime. Niskanen is one of four defensemen in franchise history to record at least two overtime goals (Mike Green: 8g; John Carlson: 2g; Calle Johansson: 2g).

Top Line Stevie

Chandler Stephenson was slotted on the top line with Alex Ovechkin and Evgeny Kuznetsov against the Toronto Maple Leafs on Oct. 13 and scored his first goal of the season 18 seconds into the game, the fastest goal of the season. It also marked the 22nd time in franchise history a goal was scored in 18 seconds or less into a game.



2018-19 Capitals Notes

The Djoos Got Loose

Christian Djoos scored a goal on Feb. 11 against the Los Angeles Kings, his first goal of the season. Djoos returned to the lineup on Feb. 9 versus Florida after missing 21 games due to injury.

No Dowd About it

Nic Dowd scored the game-winning and Metro Division-clinching goal on April 4 against the Montreal Canadiens, his third game-winning goal of the season and second in his last four games. Dowd's most recent prior game-winning goal came regulation on March 28 against the Carolina Hurricanes to earn a berth in the 2019 Stanley Cup Playoffs. Dowd finished with eight goals this season, a new career high. Prior to joining the Capitals, Dowd had nine goals in 131 career games between the Los Angeles Kings and Vancouver Canucks.

That A'Boyd

Travis Boyd scored his first career NHL goal against the Columbus Blue Jackets on Dec. 8. Boyd also added an assist on Dmitrij Jaskin's goal that game, marking his second career multi-point game (Nov. 5 at Edmonton, two assists). Boyd would then go on to a three game goal streak. Boyd finished with five goals and 20 points (5g, 15a) this season.

Big Night for Lew

In his second game of his career on Dec. 29 against the Ottawa Senators, Tyler Lewington recorded his first career goal, assist, and would also add a fighting major, marking a Gordie Howe Hat-Trick. Lewington became the first Capitals defenseman since Kevin Hatcher in 1991 to record a Gordie Howe Hat-Trick.

Good to Have Hags

Carl Hagelin recorded his first goal as a Capital against the New York Rangers on March 3, becoming the 379th player in franchise history to record a goal.

Solid Additions

This season, the Capitals were 15-6-1 with Carl Hagelin in the lineup and 14-6-1 with Nick Jensen in the lineup.



2018-19 Season Timeline

OCT.3: CAPS RAISE CUP BANNER; EARN BLOWOUT WIN

Soon after the Capitals raised their first Stanley Cup banner to the rafters at Capital One Arena, the defending champs went to work. T.J. Oshie scored on the first shift of the season and Evgeny Kuznetsov scored the first of his two power-play goals just 1:47 into the first period as the Capitals beat the Boston Bruins 7-0 on Opening Night. The Capitals scored four power-play goals for the first time in nearly five years, Nicklas Backstrom had three assists including the 800th point of his NHL career and Todd Reirden earned his first career win as an NHL head coach. Braden Holtby made 25 saves as the Capitals set an NHL record with the largest shutout victory by a defending Stanley Cup champion in its first game the following season.

OCT.22: BACKSTROM COLLECTS 600TH ASSIST; CAPS DOWN CANUCKS

Alex Ovechkin had two goals and four points and Nicklas Backstrom had three assists, including the 600th of his NHL career, as the Capitals beat the Canucks 5-2 at Rogers Arena in Vancouver. Playing in the same building where he was drafted more than a dozen years earlier, Backstrom became the first player from the 2006 draft class – and the first player in Capitals history - to hit the 600-assist mark.

NOV.7: OSHIE'S LATE-GAME HEROICS DOWN PENGUINS

Despite having to leave the game twice for medical evaluation, T.J. Oshie ultimately delivered late in an early-season win over Pittsburgh. Oshie needed two stitches after taking a high-stick from Pittsburgh's Olli Maatta in the first period and later had to pass concussion protocol after absorbing an elbow from Evgeni Malkin in the third. Oshie returned after each incident, though, and eventually scored the game-winning goal with 1:14 remaining in regulation as the Capitals beat the Penguins 2-1 at Capital One Arena. "My face is a little messed up, but I'm feeling pretty good now," Oshie said after the win. "I passed my concussion test, went out and won the game."

NOV.13: WILSON SHINES IN DEBUT

Hovering around NHL .500 in mid-November, the Capitals headed out on a four-game road trip with a modest 7-6-3 record and in desperate need of an early-season spark. That spark came in the form of some welcome news as the Capitals were preparing for a game in Minnesota: Tom Wilson's season-opening 20-game suspension had been reduced. He was eligible to play immediately. Wilson made the most of his return with a first-period goal and a fight as the Capitals beat the Wild 5-2 in Minnesota. Beginning with Wilson's season debut, the Capitals closed out the month of November on an 8-1-0 run. Wilson had seven goals and 13 points over the nine-game stretch.

NOV.26: CAPITALS SWEEP FATHERS/MENTORS TRIP IN NEW YORK

The Capitals secured a New York sweep on their annual Fathers & Mentors Trip with a 4-1 win over the Islanders at Barclays Center. Two days earlier, the Capitals defeated the Rangers at Madison Square Garden. Tom Wilson scored twice in the win over the Islanders with Nicklas Backstrom assisting on both. Backstrom's second assist of the night gave him 826 career points – one clear of Peter Bondra for the second most in franchise history.



DEC.14: OVECHKIN, CAPS RALLY IN RALEIGH

Alex Ovechkin recorded a hat-trick for the second consecutive game and the Capitals rallied from 4-1 down en route to a 6-5 shootout win in Carolina. Jakub Vrana scored in the sixth round of the shootout to secure Washington's largest single-game comeback of the season. Ovechkin's back-to-back hat tricks were among the highlights of a career-high 14-game scoring streak (Nov.16-Dec.15) in which he notched 17 goals and 23 points.

DEC. 22: COPLEY EARNS FIRST CAREER NHL SHUTOUT

In the Capitals' final game before the NHL's Christmas break, backup goaltender Pheonix Copley delivered a holiday treat. The North Pole, Alaska native – whose goaltender mask features inter-locking candy canes – made 35 saves and earned his first career NHL shutout as the Capitals beat the Senators 4-0 in Ottawa.

DEC.29: LEWINGTON RECORDS GORDIE HOWE HAT-TRICK IN OTTAWA

A week after Pheonix Copley recorded his first career shutout, Tyler Lewington and Madison Bowey became the first set of Capitals defensemen to each score their first career goal in the same game. Playing on Hockey Night in Canada for the second consecutive Saturday in Ottawa, the Capitals beat the Senators 3-2. Lewington had a goal and an assist in the first period, while Bowey netted the eventual game-winning goal just 61 seconds into the second. Lewington capped off a memorable night with a second period fight against Ottawa's Zack Smith. Lewington became the first Capitals defenseman since Kevin Hatcher in 1991 to record a Gordie Howe Hat-Trick (a goal, an assist and a fight in the same game).



2018-19 Season Timeline

JANUARY 26: CARLSON IMPRESSES AT ALL-STAR WEEKEND:

Representing the Capitals at the NHL All-Star Game for the first time in his career, John Carlson made the most of the opportunity. Carlson won the Hardest Shot competition with a slapshot clocked at 102.8 MPH. Carlson became the third Capitals player to win the event after Al Iafrate (1993) and Alex Ovechkin (2018). Carlson's All-Star Game selection was among the highlights during one of the best seasons of his career. Carlson had 13 goals and a personal-best 70 points in 80 games while skating a career-high 25:04 per game. He also became the fifth defenseman in franchise history to hit the 400-point plateau as he joined Calle Johansson, Scott Stevens, Kevin Hatcher and Sergei Gonchar.

FEBRUARY 5: OVECHKIN PASSES FEDOROV AS RUSSIAN SCORING LEADER

With a first period assist against the Vancouver Canucks, Alex Ovechkin recorded his 1180th career point, passing Sergei Fedorov as the top-scoring Russian player in NHL history. Ovechkin assisted on a T.J. Oshie goal just three minutes into the first period as the Capitals went on to beat Vancouver 3-2. Ovechkin broke the record in his 1055th career game – 193 fewer games than Fedorov played. "I talked to him and said it's a huge honor," said Ovechkin, teammates with Fedorov in Washington in 2008-09. "Obviously we have a very good relationship and I'm pretty sure he's pretty happy for me that I beat him."

MARCH 6: HOLTBY EARNS 250TH WIN AS CAPS BEAT FLYERS

Braden Holtby made 27 saves and earned his 250th career win as the Capitals beat the Flyers 5-3 in Philadelphia. Holtby became the second fastest goalie in NHL history to earn 250 wins, hitting the mark in his 409th career game. Only Ken Dryden (250 wins in 381 games) reached the 250-win plateau quicker. "He's been great for us for so many years," Backstrom said of Holtby. "It's impressive. For us as players, we're so proud of him and happy for him- second [fastest] goalie to reach that milestone. Says it all about him, how important he is for us and for the franchise."

MARCH 8: HOLTBY TIES KOLZIG SHUTOUT MARK

Braden Holtby's milestone week continued with a 25-save shutout in a 3-0 win over the New Jersey Devils. Holtby's shutout was the 35th of his NHL career, tying Olie Kolzig for the most in franchise history. "It's shutouts and they've obviously been a little harder to get the last couple of years," Holtby said. "It's cool to be part of an organization long enough to be able

to do that." The win also continued Holtby's dominance over the Devils as he improved to 17-3-3 lifetime against New Jersey with a 1.94 goals-against average, .927 save percentage and five shutouts.

MARCH 19: BACKSTROM HITS HALF-CENTURY MARK AGAIN

The Capitals had a goal from all four lines and Nicklas Backstrom picked up his 50th assist of the season as the Capitals beat the Devils 4-1 at Prudential Center. Brett Connolly had the eventual game-winning goal with his 20th lamp-lighter of the season. It marked the first 20-goal season of Connolly's career. Backstrom later assisted on a Tom Wilson insurance marker to secure his sixth consecutive 50-assist campaign. Backstrom is the 25th player in NHL history to have as many as six consecutive seasons with 50 assists or more. Of the 24 players who reached the feat before Backstrom, all but two are in the Hockey Hall of Fame. The two exceptions? Joe Thornton (still active) and Henrik Sedin (recently retired), who are not yet eligible for HHOF enshrinement.

MARCH 30: OVECHKIN NETS 50TH; CAPS DOWN LIGHTNING

Nicklas Backstrom, T.J. Oshie and Alex Ovechkin had two goals each as the Capitals beat the Presidents' Trophy winning Tampa Bay Lightning 6-3 at Amalie Arena. Backstrom opened the scoring in the first period with his 20th goal of the season. That gave the Capitals seven 20-goal scorers in the same season for the first time since 2009-10. Ovechkin scored twice in the third period to secure his eighth career 50-goal campaign. Only Wayne Gretzky and Mike Bossy (nine each) have had more 50-goal seasons in NHL history.

APRIL 4: CAPS SECURE 4TH CONSECUTIVE METRO CROWN

Lars Eller and Nic Dowd both scored and Braden Holtby made 33 saves as the Capitals beat the Montreal Canadiens 2-1 and clinched a fourth consecutive Metropolitan Division title. The Capitals (2007-08 to 2010-11 and 2015-16 to 2008-19) joined the Boston Bruins (1927-28 to 1930-31 and 1975-76 to 1978-79) as the only franchises to win four consecutive division titles on multiple occasions.



2018-19 Individual Statistics

Players	GP	G	A	P	+/-	PIM	PPG	SH	GW	OT	S	S%	TOI/G	Sft/G	FO%
Alex Ovechkin	81	51	38	89	7	40	18	0	5	0	338	15.1	20:55	20.8	20.0
Nicklas Backstrom	80	22	52	74	2	30	7	0	5	1	169	13.0	19:57	22.0	48.6
Evgeny Kuznetsov	76	21	51	72	7	50	8	0	3	2	193	10.9	18:47	19.8	38.7
John Carlson	80	13	57	70	21	34	3	0	1	1	186	7.0	25:04	25.5	0.0
TJ Oshie	69	25	29	54	5	36	6	1	4	0	143	17.5	18:24	20.8	47.9
Jakub Vrana	82	24	23	47	20	27	1	0	4	0	161	14.9	14:02	17.3	40.0
Brett Connolly	81	22	24	46	13	24	1	0	5	0	139	15.8	13:20	15.6	29.0
Tom Wilson	63	22	18	40	11	128	3	2	2	0	130	16.9	18:09	21.3	54.7
Lars Eller	81	13	23	36	-1	37	0	1	1	1	163	8.0	16:32	19.5	49.0
Dmitry Orlov	82	3	26	29	3	33	0	0	0	0	101	3.0	21:38	23.3	0.0
Andre Burakovsky	76	12	13	25	2	14	1	0	4	0	100	12.0	11:08	13.9	35.0
Matt Niskanen	80	8	17	25	-3	41	1	0	1	1	143	5.6	21:56	23.9	0.0
Michal Kempny	71	6	19	25	24	60	0	0	3	0	111	5.4	19:11	22.0	0.0
Nic Dowd	64	8	14	22	10	20	0	0	3	0	47	17.0	10:18	13.5	51.9
Travis Boyd	53	5	15	20	6	6	0	0	1	0	35	14.3	9:50	13.1	36.2
Chandler Stephenson	64	5	6	11	-13	0	0	1	0	0	36	13.9	12:07	15.7	49.5
Carl Hagelin	20	3	8	11	7	10	0	0	1	0	35	8.6	14:56	18.6	42.9
Christian Djoos	45	1	9	10	9	4	0	0	0	0	33	3.0	13:34	17.4	0.0
Brooks Orpik	53	2	7	9	8	32	0	0	0	0	43	4.7	15:40	19.4	0.0
Devante Smith-Pelly	54	4	4	8	-6	15	0	0	0	0	60	6.7	10:51	14.4	39.0
Dmitrij Jaskin	37	2	6	8	-5	6	0	0	0	0	48	4.2	10:05	12.5	0.0
Madison Bowey	33	1	5	6	3	38	0	0	1	0	34	2.9	13:45	17.5	0.0
Nick Jensen	20	0	5	5	3	4	0	0	0	0	28	0.0	17:00	19.9	0.0
Jonas Siegenthaler	26	0	4	4	6	10	0	0	0	0	12	0.0	14:09	18.5	0.0
Tyler Lewington	2	1	1	2	3	7	0	0	0	0	3	33.3	13:48	20.0	0.0
Nathan Walker	3	0	1	1	1	2	0	0	0	0	2	0.0	8:09	10.7	0.0

Goaltenders	GP	GS	W	L	OT	SA	GA	GAA	Sv	Sv%	SO	G	A	PIM	MIN
Braden Holtby	59	58	32	19	5	1795	160	2.82	1635	.911	3	0	2	2	3406
Pheonix Copley	27	24	16	7	3	776	74	2.90	702	.905	1	0	1	0	1529



2018-19 Game-by-Game Results

#	Date	Team	W-L-OT	Record	GF-GA	Scorers	W Goal	PP	PK	SF-SA	W-L Gldr.	Attend.
1	10/03/2018	BOS	W	01-00-00	7-0	77,92p,8p,26,92p,74p,20	77	4-6	2-2	37-25	70 / 40	18506+
2	10/04/2018	@ PIT	O*	01-00-01	6-7	13,44,8,74,77,77	58	0-2	4-6	36-41	30 / 70	18627+
3	10/10/2018	VGK	W	02-00-01	5-2	92p,8,19p,8,77	19	2-4	3-3	29-31	70 / 29	18506+
4	10/11/2018	@ NJD	L	02-01-01	0-6		21	0-4	3-4	21-36	1 / 1	16514+
5	10/13/2018	TOR	L	02-02-01	2-4	18,92p	32	1-3	2-3	27-28	31 / 70	18506+
6	10/17/2018	NYR	W*	03-02-01	4-3	74,8p,8p,2	2	2-4	2-4	38-32	70 / 30	18506+
7	10/19/2018	FLA	O**	03-02-02	5-6	74,10,13,25,19p	11	1-3	5-7	31-30	39 / 1	18506+
8	10/22/2018	@ VAN	W	04-02-02	5-2	74,92p,8,8p,77	8	2-5	2-3	33-24	70 / 31	17227
9	10/25/2018	@ EDM	L	04-03-02	1-4	65	93	0-1	3-4	32-32	33 / 70	18347+
10	10/27/2018	@ CGY	W**	05-03-02	4-3	13,77p,2	19	1-3	3-4	27-30	1 / 41	17832
11	11/01/2018	@ MTL	L	05-04-02	4-6	20,8,20,8	13	0-1	2-2	31-44	31 / 70	20279
12	11/03/2018	DAL	O*	05-04-03	3-4	19,10,92p	16	1-3	2-2	32-37	30 / 70	18506+
13	11/05/2018	EDM	W	06-04-03	4-2	13,25,77,8p	77	1-2	3-4	23-33	1 / 33	18506+
14	11/07/2018	PIT	W	07-04-03	2-1	8p,77	77	1-6	2-3	22-42	70 / 1	18506+
15	11/09/2018	CBJ	L	07-05-03	1-2	2p	91	1-5	1-3	34-36	72 / 70	18506+
16	11/11/2018	ARI	L	07-06-03	1-4	19	14	0-2	4-6	39-22	35 / 70	18506+
17	11/13/2018	@ MIN	W	08-06-03	5-2	9,43,65,9,77	65	0-2	5-6	33-28	1 / 40	19101+
18	11/14/2018	@ WPG	L	08-07-03	1-3	13	7	0-3	2-3	28-24	37 / 1	15321+
19	11/16/2018	@ COL	W*	09-07-03	3-2	25,8,19p	19	1-3	2-2	29-26	1 / 31	18050+
20	11/19/2018	@ MTL	W*	10-07-03	5-4	10,8,19,8p,20	20	1-2	3-4	34-44	70 / 31	21911+
21	11/21/2018	CHI	W	11-07-03	4-2	43,65p,6,25	6	1-3	3-3	27-39	70 / 50	18506+
22	11/23/2018	DET	W	12-07-03	3-1	43,6,8	6	0-3	3-3	20-32	70 / 45	18506+
23	11/24/2018	@ NYR	W	13-07-03	5-3	26,13,8,10,43	10	0-2	2-2	28-30	1 / 40	16884
24	11/26/2018	@ NYI	W	14-07-03	4-1	43,26,43p,8	26	1-2	4-4	24-33	70 / 1	9072
25	11/30/2018	NJD	W	15-07-03	6-3	19,43s,65,19p,8,19	19	1-4	5-5	31-36	70 / 1	18506+
26	12/02/2018	ANA	L	15-08-03	5-6	19,18,43p,92,26	20	1-5	1-3	32-25	30 / 70	18506+
27	12/04/2018	@ VGK	L	15-09-03	3-5	13,8,13	88	0-4	4-6	26-28	29 / 70	18275+
28	12/06/2018	@ ARI	W	16-09-03	4-2	13,2,65,8	65	0-1	2-2	29-29	1 / 31	11910
29	12/08/2018	@ CBJ	W	17-09-03	4-0	10,23,8,72	10	0-3	4-4	28-28	70 / 72	18501+
30	12/11/2018	DET	W	18-09-03	6-2	10p,72,8,8,77p,8	8	2-2	1-1	25-37	70 / 45	18506+
31	12/14/2018	@ CAR	W**	19-09-03	6-5	8,43,8,72,8p	13	1-2	3-6	29-27	70 / 33	14446
32	12/15/2018	BUF	W**	20-09-03	4-3	10,13,8	8	0-4	1-3	38-29	1 / 40	18506+
33	12/19/2018	PIT	L	20-10-03	1-2	20	17	0-5	3-4	32-30	30 / 70	18506+
34	12/21/2018	BUF	W	21-10-03	2-1	18s,43	43	0-4	4-4	24-37	70 / 40	18506+
35	12/22/2018	@ OTT	W	22-10-03	4-0	10,2,13,6	10	0-3	2-2	33-35	1 / 33	15605
36	12/27/2018	CAR	W	23-10-03	3-1	18,77p,74	77	1-4	4-4	33-29	70 / 34	18506+
37	12/29/2018	@ OTT	W	24-10-03	3-2	43,78,22	22	0-0	1-1	24-33	1 / 35	16808
38	12/31/2018	NSH	L	24-11-03	3-6	6,13,18	89	0-1	2-3	25-34	35 / 70	18506+
39	01/03/2019	@ STL	L	24-12-03	2-5	8,10	70	0-3	3-4	25-42	34 / 70	17200
40	01/04/2019	@ DAL	O*	24-12-04	1-2	20	91	0-3	2-3	37-29	35 / 1	18532+
41	01/06/2019	@ DET	W	25-12-04	3-2	43,72,6	6	0-4	3-3	34-25	70 / 35	19515+

* Overtime

** Shootout

s Shorthanded goal

p Power-play goal

ps Penalty shot

e Empty net goal

+ Sellout

2018-19 Game-by-Game Results

#	Date	Team	W-L-OT	Record	GF-GA	Scorers	W Goal	PP	PK	SF-SA	W-L Gldr.	Attend.
42	01/08/2019	PHI	W	26-12-04	5-3	43,77,13,13p,77s	13	1-4	5-5	25-40	1 / 56	18506+
43	01/10/2019	@ BOS	W	27-12-04	4-2	13,8,19,8	19	0-2	4-5	22-41	70 / 41	17565+
44	01/12/2019	CBJ	O*	27-12-05	1-2	92	9	0-2	2-3	33-22	70 / 1	18506+
45	01/14/2019	STL	L	27-13-05	1-4	8p	29	1-3	1-2	29-37	34 / 1	18506+
46	01/15/2019	@ NSH	L	27-14-05	2-7	19p,77	33	1-2	5-5	28-29	74 / 1	17336+
47	01/18/2019	NYI	L	27-15-05	0-2		12	0-2	2-2	19-25	1 / 70	18605+
48	01/20/2019	@ CHI	L	27-16-05	5-8	44,9,74,74,2	19	0-2	1-2	39-28	60 / 1	21316+
49	01/22/2019	SJS	O*	27-16-06	6-7	8p,65,77,92,8,8	48	1-3	4-6	39-43	31 / 70	18506+
50	01/23/2019	@ TOR	L	27-17-06	3-6	19p,8,2	43	1-1	0-1	44-37	31 / 70	19148+
51	02/01/2019	CGY	W	28-17-06	4-3	26,23,43,92p	92	1-4	2-2	40-30	70 / 41	18506+
52	02/03/2019	BOS	L	28-18-06	0-1		46	0-3	3-3	24-39	40 / 70	18506+
53	02/05/2019	VAN	W	29-18-06	3-2	77,10,13	13	0-1	2-2	31-32	70 / 25	18506+
54	02/07/2019	COL	W*	30-18-06	4-3	65,92p,2,92	92	1-6	2-2	42-37	1 / 1	18506+
55	02/09/2019	FLA	O*	30-18-07	4-5	10,20,10,92	68	0-1	3-4	30-31	1 / 70	18506+
56	02/11/2019	LAK	W	31-18-07	6-4	8p,10,92,29,13,92	13	1-4	2-3	31-33	1 / 32	18506+
57	02/12/2019	@ CBJ	L	31-19-07	0-3		91	0-1	4-4	20-32	72 / 70	15701
58	02/14/2019	@ SJS	W	32-19-07	5-1	77p,13,8,77,43	13	1-4	1-1	29-26	70 / 31	17562+
59	02/17/2019	@ ANA	L	32-20-07	2-5	8,74	14	0-3	2-4	25-39	30 / 70	17495+
60	02/18/2019	@ LAK	W	33-20-07	3-2	8p,10,8p	8	2-2	3-3	21-28	1 / 36	18230+
61	02/21/2019	@ TOR	W	34-20-07	3-2	8p,10,43s	43	1-3	2-2	28-42	70 / 31	19378+
62	02/23/2019	@ BUF	L	34-21-07	2-5	8,65	26	0-2	3-4	33-38	40 / 70	19070+
63	02/24/2019	NYR	W*	35-21-07	6-5	19,6,43p,26,19,92	92	1-3	3-4	35-31	1 / 30	18506+
64	02/26/2019	OTT	W	36-21-07	7-2	43,20,74p,77,10,77,92	74	1-1	0-1	37-23	70 / 31	18506+
65	03/01/2019	@ NYI	W	37-21-07	3-1	13,8p,77	8	1-3	2-2	28-21	70 / 1	13971+
66	03/03/2019	@ NYR	W**	38-21-07	3-2	62,65	8	0-4	2-2	39-24	70 / 40	17517
67	03/06/2019	@ PHI	W	39-21-07	5-3	43,10,8p,65,19	65	1-3	1-1	35-30	70 / 37	19232
68	03/08/2019	NJD	W	40-21-07	3-0	65,19p,20s	65	1-5	6-6	36-25	70 / 29	18506+
69	03/10/2019	WPG	W	41-21-07	3-1	19,62,20	62	0-2	5-5	18-34	1 / 37	18506+
70	03/12/2019	@ PIT	L	41-22-07	3-5	13,13,74p	81	1-2	2-4	41-30	30 / 70	18640+
71	03/14/2019	@ PHI	W	42-22-07	5-2	10,20,10,43,92	10	0-3	4-4	32-24	70 / 79	19475+
72	03/16/2019	@ TBL	L	42-23-07	3-6	74,8p,8	81	1-4	4-4	34-35	88 / 70	19092+
73	03/19/2019	@ NJD	W	43-23-07	4-1	65,10,92,43	10	0-1	2-2	22-21	1 / 29	14815
74	03/20/2019	TBL	O*	43-23-08	4-5	20,62,77p,92	77	1-6	0-3	58-28	88 / 70	18506+
75	03/22/2019	MIN	L	43-24-08	1-2	10	19	0-3	1-1	22-27	40 / 70	18506+
76	03/24/2019	PHI	W	44-24-08	3-1	43,72,13	72	0-2	3-4	30-36	70 / 37	18506+
77	03/26/2019	CAR	W	45-24-08	4-1	77,8,74,19	8	0-2	0-0	28-28	70 / 34	18506+
78	03/28/2019	@ CAR	W	46-24-08	3-2	10,13,26	26	0-1	1-1	20-26	70 / 35	14680
79	03/30/2019	@ TBL	W	47-24-08	6-3	19,77,77p,19,8,8p	19	2-5	2-3	35-28	70 / 88	19092+
80	04/01/2019	@ FLA	L	47-25-08	3-5	92,19,13	22	0-2	2-2	30-34	1 / 1	14376
81	04/04/2019	MTL	W	48-25-08	2-1	20,26	26	0-1	0-1	31-34	70 / 31	18506+
82	04/06/2019	NYI	L	48-26-08	0-3		51	0-2	1-1	29-24	40 / 1	18506+

* Overtime

** Shootout

s Shorthanded goal

p Power-play goal

ps Penalty shot

e Empty net goal

+ Sellout



2018-19 Results

GOALS BY PERIOD

	1	2	3	OT	T	Avg
Washington Capitals:	87	103	79	5	274	(3.3 avg.)
Opponents:	66	83	92	7	248	(3.0 avg.)

SHOTS BY PERIOD

	1	2	3	OT	T	Avg
Washington Capitals:	809	887	768	28	2492	(30.4 avg.)
Opponents:	818	878	844	44	2584	(31.5 avg.)

POWER PLAY

	G	Att	%
Overall:	49	236	20.8 (12th NHL)
Home:	30	133	22.6 (9th NHL)
Road:	19	103	18.4 (19th NHL)

PENALTY KILLING

	G	Att	%
Overall:	55	261	78.9 (24th NHL)
Home:	30	130	76.9 (22nd NHL)
Road:	25	131	80.9 (12th NHL)

PENALTIES

	GP	Min	Avg./Rank
	82	730	8.9 (T-21st NHL)



2018-19 Home and Road Statistics

Player	HOME			
	G	A	P	+/-
Evgeny Kuznetsov	17	29	46	6
Alex Ovechkin	19	24	43	5
Nicklas Backstrom	13	28	41	8
John Carlson	6	28	34	18
T.J. Oshie	14	12	26	8
Lars Eller	8	13	21	8
Brett Connolly	10	10	20	5
Jakub Vrana	9	11	20	7
Tom Wilson	10	8	18	10
Andre Burakovsky	5	8	13	2
Michal Kempny	4	9	13	9
Nic Dowd	5	7	12	5
Matt Niskanen	3	8	11	-2
Travis Boyd	2	9	11	6
Dmitry Orlov	0	9	9	4
Chandler Stephenson	5	3	8	-3
Devante Smith-Pelly	3	4	7	4
Carl Hagelin	2	3	5	4
Dmitrij Jaskin	1	4	5	-2
Christian Djoos	1	3	4	5
Brooks Orpik	0	4	4	10
Nick Jensen	0	2	2	5
Nathan Walker	0	1	1	1
Madison Bowey	0	1	1	2
Jonas Siegenthaler	0	0	0	1

Player	ROAD			
	G	A	P	+/-
Alex Ovechkin	32	14	46	2
John Carlson	7	29	36	3
Nicklas Backstrom	9	24	33	-6
T.J. Oshie	11	17	28	-3
Jakub Vrana	15	12	27	13
Brett Connolly	12	14	26	8
Evgeny Kuznetsov	4	22	26	1
Tom Wilson	12	10	22	1
Dmitry Orlov	3	17	20	-1
Lars Eller	5	10	15	-9
Matt Niskanen	5	9	14	-1
Andre Burakovsky	7	5	12	0
Michal Kempny	2	10	12	15
Nic Dowd	3	7	10	5
Travis Boyd	3	6	9	0
Carl Hagelin	1	5	6	3
Christian Djoos	0	6	6	4
Brooks Orpik	2	3	5	-2
Madison Bowey	1	4	5	1
Jonas Siegenthaler	0	4	4	5
Dmitrij Jaskin	1	2	3	-3
Nick Jensen	0	3	3	-2
Chandler Stephenson	0	3	3	-10
Tyler Lewington	1	1	2	3
Devante Smith-Pelly	1	0	1	-10
Nathan Walker	0	0	0	0



2018-19 Even-Strength & Special Teams

Player	GP	EVEN STRENGTH			POWER PLAY			SHORTHANDED			GW	OT
		G	A	P	G	A	P	G	A	P		
Alex Ovechkin	82	32	24	56	17	14	31	0	0	0	7	3
Evgeny Kuznetsov	79	19	33	52	7	23	30	1	0	1	8	2
Nicklas Backstrom	81	14	31	45	7	19	26	0	0	0	4	1
John Carlson	82	11	25	36	4	28	32	0	0	0	4	1
Tom Wilson	78	13	20	33	0	1	1	1	0	1	1	0
Lars Eller	81	15	17	32	3	3	6	0	0	0	2	0
T.J. Oshie	74	9	20	29	9	9	18	0	0	0	3	0
Matt Niskanen	68	7	21	28	0	0	0	0	1	1	1	0
Dmitry Orlov	82	10	17	27	0	4	4	0	0	0	2	0
Jakub Vrana	73	12	12	24	1	2	3	0	0	0	2	0
Brett Connolly	70	11	11	22	4	1	5	0	0	0	2	0
Andre Burakovsky	56	10	11	21	2	2	4	0	0	0	5	1
Jay Beagle	79	6	15	21	0	0	0	1	0	1	2	0
Chandler Stephenson	67	6	12	18	0	0	0	0	0	0	0	0
Devante Smith-Pelly	75	7	9	16	0	0	0	0	0	0	1	0
Christian Djoos	63	3	11	14	0	0	0	0	0	0	0	0
Alex Chiasson	61	7	7	14	1	0	1	1	2	3	2	0
Madison Bowey	51	0	12	12	0	0	0	0	0	0	0	0
Brooks Orpik	81	0	10	10	0	0	0	0	0	0	0	0
Jakub Jerabek	11	1	3	4	0	0	0	0	0	0	0	0
Michal Kempny	22	2	1	3	0	0	0	0	0	0	0	0
Taylor Chorney	24	1	2	3	0	0	0	0	1	1	0	0
Nathan Walker	7	1	0	1	0	0	0	0	0	0	0	0
Shane Gersich	3	0	1	11	0	0	0	0	0	0	0	0
Aaron Ness	8	0	1	1	0	0	0	0	0	0	0	0
Travis Boyd	8	0	1	1	0	0	0	0	0	0	0	0
Tyler Graovac	5	0	0	0	0	0	0	0	0	0	0	0
Liam O'Brien	3	0	0	0	0	0	0	0	0	0	0	0
Anthony Peluso	2	0	0	0	0	0	0	0	0	0	0	0

2018-19 Situational Statistics

GOALS BY PERIOD

	1st	2nd	3rd	OT
Nicklas Backstrom	6	6	9	1
Madison Bowey		1		
Travis Boyd	1	2	2	
Andre Burakovsky	6	3	3	
John Carlson	4	4	5	
Brett Connolly	10	9	3	
Pheonix Copley				
Christian Djoos		1		
Nic Dowd	1	5	2	
Lars Eller	5	3	3	1
Carl Hagelin	1	2		
Braden Holtby				
Dmitrij Jaskin	2			
Nick Jensen				
Michal Kempny	2	2	2	
Evgeny Kuznetsov	2	7	9	2
Tyler Lewington	1			
Matt Niskanen	1	3	3	1
Dmitry Orlov	1	1	1	
Brooks Orpik	2			
T.J. Oshie	8	8	9	
Alex Ovechkin	11	24	16	
Devante Smith-Pelly	1	2	1	
Chandler Stephenson	2	3		
Jakub Vrana	10	8	6	
Nathan Walker				
Tom Wilson	10	7	5	
Total	88	103	79	5

SITUATIONAL GOALS

	For	Against
5 on 5:	197	161
5 on 4:	44	5
5 on 3:	3	0
4 on 4:	2	0
4 on 3:	1	0
3 on 3:	4	4
3 on 4:	0	3
3 on 5:	0	2
4 on 5:	3	51
Empty Net:	16	14
Penalty Shots:	0	0
Total:	274	248

Quickest back-to-back goals scored: 0:20, 2/18/19 at LA

Quickest back-to-back goals scored, one player: 0:21, T.J. Oshie, 10/4/18 at PIT

Quickest back-to-back goals allowed: 0:02, 11/1/18 at MTL

Fastest goal to start a game: 0:18, Chandler Stephenson, 10/13/18 vs. TOR

Fastest goal allowed to start a game: 0:12, Joe Pavelski, 1/22/19 vs. SJ

Fastest goal to start a period: 0:08, Tom Wilson, 11/30/18 vs. NJD, 2nd

Fastest goal allowed to start a period: 0:07, Derick Brassard, 2/9/19 vs. FLA, 2nd

Fastest goal after an opponent's goal: 0:04, T.J. Oshie, 1/9/19 vs. PHI, 3rd

5-on-3 PP Goals/Opp.: 2-4/2:28

5-on-3 PK Kill/Opp.: 1-4/3:41

4-on-4 Goals/Opp.: 1-42/60:56

4-on-3 PP Goals/Opp.: 0-1/0:13

4-on-3 PK Kill/Opp.: 4-5/6:24

3-on-3 Goals/Opp.: 4-14/42:22



2018-19 Situational Statistics

Last 10 Games:	6 - 3 - 1	Out shooting opponent	21-8-4	Playing on a Monday:	6-3-0
1-Goal Games:	19 - 5 - 8	Outshot by opponent:	24-17-4	Playing on a Tuesday:	7-4-1
2-Goal Games	13 - 7	Even shots:	3-1-0	Playing on a Wednesday:	6-2-1
3-Goal Games	16 - 14			Playing on a Thursday:	9-4-1
Scoring first	32 - 9 - 1	Washington has 10-19 shots on net:	1-1-0	Playing on a Friday:	8-2-2
Opponent scoring first	16 - 17 - 7	Washington has 20-29 shots on net:	24-13-0	Playing on a Saturday:	7-5-3
Leading after 1 period	27 - 7 - 3	Washington has 30-39 shots on net:	22-8-7	Playing on a Sunday:	5-5-0
Trailing after 1 period	7 - 10 - 5	Washington has 40+ shots on net:	2-2-1		
Tied after 1 period	14 - 9 - 0			Record in first of back-to-back games:	8-4-1
Leading after 2 periods	37 - 3 - 1	Opponent has 10-19 shots on net:	0-0-0	Record in second of back-to-back games:	5-5-3
Trailing after 2 periods	4 - 17 - 6	Opponent has 20-29 shots on net:	21-10-3	Record in second following a win:	3-3-2
Tied after 2 periods	7 - 6 - 1	Opponent has 30-39 shots on net:	21-13-4	Record in second following a loss:	2-1-1
		Opponent has 40+ shots on net:	6-2-2		
Overtime:	9 - 8	Washington has more penalties than opponent:	19-10-5	At night:	41-18-8
Shootout:	3 - 1	Opponent has more penalties:	17-5-2	Afternoon (before 6 p.m.):	7-6-0
		Penalties are even:	12-10-1		
SCORING FIVE OR MORE GOALS	17-2-3	Washington scores on the power play:	28-8-4	vs. Atlantic:	14 - 7 - 3
SCORING FOUR GOALS	13-1-2	Opponent scores on the power play:	16-17-7	vs. Metropolitan:	19 - 7 - 2
SCORING THREE GOALS	14-6-1	Washington fails to score on the power play:	20-18-4	vs. EASTERN CONFERENCE:	33 - 14 - 5
SCORING TWO GOALS	4-5-0	Opponent fails to score on the power play:	32-9-1	vs. Central:	5 - 7 - 2
SCORING ONE GOAL	0-7-2			vs. Pacific:	10 - 5 - 1
NOT SCORING (not incl. shootout)	0-5-0			vs. WESTERN CONFERENCE:	15 - 12 - 3
		October:	5-3-2		
ALLOWING FIVE OR MORE GOALS	2-14-5	November:	10-4-1		
ALLOWING FOUR GOALS	2-4-1	December:	9-4-0		
ALLOWING THREE GOALS	10-3-0	January:	3-6-3		
ALLOWING TWO GOALS	19-4-2	February:	9-4-1		
ALLOWING ONE GOAL	12-1-0	March:	11-3-1		
NOT ALLOWING A GOAL (not incl. shootout)	4-0-0	April:	1-2-0		

SCORING BY MONTH

PLAYER	OCT.	NOV.	DEC.	JAN.	FEB.	MARCH	APRIL
Nicklas Backstrom	2-11-13	7-12-19	1-11-12	3-4-7	2-7-8	6-7-13	1-0-1
Madison Bowey	0-0-0	0-4-4	1-1-2				
Travis Boyd		0-5-5	3-2-5	1-4-5	0-1-1	1-3-4	
Andre Burakovsky	1-0-1	3-3-6	1-0-1	1-3-4	2-6-8	4-0-4	0-1-1
John Carlson	5-9-14	0-13-13	1-10-11	2-7-9	2-7-9	3-9-12	0-1-1
Brett Connolly	1-6-7	3-3-6	4-5-9	1-2-3	7-3-10	6-4-10	0-1-1
Pheonix Copley			0-1-1				
Christian Djoos	0-2-2	0-1-1	0-1-1		1-1-2	0-3-3	
Nic Dowd	1-1-2	2-1-3	1-7-8		2-1-3	1-4-5	1-0-1
Lars Eller	1-4-5	3-6-9	0-1-1	1-4-5	2-6-8	4-2-5	1-0-1
Carl Hagelin						3-7-10	0-1-1
Braden Holtby	0-1-1						
Dmitrij Jaskin	0-1-1	0-2-1	1-3-4		1-0-1		
Nick Jensen						0-5-5	
Michal Kempny	0-1-1	2-5-7	2-2-4	1-3-4	1-3-4	0-5-5	
Evgeny Kuznetsov	5-10-15	1-6-7	1-11-12	2-5-7	8-9-17	3-10-13	1-0-1
Tyler Lewington			1-1-2				
Matt Niskanen	2-3-5	1-5-6	2-2-4	2-2-4	1-2-3	0-2-2	0-1-1
Dmitry Orlov	0-1-1	2-6-8	0-3-3	1-2-3	0-5-5	0-8-8	
Brooks Orpik	1-1-2			1-1-2	0-3-3	0-2-2	
T.J. Oshie	6-4-10	3-1-4	2-0-2	4-8-12	5-6-11	5-7-12	0-2-2
Alex Ovechkin	8-6-14	11-6-17	10-4-14	8-4-12	7-10-17	7-7-14	0-1-1
Jonas Siegenthaler			0-3-3	0-1-1			
Devante Smith-Pelly	1-1-2	3-1-4	0-2-2				
Chandler Stephenson	1-1-2	0-2-2	4-1-5	0-1-1		0-1-1	
Jakub Vrana	3-2-5	3-6-9	6-1-7	3-4-7	3-8-11	5-2-7	1-0-1
Nathan Walker	0-1-1						
Tom Wilson		7-6-13	4-1-5	2-2-4	5-5-10	4-3-7	

2018-19 Statistics & Notes

CAPITALS MULTIPLE GAMES

	Goals			Assists			Points			Total
	2	3+	Total	2	3+	Total	2	3	4	
Nicklas Backstrom	2	1	3	5	4	9	11	4	2	17
Madison Bowey										
Travis Boyd				1		1	2			2
Andre Burakovsky				2		2	3			3
John Carlson	1		1	12	2	14	17	3		20
Brett Connolly	2		2	2		2	6	2		8
Pheonix Copley										
Christian Djoos										
Nic Dowd					1	1	1	1		2
Lars Eller	1		1	3	1	4	6	1		7
Carl Hagelin				1		1	2			2
Braden Holtby										
Dmitrij Jaskin				1		1	1			1
Nick Jensen										
Michal Kempny				3		3	3			3
Evgeny Kuznetsov	3		3	7	2	9	13	2	2	18
Tyler Lewington							1			1
Matt Niskanen				1		1	4			4
Dmitry Orlov	1		1	3		3	4	1		5
Brooks Orpik										
T.J. Oshie	5		5	7		7	12	4		16
Alex Ovechkin	9	3	12	6		6	17	4	2	23
Devante Smith-Pelly							1			1
Chandler Stephenson							1			1
Jakub Vrana	3		3	2		2	8	1		9
Tom Wilson	1		2	2		2	7	1		8
Total	28	4	32	59	10	69	119	24	6	149

CAPITALS THREE STARS

	1st	2nd	3rd	Selections	Points (5, 3, 1)
Nicklas Backstrom	2	6	5	13	33
Madison Bowey					
Travis Boyd		1	2	3	5
Andre Burakovsky	1	2		3	11
John Carlson	1	4	5	10	21
Brett Connolly	2	3		5	19
Pheonix Copley	3			5	17
Christian Djoos					
Nic Dowd			1	1	1
Lars Eller		1	4	5	7
Carl Hagelin		1	1	2	4
Braden Holtby	12	6	4	22	82
Dmitrij Jaskin		1		1	3
Nick Jensen					
Michal Kempny	2			2	10
Evgeny Kuznetsov	7	4	3	14	50
Tyler Lewington	1			1	5
Matt Niskanen		2		2	6
Dmitry Orlov	1		1	2	6
Brooks Orpik					
T.J. Oshie	3	2	2	7	23
Alex Ovechkin	9	5	5	18	65
Devante Smith-Pelly		1		1	3
Chandler Stephenson			1	1	1
Jakub Vrana	2	1	4	7	17
Nathan Walker					
Tom Wilson	1	3	2	6	14

RECORD WITH A

	GOAL	ASSIST	POINT
MATT NISKANEN	5-3-0	11-4-1	14-6-1
NICK JENSEN	0-0-0	4-1-0	4-1-0
MICHAL KEMPNY	5-1-0	11-3-2	16-4-2
ALEX OVECHKIN	26-8-2	22-6-4	39-14-5
DMITRY ORLOV	1-1-0	15-6-1	15-6-1
BRETT CONNOLLY	15-2-3	14-5-3	24-7-4
JAKUB VRANA	14-5-2	17-3-2	27-8-3
CHANDLER STEPHENSON	2-3-0	3-2-1	5-4-1
NICKLAS BACKSTROM	11-5-2	28-6-4	34-10-5
LARS ELLER	7-2-3	12-2-4	18-4-5
DMITRIJ JASKIN	2-0-0	3-1-1	5-1-1
DEVANTE SMITH-PELLY	3-0-1	3-1-0	5-1-1
NIC DOWD	7-1-0	9-2-1	16-2-1
CHRISTIAN DJOOS	1-0-0	5-1-2	6-1-2
JONAS SIEGENTHALER	0-0-0	4-0-0	4-0-0
TOM WILSON	20-1-0	14-1-1	28-2-1
BROOKS ORPIK	0-1-1	6-0-1	6-1-2
CARL HAGELIN	2-0-1	6-0-1	8-0-1
ANDRE BURAKOVSKY	9-2-1	7-1-3	15-3-4
TRAVIS BOYD	5-0-0	11-2-1	15-2-1
JOHN CARLSON	6-4-2	29-9-4	30-11-5
TYLER LEWINGTON	1-0-0	1-0-0	1-0-0
T.J. OSHIE	16-1-3	12-6-4	23-7-4
NATHAN WALKER	0-0-0	1-0-0	1-0-0
EVGENY KUZNETSOV	10-3-4	28-10-4	31-11-10
PHEONIX COPLEY	0-0-0	1-0-0	1-0-0
BRADEN HOLTBY	0-0-0	1-1-0	1-1-0



2018-19 Highs, Lows & Streaks

TEAM

Most goals, game: 7 – twice, m.r. 2/26/19 vs. OTT
Most goals, period: 4 – three times, m.r. 2/26/19 vs. OTT
Most goals allowed, game: 8 – 1/20/19 at CHI
Most goals allowed, period: 4 – five times, m.r. 3/20/19 vs. TB
Most shots, game: 58 – 3/20/19 vs. TB
Most shots, period: 22 – 3/20/19 vs. TB
Most shots allowed, game: 44 – twice, m.r. 11/19/18 at MTL
Most shots allowed, period: 23 – 10/4/18 at PIT
Fewest shots, game: 18 – 3/10/19 vs. WPG
Fewest shots, period (regulation): 2 – twice, m.r. 1/3/19 at STL
Fewest shots allowed, game: 21 – twice, m.r. 3/19/19 at NJD
Fewest shots allowed, period (regulation): 2 – twice, m.r. 1/4/19 at DAL
Most power-play goals, game: 4 – 10/3/18 vs. BOS
Most power-play goals allowed, game: 3 – twice, m.r. 3/20/19 vs. TB
Most shorthanded goals, game: 1 – three times, m.r. 2/21/19 at TOR
Most shorthanded goals allowed, game: 1 – four times, m.r. 4/1/19 at FLA
Largest margin of victory: 7 – 10/3/18 vs. BOS
Largest margin of defeat: 6 – 6 – 10/11/18 at NJD
Longest winning streak: 7 – twice, m.r. 2/24/19 – 3/10/19: 7-0-0
Longest home winning streak: 5 – 2/11/19 – 3/10/19: 5-0-0
Longest road winning streak: 5 – 12/6/18 – 12/29/18: 5-0-0
Longest losing streak: 4 – 1/14/19 – 1/20/19: 0-4-0
Longest home losing streak: 2 – three times, m.r. 1/14/19 – 1/18/19: 0-2-0
Longest road losing streak: 4 – 1/15/19 – 2/12/19: 0-4-0
Largest deficit overcome in a win: 3, 12/14/18 at CAR
Largest deficit overcome in an OT or SO loss: 3, 10/19/18 vs. FLA
Largest lead surrendered in a regulation loss: 4, 12/2/18 vs. ANA
Largest lead surrendered in an OT or SO loss: 2, 1/22/19 vs. SJ

INDIVIDUAL

Most goals, game: 3 –
Alex Ovechkin, three times, m.r. 1/22/19 vs. SJ
Nicklas Backstrom, 11/30/18 vs. NJD
Most goals, period: 2 –
John Carlson, 1/20/19 at CHI
Nicklas Backstrom, 11/30/18 vs. NJD
Alex Ovechkin: three times, m.r. 3/30/19 at TB
T.J. Oshie: three times, m.r. 3/30/19 at TB
Most assists, game: 4 –
Nicklas Backstrom: 12/11/18 vs. DET
Most points, game: 4 –
Evgeny Kuznetsov, three times, m.r. 2/11/19 vs. LA: (2g, 2a)
Nicklas Backstrom, twice, m.r. 12/11/18 vs. DET: (4a)
Alex Ovechkin, twice, m.r. 1/22/19 vs. SJ: (3g, 1a)
Most power-play goals, game: 2, three times, m.r. Alex Ovechkin, 2/18/19 at LA
Most shorthanded goals, game: 1, three times, m.r. Tom Wilson, 2/21/19 at TOR
Most penalty minutes, game: 17 – Tom Wilson: 2/7/19 vs. COL
Most saves, game: 41 – Braden Holtby: 11/7/18 vs. PIT
Most saves, period: 20 – Braden Holtby, 10/4/18 vs. PIT
Most ice time, game: 29:28, John Carlson, twice, m.r. 3/20/19 vs. TB
Most shots on goal, game: 11 – Alex Ovechkin: 3/20/19 vs. TB
Most face-off wins, game: 20, Nicklas Backstrom, 12/2/18 vs. ANA
Most face-offs taken, game: 31, Nicklas Backstrom, 2/1/19 vs. CGY
Most hits, game: 9, Tom Wilson, 3/12/19 at PIT
Most blocked shots, game: 7, three times, m.r. Matt Niskanen, 4/4/19 vs. MTL
Longest point streak: 14 games – Alex Ovechkin, 11/16/18 – 12/15/18: 17g, 6a
Longest goal streak: 6 games –
Tom Wilson, 11/21/18 – 12/2/18: 7 goals
Alex Ovechkin, 12/4/18 – 12/15/18: 10 goals
Longest assist streak: 8 games – Evgeny Kuznetsov: 11/30/18 – 12/15/18: 9 assists



2018-19 Shootouts & Penalty Shots

SHOOTOUTS

Date	Shootout Score	Rounds	Clinching Goal	Goaltender	Site
10/19/18	Florida 3 - Washington 2	4	Jonathan Huberdeau	Pheonix Copley	Washington
10/27/18	Washington 2 - Calgary 1	4	Nicklas Backstrom	Pheonix Copley	Calgary
12/14/18	Washington 2 - Carolina 1	6	Jakub Vrana	Braden Holtby	Carolina
12/15/18	Washington 2 - Buffalo 1	4	Alex Ovechkin	Pheonix Copley	Washington
3/3/19	Washington 3 - New York 2	4	Alex Ovechkin	Braden Holtby	New York

Player	Goals/Shots	Pct.	GDG
Jakub Vrana	1 / 1	100.0	1
Nicklas Backstrom	3 / 5	60.0	1
Evgeny Kuznetsov	3 / 5	60.0	0
Alex Ovechkin	2 / 4	50.0	2
T.J. Oshie	2 / 5	40.0	0
Lars Eller	0 / 1	0.0	0
John Carlson	0 / 1	0.0	0

Goaltenders

Braden Holtby	2 - 0	3/10	.700
Pheonix Copley	2 - 1	5/12	.583

PENALTY SHOTS

Capitals

Jakub Vrana: 12/6/18 at ARI, stopped

Opponents

Tyler Seguin: 11/13/18 vs. DAL, stopped

Richard Panik: 12/6/18 at ARI, stopped

Bo Horvat: 2/5/19 vs. VAN, stopped



2018-19 GAME-BY-GAME STATISTICS

Date	Opp.	Oshie#77	Walker#79	Kuznetsov#92
Oct 3	Vs BOS	1-1(W),4/1 17:16	0-1,1/1 11:10	2-0,5/0 19:15
Oct 4	@ PIT	2-1,3/2 18:31	0-0,1/0 06:29	0-1,3/1 24:12
Oct 10	Vs VGK	1-0,2/1 19:41	DNP	1-3,3/2 18:40
Oct 11	@ NJD	0-0,0/-1 18:46	DNP	0-0,1/-1 20:09
Oct 13	Vs TOR	0-0,3/0 20:20	DNP	1-1,5/0 20:52
Oct 17	Vs NYR	0-1,2/2 23:48	0-0,0/0 06:47	0-1,5/0 22:35
Oct 19	Vs FLA	0-0,0/0 20:05	DNP	0-2,2/0 20:58
Oct 22	@ VAN	1-1,4/2 19:04	DNP	1-0,4/0 14:56
Oct 25	@ EDM	0-0,1/-2 17:05	DNP	0-0,3/-3 18:00
Oct 27	@ CGY	1-0,4/-1 19:11	DNP	0-2,2/0 20:17
Nov 1	@ MTL	0-0,2/-1 19:25	DNP	0-1,1/-2 15:47
Nov 3	Vs DAL	0-1,2/1 20:56	DNP	1-0,1/-2 24:04
Nov 5	Vs EDM	1-0(W),3/1 19:20	MIN	0-1,1/0 19:07
Nov 7	Vs PIT	1-0(W),1/1 13:51	MIN	0-1,4/1 23:49
Nov 9	Vs CBJ	0-0,2/0 22:29	MIN	0-1,1/0 23:17
Nov 11	Vs ARI	0-0,1/0 20:47	MIN	0-0,3/-1 16:08
Nov 13	@ MIN	1-0,5/0 15:42	MIN	0-1,4/2 16:34
Nov 14	@ WPG	0-0,1/0 20:37	MIN	0-0,1/0 04:10
Nov 16	@ COL	DNP	MIN	DNP
Nov 19	@ MTL	DNP	MIN	DNP
Nov 21	Vs CHI	DNP	MIN	DNP
Nov 23	Vs DET	DNP	MIN	DNP
Nov 24	@ NYR	DNP	MIN	DNP
Nov 26	@ NYI	DNP	MIN	DNP
Nov 30	Vs NJD	DNP	MIN	0-1,4/-1 17:37
Dec 2	Vs ANA	DNP	MIN	1-1,1/0 19:11
Dec 4	@ VGK	DNP	MIN	0-1,5/2 19:33
Dec 6	@ ARI	DNP	MIN	0-1,0/2 18:03
Dec 8	@ CBJ	INJ	MIN	0-1,2/1 15:21
Dec 11	Vs DET	1-0,2/2 16:56	MIN	0-2,0/-1 15:50
Dec 14	@ CAR	0-0,4/1 19:43	MIN	0-1,5/-1 18:21
Dec 15	Vs BUF	0-0,3/0 20:38	MIN	0-1,5/1 21:25
Dec 19	Vs PIT	0-0,0/0 21:25	MIN	0-0,5/0 21:43
Dec 21	Vs BUF	0-0,1/-1 19:26	MIN	0-1,1/1 18:44
Dec 22	@ OTT	0-0,1/0 16:20	MIN	0-0,4/1 18:56
Dec 27	Vs CAR	1-0(W),1/0 17:48	MIN	0-0,2/0 15:13
Dec 29	@ OTT	0-0,0/0 19:17	MIN	0-1,2/1 14:17
Dec 31	Vs NSH	0-0,1/-1 20:07	MIN	0-1,2/0 19:21
Jan 3	@ STL	0-0,1/0 16:47	MIN	0-0,3/-1 16:42
Jan 4	@ DAL	0-0,7/0 19:40	MIN	0-0,3/0 20:03
Jan 6	@ DET	0-0,3/-1 17:39	MIN	0-2,5/1 17:28
Jan 8	Vs PHI	2-0,3/3 18:31	MIN	0-0,3/0 22:04
Jan 10	@ BOS	0-2,3/2 14:49	MIN	0-0,0/2 20:01
Jan 12	Vs CBJ	0-0,1/1 18:38	MIN	1-0,6/0 21:45
Jan 14	Vs STL	0-0,3/-1 16:27	MIN	0-0,3/0 19:31
Jan 15	@ NSH	1-0,3/-2 15:45	MIN	0-1,2/-2 15:30
Jan 18	Vs NYI	0-0,1/-1 19:29	MIN	0-0,3/-1 18:54
Jan 20	@ CHI	0-2,1/1 19:08	MIN	0-0,2/-3 16:44
Jan 22	Vs SJS	1-2,6/-1 18:23	MIN	1-1,5/1 18:38
Jan 23	@ TOR	0-2,2/0 19:18	MIN	0-1,2/0 19:41
Feb 1	Vs CGY	0-1,3/-1 22:27	MIN	1-1(W),6/0 24:36
Feb 3	Vs BOS	0-0,2/0 21:05	MIN	0-0,1/0 19:40
Feb 5	Vs VAN	1-0,3/-1 18:56	MIN	0-2,3/2 18:38
Feb 7	Vs COL	0-1,2/-1 24:21	MIN	2-1(W),4/2 19:49
Feb 9	Vs FLA	0-0,0/-3 16:33	MIN	1-0,3/1 16:56
Feb 11	Vs LAK	0-2,2/0 19:31	MIN	2-2,3/1 16:49
Feb 12	@ CBJ	0-0,0/-1 18:12	MIN	0-0,2/-2 17:35
Feb 14	@ SJS	2-1,3/3 21:22	MIN	0-1,2/1 19:43
Feb 17	@ ANA	0-0,1/0 07:10	MIN	0-0,1/-1 22:01
Feb 18	@ LAK	0-0,0/-2 16:16	MIN	0-0,1/0 18:01
Feb 21	@ TOR	0-1,0/0 17:16	MIN	0-0,3/-1 17:19
Feb 23	@ BUF	0-0,2/-3 15:20	MIN	0-1,3/2 20:02
Feb 24	Vs NYR	0-1,3/0 20:36	MIN	1-0(W),1/-1 19:12
Feb 26	Vs OTT	2-0,3/2 16:31	MIN	1-1,1/2 13:38
Mar 1	@ NYI	1-1,3/2 17:38	MIN	0-1,0/0 18:10
Mar 3	@ NYR	0-0,3/0 21:47	MIN	0-0,2/0 21:50
Mar 6	@ PHI	0-0,2/-1 18:13	MIN	0-0,3/1 18:09
Mar 8	Vs NJD	0-0,3/0 18:02	MIN	0-1,2/0 19:21
Mar 10	Vs WPG	0-0,1/1 18:08	MIN	0-0,0/0 18:30
Mar 12	@ PIT	0-2,3/1 19:18	MIN	0-0,2/-2 17:27
Mar 14	@ PHI	0-0,2/-1 16:27	MIN	1-1,2/2 14:55
Mar 16	@ TBL	0-1,2/-3 18:02	MIN	0-1,2/-1 19:09
Mar 19	@ NJD	0-0,1/1 13:55	MIN	1-0,4/0 16:29
Mar 20	Vs TBL	1-1,5/1 23:09	MIN	1-0,9/0 25:45
Mar 22	Vs MIN	0-1,1/1 19:54	MIN	0-0,0/-1 23:16
Mar 24	Vs PHI	0-0,1/0 16:35	MIN	0-0,3/0 15:34
Mar 26	Vs CAR	1-0,3/1 17:05	MIN	0-3,3/2 19:17
Mar 28	@ CAR	DNP	MIN	0-1,0/1 15:28
Mar 30	@ TBL	2-1,2/1 18:53	MIN	0-2,0/1 20:35
Apr 1	@ FLA	0-2,0/0 20:00	MIN	1-0,2/0 18:28
Apr 4	Vs MTL	0-0,0/0 18:20	MIN	0-0,1/0 18:41
Apr 6	Vs NYI	DNP	DNP	0-0,0/-2 19:37

Goals-Assists-PIM/Rating

DND-Did Not Dress

INJ-Injured

SPD-Suspension



2018-19 PHEONIX COPLEY GAME-BY-GAME STATISTICS

Date	Opp.	GP	GS	W	L	OT	SA	GA	SV	SO	MIN
Apr 6	NYI	1	0	1	0	0	23	2	.913	0	57:54
Apr 1	@ FLA	1	0	1	0	0	33	4	.879	0	56:26
Mar 19	@ NJD	1	1	0	0	0	21	1	.952	0	60:00
Mar 10	vs WPG	1	1	0	0	0	34	1	.971	0	59:28
Feb 24	vs NYR	1	1	0	0	0	31	5	.839	0	64:20
Feb 18	@ LAK	1	1	0	0	0	28	2	.929	0	60:00
Feb 11	vs LAK	1	1	0	0	0	33	4	.879	0	59:56
Feb 7	vs COL	1	1	0	0	0	37	3	.919	0	63:57
Jan 20	@ CHI	--	0	1	0	0	17	3	.824	0	36:41
Jan 15	@ NSH	1	0	1	0	0	29	7	.759	0	60:00
Jan 14	vs STL	1	0	1	0	0	37	4	.892	0	57:53
Jan 12	vs CBJ	--	--	--	--	1	11	1	.909	0	34:21
Jan 8	vs PHI	1	1	0	0	0	40	3	.925	0	59:47
Jan 4	@ DAL	1	--	--	--	1	29	2	.931	0	63:37
Dec 29	@ OTT	1	1	0	0	0	33	2	.939	0	60:00
Dec 22	@ OTT	1	1	0	0	0	35	0	1.000	1	59:46
Dec 15	vs BUF	1	1	0	0	0	29	3	.897	0	65:00
Dec 6	@ ARI	1	1	0	0	0	29	2	.931	0	60:00
Nov 24	@ NYR	1	1	0	0	0	30	3	.900	0	60:00
Nov 19	@ MTL	1	--	--	--	0	22	4	.818	0	21:35
Nov 16	@ COL	1	1	0	0	0	26	2	.923	0	60:22
Nov 14	@ WPG	1	0	1	0	0	23	2	.913	0	58:54
Nov 13	@ MIN	1	1	0	0	0	28	2	.929	0	59:59
Nov 5	vs EDM	1	1	0	0	0	33	2	.939	0	60:00
Oct 27	@ CGY	1	1	0	0	0	30	3	.900	0	65:00
Oct 19	vs FLA	--	--	--	--	1	19	1	.947	0	44:15
Oct 11	@ NJD	1	0	1	0	0	36	6	.833	0	59:45

2018-19 BRADEN HOLTBY GAME-BY-GAME STATISTICS

Date	Opp.	GP	GS	W	L	OT	SA	GA	SV	SO	MIN
Apr 4	MTL	1	1	0	0	0	34	1	.971	0	60:00
Mar 30	@ TBL	1	1	0	0	0	28	3	.893	0	59:43
Mar 28	@ CAR	1	1	0	0	0	26	2	.923	0	59:58
Mar 26	vs CAR	1	1	0	0	0	28	1	.964	0	59:50
Mar 24	vs PHI	1	1	0	0	0	36	1	.972	0	60:00
Mar 22	vs MIN	1	0	1	0	0	27	2	.926	0	57:42
Mar 20	vs TBL	1	--	--	--	1	28	5	.821	0	61:40
Mar 16	@ TBL	1	0	1	0	0	33	4	.879	0	57:38
Mar 14	@ PHI	1	1	0	0	0	24	2	.917	0	60:00
Mar 12	@ PIT	1	0	1	0	0	29	4	.862	0	58:39
Mar 8	vs NJD	1	1	0	0	0	25	0	1.000	1	60:00
Mar 6	@ PHI	1	1	0	0	0	30	3	.900	0	59:08
Mar 3	@ NYR	1	1	0	0	0	24	2	.917	0	65:00
Mar 1	@ NYI	1	1	0	0	0	21	1	.952	0	60:00
Feb 26	vs OTT	1	1	0	0	0	23	2	.913	0	60:00
Feb 23	@ BUF	1	0	1	0	0	37	4	.892	0	58:44
Feb 21	@ TOR	1	1	0	0	0	42	2	.952	0	59:59
Feb 17	@ ANA	1	0	1	0	0	39	5	.872	0	60:00
Feb 14	@ SJS	1	1	0	0	0	26	1	.962	0	60:00
Feb 12	@ CBJ	1	0	1	0	0	31	2	.935	0	57:29
Feb 9	vs FLA	1	--	--	--	1	31	5	.839	0	61:31
Feb 5	vs VAN	1	1	0	0	0	32	2	.938	0	60:00
Feb 3	vs BOS	1	0	1	0	0	39	1	.974	0	58:32
Feb 1	vs CGY	1	1	0	0	0	30	3	.900	0	60:00
Jan 23	@ TOR	1	0	1	0	0	36	5	.861	0	58:08
Jan 22	vs SJS	1	--	--	--	1	43	7	.837	0	61:48
Jan 20	@ CHI	1	--	--	--	0	11	4	.636	0	22:30
Jan 18	vs NYI	1	0	1	0	0	25	2	.920	0	57:49
Jan 12	vs CBJ	1	--	--	--	0	11	1	.909	0	28:43
Jan 10	@ BOS	1	1	0	0	0	41	2	.951	0	59:36
Jan 6	@ DET	1	1	0	0	0	25	2	.920	0	60:00
Jan 3	@ STL	1	0	1	0	0	42	5	.881	0	60:00
Dec 31	vs NSH	1	0	1	0	0	34	6	.824	0	60:00
Dec 27	vs CAR	1	1	0	0	0	29	1	.966	0	59:49
Dec 21	vs BUF	1	1	0	0	0	37	1	.973	0	59:54
Dec 19	vs PIT	1	0	1	0	0	30	2	.933	0	57:43
Dec 14	@ CAR	1	1	0	0	0	27	5	.815	0	65:00
Dec 11	vs DET	1	1	0	0	0	37	2	.946	0	60:00
Dec 8	@ CBJ	1	1	0	0	0	28	0	1.000	1	59:40
Dec 4	@ VGK	1	0	1	0	0	27	4	.852	0	58:57
Dec 2	vs ANA	1	0	1	0	0	25	6	.760	0	58:27
Nov 30	vs NJD	1	1	0	0	0	36	3	.917	0	60:00
Nov 26	@ NYI	1	1	0	0	0	33	1	.970	0	60:00
Nov 23	vs DET	1	1	0	0	0	32	1	.969	0	60:00
Nov 21	vs CHI	1	1	0	0	0	39	2	.949	0	59:57
Nov 19	@ MTL	--	1	0	0	0	22	0	1.000	0	41:59
Nov 11	vs ARI	1	0	1	0	0	21	3	.857	0	59:16
Nov 9	vs CBJ	1	0	1	0	0	36	2	.944	0	58:31
Nov 7	vs PIT	1	1	0	0	0	42	1	.976	0	60:00
Nov 3	vs DAL	1	--	--	--	1	37	4	.892	0	63:12
Nov 1	@ MTL	1	0	1	0	0	43	5	.884	0	59:58
Oct 25	@ EDM	1	0	1	0	0	31	3	.903	0	58:25
Oct 22	@ VAN	1	1	0	0	0	24	2	.917	0	59:47
Oct 19	vs FLA	1	--	--	--	0	11	4	.636	0	20:00
Oct 17	vs NYR	1	1	0	0	0	32	3	.906	0	62:16
Oct 13	vs TOR	1	0	1	0	0	28	4	.857	0	58:20
Oct 10	vs VGK	1	1	0	0	0	31	2	.935	0	60:00
Oct 4	@ PIT	1	--	--	--	1	41	7	.829	0	61:20
Oct 3	vs BOS	1	1	0	0	0	25	0	1.000	1	59:56



2018-19 Injuries & Illnesses

BY PLAYER

Michal Kempny, 10/3-10/4, 11/14, 3/22-4/6 (11 games)
 Brett Connolly, 3/30 (one game)
 T.J. Oshie, 11/16-12/8, 3/28 (12 games)
 Carl Hagelin, 3/22 (one game)
 Christian Djoos, 12/14-2/1 (21 games)
 Nicklas Backstrom, 1/8 (one game)
 Matt Niskanen, 12/29-12/31 (two games)
 Brooks Orpik, 11/1-12/29 (27 games)
 Tom Wilson, 12/6-12/11 (three games)
 Evgeny Kuznetsov, 11/16-11/26 (six games)
 Braden Holtby, 11/14-11/16 (two games)
 John Carlson, 11/9 (one game)
 Travis Boyd, 10/3-10/27 (10 games)

Man Games Lost: 98

2018-19 Transactions

Apr 7, 2019	Nathan Walker	Assigned to Hershey	Dec 7, 2018	Riley Barber	Recalled from Hershey
Apr 5, 2019	Bobby Nardella	Signed as Free Agent	Nov 19, 2018	Ilya Samsonov	Assigned to Hershey
Apr 5, 2019	Nathan Walker	Recalled from Hershey	Nov 19, 2018	Jonas Siegenthaler	Recalled from Hershey
Apr 3, 2019	Jonas Siegenthaler	Recalled from Hershey	Nov 16, 2018	Jonas Siegenthaler	Assigned to Hershey
Apr 2, 2019	Jonas Siegenthaler	Assigned to Hershey	Nov 16, 2018	Ilya Samsonov	Recalled from Hershey
Mar 25, 2019	Tyler Lewington	Assigned to Hershey	Nov 14, 2018	Gavin McHale	Signed Professional tryout agreement
Mar 25, 2019	Jonas Siegenthaler	Recalled from Hershey	Nov 12, 2018	Aaron Ness	Assigned to Hershey
Mar 23, 2019	Tyler Lewington	Recalled from Hershey	Nov 9, 2018	Aaron Ness	Recalled from Hershey
Mar 18, 2019	Joe Snively	Signed as Free Agent	Nov 9, 2018	Jonas Siegenthaler	Recalled from Hershey
Feb 25, 2019	Parker Milner	Signed as Free Agent	Nov 5, 2018	Nathan Walker	Assigned to Hershey
Feb 22, 2019	Nick Jensen	Signed extension	Nov 5, 2018	Travis Boyd	Recalled from Hershey
Feb 22, 2019	Nick Jensen	Acquired via trade with fifth round pick for M. Bowey, '20 pick	Nov 4, 2018	Aaron Ness	Assigned to Hershey
Feb 21, 2019	Carl Hagelin	Acquired via trade for 2019 3rd-rd, cond. 2020 6th-rd picks	Oct 31, 2018	Travis Boyd	Assigned to Hershey for conditioning stint
Feb 21, 2019	Devante Smith-Pelly	Assigned to Hershey	Oct 31, 2018	Aaron Ness	Recalled from Hershey
Feb 8, 2019	Christian Djoos	Recalled from Hershey	Oct 22, 2018	Kody Clark	Signed to contract
Feb 8, 2019	Jonas Siegenthaler	Assigned to Hershey	Oct 14, 2018	Jayson Megna	Assigned to Hershey
Feb 4, 2019	Pheonix Copley	Signed extension			
Feb 3, 2019	Christian Djoos	Assigned to Hershey for conditioning stint			
Jan 31, 2019	Jonas Siegenthaler	Recalled from Hershey			
Jan 24, 2019	Jonas Siegenthaler	Assigned to Hershey			
Dec 31, 2018	Tyler Lewington	Assigned to Hershey			
Dec 27, 2018	Tyler Lewington	Recalled from Hershey			
Dec 23, 2018	Tyler Lewington	Assigned to Hershey			
Dec 15, 2018	Tyler Lewington	Recalled from Hershey			
Dec 9, 2018	Riley Barber	Assigned to Hershey			





2018-19 Roster

FORWARDS (14)

#	Player	Ht.	Wt.	Shoots	Born	Hometown
19	BACKSTROM, Nicklas	6'1"	209	Left	11/23/87	Gavle, Sweden
72	BOYD, Travis	5'11"	181	Right	9/14/93	Hopkins, Minnesota
65	BURAKOVSKY, Andre	6'3"	205	Left	2/9/95	Malmö, Sweden
10	CONNOLLY, Brett	6'3"	193	Right	5/2/92	Campbell River, British Columbia
26	DOWD, Nic	6'1"	194	Right	5/27/90	Huntsville, Alabama
20	ELLER, Lars	6'2"	203	Left	5/8/89	Rodovre, Denmark
62	HAGELIN, Carl	5'11"	186	Left	8/23/88	Södertälje, Sweden
23	JASKIN, Dmitrij	6'2"	216	Left	3/23/93	Omsk, Russia
92	KUZNETSOV, Evgeny	6'2"	204	Left	5/19/92	Chelyabinsk, Russia
77	OSHIE, T.J.	6'0"	196	Right	12/23/86	Everett, Washington
8	OVECHKIN, Alex	6'3"	240	Right	9/17/85	Moscow, Russia
18	STEPHENSON, Chandler	6'0"	206	Left	4/22/94	Saskatoon, Saskatchewan
13	VRANA, Jakub	6'0"	199	Left	2/28/96	Prague, Czech Republic
43	WILSON, Tom	6'4"	220	Right	3/29/94	Toronto, Ontario

DEFENSEMEN (8)

74	CARLSON, John	6'3"	219	Right	1/10/90	Natick, Massachusetts
29	DJOOS, Christian	6'0"	180	Left	8/6/94	Gothenburg, Sweden
3	JENSEN, Nick	6'0"	194	Right	9/21/90	Rogers, Minnesota
6	KEMPNY, Michal	6'0"	195	Left	9/8/90	Hodonin, Czech Republic
2	NISKANEN, Matt	6'1"	203	Right	12/6/86	Virginia, Minnesota
9	ORLOV, Dmitry	5'11"	211	Left	7/23/91	Novokuznetsk, Russia
44	ORPIK, Brooks	6'3"	219	Left	9/26/80	San Francisco, California
34	SIEGENTHALER, Jonas	6'3"	206	Left	5/6/97	Zurich, Switzerland

GOALTENDERS (2)

1	COPLEY, Pheonix	6'4"	200	Left	1/18/92	North Pole, Alaska
70	HOLTBY, Braden	6'2"	210	Left	9/16/89	Lloydminster, Saskatchewan

1	Pheonix Copley	G
2	Matt Niskanen	D
3	Nick Jensen.....	D
6	Michal Kempny.....	D
8	Alex Ovechkin	LW
9	Dmitry Orlov	D
10	Brett Connolly	LW
13	Jakub Vrana	LW
18	Chandler Stephenson ...	C
19	Nicklas Backstrom	C
20	Lars Eller	C
23	Dmitrij Jaskin.....	RW
26	Nic Dowd	C
29	Christian Djoos.....	D
34	Jonas Siegenthaler	D
43	Tom Wilson	RW
44	Brooks Orpik	D
62	Carl Hagelin	LW
65	Andre Burakovsky.....	RW
70	Braden Holtby	G
72	Travis Boyd.....	C
74	John Carlson.....	D
77	T.J. Oshie	RW
92	Evgeny Kuznetsov	C

Senior Vice President and General Manager.....	Brian MacLellan
Assistant General Manager.....	Ross Mahoney
Assistant General Manager, Director of Legal Affairs	Don Fishman
Head Coach	Todd Reirden
Assistant Coach.....	Scott Arniel
Assistant Coach.....	Reid Cashman
Assistant Coach.....	Blaine Forsythe
Goaltending Coach.....	Scott Murray
Assistant Coach/Video	Brett Leonhardt
Video Analyst.....	Tim Ohashi

HOW THE CAPS WERE BUILT

Draft (13): Backstrom, Boyd, Burakovsky, Carlson, Djoos, Holtby, Kuznetsov, Orlov, Ovechkin, Siegenthaler, Stephenson, Vrana, Wilson

Free agency (4): Connolly, Dowd, Niskanen, Orpik

Trade (6): Copley, Eller, Jensen, Hagelin, Kempny, Oshie

Waivers (1): Jaskin



TRAVIS BOYD

BOID

72

Center • Height: 5'11" • Weight: 181 • Shoots: Left

Born: September 14, 1993 (Hopkins, Minn.)

Drafted: Capitals' sixth-round choice, 177th overall, in the 2011 NHL Draft

vs. the NHL

	GP	G	A	Pts	PIM
ARI	2	0	1	1	0
BOS	2	0	0	0	0
BUF	1	0	0	0	0
CAR	4	1	0	1	0
CHI	3	0	2	2	2
COL	2	0	1	1	0
CBJ	3	1	1	2	0
DAL	2	0	0	0	0
DET	4	2	1	3	2
EDM	1	0	2	2	0
FLA	1	0	0	0	0
LA	1	0	0	0	0
MIN	2	0	0	0	0
MTL	2	0	0	0	0
NSH	3	0	0	0	0
NJ	1	0	1	1	0
NYI	4	0	0	0	0
NYR	3	0	2	2	0
OTT	2	0	0	0	2
PHI	5	1	3	4	0
PIT	3	0	0	0	2
SJ	3	0	1	1	0
STL	1	0	1	1	0
TB	2	0	0	0	0
TOR	2	0	0	0	0
VAN	1	0	0	0	0
WPG	1	0	0	0	0

Playoffs vs. the NHL

	GP	G	A	Pts	PIM
PIT	1	0	0	0	0

CAREER STATISTICS

		Regular Season												Playoffs				
Year	Team	League	GP	G	A	Pts	PIM	+/-	PP	SH	GW	S	GP	G	A	Pts	PIM	
2009-10	USNTDP	USHL	1	0	0	0	0	-	-	-	-	-	-	-	-	-	-	
	U.S. National U17	USDP	52	10	14	24	22	-	-	-	-	-	-	-	-	-	-	
	USA U17	WHC-17	6	1	2	3	0	-	-	-	-	-	-	-	-	-	-	
2010-11	USNTDP	USHL	60	13	25	38	16	-	-	-	-	-	-	-	-	-	-	
	USA U18	WJC-18	6	2	4	6	2	-	-	-	-	-	-	-	-	-	-	
2011-12	Minnesota	NCAA	35	1	8	9	4	2	-	-	-	-	-	-	-	-	-	
2012-13	Minnesota	NCAA	40	3	11	14	8	2	-	-	-	-	-	-	-	-	-	
2013-14	Minnesota	NCAA	41	9	23	32	18	-	-	-	-	-	-	-	-	-	-	
2014-15	Minnesota	NCAA	32	19	22	41	10	9	-	-	-	-	-	-	-	-	-	
	Hershey	AHL	2	1	1	2	0	-1	1	0	0	5	-	-	-	-	-	
2015-16	Hershey	AHL	76	21	32	53	24	6	7	0	2	116	21	2	7	9	4	
2016-17	Hershey	AHL	76	16	47	63	16	19	6	0	4	113	12	1	7	8	2	
2017-18	CAPITALS	NHL	8	0	1	1	2	2	0	0	0	2	1	0	0	0	0	
	Hershey	AHL	61	15	32	47	12	-24	7	0	1	147	-	-	-	-	-	
2018-19	CAPITALS	NHL	53	5	15	20	6	6	0	0	1	35	-	-	-	-	-	
NHL/CAPITALS TOTALS			61	5	16	21	8	8	0	0	1	37	1	0	0	0	0	

WCHA All-Academic Team • B1G Second All-Star Team • AHL All-Star Game (2017) • AHL Second All-Star Team (2017)

2018-19

Scored a goal, vs. PHI (3/24) ... Recorded an assist, vs. NJD (3/8) ... Recorded an assist, at PHI (3/6) ... Recorded an assist, at NYR (3/3) ... Recorded an assist, vs. NYR (2/24) ... Recorded an assist, vs. SJ (1/22) ... Recorded an assist, at CHI (1/20) ... Recorded an assist, vs. STL (1/14) ... Scored a goal, at DET (1/6) ... Scored a goal, at CAR (12/14) ... Scored a goal, vs. DET (12/11) ... Scored first career NHL goal and recorded an assist, at CBJ (12/8) ... Recorded an assist, at ARI (12/6) ... Recorded an assist, at DET (11/23) ... Recorded an assist, vs. CHI (11/21) ... Recorded assist, at COL (11/16) ... Recorded first career multi-assist and multi-point game (2a), vs. EDM (11/5)

Playoff Career

2018: Made his postseason debut in Game 6 of the ECSF at PIT (5/7), skating 12:12.





ANDRE BURAKOVSKY

buhr-a-KAWV-skee

65

Right Wing • Height: 6'3" • Weight: 205 • Shoots: Left

Born: February 9, 1995 (Malmo, Sweden)

Drafted: Capitals' first-round choice, 23rd overall, in the 2013 NHL Draft

vs. the NHL

	GP	G	A	P	PIM
ANA	7	3	0	3	8
ARI	9	1	1	2	0
BOS	12	1	3	4	2
BUF	11	3	1	4	4
CGY	8	1	2	3	0
CAR	14	0	5	5	0
CHI	8	2	5	7	0
COL	8	1	2	3	0
CBJ	16	4	3	7	4
DAL	9	5	4	9	0
DET	13	1	4	5	2
EDM	6	2	5	7	0
FLA	13	3	5	8	0
LA	7	1	3	4	4
MIN	7	2	3	5	2
MTL	12	3	4	7	4
NSH	6	1	1	2	0
NJ	15	7	2	9	19
NYI	18	4	1	5	4
NYR	17	2	3	5	0
OTT	12	0	3	3	0
PHI	16	6	2	8	6
PIT	18	5	5	10	0
SJ	8	1	2	3	0
STL	9	2	3	5	2
TB	13	0	2	2	4
TOR	14	0	1	1	6
VAN	9	0	5	5	4
VGK	4	0	1	1	0
WPG	9	1	2	3	2

Playoffs vs. the NHL

	GP	G	A	P	PIM
CBJ	2	0	0	0	2
NYI	4	0	0	0	0
NYR	7	2	1	3	0
PHI	6	0	0	0	4
PIT	13	4	1	5	4
TB	6	2	0	2	0
TOR	6	0	2	2	0
VGK	5	0	4	4	2

CAREER STATISTICS

Year	Team	League	Regular Season											Playoffs						
			GP	G	A	Pts	PIM	+/-	PP	SH	GW	S	GP	G	A	Pts	PIM			
2010-11	Malmö J18	J18 Elit	12	4	3	7	2	-	-	-	-	-	-	-	-	-	-	-	-	-
	Malmö J18	J18 Allsvenskan	15	4	6	10	4	-	-	-	-	-	-	-	-	-	-	-	-	-
	Sweden U16 (all)	International-Jr	11	5	3	8	6	-	-	-	-	-	-	-	-	-	-	-	-	-
2011-12	Malmö J18	J18 Elit	9	6	8	14	14	9	-	-	-	-	-	4	2	4	6	0		
	MalmöJ20	SuperElit	42	17	25	42	43	-3	-	-	-	-	5	1	4	5	2			
	Malmö	Allsvenskan	10	0	1	1	0	1	-	-	-	-	3	0	0	0	0			
	Sweden U17	WHC-17	6	4	4	8	4	-	-	-	-	-	-	-	-	-	-	-	-	-
2012-13	Sweden U18	International	15	4	5	9	2	4	-	-	-	-	-	-	-	-	-	-	-	-
	Malmö J20	SuperElit	13	3	4	7	8	-4	-	-	-	-	3	1	2	3	8			
	Malmö	Allsvenskan	43	4	7	11	8	-2	-	-	-	-	-	-	-	-	-	-	-	-
2013-14	Sweden U18	WJC-18	5	4	1	5	4	1	-	-	-	-	-	-	-	-	-	-	-	-
	Sweden U18	International-Jr	16	10	7	17	24	5	-	-	-	-	-	-	-	-	-	-	-	-
	Erie	OHL	57	41	46	87	35	46	-	-	-	-	14	10	3	13	2			
2014-15	Sweden	WJC	7	3	3	7	0	3	2	0	0	16	-	-	-	-	-	-	-	-
	CAPITALS	NHL	53	9	13	22	10	12	2	0	2	65	11	2	1	3	0			
2015-16	Hershey	AHL	13	3	4	7	6	0	-	-	-	-	-	-	-	-	-	-	-	-
	CAPITALS	NHL	79	17	21	38	12	4	0	0	1	126	12	1	0	1	6			
2016-17	Sweden	WC	3	1	0	1	12	0	0	0	1	7	-	-	-	-	-	-	-	-
	CAPITALS	NHL	64	12	23	35	14	13	2	0	1	111	13	3	3	6	2			
2017-18	CAPITALS	NHL	56	12	13	25	27	3	2	0	5	84	13	2	4	6	4			
2018-19	CAPITALS	NHL	76	12	13	25	14	2	1	0	4	100	-	-	-	-	-	-	-	
NHL/CAPITALS TOTALS			328	62	83	145	77	34	7	0	13	486	49	8	8	16	12			

2018-19

Recorded an assist, vs. MTL (4/4) ... Scored a goal, at NJ (3/19) ... Scored a goal, vs. NJD (3/8) ... Scored a goal, at PHI (3/6) ... Scored a goal, at NYR (3/3) ... Recorded an assist, vs. OTT (2/26) ... Recorded an assist, vs. NYR (2/24) ... Scored a goal, at BUF (2/23) ... Recorded an assist, at LA (2/18) ... Recorded an assist, vs. LA (2/11) ... Recorded two assists, vs. FLA (2/9) ... Played in 300th career NHL/Capitals game, vs. COL (2/7) ... Scored a goal, vs. COL (2/7) ... Scored a goal, vs. SJ (1/22) ... Recorded two assists, at CHI (1/20) ... Recorded an assist, at DAL (1/4) ... Scored a goal, at ARI (12/6) ... Scored a goal, vs. NJ (11/30) ... Scored a power play goal, vs. CHI (11/21) ... Recorded two points (1g, 1a), at MIN (11/13) ... Scored a goal, at EDM (10/25)

Playoff Career

2018: Recorded six points (2g, 4a) in 13 playoff games ... Scored two goals in Game 7 of the ECF at TB (5/23) ... Registered two assists in Game 2 of the SCF at VGK (5/30), including an assist on the game-winning goal. **2017:** Recorded a career-high six points (3g, 3a) in 13 games during 2017 playoffs ... Registered two points (1g, 1a) in Game 5 of the ECSF vs. PIT (5/6) ... Scored two goals in Game 6 of the ECSF at PIT (5/8), his second career postseason multi-goal game ... Ranked second on the team in plus/minus (+5). **2016:** Scored a goal in Game 1 of the ECSF vs. PIT (4/28). **2015:** Registered three points (2g, 1a) in 11 playoff games ... Earned his first career playoff point with an assist in Game 3 of the ECSF vs. NYR (5/4) ... Scored two goals, including the game-winning goal, in Game 4 of the ECSF vs. NYR (5/6) ... Became only the second rookie in the last 75 years to record a multi-goal playoff game while scoring every one of his team's goals, joining Gilbert Dionne, who scored each of Montreal's goals in the Canadiens' 2-0 victory against the Hartford Whalers on April 19, 1992 ... Burakovsky is the fourth rookie in Capitals playoff history to score his first two playoff goals in the same game and the second to do so this year, joining Evgeny Kuznetsov (4/23/15 vs. NYI: 2g, 1a). In addition, Burakovsky is the fifth rookie in franchise history to score two goals in a playoff game, joining Kuznetsov (4/23/15 vs. NYI: 2g, 1a), Marcus Johansson (4/20/11 at NYR: 2g), Richard Zednik (5/28/98 at BUF: 2g, 1a) and Sergei Gonchar (5/6/95 at PIT: 2g, 1a).





BRETT CONNOLLY

10

Left Wing • Height: 6'3" • Weight: 193 • Shoots: Right

Born: May 2, 1992 (Campbell River, B.C.)

Drafted: Tampa Bay's first-round choice, sixth overall, in the 2010 NHL Draft

Acquired: Signed as a free agent, July 1, 2016

vs. the NHL

	GP	G	A	P	PIM
ANA	12	0	4	4	2
ARI	9	1	1	2	0
BOS	11	2	1	3	10
BUF	18	5	3	8	13
CGY	8	1	3	4	4
CAR	24	4	4	8	6
CHI	8	3	1	4	4
COL	10	3	2	5	0
CBJ	17	3	0	3	8
DAL	9	3	2	5	8
DET	16	4	4	8	6
EDM	10	1	1	2	2
FLA	20	5	5	10	26
LA	9	3	1	4	6
MIN	11	1	3	4	4
MTL	19	3	3	6	16
NSH	10	2	2	4	9
NJ	20	4	2	6	8
NYI	19	3	2	5	4
NYR	18	5	5	10	4
OTT	17	4	4	8	8
PHI	17	6	2	8	4
PIT	21	3	2	5	12
SJ	10	2	2	4	0
STL	12	5	1	6	4
TB	13	1	2	3	6
TOR	18	1	2	3	4
VAN	10	1	1	2	6
VGK	4	0	4	4	4
WSH	13	0	3	3	4
WPG	14	0	4	4	4

Playoffs vs. the NHL

	GP	G	A	P	PIM
CBJ	6	0	1	1	0
PIT	7	2	0	2	2
TB	7	2	1	3	4
TOR	6	0	0	0	0
VGK	5	2	1	3	0

CAREER STATISTICS			Regular Season											Playoffs				
Year	Team	League	GP	G	A	Pts	PIM	+/-	PP	SH	GW	S	GP	G	A	Pts	PIM	
2007-08	Prince George	WHL	4	0	0	0	0	-3	0	0	0	-	-	-	-	-	-	
2008-09	Prince George	WHL	65	30	30	60	38	-26	12	2	7	-	4	0	2	2	6	
	Canada	WJC-U18	6	3	3	6	4	-	-	-	-	-	-	-	-	-	-	
2009-10	Prince George	WHL	16	10	9	19	8	-3	3	2	1	-	-	-	-	-	-	
	Canada	WJC-U18	4	1	0	1	10	-	-	-	-	-	-	-	-	-	-	
2010-11	Prince George	WHL	59	46	27	73	26	-5	15	2	5	-	1	0	0	0	0	
	Canada	WJC	7	0	3	3	0	2	0	0	0	-	-	-	-	-	-	
2011-12	Tampa Bay	NHL	68	4	11	15	30	-9	1	0	2	94	-	-	-	-	-	
	Canada	WJC	6	5	1	6	4	4	0	1	1	-	-	-	-	-	-	
2012-13	Tampa Bay	NHL	5	1	0	1	0	-3	1	0	0	10	-	-	-	-	-	
	Syracuse	AHL	71	31	32	63	53	19	9	0	8	207	18	6	5	11	12	
2013-14	Tampa Bay	NHL	11	1	0	1	4	-5	0	0	1	12	-	-	-	-	-	
	Syracuse	AHL	66	21	36	57	50	-6	6	0	6	201	-	-	-	-	-	
2014-15	Tampa Bay	NHL	50	12	3	15	38	4	2	0	2	74	-	-	-	-	-	
	Boston	NHL	5	0	2	2	10	-1	0	0	0	9	-	-	-	-	-	
2015-16	Boston	NHL	71	9	16	25	20	-1	2	0	2	95	-	-	-	-	-	
2016-17	CAPITALS	NHL	66	15	8	23	40	20	1	0	3	81	7	0	0	0	0	
2017-18	CAPITALS	NHL	70	15	12	27	30	-6	4	0	2	67	24	6	3	9	6	
2018-19	CAPITALS	NHL	81	22	24	46	24	13	1	0	5	139	-	-	-	-	-	
NHL TOTALS			427	79	76	155	196	12	12	0	17	581	31	6	3	9	6	
CAPITALS TOTALS			217	52	44	96	94	27	6	0	10	287	31	6	3	9	6	


AHL All-Star Classic (2014) • AHL Second Team All-Star (2013) • CHL and WHL Rookie of the Year (2009) • CHL All-Rookie Team (2009)

2018-19

Registered career highs in games (81), goals (22), assists (24) and points (46) ... Reached the 20 goal mark for the first time in his career, at NJ (3/20) ... Scored two goals and added an assist, at PHI (3/14) ... Scored a goal, at PHI (3/6) ... Recorded 16th goal of the season, a new career high, vs. OTT (2/26) ... Recorded an assist, vs. NYR (2/24) ... Scored a goal, at TOR (2/21) ... Scored a goal, at LA (2/18) ... Scored a goal, vs. LA (2/11) ... Recorded three points (2g, 1a), vs. FLA (2/9) ... Played in 400th career game, vs. COL (2/7) ... Scored a goal, vs. VAN (2/5) ... Scored a goal, at STL (1/3) ... Scored a goal and recorded an assist, at OTT (12/22) ... Recorded a goal, vs. BUF (12/15) ... Recorded a goal, vs. DET (12/11) ... Recorded a goal, at CBJ (12/8) ... Recorded an assist, at ARI (12/6) ... Tallied two assists, at VGK (12/4), matching his assist total from last season (12) in 43 fewer games ... Recorded two points (1g, 1a), at NYR (11/24) ... Recorded two points (1g, 1a), vs. FLA (10/19) ... Recorded two assists, vs. VGK (10/10)

Playoff Career

2018: Registered nine points (6g, 3a) in 24 playoff games ... Recorded the primary assist on the series-clinching goal in Game 5 of the SCF at VGK (6/7) ... Scored a goal in Game 4 of the SCF vs. VGK (6/4) ... Scored a goal in Game 1 of the SCF at VGK (5/28) ... Scored a goal in Game 2 of the ECF at TB (5/13) and Game 3 of the ECF vs. TB (5/15), marking the first time he recorded goals in consecutive playoff games. **2017:** Appeared in his first career playoff game in Game 1 of the ECQF vs. TOR (4/13) ... Played in seven postseason contests.



PHEONIX COPLEY

KAWP-lee

1

Goaltender • Height: 6'4" • Weight: 200 • Catches: Left

Born: January 18, 1992 (North Pole, Alaska)

Acquired: From St. Louis along with Kevin Shattenkirk for Zach Sanford, Brad Malone, the Capitals' first-round selection in the 2017 NHL Draft and a conditional draft pick(s), February 27, 2017

vs. the NHL								
	GP	Min	SO	W	L	OT	GAA	Sv%
ARI	1	60	0	1	0	0	2.00	.931
BUF	1	65	0	1	0	0	2.77	.897
CGY	1	65	0	1	0	0	2.77	.900
CHI	1	37	0	0	1	0	4.91	.824
COL	2	124	0	2	0	0	2.41	.921
CBJ	1	34	0	0	0	1	1.75	.909
DAL	1	64	0	0	0	1	1.89	.931
EDM	1	60	0	1	0	0	2.00	.939
FLA	2	101	0	0	1	1	2.98	.904
LA	2	120	0	2	0	0	3.00	.902
MIN	1	60	0	1	0	0	2.00	.929
MTL	1	22	0	0	0	0	11.12	.818
NSH	2	84	0	1	0	0	5.68	.771
NJ	2	120	0	1	1	0	3.51	.877
NYI	1	58	0	1	0	0	2.07	.913
NYR	2	124	0	2	0	1	3.86	.869
OTT	2	120	1	2	0	0	1.00	.971
PHI	1	60	0	1	0	0	3.01	.925
STL	1	58	0	1	0	0	4.15	.892
WPG	3	177	0	1	2	0	2.71	.907

CAREER STATISTICS		Regular Season											Playoffs				
Year	Team	League	GP	W	L	OT	MIN	GA	SO	GAA	SA	SPCT	GP	W	L	Min	GAA
2010-11	Corpus Christi	NAHL	42	14	23	-	2376	165	0	4.17	1,375	.880	-	-	-	-	-
2011-12	Tri-City	USHL	25	9	13	-	1451	75	2	3.14	804	.905	-	-	-	-	-
	Des Moines	USHL	20	7	11	-	1163	60	0	3.09	659	.909	-	-	-	-	-
2012-13	Michigan Tech	WCHA	24	8	5	-	1322	71	3	3.22	708	.900	-	-	-	-	-
2013-14	Michigan Tech	WCHA	30	10	13	-	1724	72	1	2.51	808	.911	7	3	4	2.32	.912
	South Carolina	ECHL	3	2	1	-	147	8	0	3.26	85	.906	-	-	-	-	-
2014-15	Hershey	AHL	26	17	4	3	1,520	55	3	2.17	732	.925	5	3	1	1.83	.946
2015-16	St. Louis	NHL	1	0	0	0	25	1	0	2.50	6	.833	-	-	-	-	-
	Chicago	AHL	37	15	16	3	2,088	97	3	2.79	1,066	.909	-	-	-	-	-
2016-17	St. Louis	NHL	1	0	1	0	59	5	0	5.08	24	.828	-	-	-	-	-
	Chicago	AHL	25	15	6	3	1,452	56	1	2.31	641	.920	-	-	-	-	-
	Hershey	AHL	16	11	5	3	920	33	0	2.15	443	.931	9	5	4	2.13	.933
2017-18	Hershey	AHL	41	15	17	6	2,184	106	2	2.91	912	.896	-	-	-	-	-
2018-19	CAPITALS	NHL	27	16	7	3	1,529	74	1	2.90	776	.905	-	-	-	-	-
NHL TOTALS			29	16	8	3	1,613	80	1	2.98	811	.901	-	-	-	-	-
CAPITALS TOTALS			27	16	7	3	1,529	74	1	2.90	776	.905	-	-	-	-	-

2018-19

Recorded a career high 16 wins ... Stopped 20 of 21 shots, at NJ (3/19) ... Stopped 26 of 28 shots, at LA (2/18) ... Stopped 35 of 37 shots, at DAL (1/4) ... Stopped all 35 shots he faced in first career shutout, at OTT (12/22) ... Stopped 27 of 29 shots, at ARI (12/6) ... Stopped 23 of 26 shots, at NYR (11/24) ... Posted four-game unbeaten streak (10/19-11/13) ... Stopped 26 of 28 shots, at MIN (11/13) ... Stopped 31 of 33 shots, vs. EDM (11/5) ... Earned first NHL win, at CGY (10/27) ... Stopped 18 of 19 shots he faced in relief effort, vs. FLA (10/19) ... Made 30 saves at NJD (10/12)





CHRISTIAN DJOOS

YEW-uhs

29

Defense • Height: 6'0" • Weight: 180 • Shoots: Left

Born: August 6, 1994 (Gothenburg, Sweden)

Drafted: Capitals' seventh-round choice, 195th overall, in the 2012 NHL Draft

vs. the NHL

	GP	G	A	P	PIM
ANA	4	0	0	0	0
ARI	4	0	1	1	0
BOS	4	0	1	1	2
BUF	4	0	2	2	0
CGY	1	0	0	0	0
CAR	6	0	2	2	0
CHI	3	0	1	1	2
COL	2	0	0	0	0
CBJ	6	0	1	1	0
DAL	3	0	0	0	0
DET	5	0	1	1	0
EDM	4	0	0	0	0
FLA	6	1	2	3	4
LA	3	1	0	1	0
MIN	3	0	0	0	0
MTL	4	0	1	1	0
NSH	2	0	0	0	0
NJ	6	1	2	3	2
NYI	5	0	0	0	0
NYR	5	0	0	0	0
OTT	0	0	0	0	0
PHI	5	0	1	1	0
PIT	5	1	3	4	2
SJ	2	0	0	0	0
STL	1	0	0	0	01
TB	2	0	1	1	0
TOR	4	0	0	0	0
VAN	3	0	0	0	2
VGK	4	0	1	1	0
WPG	2	0	0	0	0

Playoffs vs. the NHL

	GP	G	A	P	PIM
CBJ	4	0	1	1	2
PIT	6	0	0	0	0
TB	7	0	0	0	0
VGK	5	0	0	0	2

CAREER STATISTICS

		Regular Season													Playoffs				
Year	Team	League	GP	G	A	Pts	PIM	+/-	PP	SH	GW	S	GP	G	A	Pts	PIM		
2008-09	Brynäs IF U16	U16 SM	5	0	0	0	4	-	-	-	-	-	-	-	-	-	-		
2009-10	Brynäs IF U16	U16 SM	6	2	4	6	8	-	-	-	-	-	-	-	-	-	-		
	Brynäs IF U18	J18 Elit	20	0	6	6	26	-	-	-	-	-	-	-	-	-	-		
2010-11	Brynäs IF J18	J18 Alls.	15	4	6	10	40	-	-	-	-	-	4	1	1	2	4		
	Sweden U16	Int. Jr.	8	1	2	3	6	-	-	-	-	-	-	-	-	-	-		
	Brynäs IF J18	J18 Elit	21	7	20	27	22	-	-	-	-	-	-	-	-	-	-		
2011-12	Brynäs IF J18	J18 Alls.	17	4	14	18	12	-	-	-	-	-	5	0	5	5	4		
	Brynäs IF J20	SuperElit	11	0	1	1	0	-	-	-	-	-	-	-	-	-	-		
	Sweden U17	Int. Jr.	3	0	0	0	0	-	-	-	-	-	-	-	-	-	-		
2012-13	Brynäs IF J18	J18 Elit	1	1	1	2	0	2	-	-	-	-	-	-	-	-	-		
	Brynäs IF J18	J18 Alls.	6	4	7	11	4	7	-	-	-	-	5	1	0	1	2		
	Brynäs IF J20	SuperElit	40	3	21	24	22	11	-	-	-	-	2	0	0	0	0		
2013-14	Brynäs IF	SHL	1	0	0	0	0	0	-	-	-	-	-	-	-	-	-		
	Sweden U18	WJC-18	6	1	2	3	2	3	-	-	-	-	-	-	-	-	-		
	Sweden U18	Int. Jr.	14	3	3	6	10	8	-	-	-	-	-	-	-	-	-		
	Brynäs IF J20	SuperElit	2	0	2	2	2	1	-	-	-	-	-	-	-	-	-		
	Brynäs IF	SHL	47	2	6	8	38	-1	-	-	-	-	4	0	0	0	0		
2014-15	Sweden U20	WJC-20	6	0	3	3	0	-2	-	-	-	-	-	-	-	-	-		
	Sweden U20	Int. Jr.	14	2	7	9	2	2	-	-	-	-	-	-	-	-	-		
	Brynäs IF J20	SuperElit	1	0	1	1	0	-1	-	-	-	-	1	0	0	0	0		
2015-16	Brynäs IF	SHL	47	1	12	13	4	5	-	-	-	-	5	1	2	3	0		
	Sweden U20	WJC-20	7	2	1	3	2	3	-	-	-	-	-	-	-	-	-		
	Sweden U20	Int. Jr.	17	3	8	11	6	8	-	-	-	-	-	-	-	-	-		
2014-15	Brynäs IF	SHL	50	5	12	17	22	-10	-	-	-	-	7	1	1	2	8		
	Hershey	AHL	1	0	1	1	0	0	-	-	-	-	-	-	-	-	-		
2015-16	Hershey	AHL	62	8	14	22	8	7	-	-	-	-	21	2	7	9	8		
2016-17	Hershey	AHL	66	13	45	58	34	9	-	-	-	-	12	2	6	8	2		
2017-18	CAPITALS	NHL	63	3	11	14	10	13	0	0	0	60	22	0	1	1	4		
2018-19	CAPITALS	NHL	45	1	9	10	4	9	0	0	0	33	-	-	-	-	-		
NHL/CAPITALS TOTALS			108	4	20	24	14	22	0	0	0	93	22	0	1	1	4		

World Junior Championship U18 Silver Medal (2012) • World Junior Championship U20 Silver Medal (2013, 2014)

2018-19

Recorded an assist, at CAR (3/28) ... Recorded an assist, at NJ (3/20) ... Scored a goal, vs. LA (2/11) ... Recorded an assist, vs. DET (12/11) ... Recorded an assist, at MTL (11/19) ... Recorded an assist, vs. FLA (10/19) ... Recorded an assist, vs. PIT (10/4)

Playoff Career

2018: Played in 22 playoff games ... Recorded an assist in Game 6 of the ECF at CBJ (4/23), marking his first career playoff point.



NIC DOWD

26

Center • Height: 6'1" • Weight: 194 • Shoots: Right

Born: May 27, 1990 (Huntsville, Ala.)

Drafted: Los Angeles' seventh-round choice, 198th overall, in the 2009 NHL Draft

Acquired: Signed as a free agent, July 1, 2018

vs. the NHL

	GP	G	A	P	PIM
ANA	9	1	2	3	0
ARI	8	0	0	0	0
BOS	7	2	0	2	0
BUF	6	0	1	1	4
CGY	9	2	1	3	6
CAR	5	1	3	4	0
CHI	5	0	0	0	4
COL	6	0	2	2	2
CBJ	6	0	1	1	0
DAL	6	2	1	3	2
DET	5	1	2	3	0
EDM	8	1	2	3	0
FLA	6	0	2	2	4
LA	5	1	0	1	2
MIN	7	0	1	1	4
MTL	8	1	0	1	4
NSH	4	1	3	4	0
NJ	5	0	2	2	2
NYI	7	1	0	1	2
NYR	5	2	1	3	2
OTT	5	0	0	0	2
PHI	4	0	1	1	0
PIT	5	1	0	1	0
SJ	11	0	2	2	6
STL	8	0	1	1	0
TB	7	0	0	0	6
TOR	6	0	1	1	0
VAN	4	0	1	1	4
VGK	5	0	0	0	6
WSH	4	0	0	0	6
WPG	9	0	1	1	7

CAREER STATISTICS

		Regular Season											Playoffs				
Year	Team	League	GP	G	A	Pts	PIM	+/-	PP	SH	GW	S	GP	G	A	Pts	PIM
2007-08	Culver Military Academy	USHS-Prep	45	15	31	46	38	-	-	-	-	-	-	-	-	-	-
2008-09	St. Louis	NAHL	3	0	0	0	2	-1	-	-	-	-	-	-	-	-	-
	Wenatchee	NAHL	43	16	33	49	71	9	-	-	-	-	13	8	14	22	34
2009-10	Indiana	USHL	46	16	23	39	48	20	-	-	-	-	9	2	4	6	2
2010-11	St. Cloud State	NCAA	36	5	13	18	34	1	1	0	2	44	-	-	-	-	-
2011-12	St. Cloud State	NCAA	39	11	13	24	36	2	2	1	0	91	-	-	-	-	-
2012-13	St. Cloud State	NCAA	41	14	25	39	41	6	4	0	5	92	-	-	-	-	-
2013-14	St. Cloud State	NCAA	38	22	18	40	32	17	10	2	5	95	-	-	-	-	-
	Manchester	AHL	7	0	3	3	0	1	0	0	0	6	4	1	0	1	0
2014-15	Manchester	AHL	75	9	32	41	44	17	2	0	2	118	19	7	6	13	10
2015-16	Los Angeles	NHL	5	0	0	0	2	1	0	0	0	3	-	-	-	-	-
	Ontario	AHL	58	14	34	48	49	13	3	1	3	140	13	4	7	11	14
2016-17	Los Angeles	NHL	70	6	16	22	25	-15	1	0	2	78	-	-	-	-	-
2017-18	Los Angeles	NHL	16	0	1	1	12	-3	0	0	0	11	-	-	-	-	-
	Vancouver	NHL	40	3	0	3	16	-7	1	0	1	40	-	-	-	-	-
2018-19	CAPITALS	NHL	64	8	14	22	20	10	0	0	3	47	-	-	-	-	-
NHL TOTALS			195	17	31	48	75	-14	2	0	6	179	-	-	-	-	-
CAPITALS TOTALS			64	8	14	22	20	10	0	0	3	47	-	-	-	-	-

NCHC Best Defensive Forward (2014) • NCHC First All-Star Team (2014) • NCAA First All-American Team (2014) • Hobey Baker Award Finalist (2014)

2018-19

Set a career high for goals (8), vs. MTL (4/4) ... Scored a goal, at CAR (3/28) ... Recorded an assist, at NJ (3/20) ... Recorded an assist, vs. WPG (3/10) ... Recorded an assist, vs. NYR (3/3) ... Scored a goal, vs. NYR (2/24) ... Recorded an assist, vs. FLA (2/9) ... Scored a goal, vs. CGY (2/1) ... Recorded an assist, vs. BUF (12/21) ... Recorded first career three assist and three point game, at CAR (12/14) ... Recorded an assist, vs. DET (12/11) ... Recorded an assist, at CBJ (12/8) ... Recorded a goal and an assist, vs. ANA (12/2) ... Scored a goal, at NYI (11/26) ... Scored a goal, at NYR (11/24) ... Recorded an assist, vs. DET (11/23) ... Recorded an assist, at EDM (10/25) ... Scored a goal, vs. BOS (10/3) ... Became the 49th player in franchise history to score a goal in Capitals debut





LARS ELLER

EHL-uhr

20

Center • Height: 6'2" • Weight: 203 • Shoots: Left

Born: May 8, 1989 (Rodovre, Denmark)

Drafted: St. Louis' first-round choice, 13th overall, in the 2007 NHL Draft

Acquired: From Montreal in exchange for Washington's second-round pick in the 2017 and 2018 NHL Draft, June 24, 2016

vs. the NHL

	GP	G	A	P	PIM
ANA	13	1	1	2	6
ARI	14	1	2	3	8
BOS	35	9	4	13	41
BUF	38	3	5	8	6
CGY	17	6	3	9	16
CAR	31	10	4	14	12
CHI	13	1	4	5	2
COL	14	2	2	4	10
CBJ	23	2	3	5	6
DAL	12	2	5	7	2
DET	23	1	5	6	8
EDM	16	3	3	6	14
FLA	31	5	11	16	22
LA	13	3	1	4	10
MIN	13	2	4	6	6
MTL	9	5	1	6	8
NSH	16	0	2	2	2
NJ	32	8	5	13	18
NYI	32	6	9	15	26
NYR	31	5	8	13	22
OTT	37	6	8	14	28
PHI	33	3	9	12	29
PIT	31	6	8	14	14
SJ	14	1	0	1	20
STL	14	2	4	6	6
TB	33	2	6	8	18
TOR	37	7	12	19	16
VAN	16	3	2	5	8
VGK	4	0	0	0	0
WSH	19	4	2	6	18
WPG	21	7	6	13	10

Playoffs vs. the NHL

	GP	G	A	P	PIM
BOS	14	2	4	6	12
CBJ	6	2	0	2	6
NYR	6	1	3	4	8
OTT	7	1	1	2	4
PIT	13	1	7	8	4
TB	17	4	9	13	12
TOR	6	0	2	2	6
VGK	5	2	2	4	2

CAREER STATISTICS

		Regular Season											Playoffs				
Year	Team	League	GP	G	A	Pts	PIM	+/-	PP	SH	GW	S	GP	G	A	Pts	PIM
2007-08	Frolunda HC	Sweden	14	0	2	2	4	-2	-	-	-	-	7	0	1	1	2
	Denmark	WJC	6	3	3	6	37	-5	-	-	-	-	-	-	-	-	-
	Denmark	WC	6	0	2	2	0	-7	-	-	-	-	-	-	-	-	-
2008-09	Frolunda HC	Sweden	48	12	17	29	28	13	-	-	-	-	10	3	1	4	12
2009-10	St. Louis	NHL	7	2	0	2	4	2	1	0	0	8	-	-	-	-	-
	Peoria	AHL	70	18	39	57	84	-1	-	-	-	-	-	-	-	-	-
	Denmark	WC	7	2	3	5	8	2	-	-	-	-	-	-	-	-	-
2010-11	Montreal	NHL	77	7	10	17	48	-4	0	0	2	79	7	0	2	2	4
2011-12	Montreal	NHL	79	16	12	28	66	-5	2	2	2	129	-	-	-	-	-
	Denmark	WC	7	3	2	5	14	-2	-	-	-	-	-	-	-	-	-
2012-13	Montreal	NHL	46	8	22	30	45	8	1	0	1	84	1	0	0	0	0
	JyP HY Jyvaskyla	Finland	15	5	10	15	18	2	-	-	-	-	-	-	-	-	-
2013-14	Montreal	NHL	77	12	14	26	68	-15	2	1	3	137	17	5	8	13	18
2014-15	Montreal	NHL	77	15	12	27	42	-6	1	0	7	150	12	1	2	3	4
2015-16	Montreal	NHL	79	13	13	26	28	-13	1	1	2	149	-	-	-	-	-
2016-17	CAPITALS	NHL	81	12	13	25	36	15	0	1	2	115	13	0	5	5	10
2017-18	CAPITALS	NHL	81	18	20	38	38	-6	3	0	2	161	24	7	11	18	18
2018-19	CAPITALS	NHL	81	13	23	36	37	-1	0	1	1	163	-	-	-	-	-
NHL TOTALS			685	116	139	255	412	-25	11	6	22	1,175	74	13	28	41	54
CAPITALS TOTALS			243	43	56	99	111	8	3	2	5	439	37	7	16	23	28

AHL All-Star Game (2010)

2018-19

Scored a goal, vs. MTL (4/4) ... Recorded a goal and an assist, vs. TB (3/20) ... Scored a goal, vs. NJD (3/8) ... Recorded an assist, at NYR (3/3) ... Recorded a goal and an assist, vs. OTT (2/26) ... Recorded an assist, vs. NYR (2/24) ... Scored a goal and recorded an assist, vs. FLA (2/9) ... Recorded an assist, vs. CGY (2/1) ... Recorded two assists, vs. PHI (1/8) ... Scored a goal, at DAL (1/4) ... Recorded an assist, at STL (1/3) ... Recorded an assist, at OTT (12/22) ... Scored a goal, vs. PIT (12/19) ... Recorded an assist, vs. NJ (11/30) ... Registered an assist, at NYI (11/26) ... Recorded an assist, vs. CHI (11/21) ... Scored overtime goal, at MTL (11/19) ... Tied for most game-winning goals (22) by Danish born player, at MTL (11/19) ... Recorded two assists, at MIN (11/13) ... Recorded two goals, at MTL (11/1) ... Registered an assist, at VAN (10/22) ... Recorded three assists for first time in career, vs. FLA (10/19) ... Scored a goal, vs. BOS (10/3)

Playoff Career

2018: Recorded playoff career highs in goals (7), assists (11) and points (18) ... Led the team in game-winning goals during the playoffs ... Recorded four multi-point games, including three three-point games ... Scored the series-clinching goal in Game 5 of the SCF at VGK (6/7) ... Scored the game-winning goal in 2OT in Game 3 of the ECQF at CBJ (4/17). **2017:** Played in all 13 of Washington's playoff games ... Ranked tied for third on the team in assists (5) ... Registered an assist in Game 6 of the ECQF at TOR (4/23) ... Tallied two assists in Game 5 of the ECSF vs. PIT (5/6), his fifth career multi-point postseason game. **2015:** Played in all 12 of Montreal's playoff games ... Scored a shorthanded goal in Game 1 of the ECQF vs. OTT (4/15) ... Earned an assist in Game 5 of the ECQF vs. OTT (4/24) ... Tallied an assist in Game 4 of the ECSF vs. TB (5/7). **2014:** Played in all 17 of Montreal's playoff games ... Set playoff career highs in points (13), goals (5), assists (8), games played (17) and plus/minus (+6) ... Ranked second on the team in points and plus/minus (+6), tied for second in goals and third in assists during the postseason ... Earned two points (1g, 1a) in Game 1 of the ECQF vs. TB (4/16) ... Registered a career-high five-game point streak from April 16-May 1 (2g, 4a) ... Earned two points (1g, 1a) in Game 3 of the ECSF vs. BOS ... Scored the game-winning goal in Game 6 of the ECSF vs. BOS ... Earned two points (1g, 1a), including a shorthanded goal, in Game 1 of the ECF vs. NYR (5/17) ... Tallied two assists in Game 5 of the ECF vs. NYR (5/27). **2013:** Appeared in one playoff game with Montreal. **2011:** Played in all seven of Montreal's playoff games ... Made his NHL playoff debut at BOS (4/14) ... Earned his first career playoff point with an assist in Game 2 of the ECQF at BOS (4/16).



CARL HAGELIN

HAG-eh-lihn\

62

Left Wing • Height: 5'11" • Weight: 186 • Shoots: Left

Born: August 23, 1988 (Södertälje, Sweden)

Drafted: New York Rangers' sixth-round choice, 168th overall, in the 2007 NHL Draft

Acquired: From Los Angeles in exchange for Washington's third-round choice in the 2019 NHL Draft and a conditional sixth-round choice in the 2020 NHL Draft

vs. the NHL

	GP	G	A	P	PIM
ANA	8	2	3	5	0
ARI	13	0	4	4	8
BOS	22	2	3	5	10
BUF	22	7	3	10	18
CGY	10	2	3	5	6
CAR	29	7	16	23	18
CHI	12	2	4	6	4
COL	11	1	2	3	0
CBJ	18	4	2	6	10
DAL	12	4	3	7	10
DET	15	2	5	7	10
EDM	11	3	0	3	2
FLA	22	5	5	10	8
LA	7	0	1	1	2
MIN	12	2	4	6	6
MTL	19	3	7	10	8
NSH	14	0	4	4	12
NJ	33	6	14	20	16
NYI	34	5	5	10	10
NYR	15	4	5	9	4
OTT	21	4	6	10	6
PHI	33	3	11	14	14
PIT	22	3	4	7	10
SJ	11	1	3	4	2
STL	13	0	4	4	2
TB	26	5	7	12	10
TOR	20	4	5	9	4
VAN	14	2	5	7	4
VGK	3	0	3	3	0
WSH	29	4	6	10	20
WPG	15	6	1	7	4

Playoffs vs. the NHL

	GP	G	A	P	PIM
BOS	5	1	1	2	0
LA	5	1	1	2	2
MTL	6	2	1	3	2
NSH	4	1	0	1	2
NJ	6	0	0	0	10
NYR	5	1	0	1	4
OTT	4	0	1	1	5
PHI	13	4	3	7	12
PIT	12	4	2	6	4
SJ	6	1	3	4	4
TB	14	1	4	5	4
WSH	35	6	9	15	10

CAREER STATISTICS

Year	Team	League	Regular Season											Playoffs				
			GP	G	A	Pts	PIM	+/-	PP	SH	GW	S	GP	G	A	Pts	PIM	
2004-05	Södertälje SK J18	J18 Allsvenskan	14	10	7	17	16	-	-	-	-	-	2	0	2	2	0	
2005-06	Södertälje SK J18	J18 Allsvenskan	7	4	8	12	2	-	-	-	-	-	-	-	-	-	-	
	Södertälje SK J20	SuperElit	41	20	20	40	42	-	-	-	-	-	4	1	2	3	22	
2006-07	Södertälje SK J20	SuperElit	40	24	31	55	42	-	-	-	-	-	3	1	5	6	20	
2007-08	Michigan	NCAA	41	11	11	22	28	18	-	-	-	-	-	-	-	-	-	
	Sweden U20	WJC-20	6	0	0	0	0	-1	-	-	-	-	-	-	-	-	-	
2008-09	Michigan	NCAA	41	13	18	31	32	19	-	-	-	-	-	-	-	-	-	
2009-10	Michigan	NCAA	45	19	31	50	34	20	-	-	-	-	-	-	-	-	-	
2010-11	Michigan	NCAA	44	18	31	49	39	21	-	-	-	-	-	-	-	-	-	
	Connecticut	AHL	0	0	0	0	0	0	-	-	-	-	5	1	1	2	4	
2011-12	NY Rangers	NHL	64	14	24	38	24	21	0	2	2	131	17	0	3	3	17	
	Connecticut	AHL	17	7	6	13	6	12	-	-	-	-	-	-	-	-	-	
2012-13	Södertälje SK	Allsvenskan	8	5	6	11	0	9	-	-	-	-	-	-	-	-	-	
	NY Rangers	NHL	48	10	14	24	18	10	1	0	1	132	12	3	3	6	0	
2013-14	NY Rangers	NHL	72	17	16	33	44	8	0	1	5	144	25	7	5	12	16	
	Sweden	Olympics	6	2	0	2	0	1	-	-	-	-	-	-	-	-	-	
2014-15	NY Rangers	NHL	82	17	16	33	44	8	1	0	4	185	25	7	5	12	16	
2015-16	Anaheim	NHL	43	4	8	12	14	-10	0	0	0	82	-	-	-	-	-	
	Pittsburgh	NHL	37	10	17	27	18	18	0	0	6	96	24	6	10	16	14	
2016-17	Pittsburgh	NHL	61	6	16	22	16	10	0	0	2	128	15	2	0	2	19	
	Sweden	World Cup	4	0	1	1	0	1	-	-	-	-	-	-	-	-	-	
2017-18	Pittsburgh	NHL	81	10	21	31	28	8	0	0	2	169	9	2	1	3	2	
2018-19	Pittsburgh	NHL	16	1	2	3	12	2	0	0	0	28	-	-	-	-	-	
	Los Angeles	NHL	22	1	4	5	8	-2	0	0	1	36	-	-	-	-	-	
	CAPITALS	NHL	20	3	8	11	10	7	0	0	1	35	-	-	-	-	-	
NHL TOTALS			546	93	148	241	238	90	2	4	24	1,166	121	22	25	47	74	
CAPITALS TOTALS			20	3	8	11	10	7	0	0	1	35	-	-	-	-	-	

AHL All-Star Game (2010)

2018-19

Recorded an assist, vs. MTL (4/4) ... Recorded an assist, vs. CAR (3/26) ... Recorded a goal and an assist, vs. TB (3/20) ... Recorded an assist, at NJ (3/19) ... Recorded two assists, at PHI (3/14) ... Scored a goal, vs. WPG (3/10) ... Recorded an assist, at PHI (3/6) ... Scored first goal as a Capital, at NYR (3/3) ... Made Capitals debut, at BUF (2/23) ... Scored his first goal as a King, at DAL (1/17) ... Missed 20 games due to injury, 11/25 - 1/3 ... Tallied his first point as a King with an assist, at STL (11/19).

Playoff Career

2018: Skated in nine playoff games with Pittsburgh ... Recorded two points (1g, 1a) in Game 1 of the ECQF vs. PHI (4/11) ... Scored a goal in Game 6 of the ECQF at PHI (4/22). 2017: Won Stanley Cup with Pittsburgh, appearing in 15 contests ... Scored a goal in Game 5 of the ECSF at WSH (5/6) ... Scored an empty net goal in Game 6 of the SCF at NSH (6/11). 2016: Won Stanley Cup with Pittsburgh, appearing in 24 contests ... Ranked fourth on the team in points (16) ... Set playoff career highs in assists (10), points (16) and plus/minus (9) ... Recorded two assists in Game 1 of the ECSF at WSH (4/28) ... Scored the game-winning goal in Game 3 of the ECSF vs. WSH (5/2) ... Recorded three points (1g, 2a) in Game 6 of the ECSF vs. WSH (5/10) ... Registered two points (1g, 1a) in Game 3 of the ECF at TB (5/18) ... Recorded four points (1g, 3a) in six games during 2016 SCF against San Jose. 2015: Scored a goal in Game 3 of the ECQF at PIT (4/30) ... Recorded an assist in Game 4 of the ECQF vs. PIT (4/22) ... Scored a goal in Game 5 of the ECQF vs. PIT (4/24) ... Registered an assist in Game 1 of the ECSF vs. WSH (4/30) ... Recorded an assist in Game 4 of the ECF at TB (5/22). 2014: Appeared in 25 playoff games with the New York Rangers and set a postseason career high in goals (7) ... Scored a goal in Game 1 of the ECQF vs. PHI (4/17) ... Recorded an assist in Game 3 of the ECQF at PHI (4/22) ... Scored a goal in Game 6 of the ECQF at PHI (4/29) ... Scored a goal in Game 4 of the ECSF vs. PIT (5/7) ... Scored the game-winning goal in Game 6 of the ECSF vs. PIT (5/11) ... Scored a goal in Game 3 of the ECF vs. MTL (5/22) ... Registered two points (1g, 1a) in Game 4 of the ECG vs. MTL (5/25) ... Scored a shorthanded goal in Game 1 of the SCF at LA (6/4) ... Recorded an assist in Game 5 of the SCF at LA (6/13). 2013: Recorded his first career playoff goal in Game 1 of the ECQF at WSH (5/2) ... Recorded three points (1g, 2a) in Game 4 of the ECQF vs. WSH (5/8) ... Registered an assist in Game 1 of the ECSF at BOS (5/16) ... Scored a goal in Game of the ECSF vs. BOS (5/23). 2012: Made his postseason debut in Game 1 of the ECQF vs. OTT (4/12) and registered his first career playoff point, an assist ... Recorded two assists in Game 7 of the ECSF vs. WSH (5/12).





DMITRIJ JASKIN

23

Right Wing • Height: 6'2" • Weight: 216 • Shoots: Left
 Born: March 23, 1993 (Omsk, Russia)
 Acquired: Claimed off waivers, October 2, 2018

vs. the NHL

	GP	G	A	P	PIM
ANA	13	0	3	3	8
ARI	9	1	2	3	2
BOS	7	0	1	1	2
BUF	7	1	1	2	0
CGY	11	1	1	2	4
CAR	8	1	1	2	0
CHI	20	3	0	3	6
COL	18	1	3	4	2
CBJ	9	1	3	4	0
DAL	20	0	7	7	12
DET	9	2	1	3	0
EDM	12	2	2	4	2
FLA	5	0	0	0	0
LA	9	1	1	2	4
MTL	8	0	1	1	4
NSH	16	1	2	3	2
NJ	9	0	1	1	4
NYI	8	0	1	1	4
NYR	5	1	0	1	2
OTT	5	1	1	2	2
PHI	9	0	4	4	2
PIT	6	1	0	1	2
SJ	12	1	2	3	6
STL	1	0	0	0	0
TB	7	1	0	1	2
TOR	5	0	0	0	0
VAN	13	2	1	3	0
VGK	4	0	0	0	0
WSH	6	1	1	2	0
WPG	14	1	2	3	6

Playoffs vs. the NHL

	GP	G	A	P	PIM
DAL	2	1	0	1	0
MIN	6	0	1	1	2
NSH	2	1	0	1	4
SJ	4	0	1	1	5

CAREER STATISTICS

		Regular Season											Playoffs				
Year	Team	League	GP	G	A	Pts	PIM	+/-	PP	SH	GW	S	GP	G	A	Pts	PIM
2006-07	HC Vsetin U18	Czech U18	4	1	0	1	0	-2	-	-	-	-	-	-	-	-	-
2007-08	HC Vsetin U18	Czech U18	40	15	25	40	72	11	-	-	-	-	2	2	0	2	6
2008-09	HC Slavia Praha U18	Czech U18	46	28	19	47	34	29	-	-	-	-	9	6	2	8	8
2009-10	HC Slavia Praha U18	Czech U18	12	15	12	27	36	14	-	-	-	-	2	1	3	4	4
	HC Slavia Praha U20	Czech U20	40	13	10	23	67	11	-	-	-	-	7	2	5	7	26
2010-11	HC Slavia Praha U20	Czech U20	1	0	0	0	0	1	-	-	-	-	2	2	3	5	2
	HC Slavia Praha	Czech	33	3	7	10	16	4	-	-	-	-	17	2	1	3	31
	Czech Republic U18	WJC-18	6	4	1	5	10	-2	-	-	-	-	-	-	-	-	-
2011-12	HC Slavia Praha U20	Czech U20	10	6	11	17	12	8	-	-	-	-	2	1	3	4	14
	HC Slavia Praha	Czech	30	1	1	2	16	-7	-	-	-	-	7	3	1	4	2
	HC Berounsti Medvedi	Czech2	10	2	6	8	16	0	-	-	-	-	-	-	-	-	-
	Czech Republic U20	WJC-20	6	1	1	2	4	1	-	-	-	-	-	-	-	-	-
2012-13	Moncton Wildcats	QMJHL	51	46	53	99	73	26	-	-	-	-	5	1	2	3	16
	St. Louis	NHL	2	0	0	0	0	-1	-	-	-	-	-	-	-	-	-
	Czech Republic U20	WJC-20	6	3	3	6	12	3	-	-	-	-	-	-	-	-	-
2013-14	St. Louis	NHL	18	1	1	2	8	-3	-	-	-	-	-	-	-	-	-
	Chicago	AHL	42	15	14	29	28	7	-	-	-	-	9	4	5	9	10
2014-15	St. Louis	NHL	54	13	5	18	16	7	-	-	-	-	6	0	1	1	2
	Chicago	AHL	18	4	11	15	31	6	-	-	-	-	-	-	-	-	-
2015-16	St. Louis	NHL	65	4	9	13	26	3	-	-	-	-	6	1	1	2	5
	Chicago Wolves	AHL	3	1	1	2	4	-1	-	-	-	-	-	-	-	-	-
2016-17	St. Louis	NHL	51	1	10	11	18	5	-	-	-	-	2	1	0	1	4
	Czech Republic	World Cup	3	0	0	0	0	-3	-	-	-	-	-	-	-	-	-
2017-18	St. Louis	NHL	76	6	11	17	14	6	-	-	-	-	-	-	-	-	-
	Czech Republic	WC	8	4	3	7	10	9	-	-	-	-	-	-	-	-	-
2018-19	CAPITALS	NHL	37	2	6	8	6	-5	0	0	0	48	-	-	-	-	-
NHL TOTALS			303	27	42	69	88	12	3	0	5	447	-	-	-	-	-
CAPITALS TOTALS			37	2	6	8	6	-5	0	0	0	48	-	-	-	-	-

QMJHL First All-Star Team (2013)

2018-19

Scored a goal, vs. CGY (2/1) ... Recorded an assist, vs. DET (12/11) ... Scored a goal, at CBJ (12/8) ... Recorded two assists, vs. ANA (12/2) ... Recorded an assist, at NYI (11/26) ... Recorded assist, vs. DAL (11/3) ... Recorded first Capitals point, an assist, at CGY (10/27)

Playoff Career

2017: Appeared in two playoff games with St. Louis ... Scored a goal in Game 5 of the WCSF vs. NSH (5/5). 2016: Appeared in six playoff games with St. Louis ... Recorded his first career NHL playoff goal in Game 5 of the WCSF at DAL (5/7) ... Recorded an assist in Game 4 of the WCF at SJ (5/21). 2015: Made his postseason debut in Game 1 of the WCQF vs. MIN (4/16) ... Recorded his first career playoff point in Game 4 of the WCQF at MIN (4/22).





NICK JENSEN

3

Defenseman • Height: 6'0" • Weight: 194 • Shoots: Right

Born: September 21, 1990 (Rogers, Minnesota)

Acquired: From Detroit along with Detroit's fifth-round choice (originally from Buffalo) in the 2019 NHL Draft for Madison Bowey and Washington's second-round choice in the 2020 NHL Draft, February 22, 2019

vs. the NHL

	GP	G	A	P	PIM
ANA	5	0	0	0	0
ARI	4	0	1	1	5
BOS	10	0	2	2	8
BUF	9	0	0	0	0
CGY	5	0	2	2	0
CAR	9	0	3	3	0
COL	5	0	0	0	0
CBJ	7	1	0	1	6
DAL	5	0	0	0	2
EDM	5	0	1	1	2
FLA	9	0	1	1	4
LA	5	0	1	1	5
MIN	6	0	2	2	0
MTL	10	0	0	0	0
NSH	5	0	3	3	0
NJ	9	1	1	2	4
NYI	9	0	0	0	0
NYR	8	0	1	1	2
OTT	12	0	5	5	2
PHI	9	0	2	2	2
PIT	7	1	2	3	6
SJ	3	0	0	0	0
STL	4	0	0	0	2
TB	12	0	2	2	0
TOR	12	3	5	8	6
VAN	5	0	0	0	0
VGK	3	0	1	1	0
WSH	8	0	3	3	2
WPG	5	0	1	1	2

CAREER STATISTICS

		Regular Season											Playoffs				
Year	Team	League	GP	G	A	Pts	PIM	+/-	PP	SH	GW	S	GP	G	A	Pts	PIM
2008-09	Green Bay	USHL	52	5	17	22	27	34	-	-	-	-	7	0	1	1	2
2009-10	Green Bay	USHL	53	6	21	27	35	36	-	-	-	-	12	2	6	8	6
2010-11	St. Cloud State	NCAA	38	5	18	23	18	-5	-	-	-	-	-	-	-	-	-
2011-12	St. Cloud State	NCAA	39	6	26	32	4	14	-	-	-	-	-	-	-	-	-
2012-13	St. Cloud State	NCAA	41	4	27	31	14	19	-	-	-	-	-	-	-	-	-
2013-14	Grand Rapids	AHL	45	0	9	9	8	12	-	-	-	-	10	0	1	1	2
	Toledo	ECHL	3	0	0	0	0	-2	-	-	-	-	-	-	-	-	-
2014-15	Grand Rapids	AHL	75	6	21	27	15	30	-	-	-	-	16	0	3	3	4
2015-16	Grand Rapids	AHL	75	3	16	19	17	1	-	-	-	-	9	0	2	2	0
2016-17	Detroit	NHL	49	4	9	13	12	-7	0	0	0	59	-	-	-	-	-
	Grand Rapids	AHL	27	1	5	6	6	8	-	-	-	-	-	-	-	-	-
2017-18	Detroit	NHL	81	0	15	15	27	-8	0	0	0	107	-	-	-	-	-
	United States	WC	10	1	3	4	0	0	-	-	-	-	-	-	-	-	-
2018-19	Detroit	NHL	60	2	13	15	17	1	0	0	0	66	-	-	-	-	-
	CAPITALS	NHL	20	0	5	5	4	3	0	0	0	28	-	-	-	-	-
NHL TOTALS			210	6	42	48	60	-11	0	0	0	260	-	-	-	-	-
CAPITALS TOTALS			20	0	5	5	4	3	0	0	0	28	-	-	-	-	-

WCHA Defensive Player of the Year (2013) • WCHA First All-Star Team (2013) • NCAA First All-American Team (2013)

2018-19

Recorded an assist, setting a career high (16), vs. PHI (3/24) ... Recorded an assist, tying his career high for a season (15), vs. MIN (3/22) ... Recorded first point, an assist, as a Capital, at PHI (3/6) ... Made his Capitals debut, vs. NYR (2/24) ... Registered his first career two-goal game, vs. TOR (10/11) ... Skated in his 150th NHL game, vs. BOS (11/21) ... Registered his 1st career 3-game point/assist streak from 12/20-12/23 ... Played a career high 28:21 TOI, vs. FLA (12/31) ... Led DET in TOI for 5-straight games (12/31-1/8).



MICHAL KEMPNY

6

Defenseman • Height: 6'1" • Weight: 195 • Shoots: Left

Born: September 8, 1990 (Hodonin, Czech Republic)

Acquired: From Chicago for Washington's third-round choice in the 2018 NHL Draft, February 19, 2018

vs. the NHL

	GP	G	A	P	PIM
ANA	5	0	0	0	0
ARI	3	0	0	0	0
BOS	3	0	0	0	2
BUF	6	0	3	3	8
CGY	5	0	2	2	2
CAR	5	2	1	3	4
CHI	2	1	0	1	2
COL	7	0	3	3	2
CBJ	7	0	1	1	8
DAL	7	0	1	1	4
DET	7	2	1	3	2
EDM	6	0	0	0	8
FLA	3	0	1	1	0
LA	5	0	1	1	2
MIN	8	0	1	1	0
MTL	6	0	1	1	0
NSH	11	1	0	1	2
NJ	8	1	4	5	10
NYI	7	0	1	1	2
NYR	6	1	1	2	8
OTT	5	1	1	2	6
PHI	7	0	2	2	2
PIT	6	0	1	1	6
SJ	3	0	0	0	2
STL	8	1	2	3	4
TB	4	0	0	0	4
TOR	7	0	1	1	4
VAN	5	0	1	1	2
VGK	3	0	0	0	4
WSH	2	0	1	1	0
WPG	7	1	1	2	2

Playoffs vs. the NHL

	GP	G	A	P	PIM
CBJ	6	0	1	1	0
NSH	1	0	0	0	0
PIT	6	0	0	0	4
TB	7	1	0	1	6
VGK	5	1	2	3	0

CAREER STATISTICS

Regular Season														Playoffs				
Year	Team	League	GP	G	A	Pts	PIM	+/-	PP	SH	GW	S	GP	G	A	Pts	PIM	
2007-08	HK Skalica U18	Slovakia U18	14	5	12	17	36	-	-	-	-	-	-	-	-	-	-	
	HK Skalica U20	Slovakia U20	37	1	13	14	68	4	-	-	-	-	-	-	-	-	-	
	HK 36 Skalica	Slovakia	1	0	0	0	0	-2	-	-	-	-	-	-	-	-	-	
	Czech Republic	WJC-18 D1	5	0	2	2	0	7	-	-	-	-	-	-	-	-	-	
2008-09	HC Kometa Brno U20	Czech U20	23	2	5	7	91	-10	-	-	-	-	-	-	-	-	-	
	HC Kometa Brno	Czech2	18	1	0	1	6	4	-	-	-	-	14	1	0	1	6	
	SHK Hodonin	Czech3	1	0	0	0	0	-	-	-	-	-	-	-	-	-	-	
2009-10	HC Kometa Brno U20	Czech U20	8	2	1	3	34	7	-	-	-	-	-	-	-	-	-	
	HC Kometa Brno	Czech	24	0	0	0	18	-13	-	-	-	-	-	-	-	-	-	
	SK Horacka Slavia Trebic	Czech2	8	1	0	1	14	-8	-	-	-	-	11	2	1	3	32	
	Czech Republic	WJC-20	6	0	2	2	0	-1	-	-	-	-	-	-	-	-	-	
2010-11	HC Kometa Brno U20	Czech U20	1	0	0	0	0	1	-	-	-	-	-	-	-	-	-	
	HC Kometa Brno	Czech	21	0	0	0	14	-9	-	-	-	-	-	-	-	-	-	
	HC Havlickuv Brod	Czech2	32	3	4	7	26	8	-	-	-	-	14	1	6	7	16	
2011-12	HC Kometa Brno U20	Czech U20	0	0	0	0	0	-	-	-	-	-	3	0	2	2	2	
	HC Kometa Brno	Czech	23	1	1	2	14	-8	-	-	-	-	-	-	-	-	-	
	HC Havlickuv Brod	Czech2	3	0	0	0	2	1	-	-	-	-	-	-	-	-	-	
2012-13	HC Slavia Praha	Czech	51	5	9	14	32	15	-	-	-	-	11	1	3	4	12	
2013-14	HC Kometa Brno	Czech	51	7	8	15	74	10	-	-	-	-	18	2	4	6	20	
2014-15	HC Kometa Brno	Czech	43	8	21	29	94	19	-	-	-	-	2	1	0	1	2	
2015-16	Avangard Omsk	KHL	59	5	16	21	46	18	-	-	-	-	11	2	2	4	12	
2016-17	Chicago	NHL	50	2	6	8	22	1	-	-	-	-	1	0	0	0	0	
	Czech Republic	World Cup	3	0	0	0	2	-4	-	-	-	-	-	-	-	-	-	
2017-18	Chicago	NHL	31	1	6	7	12	13	-	-	-	-	-	-	-	-	-	
	CAPITALS	NHL	22	2	1	3	14	1	0	0	0	32	24	2	3	5	10	
2018-19	CAPITALS	NHL	71	6	19	25	60	24	0	0	3	111	-	-	-	-	-	
NHL TOTALS			174	11	32	43	39	108	0	0	3	260	25	2	3	5	10	
CAPITALS TOTALS			93	8	20	28	74	25	0	0	3	143	24	2	3	5	10	

World Junior Championship U18 (D1A) Gold Medal (2008)

2018-19

Recorded two assists, at PHI (3/14) ... Recorded an assist, vs. WPG (3/10) ... Recorded an assist, vs. NJD (3/8) ... Scored a goal, vs. NYR (2/24) ... Recorded an assist, vs. LA (2/11) ... Recorded an assist, at TOR (1/23) ... Scored game winning goal, at DET (1/6) ... Recorded two assists, at STL (1/3) ... Scored a goal, vs. NSH (12/31) ... Scored a goal, at OTT (12/22) ... Recorded an assist, vs. DET (12/11) ... Recorded an assist, at CBJ (12/8) ... Recorded second career two-assist game, vs. NJ (11/30) ... Scored the game-winning goal, vs. DET (11/23), becoming the the fifth defenseman in franchise history to score the game-winning goal in consecutive games ... Scored the game-winning goal, vs. CHI (11/21) ... Recorded an assist, vs. DAL (11/3) ... Led team with six blocked shots, at MTL (11/1) ... Recorded assist, vs. FLA (10/19) ... Logged 16:41 TOI, vs. VGK (10/10)

Playoff Career

2018: Registered five points (2g, 3a) in 24 playoff games ... Scored a goal in Game 4 of the SCF vs. VGK (6/4) ... Scored a goal in Game 1 of the ECG at TB (5/11) ... Recorded an assist in Game 5 of the ECQF vs. CBJ, marking his first career playoff point. **2017:** Made his postseason debut with the Chicago Blackhawks in Game 4 of the WCQF at NSH (4/20).





EVGENY KUZNETSOV

ehv-GEH-nee
kooz-neh-SAWF

92

Center • Height: 6'2" • Weight: 204 • Shoots: Left
Born: May 19, 1992 (Chelyabinsk, Russia)
Drafted: Capitals' first-round choice, 26th overall, in the 2010 NHL Draft

vs. the NHL

	GP	G	A	P	PIM
ANA	11	2	5	7	4
ARI	10	2	6	8	8
BOS	16	5	11	16	6
BUF	15	3	10	13	6
CGY	10	2	6	8	8
CAR	20	3	11	14	16
CHI	9	2	3	5	2
COL	9	5	9	14	6
CBJ	22	5	13	18	14
DAL	10	2	4	6	4
DET	13	3	8	11	0
EDM	10	5	3	8	4
FLA	15	4	6	10	8
LA	12	6	7	13	8
MIN	10	3	4	7	4
MTL	14	4	8	12	12
NSH	11	3	9	12	8
NJ	22	6	11	17	4
NYI	21	3	12	15	10
NYR	20	6	13	19	12
OTT	15	5	9	14	8
PHI	19	3	10	13	6
PIT	23	3	10	13	4
SJ	11	1	5	6	6
STL	11	2	4	6	10
TB	16	2	8	10	10
TOR	16	3	11	14	6
VAN	11	5	9	14	4
VGK	4	1	5	6	2
WPG	10	2	6	8	6

Playoffs vs. the NHL

	GP	G	A	P	PIM
CLB	6	4	4	8	8
NYI	7	3	1	4	2
NYR	7	2	1	3	6
PHI	6	1	0	1	2
PIT	19	7	7	14	16
TB	7	4	6	10	2
TOR	6	1	2	3	2
VGK	5	1	7	8	2

CAREER STATISTICS

Regular Season														Playoffs				
Year	Team	League	GP	G	A	Pts	PIM	+/-	PP	SH	GW	S	GP	G	A	Pts	PIM	
2009-10	Chelyabinsk	KHL	35	2	7	9	10	-	-	-	-	-	4	1	0	1	0	
	Russia U18	WJC-18	7	5	7	12	6	-	-	-	-	-	-	-	-	-	-	
	Russia U20	WJC-20	6	2	0	2	10	-	-	-	-	-	-	-	-	-	-	
2010-11	Chelyabinsk	KHL	44	17	15	32	30	-	-	-	-	-	-	-	-	-	-	
	Russia U20	WJC-20	7	4	7	11	4	-	-	-	-	-	-	-	-	-	-	
2011-12	Chelyabinsk	KHL	49	19	22	41	30	5	-	-	-	-	12	7	2	9	10	
	Russia U20	WJC-20	7	6	7	13	4	6	-	-	-	-	-	-	-	-	-	
	Russia	WC	10	2	4	6	4	3	-	-	-	-	-	-	-	-	-	
2012-13	Chelyabinsk	KHL	51	19	25	44	42	-1	-	-	-	-	25	5	6	11	28	
	Russia	EHT	9	2	2	4	8	1	-	-	-	-	-	-	-	-	-	
	Russia	WC	3	1	0	1	2	1	-	-	-	-	-	-	-	-	-	
2013-14	CAPITALS	NHL	17	3	6	9	6	-2	0	1	0	22	-	-	-	-	-	
	Chelyabinsk	KHL	31	8	13	21	12	-10	-	-	-	-	-	-	-	-	-	
	Russia	WC	10	1	1	2	4	3	0	0	0	8	-	-	-	-	-	
2014-15	CAPITALS	NHL	80	11	26	37	24	10	4	0	1	127	14	5	2	7	8	
2015-16	CAPITALS	NHL	82	20	57	77	32	27	5	0	4	193	12	1	1	2	8	
	Russia	WC	6	1	1	2	0	4	0	0	1	16	-	-	-	-	-	
2016-17	CAPITALS	NHL	82	19	40	59	46	18	3	0	4	170	13	5	5	10	-8	
	Russia	World Cup	4	2	0	2	6	0	0	0	0	5	-	-	-	-	-	
2017-18	CAPITALS	NHL	79	27	56	83	48	3	7	1	8	187	24	12	20	32	16	
2018-19	CAPITALS	NHL	76	21	51	72	50	7	8	0	3	193	-	-	-	-	-	
NHL/CAPITALS TOTALS			416	101	236	337	206	63	27	2	20	892	63	23	28	51	40	


NHL All-Star Game (2016) • KHL All-Star Game (2011, 2012, 2013, 2014) • World U18 Championship First Team All-Star (2010) • World Junior Championship First Team All-Star

2018-19

Recorded 20 goals and 50 assists for second consecutive season ... Recorded three assists, vs. CAR (3/26) ... Recorded 100th career goal, vs. TB (3/20) ... Scored a goal, at NJ (3/19) ... Scored a goal and an assist, at PHI (3/14) ... Recorded overtime goal, vs. NYR (2/24) ... Recorded four points (2g, 2a), vs. LA (2/11) ... Scored a goal, vs. FLA (2/9) ... Moved into fourth in franchise history in overtime goals (6), vs. COL (2/7) ... Recorded two goals and an assist, vs. COL (2/7) ... Recorded two assists, vs. VAN (2/5) ... Recorded a goal and an assist, vs. CGY (2/1) ... Scored a goal and recorded an assist, vs. SJ (1/22) ... Scored a goal, vs. CBJ (1/12) ... Recorded two assists, at DET (1/6) ... Recorded an assist, at OTT (12/29) ... Recorded an assist, vs. BUF (12/21) ... Recorded a goal and an assist, vs. ANA (12/2) ... Recorded 200th career assist, at MIN (11/13) ... Has five multi-point games this season ... Recorded four points (1g, 3a), vs. VGK (10/10) ... Started season on three game point streak (3g, 4a)

Playoff Career

2018: Led NHL with 32 points (12g, 20a) in 24 playoff games ... Became the fifth NHL player since 1997, and the fourth active player, to register 30 or more points in a single postseason ... One of three Russian players to lead the NHL in postseason scoring during the league's modern era (since 1943-44), the others being Sergei Fedorov (1995 Red Wings) and Evgeni Malkin (2009 and 2017 Penguins) ... Recorded seven multi-point games ... Recorded four assists in Game 4 of the SCF vs. VGK, matching a single-game Stanley Cup Final record ... Recorded an 11-game point streak (5/3-5/28, 6g, 10a), setting a franchise playoff record ... Scored the series-clinching goal in OT in Game 6 of the ECSF at PIT (5/7) ... Registered four points (1g, 3a) in Game 4 of the ECQF at CBJ (4/19). 2017: Ranked third on the team in points with 10 (5g, 5a), setting a new career high ... Ranked second on the team in shots (49) ... Led all forward in ice time (30:33) in Game 2 of the ECQF vs. TOR (4/15) ... Scored the game-winning goal in Game 5 of the ECSF vs. PIT (5/6) ... Scored a goal and assisted on the game-winning goal in Game 3 of the ECSF at PIT (5/1) ... Tallied two assists in Game 6 of the ECSF at PIT (5/8), marking his fourth career multi-point playoff game ... Recorded at least one point in four consecutive games (5/1-5/8), while also scoring a goal in three-consecutive postseason contests (5/1-5/6) ... Finished third among Capitals forwards for time on ice per game (19:49). 2016: Scored a power-play goal in Game 3 of the ECQF at PHI (4/18) ... Earned an assist in Game 2 of the ECSF vs. PIT (4/30). 2015: Led NHL rookies in playoff goals (5) and ranked tied for third among NHL rookies in playoff points (7) ... Made his NHL playoff debut in Game 1 of the ECQF vs. NYI (4/15) ... Scored two goals and added an assist in Game 5 of the ECQF vs. NYI (4/23), marking his first three career playoff points ... Became the second player in franchise history to record his first three playoff points in the same game, joining Sergei Gonchar (5/6/95 at PIT: 2g, 1a) ... Became the fourth rookie in franchise history to score two goals in a playoff game, joining Marcus Johansson (4/20/11 at NYR: 2g), Richard Zednik (5/28/98 at BUF: 2g, 1a) and Sergei Gonchar (5/6/95 at PIT: 2g, 1a) ... Is the third rookie in Capitals playoff history to record three points in a game, joining Zednik and Gonchar ... Scored the game-winning goal with 7:18 remaining in the third period in Game 7 of the ECQF vs. NYI (4/27) ... Became the first rookie in Capitals playoff history to score a series-clinching goal in a Game 7 and is one of six rookies in NHL history to score the game-winning goal in a Game 7 decided by a one-goal margin ... The others are Toronto's Gerry Ehman in 1953 (at Boston), Montreal's Claude Lemieux in 1986 (vs. Hartford in OT), Calgary's Perry Berezan in 1986 (at Edmonton), Dallas' Roman Lyashenko in 2000 (vs. Colorado) and New Jersey's Adam Henrique in 2012 (vs. Florida in 2OT) ... Scored a goal in Game 2 of the ECSF at NYR (5/2) ... Earned two points (1g, 1a) in Game 6 of the ECSF vs. NYR (5/10).



MATT NISKANEN

NIHS-kah-nehn

2

Defenseman • Height: 6'1" • Weight: 203 • Shoots: Right
Born: December 6, 1986 (Virginia, Minnesota)
Drafted: Dallas' first-round choice, 28th overall, in the 2005 NHL Draft
Acquired: Signed as a free agent, July 1, 2014

vs. the NHL

	GP	G	A	P	PIM
ANA	34	1	6	7	8
ARI	34	3	8	11	22
BOS	29	3	12	15	28
BUF	28	2	11	13	16
CGY	27	4	6	10	6
CAR	36	0	13	13	18
CHI	26	2	12	14	8
COL	27	2	7	9	16
CBJ	41	2	15	17	17
DAL	14	1	5	6	4
DET	32	1	10	11	8
EDM	24	1	7	8	15
FLA	29	3	7	10	19
LA	33	1	6	7	12
MIN	26	5	9	14	18
MTL	30	0	13	13	16
NSH	24	3	4	7	18
NJ	40	4	13	17	14
NYI	35	4	13	17	20
NYR	39	4	12	16	23
OTT	26	3	4	7	18
PHI	38	5	11	16	33
PIT	24	0	8	8	19
SJ	33	2	6	8	16
STL	28	0	4	4	16
TB	29	2	8	10	20
TOR	30	3	11	14	12
VAN	27	0	5	5	2
VGK	4	1	3	4	0
WSH	12	1	5	6	6
WPG	22	1	5	6	10

Playoffs vs. the NHL

	GP	G	A	P	PIM
ANA	6	0	1	1	4
BOS	4	0	0	0	2
CBJ	12	2	8	10	6
DET	5	0	0	0	4
NYI	13	0	4	4	5
NYR	14	0	2	2	4
OTT	5	0	1	1	4
PHI	10	1	4	5	8
PIT	19	2	4	6	23
SJ	5	0	2	2	2
TB	14	0	5	5	4
TOR	6	0	1	1	2
VGK	5	0	1	1	0

CAREER STATISTICS													Regular Season					Playoffs				
Year	Team	League	GP	G	A	Pts	PIM	+/-	PP	SH	GW	S	GP	G	A	Pts	PIM					
2005-06	Minnesota Duluth	WCHA	38	1	13	14	40	-	-	-	-	-	-	-	-	-	-					
	United States	WJC	7	0	0	0	6	0	0	0	0	3	-	-	-	-	-					
2006-07	Minnesota Duluth	WCHA	39	9	22	31	42	-	-	-	-	-	-	-	-	-	-					
	Iowa	AHL	13	0	3	3	6	-4	0	0	0	-	12	2	5	7	10					
2007-08	Dallas	NHL	78	7	19	26	36	22	2	0	0	99	16	0	3	3	10					
2008-09	Dallas	NHL	80	6	29	35	52	-11	2	0	0	111	-	-	-	-	-					
	United States	WC	9	1	2	3	2	2	1	0	0	7	-	-	-	-	-					
2009-10	Dallas	NHL	74	3	12	15	18	-15	0	0	2	110	-	-	-	-	-					
2010-11	Dallas	NHL	45	0	6	6	30	-1	0	0	0	51	-	-	-	-	-					
	Pittsburgh	NHL	18	1	3	4	20	-2	0	0	0	26	7	0	1	1	0					
2011-12	Pittsburgh	NHL	75	4	17	21	47	9	3	0	0	118	4	1	2	3	6					
2012-13	Pittsburgh	NHL	40	4	10	14	12	4	0	0	2	67	15	0	2	2	11					
2013-14	Pittsburgh	NHL	81	10	36	46	51	33	3	0	6	162	13	2	7	9	8					
2014-15	CAPITALS	NHL	82	4	27	31	47	7	2	0	0	117	14	0	4	4	0					
2015-16	CAPITALS	NHL	82	5	27	32	38	10	2	0	3	150	12	0	3	3	6					
2016-17	CAPITALS	NHL	78	5	34	39	32	20	1	0	2	154	13	1	3	4	19					
	United States	World Cup	3	0	0	0	0	-3	0	0	0	11	-	-	-	-	-					
2017-18	CAPITALS	NHL	68	7	22	29	36	24	0	0	1	120	24	1	8	9	8					
2018-19	CAPITALS	NHL	80	8	17	25	41	-3	1	0	1	143	-	-	-	-	-					
NHL TOTALS			881	64	259	323	460	97	16	0	17	1,428	118	5	33	38	68					
CAPITALS TOTALS			390	29	127	156	194	58	7	0	7	684	63	2	18	20	33					

All-WCHA First Team (2007) • Western Conference YoungStars team (2008)


2018-19

Recorded an assist, vs. PHI (3/24) ... Recorded an assist, at PHI (3/7) ... Recorded a goal and an assist, vs. COL (2/7) ... Scored a goal, at TOR (1/23) ... Scored a goal, at CHI (1/21) ... Recorded a goal and an assist, at ARI (12/7) ... Recorded an assist, at VGK (12/4) ... Tallied an assist, vs. NJ (11/30) ... Recorded an assist, at MIN (11/13) ... Scored a power play goal, vs. CBJ (11/9) ... Recorded two assists, at MTL (11/1) ... Scored an overtime goal, vs. NYR (10/17) ... Recorded 300th career point, vs. VGK (10/10) ... Recorded assist, vs. BOS (10/3)

Playoff Career

2018: Set a career high in playoff assists (8) ... Scored a goal in Game 3 of the ECSF at PIT (5/1). 2017: Recorded four points (1g, 3a) in 13 postseason games ... Ranked first on the team in time on ice per game (22:38) ... Led all Capitals in ice time (33:56) in Game 2 of the ECQF vs. TOR (4/15) ... Registered an assist in Game 1 of the ECQF vs. TOR (4/13) ... Scored a power-play goal in Game 2 of the ECSF vs. PIT (4/29) ... Registered an assist in Game 6 of the ECSF at PIT (5/8) ... Tallied three power-play points, tying John Carlson for second-most among Capitals defensemen. 2016: Led the Capitals in blocked shots (27) and ranked second in time on ice per game (26:32) and third in hits (38) during the playoffs ... Earned an assist in Game 2 of the ECQF vs. PHI (4/16) ... Earned an assist in Game 4 of the ECQF at PHI (4/20) ... Logged 32:11 of ice time in Game 1 of the ECSF vs. PIT (4/28) ... Tallied an assist in Game 3 of the ECSF at PIT (5/2). 2015: Ranked second among Washington defensemen in playoffs assists (4) and tied for second in points (4) ... Tallied two assists in Game 2 of the ECQF vs. NYI (4/17), marking his second career multi-assist playoff game and fifth career multi-point playoff game ... Led Washington in ice time (28:08) in Game 4 at NYI (4/21) ... Tallied an assist and was (+3) in Game 5 vs. NYI (4/23) ... Tallied an assist in Game 5 of the ECSF at NYR (5/8). 2014: Led team's defensemen in goals (2), points (9) and hits (29) in playoffs ... His 2 goals, 7 assists and 9 points set career playoff highs ... Posted 3 multi-point games, all in Round 1: Game 1 (1g, 1a); Game 2 (1g, 1a); and Game 6 (2a) vs. Columbus. 2013: Established playoff career high with 26:54 minutes played in Game 3 vs. Ottawa ... Tied single-game career high with plus-3 rating in Game 2 vs. Ottawa 2012: Appeared in four playoff games ... Recorded first NHL playoff goal in Game 4 at Philadelphia ... Added an assist for 2 points and a plus-3 rating. 2011: Skated in seven playoff games with Pittsburgh, earning one assist. 2008: Appeared in 16 of Dallas' 18 playoff games, earning three assists with 10 penalty minutes ... Registered his first career playoff point with an assist in Game 5 at Anaheim on 4/18. 2007: In the AHL playoffs with Iowa, registered seven points (2g, 5a) in 12 games.





DMITRY ORLOV

ohr-LAWF

9

Defenseman • Height: 5'11" • Weight: 211 • Shoots: Left

Born: July 23, 1991 (Novokuznetsk, Russia)

Drafted: Capitals' second-round choice, 55th overall, in the 2009 NHL Draft

vs. the NHL					
	GP	G	A	P	PIM
ANA	10	0	0	0	6
ARI	10	0	3	3	2
BOS	18	0	6	6	4
BUF	19	0	6	6	2
CGY	9	0	0	0	4
CAR	23	4	5	9	18
CHI	10	1	5	6	0
COL	9	1	2	3	2
CBJ	20	1	3	4	10
DAL	9	1	2	3	4
DET	14	1	2	3	4
EDM	8	2	1	3	0
FLA	19	0	6	6	6
LA	11	1	3	4	4
MIN	10	4	3	7	6
MTL	17	1	7	8	7
NSH	11	0	1	1	4
NJ	22	1	7	8	15
NYI	24	3	6	9	8
NYR	25	0	10	10	12
OTT	17	1	5	6	8
PHI	21	5	4	9	9
PIT	24	3	6	9	8
SJ	12	1	2	3	0
STL	10	0	5	5	10
TB	20	0	7	7	4
TOR	17	1	3	4	2
VAN	9	0	3	3	4
VGK	4	0	2	2	0
WPG	15	1	5	6	6

Playoffs vs. the NHL					
	GP	G	A	P	PIM
CBJ	6	1	2	3	0
PHI	6	0	1	1	2
PIT	18	0	4	4	2
TB	7	1	1	2	0
TOR	6	0	2	2	2
VGK	0	0	0	0	2

CAREER STATISTICS			Regular Season											Playoffs				
Year	Team	League	GP	G	A	Pts	PIM	+/-	PP	SH	GW	S	GP	G	A	Pts	PIM	
2007-08	Novokuznetsk	Russia	6	0	0	0	0	-	-	-	-	-	-	-	-	-	-	
2008-09	Novokuznetsk	KHL	16	1	0	1	4	-	-	-	-	-	-	-	-	-	-	
2009-10	Novokuznetsk	KHL	41	4	3	7	49	-	-	-	-	-	-	-	-	-	-	
	Novo. Jr.	Russia-Jr.	7	7	6	13	6	-	-	-	-	-	17	9	10	19	26	
	Russia	WJC	6	0	4	4	4	-	-	-	-	-	-	-	-	-	-	
2010-11	Novokuznetsk	KHL	45	2	10	12	43	-	-	-	-	-	-	-	-	-	-	
	Novo. Jr.	Russia-Jr.	1	0	0	0	0	-	-	-	-	-	-	-	-	-	-	
	Hershey	AHL	19	2	7	9	12	-	-	-	-	-	6	0	1	1	4	
	Russia	WJC	7	1	8	9	6	-	-	-	-	-	-	-	-	-	-	
2011-12	CAPITALS	NHL	60	3	16	19	18	1	0	0	1	51	-	-	-	-	-	
	Hershey	AHL	15	4	5	9	12	-	-	-	-	-	-	-	-	-	-	
2012-13	CAPITALS	NHL	5	0	1	1	0	5	0	0	0	1	-	-	-	-	-	
	Hershey	AHL	31	3	14	17	20	-	-	-	-	-	4	1	2	3	4	
2013-14	CAPITALS	NHL	54	3	8	11	19	-1	0	0	0	59	-	-	-	-	-	
	Hershey	AHL	11	3	6	9	4	1	-	-	-	-	-	-	-	-	-	
	Russia	WC	3	0	1	1	2	3	0	0	0	1	-	-	-	-	-	
2014-15	CAPITALS	NHL	DID NOT PLAY															
	Hershey	AHL	3	0	3	3	4	-3	-	-	-	-	-	-	-	-	-	
2015-16	CAPITALS	NHL	82	8	21	29	26	8	0	0	3	90	11	0	1	1	2	
	Russia	WC	6	0	3	3	2	3	0	0	0	7	-	-	-	-	-	
2016-17	CAPITALS	NHL	82	6	27	33	51	30	1	0	0	125	13	0	3	3	2	
	Russia	World Cup	4	0	0	0	4	3	0	0	0	11	-	-	-	-	-	
2017-18	CAPITALS	NHL	82	10	21	31	22	10	0	0	2	125	24	2	6	8	4	
2018-19	CAPITALS	NHL	82	3	26	29	33	3	1	0	0	101	-	-	-	-	-	
NHL/CAPITALS TOTALS			447	33	120	153	169	56	1	0	6	552	48	2	10	12	8	

2018-19

Played in all 82 games for the fourth consecutive season ... Recorded an assist, vs. CAR (3/26) ... Recorded an assist, at TB (3/16) ... Recorded an assist, at PHI (3/14) ... Recorded an assist, at PIT (3/12) ... Recorded an assist, vs. WPG (3/10) ... Recorded two assists, at PHI (3/6) ... Recorded two assists, vs. OTT (2/26) ... Recorded an assist, vs. NYR (2/24) ... Recorded an assist, at LA (2/18) ... Scored a goal, at CHI (1/20) ... Recorded an assist, vs. STL (1/14) ... Played in 400th career game, at OTT (12/22) ... Recorded an assist, vs. BUF (12/15) ... Recorded an assist, at CBJ (12/8) ... Recorded an assist, at ARI (12/6) ... Recorded an assist, at NYR (11/24) ... Registered two assists, at MTL (11/19), marking his seventh career multi-assist game ... Recorded an assist, at WPG (11/14) ... Recorded three point game (2g, 1a), at MIN (11/13) ... Led the team in blocked shots (6), vs. PIT (11/7) ... Recorded assist, at MTL (11/1) ... Recorded assist, at VGK (10/10) ... Led team in shots (5), at PIT (10/4)

Playoff Career

2018: Set career highs in playoff goals (2), assists (6) and points (8). **2017:** Set career highs in games played (13), assists (3) and points (3) during 2017 playoffs ... Registered an assist in Game 2 of the ECQF vs. TOR (4/15) ... Registered an assist in Game 4 of the ECQF at TOR (4/19) ... Assisted on game-winning goal in Game 6 of the ECSF at PIT (5/8) ... Ranked third on the team in time on ice per game (21:24). **2016:** Made his NHL playoff debut in Game 1 of the ECQF vs. PHI ... Earned his first NHL playoff point with an assist in Game 3 of the ECQF at PHI (4/18).



BROOKS ORPIK

OHR-pihk

44

Defenseman • Height: 6'3" • Weight: 219 • Shoots: Left
Born: September 26, 1980 (San Francisco, California)
Drafted: Penguins' first-round choice, 18th overall, in the 2000 NHL Draft
Acquired: Signed as a free agent, July 1, 2014

vs. the NHL

	GP	G	A	P	PIM
ANA	18	0	3	3	2
ARI	19	0	2	2	19
BOS	47	3	5	8	43
BUF	45	0	8	8	30
CGY	14	0	5	5	9
CAR	50	1	12	13	72
CHI	18	1	1	2	8
COL	17	2	7	9	10
CBJ	29	0	6	6	26
DAL	16	0	4	4	6
DET	21	0	2	2	17
EDM	12	0	2	2	6
FLA	50	0	8	8	43
LA	19	0	4	4	19
MIN	16	1	1	2	21
MTL	47	0	10	10	73
NSH	16	1	1	2	12
NJ	70	2	13	15	55
NYI	77	3	12	15	74
NYR	70	0	11	11	87
OTT	45	0	7	7	28
PHI	73	2	12	14	79
PIT	18	1	3	4	6
SJ	20	0	3	3	20
STL	20	0	3	3	20
TB	48	1	6	7	45
TOR	45	0	9	9	44
VAN	14	0	1	1	11
VGK	3	0	0	0	2
WSH	37	0	7	7	51
WPG	41	0	8	8	34

Playoffs vs. the NHL

	GP	G	A	P	PIM
BOS	4	0	0	0	6
CAR	4	0	0	0	2
CBJ	10	1	4	5	2
DET	13	0	0	0	14
MTL	7	0	2	2	2
NYI	10	1	1	2	6
NYR	13	0	2	2	8
OTT	20	0	1	1	22
PHI	20	0	2	2	18
PIT	16	0	0	0	17
TB	14	0	3	3	21
TOR	6	0	2	2	2
VGK	5	1	1	2	4
WSH	7	0	3	3	8

CAREER STATISTICS

Regular Season														Playoffs				
Year	Team	League	GP	G	A	Pts	PIM	+/-	PP	SH	GW	S	GP	G	A	Pts	PIM	
1998-99	Boston College	Hockey East	41	1	10	11	96	-	-	-	-	-	-	-	-	-	-	
1999-00	Boston College	Hockey East	38	1	9	10	102	-	-	-	-	-	-	-	-	-	-	
	United States	WJC	7	1	1	2	6	3	0	0	0	5	-	-	-	-	-	
2000-01	Boston College	Hockey East	40	0	20	20	124	-	-	-	-	-	-	-	-	-	-	
2001-02	Wilkes-Barre	AHL	78	2	18	20	99	2	1	0	0	72	-	-	-	-	-	
2002-03	Pittsburgh	NHL	6	0	0	0	2	-5	0	0	0	2	-	-	-	-	-	
	Wilkes-Barre	AHL	71	4	14	18	105	5	0	0	1	79	6	0	0	0	14	
2003-04	Pittsburgh	NHL	79	1	9	10	127	-36	0	0	0	56	-	-	-	-	-	
	Wilkes-Barre	AHL	3	0	0	0	2	1	0	0	0	6	24	0	4	4	53	
2005-06	Pittsburgh	NHL	64	2	7	9	124	-3	0	0	0	32	-	-	-	-	-	
	United States	WC	7	0	0	0	10	0	0	0	0	3	-	-	-	-	-	
2006-07	Pittsburgh	NHL	70	0	6	6	82	4	0	0	0	59	5	0	0	0	8	
2007-08	Pittsburgh	NHL	78	1	10	11	57	11	0	0	0	50	20	0	2	2	18	
2008-09	Pittsburgh	NHL	79	2	17	19	73	10	1	0	0	39	24	0	4	4	22	
2009-10	Pittsburgh	NHL	73	2	23	25	64	6	0	0	0	61	13	0	2	2	12	
	United States	Olympics	6	0	0	0	0	2	0	0	0	2	-	-	-	-	-	
2010-11	Pittsburgh	NHL	63	1	12	13	66	12	0	0	0	56	7	0	3	3	14	
2011-12	Pittsburgh	NHL	73	2	16	18	61	19	0	0	0	44	6	0	0	0	4	
2012-13	Pittsburgh	NHL	46	0	8	8	32	17	0	0	0	32	12	1	1	2	10	
2013-14	Pittsburgh	NHL	72	2	11	13	46	-3	0	0	0	50	5	1	1	2	0	
	United States	Olympics	6	0	0	0	2	2	0	0	0	3	-	-	-	-	-	
2014-15	CAPITALS	NHL	78	0	19	19	66	5	0	0	0	66	14	0	2	2	8	
2015-16	CAPITALS	NHL	41	3	7	10	24	11	0	0	1	31	6	0	0	0	10	
2016-17	CAPITALS	NHL	79	0	14	14	48	32	0	0	0	93	13	0	2	2	11	
2017-18	CAPITALS	NHL	81	0	10	68	68	-9	0	0	0	54	24	1	4	5	15	
2018-19	CAPITALS	NHL	53	2	7	9	32	8	0	0	0	43	-	-	-	-	-	
NHL TOTALS			1,035	18	176	194	972	79	1	0	1	768	149	3	21	24	132	
CAPITALS TOTALS			279	5	57	62	238	47	0	0	1	287	57	1	8	9	44	

Eastern Conference Young Guns (2004)

2018-19

Recorded an assist, at CAR (3/28) ... Recorded an assist, at NYR (3/3) ... Recorded an assist, vs. OTT (2/26) ... Recorded an assist, vs. NYR (2/24) ... Recorded an assist, vs. CGY (2/1) ... Scored a goal, at CHI (1/20) ... Played in 1,000th career game, vs. STL (1/14) ... Recorded an assist, at DAL (1/4) ... Co-led team in shots, at NJD (10/11) ... Started season on two-game point streak (1g, 1a) ... Scored a goal, at PIT (10/4) ... Led team in hits, at PIT (10/4)

Playoff Career

Ranks fourth among active NHL defenseman in career playoff games played (125) ... Won Stanley Cup in 2009 with Pittsburgh. **2018**: Scored a goal in Game 2 of the SCF at VGK (5/30). **2017**: Recorded two points (0g, 2a) in 13 playoff games ... Ranked third on the team in blocked shots (22) ... Ranked fifth on the team in hits (40) **2016**: Ranked fourth on the team in blocked shots during the playoffs (17). **2015**: Ranked fifth in the NHL in playoff hits (74) ... Led all skaters with nine hits in Game 1 of the ECQF vs. NYI (4/15) ... Tallied seven hits in Game 2 vs. NYI (4/17) ... Led Washington in hits (6) in Game 3 at NYI (4/19) ... Was (+2) and blocked four shots in Game 4 at NYI (4/21) ... Led WSH with six hits in Game 5 vs. NYI (4/23) ... Tallied four hits in 19:09 of ice time in Game 6 at NYI (4/25) ... Earned an assist in Game 7 vs. NYI (4/27) ... Played in his 100th NHL playoff game in Game 1 of the ECSF at NYR (4/30) ... Recorded an assist in Game 2 of the ECSF at NYR (5/2) ... Led WSH in hits (6) and blocked shots (6) in Game 4 vs. NYR (5/6) ... Registered 9 hits in Game 6 vs. NYR (5/10). **2014**: Scored 2nd career playoff goal in Game 3 at Columbus ... Missed eight playoff games due to injury. **2013**: Led team's defensemen with 37 hits and ranked 2nd (tied) overall with 26 blocked shots during the 2013 postseason ... Scored series-clinching overtime goal in Game 6 vs. NY Islanders; Tally was 1st career playoff goal ... Missed first three games vs. NY Islanders with lower-body injury ... Marked 1st time in career to miss a playoff game – ending streak of 75 straight postseason appearances. **2012**: Led team with 16 blocked shots in six playoff games. **2011**: Tallied three assists in seven playoff games. **2010**: Earned two assists in 13 playoff games. **2009**: Won Stanley Cup with the Pittsburgh Penguins ... Led NHL with 112 postseason hits (44 more than second place Brent Seabrook of Chicago, 68) while adding four assists and 22 penalty minutes in 24 games ... Was second in league with 51 blocked shots in playoffs. **2008**: Recorded his first career playoff point with an assist in Game 1 of semifinals against NY Rangers ... Earned two assists in 20 games as the Penguins fell in the Stanley Cup Final to the Detroit Red Wings. **2007**: Made NHL playoff debut.





T.J. OSHIE

OH-shee



Right Wing • Height: 6'0" • Weight: 196 • Shoots: Right
Born: December 23, 1986 (Everett, Washington)

Drafted: Blues' first-round choice, 24th overall, in the 2005 NHL Draft

Acquired: From St. Louis in exchange for Troy Brouwer, Pheonix Copley and a third-round pick in the 2016 NHL Draft, July 2, 2015

vs. the NHL

	GP	G	A	P	PIM
ANA	23	9	8	17	12
ARI	26	6	12	18	20
BOS	19	4	5	9	16
BUF	16	2	8	10	10
CGY	31	6	13	19	14
CAR	23	6	7	13	14
CHI	39	7	24	31	14
COL	29	7	19	26	21
CBJ	42	10	15	25	20
DAL	30	12	14	26	20
DET	36	9	9	18	20
EDM	30	7	19	26	12
FLA	19	2	4	6	10
LA	28	9	6	15	16
MIN	29	11	12	23	14
MTL	17	5	6	11	2
NSH	37	15	10	25	16
NJ	16	4	4	8	6
NYI	22	10	13	23	0
NYR	22	3	8	11	13
OTT	19	6	7	13	8
PHI	24	7	6	13	21
PIT	26	12	13	25	24
SJ	28	9	9	18	19
STL	5	1	4	5	0
TB	20	15	13	28	6
TOR	18	5	14	19	4
VAN	29	9	15	24	4
VGK	3	1	0	1	0
WSH	7	2	5	7	4
WPG	21	1	5	6	16

Playoffs vs. the NHL

	GP	G	A	P	PIM
CBJ	6	3	1	4	4
CHI	5	2	0	2	2
LA	10	2	3	5	8
MIN	6	1	1	2	0
PHI	6	1	3	4	9
PIT	19	8	7	15	15
SJ	5	0	3	3	0
TB	7	2	5	7	2
TOR	6	3	4	7	2
VAN	4	0	0	0	2
VGK	5	1	5	6	14

CAREER STATISTICS			Regular Season											Playoffs				
Year	Team	League	GP	G	A	Pts	PIM	+/-	PP	SH	GW	S	GP	G	A	Pts	PIM	
2004-05	Sioux Falls	USHL	11	3	2	5	6	-2	0	0	1	-	-	-	-	-	-	
2005-06	North Dakota	NCAA	44	24	21	45	33	-	-	-	-	-	-	-	-	-	-	
	United States	WJC	7	1	0	1	10	-	-	-	-	-	-	-	-	-	-	
2006-07	North Dakota	NCAA	43	17	35	52	30	-	-	-	-	-	-	-	-	-	-	
2007-08	North Dakota	NCAA	42	18	27	45	57	-	-	-	-	-	-	-	-	-	-	
2008-09	St. Louis	NHL	57	14	25	39	30	16	6	1	1	101	4	0	0	0	2	
	United States	WC	9	1	2	3	2	-	-	-	-	-	-	-	-	-	-	
2009-10	St. Louis	NHL	76	18	30	48	36	-1	1	1	3	158	-	-	-	-	-	
	United States	WC	6	4	2	6	2	-	-	-	-	-	-	-	-	-	-	
2010-11	St. Louis	NHL	49	12	22	34	15	10	3	1	3	103	-	-	-	-	-	
2011-12	St. Louis	NHL	80	19	35	54	50	15	3	1	3	188	9	0	3	3	6	
2012-13	St. Louis	NHL	30	7	13	20	15	-5	2	1	1	65	6	2	0	2	2	
	United States	WC	4	1	0	1	2	-	-	-	-	-	-	-	-	-	-	
2013-14	St. Louis	NHL	79	21	39	60	42	19	5	2	5	152	5	2	0	2	2	
	United States	Olympics	6	1	3	4	4	0	0	0	1	7	-	-	-	-	-	
2014-15	St. Louis	NHL	72	19	36	55	51	17	3	0	4	162	6	1	1	2	0	
2015-16	CAPITALS	NHL	80	26	25	51	34	16	11	0	5	185	12	6	4	10	11	
2016-17	CAPITALS	NHL	68	33	23	56	36	28	7	1	4	143	13	4	8	12	4	
	United States	World Cup	3	1	0	1	0	-2	0	0	0	4	-	-	-	-	-	
2017-18	CAPITALS	NHL	74	18	29	47	31	2	9	0	3	127	24	8	13	21	31	
2018-19	CAPITALS	NHL	69	25	29	54	36	5	6	1	4	143	-	-	-	-	-	
NHL TOTALS			734	212	306	518	376	122	56	9	36	1,527	79	23	29	52	58	
CAPITALS TOTALS			291	102	106	208	137	51	22	2	16	598	49	18	25	43	46	

2018-19

Reached the 25 goal mark for the third time in his career ... Recorded 300th career assist, at PIT (3/12) ... Scored two goals, at TB (3/30) ... Scored two goals, vs. OTT (2/26) ... Recorded an assist, vs. NYR (2/24) ... Recorded three points (2g, 1a), at SJ (2/14) ... Recorded two assists, vs. LA (2/11) ... Recorded an assist, vs. COL (2/7) ... Scored a goal, vs. VAN (2/5) ... Recorded two assists, at TOR (1/23) ... Scored a goal and recorded two assists, vs. SJ (1/22) ... Recorded two assists, at CHI (1/20) ... Played in 700th career game, at NSH (1/15) ... Scored a goal, at NSH (1/15) ... Recorded two assists, at BOS (1/10) ... Recorded 200th career goal, vs. PHI (1/8) ... Scored two goals, vs. PHI (1/8) ... Scored a goal, vs. CAR (12/27) ... Scored a goal, vs. DET (12/11) ... Scored a goal, at MIN (11/13) ... Scored game-winning goal, vs. PIT (11/7) ... Recorded two points (1g, 1a), at VAN (10/22) ... Co-led team in hits, vs. VGK (10/10) ... Started season on three-game point streak (4g, 2a) and three-game goal streak (4g)

Playoff Career

2018: Set career highs in playoff goals (8), assists (13) and points (21) ... Ranked fourth on the team in points during playoffs ... Recorded six multi-point games ... Tied for the team lead in power play goals (6) during playoffs. **2017:** Ranked second on team in points with 12 (4g, 8a) ... Ranked first in time on ice per game among Capitals forwards ... Ranked first on team in assists (8), setting a new playoff career high ... Scored two goals, including the game-winning goal, in Game 4 of the ECQF at TOR (4/19), his third career multi-goal playoff game ... Tallied two assists in Game 3 of the ECQF at TOR (4/17) ... Tied for second on the team in power-play points (4). **2016:** Recorded 10 points (6g, 4a) in 12 games during the postseason after registering nine points (5g, 4a) in his previous 30 playoff games ... Led the team in goals (6) and game-winning goals (2) during the postseason and ranked tied for third in power-play goals (2), fourth in points (10), fifth in power-play points (4) and tied for fifth in assists (4) ... Made his Capitals playoff debut in Game 1 of the ECQF vs. PHI (4/14) ... Earned his first Capitals playoff point with an assist in Game 2 of the ECQF vs. PHI (4/16) ... Earned two assists in Game 3 of the ECQF at PHI (4/18) ... Scored a goal in Game 4 of the ECQF at PHI (4/20) ... Earned a point in three straight games (4/16-4/20: 1g, 3a) ... Earned his first career playoff hat trick and scored the game-winning goal in overtime in Game 1 of the ECSF vs. PIT (4/28) ... Became the first player to record a postseason hat trick that included an overtime goal since Patrick Kane vs. LA on June 8, 2013 ... Is the third player in franchise postseason history to record a hat trick and score an overtime goal in the same game, joining Dino Ciccarelli on April 5, 1990 at New Jersey and Nicklas Backstrom on April 17, 2010 against Montreal ... His goal in overtime marked his first career playoff game-winning goal and overtime goal ... The game also marked his second career multi-goal playoff game (May 6, 2013 at LA: 2g) ... Earned two points (1g, 1a), including the game-winning goal, in Game 5 of the ECSF vs. PIT (5/7) ... Scored a power-play goal in Game 6 of the ECSF at PIT (5/10). **2015:** Earned two points (1g, 1a) in six playoff games. **2014:** Ranked second on the club with two goals in five playoff games. **2013:** Posted a postseason career high with two goals in Game Four on May 6 at Los Angeles ... Tied for the club lead with two goals in six appearances. **2012:** Recorded three points (3a) in nine games including his first career playoff points on Apr. 14 vs. San Jose. **2009:** Made his postseason debut on April 15 at Vancouver.





JONAS SIEGENTHALER

34

Defenseman • Height: 6'3" • Weight: 206 • Shoots: Left
 Born: May 6, 1997 (Zurich, Switzerland)
 Drafted: Capitals' second-round choice, 57th overall, in the 2015 NHL Draft

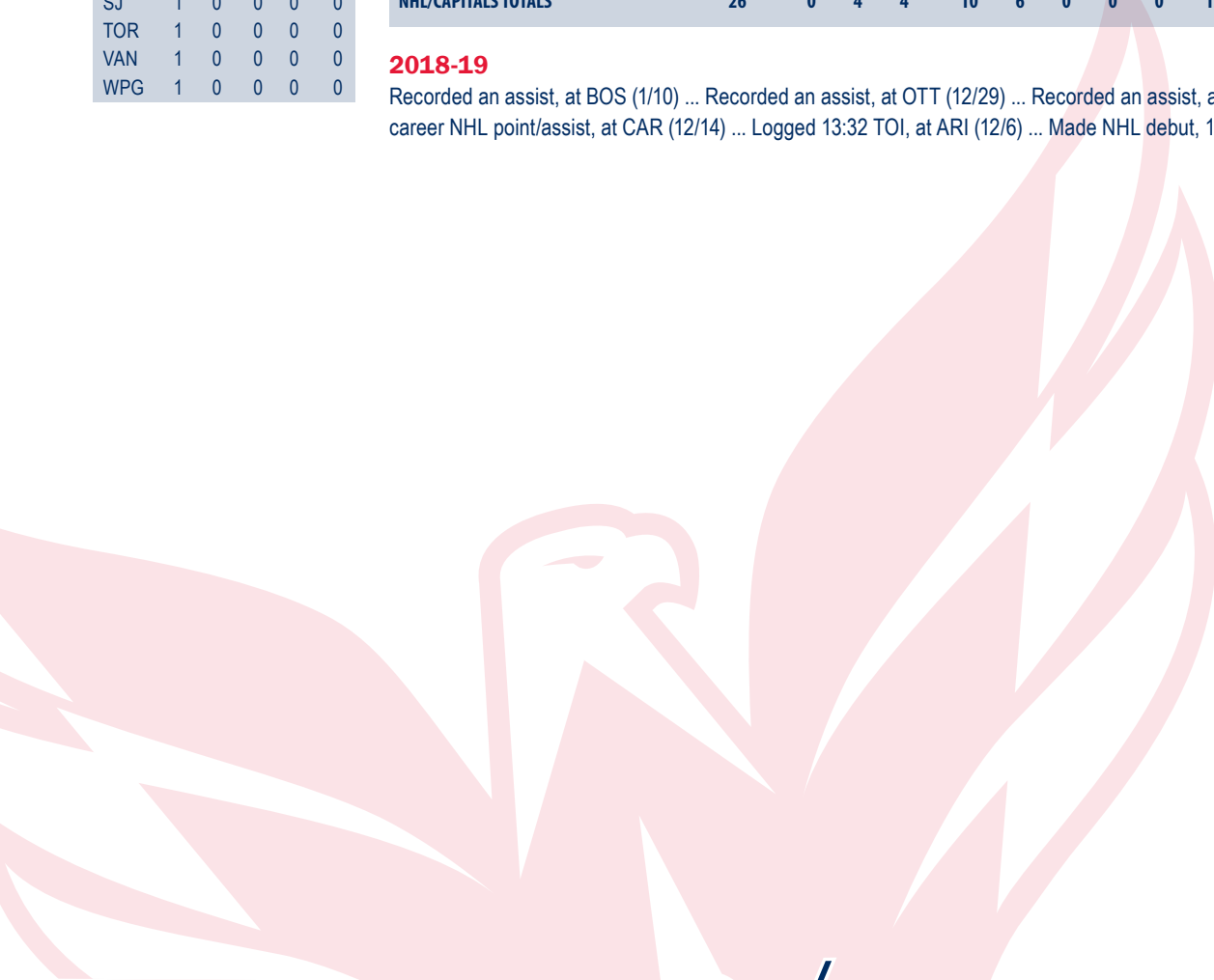
vs. the NHL

	GP	G	A	P	PIM
ARI	1	0	0	0	0
BOS	2	0	1	1	2
BUF	2	0	0	0	2
CGY	1	0	0	0	0
CAR	2	0	1	1	0
CBJ	3	0	0	0	2
DAL	1	0	0	0	0
DET	1	0	0	0	2
NSH	2	0	0	0	0
NYI	2	0	0	0	0
NYR	1	0	0	0	0
OTT	2	0	2	2	0
PHI	1	0	0	0	0
PIT	1	0	0	0	2
SJ	1	0	0	0	0
TOR	1	0	0	0	0
VAN	1	0	0	0	0
WPG	1	0	0	0	0

CAREER STATISTICS			Regular Season										Playoffs				
Year	Team	League	GP	G	A	Pts	PIM	+/-	PP	SH	GW	S	GP	G	A	Pts	PIM
2013-14	Zurich	Swiss	6	0	0	0	2	-	-	-	-	-	-	-	-	-	-
	GCK Zurich	Swiss-2	40	2	6	8	24	-	-	-	-	-	-	-	-	-	-
2014-15	Zurich	Swiss	41	0	3	3	39	4	-	-	-	-	18	0	2	2	4
	GCK Zurich	Swiss-2	10	1	7	8	10	-	-	-	-	-	-	-	-	-	-
2015-16	Switzerland	WJC	6	0	1	1	8	-	-	-	-	-	-	-	-	-	-
	Hershey	AHL	6	0	1	1	8	-4	0	0	0	4	-	-	-	-	-
	Zurich	Swiss	40	3	5	8	28	16	-	-	-	-	4	0	0	0	2
2016-17	Switzerland	WJC	6	0	1	1	6	-4	-	-	-	-	-	-	-	-	-
	ZSC	NLA	28	1	6	7	16	1	-	-	-	-	6	0	0	0	8
	Hershey	AHL	7	0	0	0	2	2	0	0	0	10	5	0	0	0	2
	Switzerland U20	WJC-20	5	1	5	6	2	-1	-	-	-	-	-	-	-	-	-
2017-18	Switzerland U20	International-Jr10	1	7	8	8	8	-	-	-	-	-	-	-	-	-	-
	Hershey	AHL	75	6	6	12	61	-20	0	1	0	85	-	-	-	-	-
2018-19	CAPITALS	NHL	26	0	4	4	10	6	0	0	0	12	-	-	-	-	-
NHL/CAPITALS TOTALS			26	0	4	4	10	6	0	0	0	12	-	-	-	-	-

2018-19

Recorded an assist, at BOS (1/10) ... Recorded an assist, at OTT (12/29) ... Recorded an assist, at OTT (12/22) ... Recorded first career NHL point/assist, at CAR (12/14) ... Logged 13:32 TOI, at ARI (12/6) ... Made NHL debut, 11/9 vs. CBJ





CHANDLER STEPHENSON

18

Center • Height: 6'0" • Weight: 206 • Shoots: Left
 Born: April 22, 1994 (Saskatoon, Saskatchewan)
 Drafted: Capitals' third-round choice, 77th overall, in the 2012 NHL Draft

vs. the NHL					
	GP	G	A	P	PIM
ANA	4	1	1	2	0
ARI	4	0	0	0	0
BOS	5	0	2	2	2
BUF	6	1	0	1	0
CGY	5	0	0	0	0
CAR	7	1	1	2	0
CHI	4	0	0	0	0
COL	4	0	2	2	2
CBJ	8	0	1	1	0
DAL	4	0	0	0	0
DET	6	0	0	0	0
EDM	5	0	0	0	0
FLA	6	0	0	0	0
LA	3	0	0	0	0
MIN	4	0	0	0	0
MTL	4	0	1	1	0
NSH	3	1	1	2	0
NJ	7	0	1	1	0
NYI	6	0	3	3	0
NYR	6	0	1	1	0
OTT	5	0	0	0	0
PHI	5	3	0	3	0
PIT	6	1	0	1	6
SJ	3	0	1	1	0
STL	3	0	0	0	0
TB	5	0	1	1	0
TOR	5	1	1	2	0
VAN	4	1	0	1	0
VGK	4	1	0	1	0
WPG	3	0	1	1	0

Playoffs vs. the NHL					
	GP	G	A	P	PIM
CBJ	6	1	3	4	4
PIT	6	1	0	1	2
TB	7	0	2	2	0
VGK	5	0	0	0	0

CAREER STATISTICS																	
Regular Season													Playoffs				
Year	Team	League	GP	G	A	Pts	PIM	+/-	PP	SH	GW	S	GP	G	A	Pts	PIM
2008-09	Saskatoon	SMHL	9	2	1	3	2	-	-	-	-	-	-	-	-	-	-
2009-10	Saskatoon	SMHL	42	17	37	54	34	-	-	-	-	-	11	5	14	19	4
2010-11	Regina	WHL	60	7	12	19	6	6	-	-	-	-	-	-	-	-	-
	Canada W. U17	WHC-17	5	4	2	6	8	-	-	-	-	-	-	-	-	-	-
2011-12	Regina	WHL	55	22	20	42	24	-1	-	-	-	-	5	1	3	4	0
2012-13	Regina	WHL	46	14	31	45	37	-1	-	-	-	-	-	-	-	-	-
2013-14	Hershey	AHL	2	1	0	1	0	2	0	0	0	1	-	-	-	-	-
	Regina	WHL	69	30	59	89	65	27	-	-	-	-	4	0	4	4	0
2014-15	Hershey	AHL	54	7	7	14	10	2	0	2	2	34	10	1	4	5	2
2015-16	CAPITALS	NHL	9	0	0	0	2	-3	0	0	0	2	-	-	-	-	-
	Hershey	AHL	46	7	21	28	26	-3	2	1	2	56	17	1	5	6	2
2016-17	CAPITALS	NHL	4	0	0	0	0	0	0	0	0	3	-	-	-	-	-
	Hershey	AHL	72	10	28	38	42	9	3	0	1	65	9	3	2	5	6
2017-18	CAPITALS	NHL	67	6	12	18	8	13	0	0	0	36	24	2	5	7	8
2018-19	CAPITALS	NHL	64	5	6	11	0	-13	0	1	0	36	-	-	-	-	-
NHL/CAPITALS TOTALS			144	11	18	29	10	-3	0	1	0	77	24	2	5	7	8

2018-19

Recorded an assist, vs. SJ (1/22) ... Scored a goal, vs. NSH (12/31) ... Scored a goal, vs. CAR (12/27) ... Scored a shorthanded goal, vs. BUF (12/21) ... Recorded a goal and an assist, vs. ANA (12/2) ... Recorded an assist, at COL (11/16) ... Recorded an assist, at MTL (11/1) ... Scored goal 18 seconds into game, vs. TOR (10/13), the fastest goal scored by a Capital this season ... Recorded assist, vs. BOS (10/3)

Playoff Career

2018: Recorded seven points (2g, 5a) in 24 playoff games ... Became first Capitals rookie to register two-straight multi-point games in the playoffs (4/21-4/23) ... Scored a shorthanded goal and earned an assist in Game 6 of the ECQF at CLB (4/23), becoming the first Capitals rookie to record a postseason shorthanded goal ... Registered two assists in Game 5 of the ECQF vs. CLB (4/21), marking his first career postseason points.





JAKUB VRANA

vuh-RA-nuh

13

Left Wing • Height: 6'0" • Weight: 199 • Shoots: Left
 Born: February 28, 1996 (Prague, Czech Republic)
 Drafted: Capitals' first-round choice, 13th overall, in the 2014 NHL Draft

vs. the NHL

	GP	G	A	P	PIM
ANA	5	0	2	2	0
ARI	4	1	1	2	0
BOS	7	2	0	2	4
BUF	7	2	1	3	2
CGY	4	2	2	4	0
CAR	9	1	1	2	0
CHI	3	0	2	2	0
COL	3	1	1	2	0
CBJ	7	0	2	2	2
DAL	5	0	0	0	2
DET	6	0	1	1	0
EDM	4	1	0	1	0
FLA	6	2	1	3	4
LA	5	3	1	4	0
MIN	5	0	1	1	0
MTL	7	0	3	3	0
NSH	4	1	2	3	2
NJ	9	2	1	3	6
NYI	11	2	4	6	0
NYR	8	1	2	3	2
OTT	6	3	4	7	0
PHI	9	4	3	7	0
PIT	7	4	0	4	6
SJ	5	2	3	5	0
STL	4	0	0	0	2
TB	8	0	0	0	5
TOR	6	2	0	2	2
VAN	5	1	2	3	2
VGK	4	2	0	2	0
WPG	3	1	0	1	0

Playoffs vs. the NHL

	GP	G	A	P	PIM
CBJ	5	0	1	1	2
PIT	6	2	2	4	0
TB	7	0	1	1	0
VGK	5	1	1	2	0

CAREER STATISTICS			Regular Season											Playoffs				
Year	Team	League	GP	G	A	Pts	PIM	+/-	PP	SH	GW	S	GP	G	A	Pts	PIM	
2011-12	Czech Republic	WJC-18	6	4	4	8	4	1	0	0	2	17	-	-	-	-	-	
2012-13	Linköping	SHL	5	0	0	0	0	-2	-	-	-	-	-	-	-	-	-	
	Czech Republic	WJC	6	0	1	1	2	+1	0	0	0	8	-	-	-	-	-	
	Czech Republic	WJC-18	5	2	0	2	2	-4	0	0	0	21	-	-	-	-	-	
2013-14	Linköping	SHL	24	2	1	3	2	-3	-	-	-	-	12	1	1	2	4	
	Czech Republic	WJC	5	1	1	2	2	-1	1	0	0	7	-	-	-	-	-	
	Czech Republic	WJC-18	7	8	2	10	4	3	1	0	2	30	-	-	-	-	-	
2014-15	Linköping	SHL	44	12	12	24	12	3	-	-	-	-	11	4	1	5	2	
	Hershey	AHL	3	0	5	5	0	2	0	0	0	7	10	2	4	6	2	
	Czech Republic	WJC	5	2	1	3	2	2	-	-	-	-	-	-	-	-	-	
2015-16	Hershey	AHL	36	16	18	34	20	7	5	0	1	101	21	8	6	14	2	
2016-17	CAPITALS	NHL	21	3	3	6	2	2	3	0	2	32	-	-	-	-	-	
	Hershey	AHL	49	19	17	36	28	12	4	0	4	106	7	0	0	0	4	
2017-18	CAPITALS	NHL	73	13	14	27	12	2	1	0	2	133	23	3	5	8	2	
2018-19	CAPITALS	NHL	82	24	23	47	27	20	1	0	4	161	-	-	-	-	-	
NHL/CAPITALS TOTALS			176	40	40	80	41	24	5	0	8	326	23	3	5	8	2	

World Junior Championship U18 Bronze Medal (2008)

2018-19

Set career high in games (82), goals (24), assists (23) and points (47) ... Scored a goal, at FLA (4/1) ... Scored a goal, at CAR (3/28) ... Scored two goals, at PIT (3/12) ... Recorded an assist, vs. OTT (2/26) ... Recorded an assist, vs. NYR (2/24) ... Recorded an assist, at LA (2/18) ... Recorded an assist, at ANA (2/17) ... Recorded a goal and an assist, at SJ (2/14) ... Scored a goal, vs. LA (2/11) ... Recorded a goal and an assist, vs. VAN (2/5) ... Recorded an assist, vs. CGY (2/1) ... Recorded two assists, vs. SJ (1/22) ... Scored a goal, at BOS (1/10) ... Recorded first career three point game (2g, 1a), vs. PHI (1/8) ... Scored a goal, vs. NSH (12/31) ... Scored a goal, at OTT (12/22) ... Recorded a goal, vs. BUF (12/15) ... Recorded an assist, at CBJ (12/8) ... Scored a goal, at ARI (12/6) ... Scored two goals, at VGK (12/4), marking his second career two-goal game ... Recorded two points (1g, 1a), at NYR (11/24) ... Recorded two assists and led team in points, at CHI (11/21) ... Scored a goal, at WPG (11/13)

Playoff Career

2018: Registered eight points (3g, 5a) in 23 playoff games ... Scored a goal in Game 5 of the SCF at VGK (6/7) ... Recorded three points (1g, 2a) in Game 5 of the ECSF vs. PIT (5/5), including the game-winning goal ... Scored his first career NHL playoff goal in Game 2 of the ECSF vs. PIT (4/29) ... Earned an assist in Game 1 of the ECQF vs. CLB (4/12), marking his first career postseason point.



TOM WILSON

43

Right Wing • Height: 6'4" • Weight: 220 • Shoots: Right

Born: March 29, 1994 (Toronto, Ontario)

Drafted: Capitals first-round choice, 16th overall, in the 2012 NHL Draft

vs. the NHL

	GP	G	A	P	PIM
ANA	11	2	1	3	27
ARI	10	1	3	4	15
BOS	15	2	4	6	27
BUF	18	1	2	3	27
CGY	10	1	3	4	12
CAR	25	1	2	3	25
CHI	12	5	4	9	24
COL	12	0	5	5	38
CBJ	23	3	3	6	64
DAL	11	0	0	0	23
DET	17	2	2	4	10
EDM	9	1	3	4	15
FLA	16	0	1	1	30
LA	12	0	2	2	21
MIN	12	3	3	6	43
MTL	15	3	6	9	29
NSH	12	2	1	3	42
NJ	22	3	5	8	57
NYI	25	3	6	9	57
NYR	22	3	2	5	29
OTT	17	4	5	9	34
PHI	25	5	3	8	82
PIT	22	2	2	4	52
SJ	10	1	5	6	15
STL	12	0	2	2	23
TB	17	0	6	6	42
TOR	17	4	2	6	35
VAN	10	4	1	5	23
VGK	3	0	0	0	0
WPG	12	1	3	4	13

Playoffs vs. the NHL

	GP	G	A	P	PIM
CBJ	6	2	1	3	10
NYI	6	0	0	0	9
NYR	10	0	1	1	16
PHI	6	0	0	0	9
PIT	16	0	5	5	30
TB	7	1	4	5	9
TOR	6	3	0	3	12
VGK	5	2	1	3	8

CAREER STATISTICS

		Regular Season											Playoffs				
Year	Team	League	GP	G	A	Pts	PIM	+/-	PP	SH	GW	S	GP	G	A	Pts	PIM
2009-10	Toronto	GTHL	73	52	63	115	148	-	-	-	-	-	-	-	-	-	-
2010-11	Plymouth	OHL	28	3	3	6	71	0	-	-	-	-	-	-	-	-	-
	Can. Ontario U17	WHC-17	4	0	1	1	6	-	-	-	-	-	-	-	-	-	-
2011-12	Plymouth	OHL	49	9	18	27	141	17	-	-	-	-	13	7	6	13	39
2012-13	CAPITALS	NHL	-	-	-	-	-	-	-	-	-	-	3	0	0	0	0
	Plymouth	OHL	48	23	35	58	104	36	-	-	-	-	12	9	8	17	41
	Hershey	AHL	-	-	-	-	-	-	-	-	-	-	3	1	0	1	6
2013-14	CAPITALS	NHL	82	3	7	10	151	1	1	0	0	63	-	-	-	-	-
2014-15	CAPITALS	NHL	67	4	13	17	172	-1	0	0	0	79	13	0	1	1	25
	Hershey	AHL	2	0	0	0	0	-1	0	0	0	5	-	-	-	-	-
2015-16	CAPITALS	NHL	82	7	16	23	163	3	0	0	1	99	12	0	1	1	13
2016-17	CAPITALS	NHL	82	7	12	19	133	9	0	0	0	95	13	3	0	3	34
2017-18	CAPITALS	NHL	78	14	21	35	187	10	0	1	1	123	21	5	10	15	31
2018-19	CAPITALS	NHL	63	22	18	40	128	11	3	2	2	130	-	-	-	-	-
NHL/CAPITALS TOTALS			454	57	87	144	934	33	4	3	2	589	62	8	12	20	103

2018-19

Set a career high for goals (22) and points (40) ... Recorded an assist, vs. CAR (3/26) ... Recorded an assist, vs. WPG (3/10) ... Scored a goal, at PHI (3/7) ... Recorded a goal and an assist, vs. OTT (2/26) ... Scored a goal, vs. NYR (2/24) ... Recorded a shorthanded goal, at TOR (2/21) ... Recorded a goal and an assist, at SJ (2/14) ... Recorded an assist, vs. VAN (2/5) ... Scored a goal, vs. CGY (2/1) ... Scored a goal, vs. PHI (1/8) ... Scored a goal, at DET (1/6) ... Scored a goal and recorded an assist, at OTT (12/29) ... Scored a goal, vs. BUF (12/21) ... Recorded an assist, vs. PIT (12/19) ... Scored a goal, at CAR (12/14) ... Recorded six-game goal streak and eight-game point streak (11/21-12/2, 11/16-12/2) ... Recorded three-point game (2g, 1a), at NYI (11/26) ... Recorded career high 24:24 minutes of ice time, at COL (11/16) ... Recorded two assists, at COL (11/16) ... Scored a goal, at MIN (11/13)

Playoff Career

2018: Set career highs in playoff goals (5), assists (10) and points (15) ... Recorded four multi-point games. **2017:** Ranked tied for fourth on the team in goals (3), setting a postseason career-high ... Tied a career high with 13 postseason games played in 2017 ... Ranked first on the team in penalty minutes (34) ... Scored his first career game-winning goal in overtime in Game 1 of the ECQF vs. TOR (4/13) ... Scored two goals in Game 4 of the ECQF at TOR (4/19), marking his first career multi-point playoff game. **2016:** Earned an assist vs. NJ (10/10) ... Ranked second on the team in playoff hits (40) ... Earned an assist in Game 5 of the ECSF at PIT (5/4). **2015:** Tallied seven hits in Game 2 of the ECQF vs. NYI (4/17) ... Registered five hits in Game 3 at NYI (4/19) ... Recorded five hits in Game 4 at NYI (4/21) ... Earned his first career NHL playoff point with an assist in Game 5 of the ECSF at NYR (5/8). **2013:** Made NHL debut in Game 5 of ECQF vs. NYR ... Became first WSH teenager (19) to make NHL debut in the playoffs ... Recorded four hits in 6:24 in Game 5 vs. NYR ... Skated a career-high 9:02 vs. NYR in Game 7 ... Made professional debut with Hershey (AHL) in Game 3 of the AHL ECQF vs. Providence (5/4) ... Scored his first career AHL goal in Game 4 of the AHL ECQF (5/5) ... Recorded one goal and six penalty minutes in three playoff games.



Boston Bruins

2018-19 WASHINGTON CAPITALS VS. BOSTON BRUINS

CAPITALS WON SEASON SERIES, 3-0-0 • BOSTON 1-2-0

WASHINGTON	BRUINS	CAPITALS	ATTEND	GOALTENDERS	W. GOAL
OCT 3, 2018	0	7	18,506	BRADEN HOLTBY / TUUKKA RASK	T.J. OSHIE
FEB 3, 2019	1	0	18,506	TUUKKA RASK / BRADEN HOLTBY	DAVID KREJCI

BOSTON	BRUINS	CAPITALS	ATTEND	GOALTENDERS	W. GOAL
JAN 10, 2019	2	4	17,565	BRADEN HOLTBY / JAROSLAV HALAK	NICKLAS BACKSTROM

CAPITALS													BRUINS												
GP	G	A	P	+/-	PIM	PPG	SH	GW	EN	S	%	GP	G	A	P	+/-	PIM	PPG	SH	GW	EN	S	%		
ALEX OVECHKIN	3	3	1	4	2	0	1	0	0	1	13	23.1	DAVID KREJCI	3	2	0	2	0	0	1	0	1	0	3	66.7
NICKLAS BACKSTROM	3	1	3	4	3	0	0	0	1	0	2	50.0	MARCUS JOHANSSON	2	2	0	2	-1	0	0	0	0	0	6	33.3
T.J. OSHIE	3	1	3	4	3	2	0	0	1	0	9	11.1	TOREY KRUG	2	0	2	2	0	0	0	0	0	0	4	0.0
EVGENY KUZNETSOV	3	2	0	2	2	2	2	0	0	0	6	33.3	RYAN DONATO	2	1	0	1	1	0	0	0	0	0	8	12.5
JOHN CARLSON	3	1	1	2	4	0	1	0	0	0	6	16.7	JAKOB FORSBACKA KARLSSON	1	0	1	1	1	0	0	0	0	0	0	0.0
NICK JENSEN	3	0	2	2	0	4	0	0	0	0	1	0.0	GEMEL SMITH	1	0	1	1	1	0	0	0	0	0	0	0.0
JAKUB VRANA	3	1	0	1	3	2	0	0	0	0	4	25.0	DAVID BACKES	3	0	1	1	-1	2	0	0	0	0	1	0.0
LARS ELLER	2	1	0	1	0	7	0	0	0	0	5	20.0	DANTON HEINEN	2	0	1	1	1	0	0	0	0	0	1	0.0
NIC DOWD	3	1	0	1	0	0	0	0	0	0	4	25.0	DAVID PASTRNAK	3	0	1	1	-4	0	0	0	0	0	11	0.0
MATT NISKANEN	3	0	1	1	-1	0	0	0	0	0	4	0.0	CHARLIE COYLE	1	0	0	0	-2	0	0	0	0	0	1	0.0
CHANDLER STEPHENSON	2	0	1	1	0	0	0	0	0	0	2	0.0	CHRIS WAGNER	3	0	0	0	-2	0	0	0	0	0	6	0.0
DEVANTE SMITH-PELLY	3	0	1	1	0	0	0	0	0	0	2	0.0	JOAKIM NORDSTROM	2	0	0	0	-1	0	0	0	0	0	6	0.0
JONAS SIEGENTHALER	2	0	1	1	1	2	0	0	0	0	1	0.0	PETER CEHLARIK	1	0	0	0	0	0	0	0	0	0	2	0.0
TOM WILSON	2	0	1	1	2	0	0	0	0	0	4	0.0	BRANDON CARLO	3	0	0	0	-1	2	0	0	0	0	1	0.0
BROOKS ORPIK	3	0	1	1	2	0	0	0	0	0	0	0.0	JOHN MOORE	2	0	0	0	0	0	0	0	0	0	4	0.0
NATHAN WALKER	1	0	1	1	1	0	0	0	0	0	1	0.0	ZDENO CHARA	3	0	0	0	-3	0	0	0	0	0	9	0.0
MICHAL KEMPNY	2	0	0	0	3	2	0	0	0	0	2	0.0	PATRICE BERGERON	3	0	0	0	-5	4	0	0	0	0	11	0.0
DMITRY ORLOV	3	0	0	0	-1	0	0	0	0	0	3	0.0	MATT GRZELCYK	3	0	0	0	-2	0	0	0	0	0	6	0.0
BRETT CONNOLLY	3	0	0	0	-1	2	0	0	0	0	6	0.0	SEAN KURALY	3	0	0	0	-1	9	0	0	0	0	10	0.0
DMITRIJ JASKIN	1	0	0	0	-1	2	0	0	0	0	2	0.0	NOEL ACCIARI	3	0	0	0	-2	0	0	0	0	0	3	0.0
CHRISTIAN DJOOS	1	0	0	0	1	0	0	0	0	0	1	0.0	BRAD MARCHAND	3	0	0	0	-5	19	0	0	0	0	10	0.0
CARL HAGELIN	2	0	0	0	0	2	0	0	0	0	4	0.0	CHARLIE MCAVOY	2	0	0	0	-1	2	0	0	0	0	0	0.0
ANDRE BURAKOVSKY	2	0	0	0	1	0	0	0	0	0	2	0.0	JAKE DEBRUSK	3	0	0	0	1	0	0	0	0	0	7	0.0
TRAVIS BOYD	2	0	0	0	0	0	0	0	0	0	3	0.0	TRENT FREDERIC	1	0	0	0	0	0	0	0	0	0	1	0.0
MADISON BOWEY	1	0	0	0	1	7	0	0	0	0	1	0.0	KEVAN MILLER	3	0	0	0	-2	4	0	0	0	0	1	0.0

GOALTENDERS											GOALTENDERS										
GP	MIN	GA	GAA	SO	W	L	OT	SA	SV%	GP	MIN	GA	GAA	SO	W	L	OT	SA	SV%		
BRADEN HOLTBY	3	178	3	1.01	1	2	1	0	105	.971	TUUKKA RASK	2	87	5	3.43	1	1	1	0	43	.884
											JAROSLAV HALAK	2	91	5	3.30	0	0	1	0	39	.872

POWER PLAY: 4 - 11 (36%)
 PENALTY KILLING: 1 - 10 (90%)

POWER PLAY: 1 - 10 (10%)
 PENALTY KILLING: 4 - 11 (63.6%)



Calgary Flames

2018-19 WASHINGTON CAPITALS VS. CALGARY FLAMES

CAPITALS WON SEASON SERIES, 2-0-0 • CALGARY 0-1-1

WASHINGTON **FLAMES** **CAPITALS** **ATTEND** **GOALTENDERS** **W. GOAL**
FEB 1, 2019 **3** **4** **18,506** **BRADEN HOLTBY / MIKE SMITH** **EVGENY KUZNETSOV**

CALGARY **FLAMES** **CAPITALS** **ATTEND** **GOALTENDERS** **W. GOAL**
OCT 27, 2018 **3** **4** **17,832** **PHEONIX COPLEY / MIKE SMITH** **NICKLAS BACKSTROM (SO)**

CAPITALS														FLAMES													
	GP	G	A	P	+/-	PIM	PP	SH	GW	EN	S	%		GP	G	A	P	+/-	PIM	PP	SH	GW	EN	S	%		
EVGENY KUZNETSOV	2	1	3	4	0	4	1	0	1	0	8	12.5	JOHNNY GAUDREAU	2	0	3	3	2	0	0	0	0	0	4	0.0		
JAKUB VRANA	2	1	1	2	1	0	0	0	0	0	3	33.3	ELIAS LINDHOLM	2	2	0	2	2	0	1	0	0	0	4	50.0		
DMITRIJ JASKIN	2	1	1	2	2	0	0	0	0	0	4	25.0	MARK GIORDANO	2	0	2	2	2	4	0	0	0	0	9	0.0		
T.J. OSHIE	2	1	1	2	-2	0	1	0	0	0	7	14.3	TJ BRODIE	2	0	2	2	1	0	0	0	0	0	3	0.0		
MATT NISKANEN	2	1	0	1	0	0	0	0	0	0	4	25.0	OSCAR FANTENBERG	2	1	0	1	-2	0	0	0	0	0	7	14.3		
NIC DOWD	2	1	0	1	1	0	0	0	0	0	1	100.0	MIKAEL BACKLUND	2	1	0	1	-1	2	0	0	0	0	3	33.3		
TOM WILSON	1	1	0	1	0	0	0	0	0	0	6	16.7	MATTHEW TKACHUK	2	1	0	1	0	5	0	0	0	0	6	16.7		
NICK JENSEN	2	0	1	1	2	0	0	0	0	0	1	0.0	GARNET HATHAWAY	2	1	0	1	0	2	0	0	0	0	1	100.0		
MICHAL KEMPNY	2	0	1	1	0	2	0	0	0	0	6	0.0	TRAVIS HAMONIC	2	1	0	1	0	0	0	0	0	0	2	50.0		
ALEX OVECHKIN	1	0	1	1	0	0	0	0	0	0	2	0.0	RASMUS ANDERSSON	2	0	1	1	-1	0	0	0	0	0	2	0.0		
BRETT CONNOLLY	2	0	1	1	2	2	0	0	0	0	4	0.0	DEREK RYAN	2	0	1	1	0	2	0	0	0	0	1	0.0		
NICKLAS BACKSTROM	2	0	1	1	-2	4	0	0	0	0	4	0.0	SEAN MONAHAN	2	0	1	1	2	0	0	0	0	0	7	0.0		
LARS ELLER	2	0	1	1	0	0	0	0	0	0	7	0.0	JUUSO VALIMAKI	1	0	0	0	-1	0	0	0	0	0	0	0.0		
BROOKS ORPIK	2	0	1	1	1	5	0	0	0	0	1	0.0	JAMES NEAL	2	0	0	0	-1	2	0	0	0	0	6	0.0		
JOHN CARLSON	2	0	1	1	-1	0	0	0	0	0	3	0.0	AUSTIN CZARNIK	1	0	0	0	-1	0	0	0	0	0	1	0.0		
DMITRY ORLOV	2	0	0	0	-1	2	0	0	0	0	2	0.0	DILLON DUBE	1	0	0	0	0	0	0	0	0	0	1	0.0		
CHANDLER STEPHENSON	2	0	0	0	-2	0	0	0	0	0	1	0.0	NOAH HANIFIN	2	0	0	0	0	0	0	0	0	0	3	0.0		
DEVANTE SMITH-PELLY	2	0	0	0	0	0	0	0	0	0	2	0.0	OLIVER KYLINGTON	1	0	0	0	-1	0	0	0	0	0	1	0.0		
JONAS SIEGENTHALER	1	0	0	0	0	0	0	0	0	0	0	0.0	MICHAEL FROLIK	2	0	0	0	0	0	0	0	0	0	3	0.0		
CARL HAGELIN	1	0	0	0	1	0	0	0	0	0	1	0.0	MARK JANKOWSKI	1	0	0	0	-1	0	0	0	0	0	1	0.0		
ANDRE BURAKOVSKY	2	0	0	0	0	0	0	0	0	0	2	0.0	ANDREW MANGIAPANE	1	0	0	0	0	0	0	0	0	0	0	0.0		
MADISON BOWEY	1	0	0	0	1	0	0	0	0	0	0	0.0	SAM BENNETT	2	0	0	0	-1	0	0	0	0	0	2	0.0		

GOALTENDER												GOALTENDER											
	GP	MIN	GA	GAA	SO	W	L	OT	SA	SV%		GP	MIN	GA	GAA	SO	W	L	OT	SA	SV%		
BRADEN HOLTBY	1	60	3	3.00	0	1	0	0	30	.900	MIKE SMITH	2	123	7	3.41	0	0	1	1	67	.896		
PHEONIX COPLEY	1	65	3	2.77	0	1	0	0	30	.900													

POWER PLAY: 2 - 7 (29%)

PENALTY KILLING: 1 - 6 (83.3%)

POWER PLAY: 1 - 6 (17%)

PENALTY KILLING: 2 - 7 (71.4%)



Carolina Hurricanes

2018-19 WASHINGTON CAPITALS VS. CAROLINA HURRICANES

CAPITALS WON SEASON SERIES 4-0-0 • MINNESOTA 0-3-1

WASHINGTON	HURRICANES	CAPITALS	ATTEND	GOALTENDERS	W. GOAL
DEC 27, 2018	1	3	18,506	BRADEN HOLTBY / PETR MRAZEK	T.J. OSHIE
MAR 26, 2019	1	4	18,506	BRADEN HOLTBY / PETR MRAZEK	ALEX OVECHKIN

CAROLINA	HURRICANES	CAPITALS	ATTEND	GOALTENDERS	W. GOAL
DEC 14, 2018	5	6	14,446	BRADEN HOLTBY / SCOTT DARLING	JAKUB VRANA
MAR 28, 2019	2	3	14,680	BRADEN HOLTBY / CURTIS MCELHINNEY	NIC DOWD

CAPITALS	GP	G	A	P	+/-	PIM	PPG	SH	GW	EN	S	%	HURRICANES	GP	G	A	P	+/-	PIM	PPG	SH	GW	EN	S	%
JOHN CARLSON	4	2	5	7	2	0	0	0	0	1	9	22.2	SEBASTIAN AHO	4	3	3	6	0	4	1	1	0	0	14	21.4
ALEX OVECHKIN	4	4	2	6	2	2	1	0	1	0	18	22.2	JUSTIN WILLIAMS	4	1	2	3	-2	2	1	0	0	0	8	12.5
EVGENY KUZNETSOV	4	0	5	5	2	0	0	0	0	0	10	0.0	TEUVO TERAVAINEN	4	1	2	3	1	0	1	0	0	0	7	14.3
NIC DOWD	3	1	3	4	4	0	0	0	1	0	3	33.3	NINO NIEDERREITER	3	1	1	2	-2	2	0	0	0	0	8	12.5
NICKLAS BACKSTROM	4	1	2	3	-2	2	0	0	0	1	8	12.5	JUSTIN FAULK	4	0	2	2	-4	0	0	0	0	0	7	0.0
NICK JENSEN	5	0	3	3	4	0	0	0	0	0	5	0.0	WARREN FOEGELE	3	1	0	1	0	2	0	0	0	0	3	33.3
T.J. OSHIE	3	2	0	2	2	4	1	0	1	0	8	25.0	DOUGIE HAMILTON	4	1	0	1	-2	2	0	0	0	0	10	10.0
TOM WILSON	4	1	1	2	0	2	0	0	0	0	8	12.5	JORDAN MARTINOOK	4	1	0	1	-5	2	0	0	0	0	6	16.7
BRETT CONNOLLY	4	1	0	1	0	2	0	0	0	0	6	16.7	BRETT PESCE	4	0	1	1	0	2	0	0	0	0	4	0.0
JAKUB VRANA	4	1	0	1	2	0	0	0	0	0	13	7.7	ANDREI SVECHNIKOV	4	0	1	1	-1	4	0	0	0	0	9	0.0
CHANDLER STEPHENSON	2	1	0	1	2	0	0	0	0	0	2	50.0	CALVIN DE HAAN	4	0	1	1	-5	0	0	0	0	0	1	0.0
TRAVIS BOYD	4	1	0	1	4	0	0	0	0	0	2	50.0	MICHEAL FERLAND	3	0	1	1	-4	0	0	0	0	0	8	0.0
DMITRY ORLOV	4	0	1	1	4	0	0	0	0	0	3	0.0	SAKU MAENALANEN	1	0	0	0	0	0	0	0	0	0	1	0.0
CHRISTIAN DJOOS	2	0	1	1	1	0	0	0	0	0	0	0.0	JORDAN STAAL	2	0	0	0	2	0	0	0	0	0	1	0.0
JONAS SIEGENTHALER	2	0	1	1	2	0	0	0	0	0	2	0.0	PHILLIP DI GIUSEPPE	1	0	0	0	-1	0	0	0	0	0	2	0.0
BROOKS ORPIK	2	0	1	1	3	2	0	0	0	0	1	0.0	BROCK MCGINN	4	0	0	0	-1	0	0	0	0	0	4	0.0
CARL HAGELIN	2	0	1	1	1	0	0	0	0	0	1	0.0	GREG MCKEGG	2	0	0	0	0	0	0	0	0	0	0	0.0
MATT NISKANEN	4	0	0	0	0	2	0	0	0	0	3	0.0	VICTOR RASK	3	0	0	0	-2	0	0	0	0	0	2	0.0
MICHAL KEMPNY	2	0	0	0	0	4	0	0	0	0	3	0.0	TREVOR VAN RIEMSDYK	4	0	0	0	-1	0	0	0	0	0	5	0.0
LARS ELLER	4	0	0	0	1	0	0	0	0	0	3	0.0	JANNE KUOKKANEN	2	0	0	0	-2	0	0	0	0	0	1	0.0
DMITRIJ JASKIN	1	0	0	0	1	0	0	0	0	0	0	0.0	CLARK BISHOP	2	0	0	0	-2	0	0	0	0	0	1	0.0
DEVANTE SMITH-PELLY	2	0	0	0	1	0	0	0	0	0	2	0.0	LUCAS WALLMARK	4	0	0	0	-4	0	0	0	0	0	4	0.0
ANDRE BURAKOVSKY	3	0	0	0	0	0	0	0	0	0	2	0.0	JACCOB SLAVIN	4	0	0	0	-2	0	0	0	0	0	6	0.0
MADISON BOWEY	2	0	0	0	2	4	0	0	0	0	1	0.0													

GOALTENDERS	GP	MIN	GA	GAA	SO	W	L	OT	SA	SV%	GOALTENDERS	GP	MIN	GA	GAA	SO	W	L	OT	SA	SV%
BRADEN HOLTBY	4	245	9	2.21	0	4	0	0	110	.918	SCOTT DARLING	1	65	5	4.62	0	0	0	1	29	.828
											CURTIS MCELHINNEY	1	58	3	3.10	0	0	1	0	20	.850
											PETR MRAZEK	2	117	5	2.56	0	0	2	0	59	.915

POWER PLAY: 2 - 9 (22%)

PENALTY KILLING: 3 - 11 (72.7%)

POWER PLAY: 3 - 11 (27%)

PENALTY KILLING: 2 - 9 (77.8%)



Colorado Avalanche

2018-19 WASHINGTON CAPITALS VS. COLORADO AVALANCHE

CAPITALS WON SEASON SERIES 2-0-0 • COLORADO 0-0-2

WASHINGTON **AVALANCHE** **CAPITALS** **ATTEND** **GOALTENDERS** **W. GOAL**
 FEB 7, 2019 3 4 18,506 PHEONIX COPLEY / SEMYON VARLAMOV EVGENY KUZNETSOV

COLORADO **AVALANCHE** **CAPITALS** **ATTEND** **GOALTENDERS** **W. GOAL**
 NOV 16, 2018 2 3 18,050 PHEONIX COPLEY / PHILIPP GRUBAUER NICKLAS BACKSTROM

CAPITALS														AVALANCHE													
	GP	G	A	P	+/-	PIM	PP	SH	GW	EN	S	%		GP	G	A	P	+/-	PIM	PP	SH	GW	EN	S	%		
EVGENY KUZNETSOV	1	2	1	3	2	0	1	0	1	0	4	50.0	DERICK BRASSARD	3	2	0	2	1	0	0	0	0	0	11	18.2		
ALEX OVECHKIN	2	1	2	3	1	0	0	0	0	0	14	7.1	COLIN WILSON	2	2	0	2	1	0	0	0	0	0	6	33.3		
MATT NISKANEN	2	1	1	2	2	0	0	0	0	0	5	20.0	TYSON BARRIE	2	0	2	2	-2	0	0	0	0	0	2	0.0		
NICKLAS BACKSTROM	2	1	1	2	-2	2	1	0	1	0	7	14.3	MATT CALVERT	2	0	2	2	0	0	0	0	0	0	4	0.0		
TOM WILSON	2	0	2	2	2	17	0	0	0	0	4	0.0	GABRIEL LANDESKOG	2	0	2	2	2	2	0	0	0	0	9	0.0		
JOHN CARLSON	2	0	2	2	-2	0	0	0	0	0	7	0.0	NATHAN MACKINNON	2	1	0	1	0	2	0	0	0	0	9	11.1		
DEVANTE SMITH-PELLY	2	1	0	1	-1	2	0	0	0	0	3	33.3	CARL SODERBERG	2	1	0	1	0	0	0	0	0	0	3	33.3		
ANDRE BURAKOVSKY	2	1	0	1	-1	0	0	0	0	0	2	50.0	MIKKO RANTANEN	2	1	0	1	1	2	0	0	0	0	4	25.0		
JAKUB VRANA	2	0	1	1	1	0	0	0	0	0	8	0.0	TYSON JOST	1	0	1	1	-1	0	0	0	0	0	0	0.0		
CHANDLER STEPHENSON	2	0	1	1	-1	0	0	0	0	0	1	0.0	IAN COLE	2	0	1	1	1	24	0	0	0	0	3	0.0		
TRAVIS BOYD	2	0	1	1	0	0	0	0	0	0	1	0.0	SAMUEL GIRARD	2	0	1	1	2	0	0	0	0	0	2	0.0		
T.J. OSHIE	1	0	1	1	-1	0	0	0	0	0	2	0.0	ERIK JOHNSON	2	0	0	0	2	0	0	0	0	0	7	0.0		
NICK JENSEN	1	0	0	0	0	0	0	0	0	0	2	0.0	SVEN ANDRIGHETTO	2	0	0	0	0	0	0	0	0	0	3	0.0		
MICHAL KEMPNY	2	0	0	0	0	0	0	0	0	0	1	0.0	PATRIK NEMETH	2	0	0	0	0	0	0	0	0	0	1	0.0		
DMITRY ORLOV	2	0	0	0	0	0	0	0	0	0	1	0.0	ALEXANDER KERFOOT	2	0	0	0	0	0	0	0	0	0	3	0.0		
BRETT CONNOLLY	2	0	0	0	-1	0	0	0	0	0	2	0.0	SHELDON DRIES	2	0	0	0	0	2	0	0	0	0	2	0.0		
LARS ELLER	2	0	0	0	0	2	0	0	0	0	6	0.0	NIKITA ZADOROV	1	0	0	0	-2	2	0	0	0	0	0	0.0		
DMITRIJ JASKIN	1	0	0	0	0	0	0	0	0	0	2	0.0	A.J. GREER	1	0	0	0	0	0	0	0	0	0	1	0.0		
NIC DOWD	1	0	0	0	0	0	0	0	0	0	0	0.0	J.T. COMPHER	1	0	0	0	0	0	0	0	0	0	1	0.0		
CHRISTIAN DJOOS	1	0	0	0	0	0	0	0	0	0	0	0.0	MARK BARBERIO	1	0	0	0	0	0	0	0	0	0	0	0.0		
BROOKS ORPIK	1	0	0	0	-1	0	0	0	0	0	0	0.0	GABRIEL BOURQUE	1	0	0	0	0	2	0	0	0	0	1	0.0		
CARL HAGELIN	2	0	0	0	-3	0	0	0	0	0	7	0.0	MATT NIETO	1	0	0	0	-2	0	0	0	0	0	1	0.0		
MADISON BOWEY	3	0	0	0	1	0	0	0	0	0	1	0.0	VLADISLAV KAMENEV	1	0	0	0	0	0	0	0	0	0	1	0.0		

GOALTENDER												GOALTENDER											
	GP	MIN	GA	GAA	SO	W	L	OT	SA	SV%		GP	MIN	GA	GAA	SO	W	L	OT	SA	SV%		
PHEONIX COPLEY	2	124	5	2.41	0	2	0	0	63	.921	SEMYON VARLAMOV	1	64	4	3.74	0	0	0	1	42	.905		
											PHILIPP GRUBAUER	1	60	3	2.98	0	0	0	1	29	.897		

POWER PLAY: 2 - 9 (22%)
PENALTY KILLING: 0 - 4 (100%)

POWER PLAY: 0 - 4 (0%)
PENALTY KILLING: 2 - 9 (77.8%)



Columbus Blue Jackets

CLUB INFORMATION

Founded.....2000-01
Home Arena.....Nationwide Arena (18,144)
Stanley Cups.....None
President of Hockey Operations/Alternate Governor.....John Davidson
General Manager.....Jarmo Kekalainen
Head Coach.....John Tortorella
Assistant Coaches.....Brad Larsen, Kenny McCudden, Brad Shaw
Vice President of Communications & Team Services.....Todd Sharrock
 2018-19 Record.....47-31-4 (98 points)
 2018-19 Finish.....5th, Metropolitan Division
 2017-18 Playoffs.....E. Conf. quarterfinals (def. by WSH 4-2)

Nationwide Arena
 200 W. Nationwide Blvd.
 Columbus, OH 43215
 614.246.4625
 Fax: 614.246.4007
 @BlueJacketsNHL



2018-19 MEETINGS

Nov. 9 at Washington: L, 1-2
 Dec. 8 at Columbus: W, 4-0
 Jan. 12 at Washington: OTL, 1-2
 Feb. 12 at Columbus: L, 0-3

ALL-TIME SERIES HISTORY

YEAR	TOTALS						HOME						AWAY												
	GP	W	L	T	OT	PTS	GF	GA	GP	W	L	T	OT	PTS	GF	GA	GP	W	L	T	OT	PTS	GF	GA	
00-01	1	0	1	0	0	0	1	3	0	0	0	0	0	0	0	0	1	0	1	0	0	0	0	1	3
01-02	2	2	0	0	0	4	11	5	1	1	0	0	0	2	6	3	1	1	0	0	0	2	5	2	
02-03	2	1	0	1	0	3	6	5	1	0	0	1	0	1	2	2	1	1	0	0	0	2	4	3	
03-04	1	1	0	0	0	2	5	3	0	0	0	0	0	0	0	0	1	1	0	0	0	2	5	3	
05-06	1	1	0	-	0	2	3	2	1	1	0	-	0	2	3	2	0	0	0	-	0	0	0	0	
06-07	Teams did not meet in 2006-07																								
07-08	1	1	0	-	0	2	4	3	0	0	0	-	0	0	0	0	1	1	0	-	0	2	4	3	
08-09	2	0	2	-	0	0	0	6	1	0	1	-	0	0	0	3	1	0	1	-	0	0	0	3	
09-10	2	1	0	-	1	3	7	7	1	0	0	-	1	1	4	5	1	1	0	-	0	2	3	2	
10-11	1	1	0	-	0	2	4	3	1	1	0	-	0	2	4	3	0	0	0	-	0	0	0	0	
11-12	1	1	0	-	0	2	4	2	0	0	0	-	0	0	0	0	1	1	0	-	0	2	4	2	
12-13	Teams did not meet in 2012-13																								
13-14	4	2	2	-	0	4	11	14	2	2	0	-	0	4	8	4	2	0	2	-	0	0	3	10	
14-15	5	3	1	-	1	7	19	16	2	1	0	-	1	3	6	5	3	2	1	-	0	4	13	11	
15-16	4	3	0	-	1	7	16	9	2	2	0	-	0	4	6	2	2	1	0	-	1	3	10	7	
16-17	5	3	1	-	1	7	13	8	3	2	1	-	0	4	9	4	2	1	0	-	1	3	4	4	
17-18	4	3	1	-	0	6	12	12	2	2	0	-	0	4	8	5	2	1	1	-	0	2	4	7	
18-19	4	1	2	-	1	3	6	7	2	0	1	-	1	1	2	4	2	1	1	-	0	2	4	3	
Totals	40	24	10	1	5	54	121	105	19	12	3	1	3	28	57	42	21	12	7	0	2	26	64	63	

SERIES INFORMATION

	Overall	at Washington	at Columbus
All-Time Series (W-L-T-OT)	WSH leads, 24-10-1-5	WSH leads, 12-3-1-3	WSH leads, 12-7-0-2
Current Streak	1 CBJ win (2/12/19)	2 CBJ wins (11/9/18-1/12/19)	1 CBJ win (2/12/19)
Last Washington Win	12/8/18 (4-0)	2/9/18 (4-2)	12/8/18 (4-0)
Last Columbus Win	2/12/19 (0-3)	1/12/19 (1-2 OT)	2/212/19 (0-3)
Last Tie	1/3/03 (2-2)	1/3/03 (2-2)	None
Last Overtime Game	1/12/19 (L, 1-2 OT)	1/12/19 (L, 1-2 OT)	11/15/16 (L, 1-2 OT)
Overtime Record	6-4-2	3-3-1	3-1-1
Last 10 Games (W-L-OT)	6-3-1	6-2-2	5-3-2
Longest Unbeaten Streak	7 (1/09/02-2/5/08)	4 (two times)	4 (3/23/02-2/5/08)
Longest Winning Streak	5 (4/3/10-11/12/13)	4 (two times)	4 (3/23/02-2/5/08)
Longest Winless Streak	3 (11/29/08-11/1/09)	2 (two times)	2 (1/17/14-1/30/14)
Longest Losing Streak	3 (11/29/08-11/1/09)	2 (1/9/09-11/1/09)	2 (1/17/14-1/30/14)
Washington Shutouts (Last)	2 (12/8/19)	2 (12/8/19)	None
Columbus Shutouts (Last)	3 (2/12/19)	1 (1/9/09)	2 (2/12/19)
Last Washington Hat Trick	P. Bondra (11/29/03)	None	P. Bondra (11/29/03)
Last Columbus Hat Trick	None	None	None
Most Washington Goals	6 (two times)	6 (1/9/02)	6 (1/19/16)
Most Columbus Goals	5 (four times)	5 (11/1/09)	5 (three times)



Columbus Blue Jackets

2018-19 WASHINGTON CAPITALS VS. COLUMBUS BLUE JACKETS

CAPITALS LOST SEASON SERIES 1-2-1 • COLUMBUS 3-1-0

WASHINGTON	BLUE JACKETS	CAPITALS	ATTEND	GOALTENDERS	W. GOAL
NOV 9, 2018	2	1	18,506	SERGEI BOBROVSKY / BRADEN HOLTBY	ANTHONY DUCLAIR
JAN 12, 2019	2	1	18,506	JOONAS KORPISALO / PHEONIX COPLEY	ARTEMI PANARIN
COLUMBUS	BLUE JACKETS	CAPITALS	ATTEND	GOALTENDERS	W. GOAL
DEC 8, 2018	0	4	18,501	BRADEN HOLTBY / SERGEI BOBROVSKY	BRETT CONNOLLY
FEB 12, 2019	3	0	15,701	SERGEI BOBROVSKY / BRADEN HOLTBY	ANTHONY DUCLAIR

CAPITALS	GP	G	A	P	+/-	PIM	PP	SH	GW	EN	S	%	BLUE JACKETS	GP	G	A	P	+/-	PIM	PP	SH	GW	EN	S	%
ALEX OVECHKIN	4	1	2	3	0	2	0	0	0	0	11	9.1	ANTHONY DUCLAIR	5	3	0	3	-3	0	2	0	2	0	5	60.0
EVGENY KUZNETSOV	4	1	2	3	-1	6	0	0	0	0	11	9.1	ARTEMI PANARIN	4	2	1	3	1	2	1	0	1	1	9	22.2
TRAVIS BOYD	3	1	1	2	2	0	0	0	0	0	4	25.0	OLIVER BJORKSTRAND	4	1	1	2	1	0	1	0	0	0	12	8.3
JOHN CARLSON	3	0	2	2	0	2	0	0	0	0	9	0.0	NICK FOLIGNO	4	1	1	2	-1	0	0	0	0	0	10	10.0
MATT NISKANEN	4	1	0	1	2	0	1	0	0	0	8	12.5	SETH JONES	4	0	2	2	-1	0	0	0	0	0	14	0.0
BRETT CONNOLLY	4	1	0	1	0	0	0	0	1	0	4	25.0	ZACH WERENSKI	4	0	2	2	-1	0	0	0	0	0	7	0.0
DMITRIJ JASKIN	2	1	0	1	1	0	0	0	0	0	4	25.0	CAM ATKINSON	3	1	0	1	-1	4	0	0	0	0	12	8.3
MICHAL KEMPNY	4	0	1	1	2	4	0	0	0	0	9	0.0	ALEXANDER WENNBERG	4	0	1	1	-1	2	0	0	0	0	1	0.0
DMITRY ORLOV	4	0	1	1	1	4	0	0	0	0	13	0.0	PIERRE-LUC DUBOIS	4	0	1	1	0	4	0	0	0	0	9	0.0
JAKUB VRANA	4	0	1	1	1	0	0	0	0	0	7	0.0	RYAN MURRAY	3	0	1	1	0	0	0	0	0	0	6	0.0
NICKLAS BACKSTROM	4	0	1	1	1	2	0	0	0	0	11	0.0	MARKUS NUTIVAARA	4	0	1	1	0	0	0	0	0	0	3	0.0
NIC DOWD	3	0	1	1	2	0	0	0	0	0	1	0.0	JOSH ANDERSON	4	0	1	1	1	2	0	0	0	0	14	0.0
NICK JENSEN	2	0	0	0	1	0	0	0	0	0	3	0.0	SCOTT HARRINGTON	4	0	0	0	-1	0	0	0	0	0	1	0.0
CHANDLER STEPHENSON	4	0	0	0	0	0	0	0	0	0	1	0.0	KEVIN STENLUND	1	0	0	0	0	0	0	0	0	0	0	0.0
LARS ELLER	4	0	0	0	-2	0	0	0	0	0	8	0.0	DEAN KUKAN	1	0	0	0	0	0	0	0	0	0	1	0.0
DEVANTE SMITH-PELLY	4	0	0	0	0	0	0	0	0	0	4	0.0	BRANDON DUBINSKY	2	0	0	0	-2	0	0	0	0	0	1	0.0
CHRISTIAN DJOOS	2	0	0	0	-2	0	0	0	0	0	2	0.0	RYAN DZINGEL	2	0	0	0	-5	0	0	0	0	0	3	0.0
JONAS SIEGENTHALER	3	0	0	0	0	2	0	0	0	0	1	0.0	RILEY NASH	4	0	0	0	0	2	0	0	0	0	2	0.0
TOM WILSON	2	0	0	0	-1	2	0	0	0	0	0	0.0	MARKUS HANNIKAINEN	3	0	0	0	0	0	0	0	0	0	1	0.0
BROOKS ORPIK	2	0	0	0	-1	0	0	0	0	0	0	0.0	BOONE JENNER	4	0	0	0	0	2	0	0	0	0	6	0.0
ANDRE BURAKOVSKY	3	0	0	0	0	4	0	0	0	0	3	0.0	LUKAS SEDLAK	3	0	0	0	0	0	0	0	0	0	1	0.0
MADISON BOWEY	2	0	0	0	0	0	0	0	0	0	1	0.0	DAVID SAVARD	4	0	0	0	1	6	0	0	0	0	5	0.0
T.J. OSHIE	3	0	0	0	0	0	0	0	0	0	3	0.0	MATT DUCHENE	2	0	0	0	-3	0	0	0	0	0	4	0.0

GOALTENDERS	GP	MIN	GA	GAA	SO	W	L	OT	SA	SV%	GOALTENDERS	GP	MIN	GA	GAA	SO	W	L	OT	SA	SV%
BRADEN HOLTBY	4	204	5	1.47	1	1	2	0	106	.953	SERGEI BOBROVSKY	3	139	4	1.73	1	2	1	0	67	.940
PHEONIX COPLEY	1	34	1	1.75	0	0	0	1	11	.909	JOONAS KORPISALO	2	104	2	1.16	0	1	0	0	48	.958
											KEITH KINKAID	2	119	4	2.01	1	1	1	0	50	.920

POWER PLAY: 1 - 11 (9%)

PENALTY KILLING: 3 - 14 (78.6%)

POWER PLAY: 3 - 14 (21%)

PENALTY KILLING: 1 - 11 (90.9%)



Dallas Stars

CLUB INFORMATION

Founded.....1967-68 (Minnesota), 1993-94 (Dallas)
Home Arena.....American Airlines Center (18,532)
Stanley Cups.....1 (1999)
General Manager.....Jim Nill
Head Coach.....Jim Montgomery
Assistant Coaches.....Stu Barnes, Rick Bowness, Todd Nelson
Vice President of Communications.....Tom Holy
 2018-19 Record.....43-32-7 (93 points)
 2018-19 Finish.....4th, Central Division
 2017-18 Playoffs.....DNQ

American Airlines Center
 2500 Victory Avenue
 Dallas, TX 75219
 214.387.5500
 Fax: 214.387.5564
 @DallasStars



2018-19 MEETINGS

Nov. 3 at Washington: OTL, 3-4
 Jan. 4 at Dallas: OTL, 1-2

ALL-TIME SERIES HISTORY

YEAR	TOTALS					HOME			AWAY															
	GP	W	L	T	OT	PTS	GF	GA	GP	W	L	T	OT	PTS	GF	GA								
74-75	4	0	3	1	-	1	9	21	2	0	1	1	-	1	5	9								
75-76	4	0	2	2	-	2	11	17	2	0	0	2	-	2	5	5								
76-77	4	1	1	2	-	4	12	14	2	1	0	1	-	3	7	4								
77-78	4	1	2	1	-	3	8	14	2	1	1	0	-	2	2	5								
78-79	4	2	2	0	-	4	10	18	2	1	1	0	-	2	6	10								
79-80	4	0	3	1	-	1	10	18	2	0	2	0	-	0	7	9								
80-81	4	0	3	1	-	1	6	11	2	0	1	1	-	1	4	5								
81-82	3	0	2	1	-	1	8	17	1	0	1	0	-	0	1	6								
82-83	3	1	1	1	-	3	8	8	2	1	1	0	-	2	4	4								
83-84	3	3	0	0	-	6	15	2	1	1	0	0	-	2	5	1								
84-85	3	2	0	1	-	5	12	8	2	1	0	1	-	3	9	6								
85-86	3	2	1	0	-	4	16	13	1	1	0	0	-	2	7	5								
86-87	3	2	0	1	-	5	14	6	2	2	0	0	-	4	12	4								
87-88	3	2	0	1	-	5	10	4	1	1	0	0	-	2	4	1								
88-89	3	1	1	1	-	3	11	10	2	1	1	0	-	2	7	6								
89-90	3	3	0	0	-	6	13	9	1	1	0	0	-	2	5	3								
90-91	3	1	1	1	-	3	7	8	2	1	0	1	-	3	5	3								
91-92	3	1	2	0	-	2	8	10	2	0	2	0	-	0	4	8								
92-93	2	1	1	0	-	2	7	7	1	0	1	0	-	0	4	5								
93-94	2	0	2	0	-	0	5	12	1	0	1	0	-	0	3	6								
94-95	Teams did not meet in 1994-95																							
95-96	2	2	0	0	-	4	6	4	1	1	0	0	-	2	2	1								
96-97	2	0	2	0	-	0	5	10	1	0	1	0	-	0	2	5								
97-98	2	0	2	0	-	0	4	6	1	0	1	0	-	0	3	4								
98-99	2	1	1	0	-	2	2	5	1	1	0	0	-	2	2	1								
99-00	2	0	1	1	0	1	3	4	1	0	0	1	0	1	2	2								
00-01	1	0	1	0	0	0	0	3	0	0	0	0	0	0	0	0								
01-02	2	1	1	0	0	2	5	7	1	0	1	0	0	0	2	5								
02-03	2	0	2	0	0	0	3	11	1	0	1	0	0	0	1	6								
03-04	1	0	1	0	0	0	2	4	0	0	0	0	0	0	0	0								
05-06	1	0	1	-	0	0	1	4	0	0	0	-	0	0	0	0								
06-07	1	1	0	-	0	2	4	3	1	1	0	-	0	2	4	3								
07-08	Teams did not meet in 2007-08																							
08-09	1	1	0	-	0	2	6	5	0	0	0	-	0	0	0	0								
09-10	1	0	0	-	1	1	3	3	1	0	0	-	1	1	3	3								
10-11	1	0	1	-	0	0	1	2	0	0	0	-	0	0	0	0								
11-12	1	0	1	-	0	0	2	5	1	0	1	-	0	0	2	5								
12-13	Teams did not meet in 2012-13																							
13-14	2	0	2	-	0	0	1	7	1	0	1	-	0	0	0	5								
14-15	2	0	2	-	0	0	6	9	1	0	1	-	0	0	2	4								
15-16	2	0	2	-	0	0	5	7	1	0	1	-	0	0	2	3								
16-17	2	1	1	-	0	2	6	7	1	0	1	-	0	0	2	4								
17-18	2	2	0	-	0	4	8	6	1	1	0	-	0	2	4	3								
18-19	2	0	0	-	2	2	4	6	1	0	0	-	1	1	3	4								
Totals	99	32	48	16	3	83	277	345	49	17	22	8	2	44	142	163	50	15	26	8	1	39	135	182

SERIES INFORMATION

All-Time Series (W-L-T-OT)
 Current Streak
 Last Washington Win
 Last Dallas Win
 Last Tie
 Last Overtime Game
 Overtime Record
 Last 10 Games (W-L-T-OT)
 Longest Unbeaten Streak
 Longest Winning Streak
 Longest Winless Streak
 Longest Losing Streak
 Washington Shutouts (Last)
 Dallas Shutouts (Last)
 Last Washington Hat Trick
 Last Dallas Hat Trick
 Most Washington Goals
 Most Dallas Goals

Overall
 WSH trails, 32-48-16-3
 2 DAL wins (11/3/18-1/4/19)
 3/20/18 (4-3)
 1/4/19 (1-2 OT)
 11/17/99 (2-2)
 1/4/19 (L, 1-2 OT)
 6-3-7
 3-5-2
 10 (1/21/86-1/30/89)
 4 (2/3/83-3/21/84)
 13 (11/3/79-12/16/82)
 9 (3/8/10-2/13/16)
 2 (2/20/88)
 6 (4/1/14)
 None
 None
 R. Eriksson (11/27/76)
 8 (10/24/86)
 7 (four times)

at Washington
 WSH trails, 17-22-8-2
 1 DAL win (11/3/18)
 3/20/18 (4-3)
 11/3/18 (3-4 OT)
 11/17/99 (2-2)
 11/3/18 (L, 3-4 OT)
 1-1-4
 2-6-2
 9 (2/3/83-11/15/88)
 6 (1/14/85-11/15/88)
 6 (two times)
 6 (3/8/10-3/6/17)
 None
 2 (4/1/14)
 None
 None
 8 (10/24/86)
 6 (four times)

at Dallas
 WSH trails, 15-26-8-1
 1 DAL win (1/4/19)
 12/19/17 (4-3 OT)
 1/4/19 (1-2 OT)
 1/30/89 (4-4)
 1/4/19 (L, 1-2 OT)
 5-2-3
 3-6-1
 7 (1/25/86-3/18/90)
 3 (2/13/84-12/12/84)
 8 (two times)
 5 (two times)
 2 (2/20/88)
 4 (10/14/00)
 None
 R. Eriksson (11/27/76)
 6 (three times)
 7 (four times)



Dallas Stars

2018-19 WASHINGTON CAPITALS VS. DALLAS STARS

CAPITALS LOST SEASON SERIES, 0-0-2 • DALLAS 2-0-0

WASHINGTON **STARS** **CAPITALS** **ATTEND** **GOALTENDERS** **W. GOAL**
 NOV 3, 2018 4 3 18,506 BEN BISHOP / BRADEN HOLTBY JASON DICKINSON

DALLAS **STARS** **CAPITALS** **ATTEND** **GOALTENDERS** **W. GOAL**
 JAN 4, 2019 2 1 18,532 ANTON KHUDOBIN / PHEONIX COPLEY TYLER SEGUIN

CAPITALS													STARS												
GP	G	A	P	+/-	PIM	PP	SH	GW	EN	S	%	GP	G	A	P	+/-	PIM	PP	SH	GW	EN	S	%		
NICKLAS BACKSTROM	2	1	1	2	0	0	0	0	0	6	16.7	TYLER SEGUIN	2	2	0	2	1	0	1	0	10	20.0			
LARS ELLER	2	1	1	2	1	2	0	0	0	7	14.3	JASON SPEZZA	2	1	1	2	2	0	0	0	0	3	33.3		
ANDRE BURAKOVSKY	2	0	2	2	2	0	0	0	0	3	0.0	ALEXANDER RADULOV	1	0	2	2	1	2	0	0	0	4	0.0		
BRETT CONNOLLY	2	1	0	1	2	0	0	0	0	3	33.3	JAMIE OLEKSIK	3	1	0	1	-1	7	0	0	0	1	100.0		
CARL HAGELIN	1	1	0	1	0	2	0	0	1	1	100.0	JAMIE BENN	1	1	0	1	1	0	0	0	0	2	50.0		
EVGENY KUZNETSOV	2	1	0	1	-2	0	1	0	0	4	25.0	JASON DICKINSON	1	1	0	1	1	2	0	0	1	0	100.0		
MICHAL KEMPNY	2	0	1	1	1	2	0	0	0	5	0.0	ANDREW COGLIANO	1	1	0	1	1	0	0	0	0	3	33.3		
DMITRIJ JASKIN	1	0	1	1	1	0	0	0	0	3	0.0	TYLER PITLICK	2	1	0	1	-1	0	0	0	0	4	25.0		
BROOKS ORPIK	1	0	1	1	1	0	0	0	0	0	0.0	RADEK FAKSA	2	0	1	1	0	0	0	0	0	4	0.0		
T.J. OSHIE	2	0	1	1	1	2	0	0	0	9	0.0	BEN LOVEJOY	2	0	1	1	3	0	0	0	0	3	0.0		
MATT NISKANEN	2	0	0	0	-2	2	0	0	0	6	0.0	ROOPE HINTZ	1	0	1	1	-1	0	0	0	0	0	0.0		
NICK JENSEN	2	0	0	0	-1	0	0	0	0	0	0.0	GEMEL SMITH	1	0	1	1	1	0	0	0	0	0	0.0		
ALEX OVECHKIN	2	0	0	0	-3	2	0	0	0	10	0.0	VALERI NICHUSHKIN	2	0	1	1	1	0	0	0	0	4	0.0		
DMITRY ORLOV	2	0	0	0	-1	0	0	0	0	3	0.0	JOHN KLINGBERG	2	0	0	0	0	0	0	0	0	10	0.0		
JAKUB VRANA	2	0	0	0	-3	0	0	0	0	2	0.0	MIRO HEISKANEN	2	0	0	0	0	0	0	0	0	2	0.0		
CHANDLER STEPHENSON	2	0	0	0	-1	0	0	0	0	1	0.0	CONNOR CARRICK	1	0	0	0	0	0	0	0	0	0	0.0		
DEVANTE SMITH-PELLEY	2	0	0	0	-1	0	0	0	0	2	0.0	JULIUS HONKA	2	0	0	0	1	0	0	0	0	0	0.0		
NIC DOWD	1	0	0	0	-1	0	0	0	0	0	0.0	MATTIAS JANMARK	2	0	0	0	-1	0	0	0	0	2	0.0		
CHRISTIAN DJOOS	1	0	0	0	0	0	0	0	0	1	0.0	BLAKE COMEAU	2	0	0	0	-1	2	0	0	0	2	0.0		
JONAS SIEGENTHALER	1	0	0	0	0	0	0	0	0	0	0.0	ESA LINDELL	2	0	0	0	1	0	0	0	0	7	0.0		
TOM WILSON	1	0	0	0	0	0	0	0	0	1	0.0	BRETT RITCHIE	2	0	0	0	1	2	0	0	0	2	0.0		
TRAVIS BOYD	1	0	0	0	0	0	0	0	0	0	0.0	ERIK CONDRA	1	0	0	0	-1	2	0	0	0	1	0.0		
MADISON BOWEY	1	0	0	0	0	0	0	0	0	1	0.0	DEVIN SHORE	3	0	0	0	1	0	0	0	0	4	0.0		
JOHN CARLSON	2	0	0	0	-1	0	0	0	0	2	0.0	MATS ZUCCARELLO	1	0	0	0	-1	0	0	0	0	0	0.0		
												TAYLOR FEDUN	1	0	0	0	-1	0	0	0	0	1	0.0		
												ROMAN POLAK	2	0	0	0	0	4	0	0	0	3	0.0		
												DILLON HEATHERINGTON	1	0	0	0	1	0	0	0	0	1	0.0		

GOALTENDERS											GOALTENDERS										
GP	MIN	GA	GAA	SO	W	L	OT	SA	SV%	GP	MIN	GA	GAA	SO	W	L	OT	SA	SV%		
BRADEN HOLTBY	1	63	4	3.80	0	0	0	1	37	.892	ANTON KHUDOBIN	1	64	1	.94	0	1	0	0	37	.973
PHEONIX COPLEY	1	64	2	1.89	0	0	0	1	29	.931	BEN BISHOP	1	63	3	2.86	0	1	0	0	32	.906

POWER PLAY: 1 - 6 (17%)

PENALTY KILLING: 1 - 5 (80%)

POWER PLAY: 1 - 5 (20%)

PENALTY KILLING: 1 - 6 (83.3%)



Nashville Predators

CLUB INFORMATION

Founded 1998-99
Home Arena **Bridgestone Arena (17,113)**
Stanley Cups **None**
President of Hockey Operations/General Manager & Alternate Gov. ... **David Poile**
Head Coach **Peter Laviolette**
Associate Coach **Kevin McCarthy**
Assistant Coach **Dan Muse**
Director of Communications **Kevin Wilson**
 2018-19 Record 47-29-6 (100 points)
 2018-19 Finish 1st, Central Division
 2017-18 Playoffs W. Conference Semi-Finals (def. by WPG, 4-3)

Bridgestone Arena
 501 Broadway
 Nashville, TN 37203
 615.770.2100
 Fax: 615.770.2309
 @PredsNHL



2018-19 MEETINGS

Dec. 31 at Washington: L, 3-6
 Jan. 15 at Nashville: L, 2-7

ALL-TIME SERIES HISTORY

YEAR	TOTALS									HOME									AWAY								
	GP	W	L	T	OT	PTS	GF	GA		GP	W	L	T	OT	PTS	GF	GA		GP	W	L	T	OT	PTS	GF	GA	
98-99	2	0	2	0	-	0	3	6		1	0	1	0	-	0	2	3		1	0	1	0	-	0	1	3	
99-00	2	2	0	0	0	4	5	2		1	1	0	0	0	2	1	0		1	1	0	0	0	2	4	2	
00-01	2	1	1	0	0	2	3	4		1	1	0	0	0	2	2	1		1	0	1	0	0	0	1	3	
01-02	1	0	0	1	0	1	3	3		0	0	0	0	0	0	0	0		1	0	0	1	0	1	3	3	
02-03	1	1	0	0	0	2	5	4		1	1	0	0	0	2	5	4		0	0	0	0	0	0	0	0	
03-04	1	0	1	0	0	0	2	5		0	0	0	0	0	0	0	0		1	0	1	0	0	0	2	5	
05-06	1	0	1	-	0	0	2	5		1	0	1	-	0	0	2	5		0	0	0	-	0	0	0	0	
06-07	Teams did not meet in 2006-07																										
07-08	1	1	0	-	0	2	4	2		0	0	0	-	0	0	0	0		1	1	0	-	0	2	4	2	
08-09	2	2	0	-	0	4	5	4		1	1	0	-	0	2	3	3		1	1	0	-	0	2	2	1	
09-10	1	1	0	-	0	2	2	2		1	1	0	-	0	2	2	2		0	0	0	-	0	0	0	0	
10-11	1	1	0	-	0	2	3	2		0	0	0	-	0	0	0	0		1	1	0	-	0	2	3	2	
11-12	2	1	1	-	0	2	5	4		1	1	0	-	0	2	4	1		1	0	1	-	0	0	1	3	
12-13	Teams did not meet in 2012-13																										
13-14	2	1	0	-	1	3	8	5		1	1	0	-	0	2	5	2		1	0	0	-	1	1	3	3	
14-15	2	0	2	-	0	0	6	8		1	0	1	-	0	0	3	4		1	0	1	-	0	0	3	4	
15-16	2	2	0	-	0	4	9	4		1	1	0	-	0	2	4	1		1	1	0	-	0	2	5	3	
16-17	2	0	1	-	1	1	3	7		1	0	0	-	1	1	1	2		1	0	1	-	0	0	2	5	
17-18	2	0	2	-	0	0	6	10		1	0	1	-	0	0	3	4		1	0	1	-	0	0	3	6	
18-19	2	0	2	-	0	0	5	13		1	0	1	-	0	0	3	6		1	0	1	-	0	0	2	7	
Totals	29	13	13	1	2	29	79	90		14	8	5	0	1	17	40	38		15	5	8	1	1	12	39	52	

SERIES INFORMATION

	Overall	at Washington	at Nashville
All-Time Series (W-L-T-OT)	Tied 13-13-1-2	WSH leads, 8-5-0-1	WSH trails, 5-8-1-1
Current Streak	4 NSH wins (11/14/17-1/5/19)	3 NSH wins (3/16/17-12/31/18)	3 NSH wins (2/25/17-1/15/19)
Last Washington Win	3/18/16 (4-1)	3/18/16 (4-1)	2/9/16 (5-3)
Last Nashville Win	1/15/19 (2-7)	12/31/18 (3-6)	1/15/19 (2-7)
Last Tie	2/8/02 (3-3)	None	2/8/02 (3-3)
Last Overtime Game	3/16/17 (L, 1-2 OT)	3/16/17 (L, 1-2 OT)	3/30/14 (L, 3-4 SO)
Overtime Record	4-2-1	2-1-0	2-1-1
Last 10 Games (W-L-T-OT)	2-7-1	5-4-1	4-5-1
Longest Unbeaten Streak	5 (3/18/08-10/16/10)	4 (10/28/08-12/7/13)	3 (3/18/08-10/16/10)
Longest Winning Streak	5 (3/18/08-10/16/10)	4 (10/28/08-12/7/13)	3 (3/18/08-10/16/10)
Longest Winless Streak	6 (2/25/17-1/15/19)	3 (3/16/2017-12/31/2019)	3 (three times)
Longest Losing Streak	4 (11/14/17-1/15/19)	2 (4/5/18-12/31/18)	3 (twice)
Washington Shutouts (Last)	1 (11/26/99)	1 (11/26/99)	None
Nashville Shutouts (Last)	None	None	None
Last Washington Hat Trick	None	None	None
Last Nashville Hat Trick	V. Arvidsson (1/15/19)	None	V. Arvidsson (1/15/19)
Most Washington Goals	5 (three times)	5 (two times)	5 (2/9/16)
Most Nashville Goals	7 (1/15/19)	6 (12/31/18)	7 (1/15/19)



Nashville Predators

2018-19 WASHINGTON CAPITALS VS. NASHVILLE PREDATORS

CAPITALS LOST SEASON SERIES, 0-2-0 • NASHVILLE 2-0-0

WASHINGTON	PREDATORS	CAPITALS	ATTEND	GOALTENDERS	W. GOAL
DEC 31, 2018	6	3	18,506	PEKKA RINNE / BRADEN HOLTBY	FREDERICK GAUDREAU

NASHVILLE	PREDATORS	CAPITALS	ATTEND	GOALTENDERS	W. GOAL
JAN 15, 2019	7	2	17,336	JUUSE SAROS / PHEONIX COPLEY	VIKTOR ARVIDSSON

CAPITALS													PREDATORS												
GP	G	A	P	+/-	PIM	PP	SH	GW	EN	S	%	GP	G	A	P	+/-	PIM	PP	SH	GW	EN	S	%		
JAKUB VRANA	2	1	1	2	-2	2	0	0	0	0	5	20.0	VIKTOR ARVIDSSON	2	4	1	5	4	0	1	1	1	0	9	44.4
NICKLAS BACKSTROM	2	1	1	2	-5	0	1	0	0	0	9	11.1	RYAN JOHANSEN	2	1	4	5	4	0	0	0	0	0	4	25.0
NICK JENSEN	2	0	2	2	-1	0	0	0	0	0	2	0.0	MATTIAS EKHOLM	2	0	4	4	4	2	0	0	0	0	3	0.0
JOHN CARLSON	2	0	2	2	-3	14	0	0	0	0	0	0.0	NICK BONINO	2	2	1	3	4	0	0	0	0	0	4	50.0
EVGENY KUZNETSOV	2	0	2	2	-2	6	0	0	0	0	4	0.0	ROCCO GRIMALDI	2	2	1	3	2	0	0	0	0	0	6	33.3
MICHAL KEMPNY	2	1	0	1	-3	0	0	0	0	0	3	33.3	BRIAN BOYLE	2	1	1	2	1	0	0	0	0	0	4	25.0
CHANDLER STEPHENSON	1	1	0	1	1	0	0	0	0	0	1	100.0	KEVIN FIALA	2	0	2	2	-1	0	0	0	0	0	3	0.0
T.J. OSHIE	2	1	0	1	-3	2	0	0	0	0	4	25.0	RYAN ELLIS	2	1	0	1	3	0	0	0	0	0	2	50.0
ALEX OVECHKIN	2	0	1	1	-4	2	0	0	0	0	8	0.0	WAYNE SIMMONDS	1	1	0	1	0	10	0	0	0	0	5	20.0
DEVANTE SMITH-PELLY	1	0	1	1	1	0	0	0	0	0	1	0.0	CALLE JARNKROK	2	1	0	1	0	2	0	0	0	0	5	20.0
MATT NISKANEN	1	0	0	0	-3	0	0	0	0	0	3	0.0	MIIKKA SALOMAKI	1	1	0	1	1	0	0	0	0	0	1	100.0
DMITRY ORLOV	2	0	0	0	-4	0	0	0	0	0	1	0.0	FREDERICK GAUDREAU	2	1	0	1	1	0	0	0	1	0	3	33.3
BRETT CONNOLLY	2	0	0	0	-1	0	0	0	0	0	2	0.0	FILIP FORSBERG	1	0	1	1	2	0	0	0	0	0	2	0.0
LARS ELLER	2	0	0	0	-1	0	0	0	0	0	1	0.0	COLTON SISSONS	1	0	1	1	1	0	0	0	0	0	1	0.0
DMITRIJ JASKIN	1	0	0	0	-1	0	0	0	0	0	2	0.0	CRAIG SMITH	2	0	1	1	0	0	0	0	0	0	3	0.0
NIC DOWD	1	0	0	0	-2	0	0	0	0	0	0	0.0	ZAC RINALDO	1	0	1	1	0	0	0	0	0	0	0	0.0
JONAS SIEGENTHALER	2	0	0	0	-1	0	0	0	0	0	0	0.0	RYAN HARTMAN	3	0	1	1	1	0	0	0	0	0	8	0.0
TOM WILSON	2	0	0	0	-3	15	0	0	0	0	4	0.0	AUSTIN WATSON	2	0	1	1	2	5	0	0	0	0	1	0.0
BROOKS ORPIK	2	0	0	0	0	0	0	0	0	0	1	0.0	ROMAN JOSI	2	0	1	1	1	0	0	0	0	0	8	0.0
CARL HAGELIN	1	0	0	0	0	0	0	0	0	0	2	0.0	P.K. SUBBAN	2	0	1	1	3	12	0	0	0	0	0	0.0
ANDRE BURAKOVSKY	2	0	0	0	-2	0	0	0	0	0	2	0.0	ANTHONY BITETTO	1	0	0	0	0	0	0	0	0	0	0	0.0
TRAVIS BOYD	2	0	0	0	-1	0	0	0	0	0	0	0.0	DAN HAMHUIS	2	0	0	0	3	0	0	0	0	0	2	0.0
MADISON BOWEY	1	0	0	0	-1	0	0	0	0	0	2	0.0	YANNICK WEBER	1	0	0	0	2	0	0	0	0	0	0	0.0
													PHILLIP DI GIUSEPPE	1	0	0	0	-1	0	0	0	0	0	2	0.0
													MIKAEL GRANLUND	1	0	0	0	0	0	0	0	0	0	1	0.0

GOALTENDERS											GOALTENDERS										
GP	MIN	GA	GAA	SO	W	L	OT	SA	SV%	GP	MIN	GA	GAA	SO	W	L	OT	SA	SV%		
BRADEN HOLTBY	1	60	6	6.00	0	0	1	0	34	.824	PEKKA RINNE	1	60	3	3.00	0	1	0	0	25	.880
PHEONIX COPLEY	1	60	7	7.00	0	0	1	0	29	.759	JUUSE SAROS	1	60	2	2.00	0	1	0	0	28	.929

POWER PLAY: 1 - 3 (33%)

PENALTY KILLING: 1 - 8 (87.5%)

POWER PLAY: 1 - 8 (13%)

PENALTY KILLING: 1 - 3 (66.7%)



New York Islanders

CLUB INFORMATION

Founded.....1972-73
Home Arena.....Barclays Center (15,759)
Stanley Cups.....4 (most recent, 1983)
President of Hockey Operations & General Manager.....Lou Lamoriello
Head Coach.....Barry Trotz
Associate Coach.....Lane Lambert
Assistant Coaches.....John Gruden, Scott Gomez
Executive Director of Communications.....Kimber Auerbach
 2017-18 Record.....48-27-7 (103 points)
 2017-18 Finish.....2nd, Metropolitan Division
 2017-18 Playoffs.....DNQ

Barclays Center
 620 Atlantic Ave.
 Brooklyn, NY 11217
 917.618.6100
 Fax: 718-942-9595
 @NYIslanders



2018-19 MEETINGS

Nov. 26 at NY Islanders: W, 4-1
 Jan. 18 at Washington: L, 0-2
 March 1 at NY Islanders: W, 3-1
 April 6 at Washington: L, 0-3

ALL-TIME SERIES HISTORY

YEAR	GP	W	L	TOTALS			PTS	GF	GA	HOME			PTS	GF	GA	AWAY			PTS	GF	GA			
				T	OT	T				OT	T	OT				T	OT							
74-75	4	0	4	0	-	0	3	22	2	0	2	0	0	12	2	0	2	0	-	0	3	10		
75-76	4	0	4	0	-	0	8	22	2	0	2	0	2	9	2	0	2	0	-	0	6	13		
76-77	4	0	1	3	-	3	8	9	2	0	0	2	-	2	4	4	2	0	1	1	-	1	4	5
77-78	4	0	4	0	-	0	3	19	2	0	2	0	-	0	0	10	2	0	2	0	-	0	3	9
78-79	4	1	3	0	-	2	11	18	2	1	1	0	-	2	8	8	2	0	2	0	-	0	3	10
79-80	4	2	2	0	-	4	13	9	2	2	0	0	-	4	10	2	2	0	2	0	-	0	3	7
80-81	4	0	4	0	-	0	10	17	2	0	2	0	-	0	5	7	2	0	2	0	-	0	5	10
81-82	8	0	7	1	-	1	20	39	4	0	3	1	-	1	8	14	4	0	4	0	-	0	12	25
82-83	7	2	4	1	-	5	20	32	3	1	1	1	-	3	7	11	4	1	3	0	-	2	13	21
83-84	7	3	4	0	-	6	27	28	4	2	2	0	-	4	22	15	3	1	2	0	-	2	5	13
84-85	7	4	3	0	-	8	27	26	3	2	1	0	-	4	10	10	4	2	2	0	-	4	17	16
85-86	7	4	3	0	-	8	30	26	4	2	2	0	-	4	16	15	3	2	1	0	-	4	14	11
86-87	7	3	2	2	-	8	18	23	3	1	0	2	-	4	7	6	4	2	2	0	-	4	11	17
87-88	7	2	4	1	-	5	24	26	4	1	2	1	-	3	15	15	3	1	2	0	-	2	9	11
88-89	7	4	3	0	-	8	29	27	3	3	0	0	-	6	14	10	4	1	3	0	-	2	15	17
89-90	7	3	4	0	-	6	24	25	4	2	2	0	-	4	14	13	3	1	2	0	-	2	10	12
90-91	7	7	0	0	-	14	30	17	3	3	0	0	-	6	12	9	4	4	0	0	-	8	18	8
91-92	7	4	2	1	-	9	28	24	4	2	1	1	-	5	16	11	3	2	1	0	-	4	12	13
92-93	7	4	3	0	-	8	23	18	3	0	3	0	-	0	6	11	4	4	0	0	-	8	17	7
93-94	5	1	3	1	-	3	12	17	3	1	1	1	-	3	8	7	2	0	2	0	-	0	4	10
94-95	4	4	0	0	-	8	20	14	2	2	0	0	-	4	11	7	2	2	0	0	-	4	9	7
95-96	5	4	1	0	-	8	21	14	2	2	0	0	-	4	10	8	3	2	1	0	-	4	11	6
96-97	5	1	4	0	-	2	7	14	3	1	2	0	-	2	6	6	2	0	2	0	-	0	1	8
97-98	6	5	0	1	-	11	20	9	3	2	0	1	-	5	10	5	3	3	0	0	-	6	10	4
98-99	4	4	0	0	-	8	16	8	2	2	0	0	-	4	9	4	2	2	0	0	-	4	7	4
99-00	4	4	0	0	0	8	15	10	2	2	0	0	0	4	8	5	2	2	0	0	0	4	7	5
00-01	4	3	0	1	0	7	13	7	2	1	0	1	0	3	5	4	2	2	0	0	0	4	8	3
01-02	4	2	1	1	0	5	16	14	2	2	0	0	0	4	7	4	2	0	1	1	0	1	9	10
02-03	4	4	0	0	0	8	12	5	2	2	0	0	0	4	7	3	2	2	0	0	0	4	5	2
03-04	4	2	2	0	0	4	14	10	2	1	1	0	0	2	10	6	2	1	1	0	0	2	4	4
05-06	4	1	3	-	0	2	11	17	2	1	1	-	0	2	8	7	2	0	2	-	0	0	3	10
06-07	4	1	3	-	0	2	6	16	2	1	1	-	0	2	3	7	2	0	2	-	0	0	3	9
07-08	4	1	1	-	2	4	8	11	2	0	1	-	1	1	4	7	2	1	0	-	1	3	4	4
08-09	4	4	0	-	0	8	17	10	2	2	0	-	0	4	10	5	2	2	0	-	0	4	7	5
09-10	4	3	0	-	1	7	17	12	2	1	0	-	1	3	7	8	2	2	0	-	0	4	10	4
10-11	4	4	0	-	0	8	9	5	2	2	0	-	0	4	4	2	2	2	0	-	0	4	5	3
11-12	4	2	2	-	0	4	10	14	2	1	1	-	0	2	3	5	2	1	1	-	0	2	7	9
12-13	3	1	2	-	0	2	5	9	2	1	1	-	0	2	3	4	1	0	1	-	0	0	2	5
13-14	4	3	1	-	0	6	12	8	2	1	1	-	0	2	6	3	2	2	0	-	0	4	6	5
14-15	4	2	0	-	2	6	12	11	2	2	0	-	0	4	7	4	2	0	0	-	2	2	5	7
15-16	4	3	0	-	1	7	13	9	2	1	0	-	1	3	6	6	2	2	0	-	0	4	7	3
16-17	5	2	3	-	0	4	11	13	2	1	1	-	0	2	2	4	3	1	2	-	0	2	9	9
17-18	4	3	1	-	0	6	18	12	2	2	0	-	0	4	10	6	2	1	1	-	0	2	8	6
18-19	4	2	2	-	0	4	7	7	2	0	2	-	0	0	0	5	2	2	0	-	0	4	7	2
Totals	218	109	90	13	6	237	678	705	109	56	39	11	3	126	340	324	109	53	51	2	3	111	328	379

SERIES INFORMATION

All-Time Series (W-L-T-OT)
 Current Streak
 Last Washington Win
 Last New York Win
 Last Tie
 Last Overtime Game
 Overtime Record
 Last 10 Games (W-L-OT)
 Longest Unbeaten Streak
 Longest Winning Streak
 Longest Winless Streak
 Longest Losing Streak
 Washington Shutouts (Last)
 New York Shutouts (Last)
 Last Washington Hat Trick
 Last New York Hat Trick
 Most Washington Goals
 Most New York Goals

Overall
 WSH leads, 109-90-13-6
 1 NYI win (4/6/19)
 3/1/19 (3-1)
 4/6/19 (0-3)
 11/27/01 (5-5)
 4/5/16 (L, 3-4 OT)
 13-9-15
 5-5-0
 22 (4/12/97-3/30/02)
 11 (3/12/98-3/15/00)
 19 (10/20/74-1/16/79)
 9 (10/20/74-1/15/77)
 6 (2/7/03)
 15 (4/6/19)
 A. Oates (10/8/97)
 M. Czerkawski (11/27/01)
 8 (1/1/92)
 8 (four times)

at Washington
 WSH leads, 56-39-11-3
 2 NYI wins (1/18/19-4/6/19)
 3/16/18 (6-3)
 4/6/19 (0-3)
 10/21/00 (4-4)
 4/5/16 (L, 3-4 OT)
 6-4-12
 6-3-1
 15 (4/12/97-10/9/03)
 6 (1/24/00-10/9/03)
 9 (10/24/74-11/17/78)
 4 (10/20/74-2/22/76)
 3 (2/7/03)
 11 (4/6/19)
 P. Bondra (2/3/96)
 D. King (1/1/92)
 8 (1/1/92)
 8 (10/8/83)

at NY Islanders
 WSH leads, 53-51-2-3
 3 WSH wins (3/15/18-3/1/19)
 3/1/19 (3-1)
 12/11/17 (1-3)
 11/27/01 (5-5)
 2/18/16 (W, 3-2 OT)
 7-5-3
 6-3-1
 10 (10/8/97-11/27/01)
 9 (10/8/97-3/6/01)
 19 (1/2/75-10/21/82)
 13 (2/4/78-10/21/82)
 3 (4/13/98)
 4 (4/8/06)
 A. Oates (10/8/97)
 M. Czerkawski (11/27/01)
 7 (four times)
 8 (three times)



New York Islanders

2018-19 WASHINGTON CAPITALS VS. NEW YORK ISLANDERS

CAPITALS TIED SEASON SERIES 2-2-0 • NEW YORK 2-2-0

WASHINGTON	ISLANDERS	CAPITALS	ATTEND	GOALTENDERS	W. GOAL
JAN 18, 2019	2	0	18,605	THOMAS GREISS / BRADEN HOLTBY	JOSH BAILEY
APR 6, 2019	3	0	18,506	ROBIN LEHNER / PHEONIX COPLEY	VALTTERI FILPPULA
NEW YORK	ISLANDERS	CAPITALS	ATTEND	GOALTENDERS	W. GOAL
NOV 26, 2018	1	4	9,072	BRADEN HOLTBY / THOMAS GREISS	NIC DOWD
MAR 1, 2019	1	3	13,971	BRADEN HOLTBY / THOMAS GREISS	ALEX OVECHKIN

CAPITALS	GP	G	A	P	+/-	PIM	PP	SH	GW	EN	S	%	ISLANDERS	GP	G	A	P	+/-	PIM	PP	SH	GW	EN	S	%
NICKLAS BACKSTROM	3	0	4	4	2	2	0	0	0	0	3	0.0	VALTTERI FILPPULA	4	3	0	3	3	0	0	0	1	0	5	60.0
TOM WILSON	4	2	1	3	-2	2	1	0	0	0	11	18.2	ADAM PELECH	4	0	3	3	3	2	0	0	0	0	7	0.0
ALEX OVECHKIN	4	2	0	2	-2	4	1	0	1	1	13	15.4	CAL CLUTTERBUCK	4	1	1	2	1	0	0	0	0	0	9	11.1
T.J. OSHIE	2	1	1	2	1	0	0	0	0	1	4	25.0	LEO KOMAROV	4	0	2	2	3	0	0	0	0	0	0	0.0
JAKUB VRANA	4	1	0	1	-2	0	0	0	0	0	5	20.0	CASEY CIZIKAS	3	0	2	2	2	2	0	0	0	0	4	0.0
NIC DOWD	4	1	0	1	0	2	0	0	1	0	4	25.0	JOSH BAILEY	4	1	0	1	-2	0	0	0	1	0	7	14.3
MICHAL KEMPNY	3	0	1	1	0	0	0	0	0	0	6	0.0	TOM KUHNHACKL	3	1	0	1	1	0	0	0	0	0	4	25.0
LARS ELLER	4	0	1	1	0	0	0	0	0	0	6	0.0	MATT MARTIN	3	1	0	1	1	0	0	0	0	1	1	100.0
DMITRIJ JASKIN	2	0	1	1	0	0	0	0	0	0	3	0.0	RYAN PULOCK	4	0	1	1	1	4	0	0	0	0	12	0.0
MADISON BOWEY	2	0	1	1	0	0	0	0	0	0	1	0.0	MATHEW BARZAL	4	0	1	1	-2	0	0	0	0	0	7	0.0
JOHN CARLSON	3	0	1	1	1	2	0	0	0	0	2	0.0	ANTHONY BEAUVILLIER	4	0	1	1	2	2	0	0	0	0	6	0.0
EVGENY KUZNETSOV	3	0	1	1	-3	0	0	0	0	0	3	0.0	DEVON TOEWS	3	0	1	1	1	2	0	0	0	0	4	0.0
MATT NISKANEN	4	0	0	0	-3	0	0	0	0	0	6	0.0	NICK LEDDY	4	0	0	0	-1	0	0	0	0	0	5	0.0
NICK JENSEN	4	0	0	0	-2	0	0	0	0	0	6	0.0	THOMAS HICKEY	1	0	0	0	0	2	0	0	0	0	1	0.0
DMITRY ORLOV	4	0	0	0	-2	2	0	0	0	0	4	0.0	JORDAN EBERLE	4	0	0	0	-2	0	0	0	0	0	2	0.0
BRETT CONNOLLY	4	0	0	0	0	2	0	0	0	0	3	0.0	TANNER FRITZ	1	0	0	0	-1	2	0	0	0	0	1	0.0
CHANDLER STEPHENSON	3	0	0	0	1	0	0	0	0	0	2	0.0	SCOTT MAYFIELD	4	0	0	0	0	0	0	0	0	0	2	0.0
DEVANTE SMITH-PELLY	2	0	0	0	0	0	0	0	0	0	0	0.0	ANDERS LEE	4	0	0	0	-2	2	0	0	0	0	8	0.0
CHRISTIAN DJOOS	2	0	0	0	1	0	0	0	0	0	2	0.0	MICHAEL DAL COLLE	1	0	0	0	0	0	0	0	0	0	2	0.0
JONAS SIEGENTHALER	2	0	0	0	-1	0	0	0	0	0	1	0.0	BROCK NELSON	4	0	0	0	-1	0	0	0	0	0	10	0.0
BROOKS ORPIK	3	0	0	0	1	0	0	0	0	0	5	0.0	ROSS JOHNSTON	1	0	0	0	0	0	0	0	0	0	0	0.0
CARL HAGELIN	5	0	0	0	-2	2	0	0	0	0	12	0.0	JOHNNY BOYCHUK	4	0	0	0	1	0	0	0	0	0	6	0.0
ANDRE BURAKOVSKY	4	0	0	0	0	0	0	0	0	0	6	0.0													
TRAVIS BOYD	3	0	0	0	-2	0	0	0	0	0	2	0.0													

GOALTENDER	GP	MIN	GA	GAA	SO	W	L	OT	SA	SV%	GOALTENDER	GP	MIN	GA	GAA	SO	W	L	OT	SA	SV%
BRADEN HOLTBY	3	178	4	1.35	0	2	1	0	79	.949	ROBIN LEHNER	1	60	0	.00	1	1	0	0	29	1.000
PHEONIX COPLEY	1	58	2	2.07	0	0	1	0	23	.913	THOMAS GREISS	3	176	5	1.70	1	1	2	0	70	.929

POWER PLAY: 2 - 9 (22%)

PENALTY KILLING: 0 - 9 (100%)

POWER PLAY: 0 - 9 (0%)

PENALTY KILLING: 2 - 9 (77.8%)



Pittsburgh Penguins

CLUB INFORMATION

Founded.....**1967-68**
Home Arena.....**PPG Paints Arena (18,387)**
Stanley Cups.....**5 (most recent, 2017)**
Executive Vice President & General Manager.....**Jim Rutherford**
Head Coach.....**Mike Sullivan**
Assistant Coaches.....**Mark Recchi, Jacques Martin, Sergei Gonchar**
Senior Director of Communications.....**Jennifer Bullano**
 2018-19 Record.....**44-26-12 (100 points)**
 2019-19 Finish.....**3rd, Metropolitan Division**
 2017-18 Playoffs.....**E. Conference Semi-Finals (def. by WSH 4-2)**

CONSOL Energy Center
 1001 Fifth Avenue
 Pittsburgh, PA 15219
 412.642.1300
 Fax: 412.255.1980
 @penguins

2018-19 MEETINGS

Oct. 4 at Pittsburgh: OTL, 6-7
 Nov. 7 at Washington: W, 2-1
 Dec. 19 at Washington: L, 1-2
 March 12 at Pittsburgh: L, 3-5



ALL-TIME SERIES HISTORY

YEAR	TOTALS						HOME						AWAY											
	GP	W	L	T	OT	PTS	GF	GA	GP	W	L	T	OT	PTS	GF	GA	GP	W	L	T	OT	PTS	GF	GA
74-75	6	1	5	0	-	2	13	36	3	1	2	0	-	2	10	13	3	0	3	0	-	0	3	23
75-76	6	1	4	1	-	3	23	36	3	0	2	1	-	1	11	17	3	1	2	0	-	2	12	19
76-77	6	4	1	1	-	9	22	16	3	2	0	1	-	5	12	8	3	2	1	0	-	4	10	8
77-78	6	4	1	1	-	9	20	15	3	2	1	0	-	4	7	7	3	2	0	1	-	5	13	8
78-79	8	3	4	1	-	7	28	32	4	2	2	0	-	4	17	18	4	1	2	1	-	3	11	14
79-80	4	1	3	0	-	2	10	16	2	1	1	0	-	2	9	7	2	0	2	0	-	0	1	9
80-81	4	1	2	1	-	3	14	18	2	0	2	0	-	0	7	13	2	1	0	1	-	3	7	5
81-82	8	2	5	1	-	5	33	40	4	1	3	0	-	2	17	19	4	1	2	1	-	3	16	21
82-83	7	5	1	1	-	11	36	23	4	3	0	1	-	7	22	13	3	2	1	0	-	4	14	10
83-84	7	6	1	0	-	12	28	12	3	2	1	0	-	4	15	5	4	4	0	0	-	8	13	7
84-85	7	6	0	1	-	13	44	20	4	4	0	0	-	8	29	9	3	2	0	1	-	5	15	11
85-86	7	6	1	0	-	12	27	22	3	3	0	0	-	6	14	9	4	3	1	0	-	6	13	13
86-87	7	3	4	0	-	6	26	30	4	3	1	0	-	6	15	13	3	0	3	0	-	0	11	17
87-88	7	1	5	1	-	3	23	32	3	1	2	0	-	2	13	14	4	0	3	1	-	1	10	18
88-89	7	3	4	0	-	6	35	31	4	2	2	0	-	4	19	13	3	1	2	0	-	2	16	18
89-90	7	2	5	0	-	4	28	34	3	1	2	0	-	2	14	16	4	1	3	0	-	2	14	18
90-91	7	2	4	1	-	5	26	29	4	1	2	1	-	3	19	22	3	1	2	0	-	2	7	7
91-92	7	5	2	0	-	10	35	21	4	3	1	0	-	6	19	15	3	2	1	0	-	4	16	6
92-93	7	1	5	1	-	3	22	32	4	1	2	1	-	3	11	14	3	0	3	0	-	0	11	18
93-94	4	2	1	1	-	5	18	14	2	1	0	1	-	3	11	7	2	1	1	0	-	2	7	7
94-95	4	2	2	0	-	4	11	10	2	1	1	0	-	2	8	6	2	1	1	0	-	2	3	4
95-96	4	1	3	0	-	2	8	12	2	1	1	0	-	2	6	5	2	0	2	0	-	0	2	7
96-97	4	1	3	0	-	2	11	14	2	1	1	0	-	2	7	7	2	0	2	0	-	0	4	7
97-98	4	1	1	2	-	4	9	9	2	0	1	1	-	1	3	6	2	1	0	1	-	3	6	3
98-99	4	2	2	0	-	4	12	17	2	2	0	0	-	4	9	7	2	0	2	0	-	0	3	10
99-00	4	1	2	0	1	3	8	12	2	1	0	0	1	3	6	6	2	0	2	0	0	0	2	6
00-01	4	2	2	0	0	4	13	14	2	1	1	0	0	2	7	8	2	1	1	0	0	2	6	6
01-02	4	0	2	2	0	2	11	16	2	0	0	2	0	2	6	6	2	0	2	0	0	0	5	10
02-03	4	3	1	0	0	6	13	8	2	2	0	0	0	4	7	4	2	1	1	0	0	2	6	4
03-04	4	2	2	0	0	4	12	13	2	2	0	0	0	4	8	5	2	0	2	0	0	0	4	8
05-06	4	1	3	-	0	2	14	22	2	1	1	-	0	2	9	9	2	0	2	-	0	0	5	13
06-07	4	0	3	-	1	1	9	13	2	0	1	-	1	1	7	9	2	0	2	-	0	0	2	4
07-08	4	1	2	-	1	3	11	15	2	0	2	-	0	0	3	6	2	1	0	-	1	3	8	9
08-09	4	3	0	-	1	7	18	11	2	1	0	-	1	3	8	5	2	2	0	-	0	4	10	6
09-10	4	4	0	-	0	8	20	13	2	2	0	-	0	4	8	7	2	2	0	-	0	4	12	6
10-11	4	3	0	-	1	7	9	3	2	1	0	-	1	3	5	2	2	2	0	-	0	4	4	1
11-12	4	2	1	-	1	5	8	8	2	1	1	-	0	2	2	2	2	1	0	-	1	3	6	7
12-13	3	0	3	-	0	0	6	13	1	0	1	-	0	0	3	6	2	0	2	-	0	0	3	7
13-14	4	0	4	-	0	0	5	13	2	0	2	-	0	0	2	7	2	0	2	-	0	0	3	6
14-15	4	3	1	-	0	6	13	5	2	1	1	-	0	2	7	4	2	2	0	-	0	4	6	1
15-16	5	2	2	-	1	5	13	16	3	1	1	-	1	3	7	9	2	1	1	-	0	2	6	7
16-17	4	2	0	-	2	6	21	14	2	2	0	-	0	4	12	3	2	0	0	-	2	2	9	11
17-18	4	2	2	-	0	4	13	12	2	1	1	-	0	2	6	4	2	1	1	-	0	2	7	8
18-19	4	1	2	-	1	3	12	15	2	1	1	-	0	2	3	3	2	0	1	-	1	1	9	12
Totals	225	98	101	16	10	222	791	806	114	57	43	9	5	128	440	387	111	41	58	7	5	94	351	419

SERIES INFORMATION

All-Time Series (W-L-T-OT)
 Current Streak
 Last Washington Win
 Last Pittsburgh Win
 Last Tie
 Last Overtime Game
 Overtime Record
 Last 10 Games (W-L-OT)
 Longest Unbeaten Streak
 Longest Winning Streak
 Longest Winless Streak
 Longest Losing Streak
 Washington Shutouts (Last)
 Pittsburgh Shutouts (Last)
 Last Washington Hat Trick
 Last Pittsburgh Hat Trick
 Most Washington Goals
 Most Pittsburgh Goals

Overall
 WSH trails, 98-101-16-10
 1 PIT win (3/12/19)
 11/7/18 (2-1)
 3/12/19 (3-5)
 12/22/01 (4-4)
 10/4/18 (L, 6-7 OT)
 7-15-9
 4-4-2
 15 (10/25/83-11/20/85)
 9 (12/2/84-11/20/85)
 8 (two times)
 8 (1/22/12-3/11/14)
 9 (1/28/15)
 9 (3/11/14)
 A. Ovechkin (2/7/10)
 E. Malkin (1/16/17)
 9 (two times)
 12 (3/15/75)

at Washington
 WSH leads, 57-43-9-5
 1 PIT win (12/19/18)
 11/7/18 (2-1)
 12/19/18 (1-2)
 12/22/01 (4-4)
 4/7/16 (L, 3-4 OT)
 4-7-6
 5-4-1
 9 (3/1/84-4/1/86)
 9 (3/1/84-4/1/86)
 4 (three times)
 4 (1/22/12-3/19/13)
 5 (1/28/15)
 3 (11/20/13)
 A. Ovechkin (2/7/10)
 M. Straka (1/8/01)
 9 (two times)
 7 (eight times)

at Pittsburgh
 WSH trails, 41-58-7-5
 1 PIT win (3/12/19)
 4/1/18 (3-1)
 3/12/19 (3-5)
 2/4/98 (2-2)
 10/4/18 (L, 6-7 OT)
 3-8-3
 4-3-3
 11 (12/18/82-11/20/85)
 6 (12/18/82-3/5/84)
 9 (10/9/86-11/30/88)
 7 (3/16/04-12/27/07)
 4 (12/27/14)
 6 (3/11/14)
 R. Burridge (3/15/94)
 E. Malkin (1/16/17)
 8 (10/29/91)
 12 (3/15/75)



Pittsburgh Penguins

2018-19 WASHINGTON CAPITALS VS. PITTSBURGH PENGUINS

CAPITALS LOST SEASON SERIES, 1-2-1 - PITTSBURGH 3-1-0

WASHINGTON	PENGUINS	CAPITALS	ATTEND	GOALTENDERS	W. GOAL
NOV 7, 2018	1	2	18,506	BRADEN HOLTBY / CASEY DESMITH	T.J. OSHIE
DEC 19, 2018	2	1	18,506	MATT MURRAY / BRADEN HOLTBY	BRYAN RUST
PITTSBURGH	PENGUINS	CAPITALS	ATTEND	GOALTENDERS	W. GOAL
OCT 4, 2018	7	6	18,627	MATT MURRAY / BRADEN HOLTBY	KRIS LETANG
MAR 12, 2019	5	3	18,640	MATT MURRAY / BRADEN HOLTBY	PHIL KESSEL

CAPITALS	GP	G	A	P	+/-	PIM	PP	SH	GW	EN	S	%	PENGUINS	GP	G	A	P	+/-	PIM	PP	SH	GW	EN	S	%
T.J. OSHIE	4	3	3	6	4	0	0	0	1	0	7	42.9	SIDNEY CROSBY	4	4	3	7	2	2	3	0	0	0	19	21.0
JOHN CARLSON	4	2	3	5	2	0	1	0	0	0	13	15.4	EVGENI MALKIN	4	1	5	6	-1	12	0	0	0	0	8	12.5
NICKLAS BACKSTROM	4	0	4	4	3	2	0	0	0	0	6	0.0	JAKE GUENTZEL	4	3	1	4	2	6	1	0	0	0	14	21.4
JAKUB VRANA	4	3	0	3	5	4	0	0	0	0	8	37.5	KRIS LETANG	3	2	2	4	1	2	1	0	1	0	9	22.2
ALEX OVECHKIN	4	2	1	3	0	4	1	0	0	0	16	12.5	PHIL KESSEL	4	1	3	4	-1	4	1	0	1	0	8	12.5
EVGENY KUZNETSOV	4	0	2	2	0	2	0	0	0	0	14	0.0	JUSTIN SCHULTZ	2	0	4	4	1	0	0	0	0	0	4	0.0
LARS ELLER	4	1	0	1	-3	4	0	0	0	0	8	12.5	JARED MCCANN	2	2	1	3	0	0	0	0	0	1	6	33.3
BROOKS ORPIK	2	1	0	1	0	0	0	0	0	0	3	33.3	DERICK BRASSARD	3	2	0	2	1	0	0	0	0	0	11	18.2
DMITRY ORLOV	4	0	1	1	0	0	0	0	0	0	12	0.0	BRIAN DUMOULIN	4	0	2	2	0	2	0	0	0	0	5	0.0
BRETT CONNOLLY	4	0	1	1	-3	2	0	0	0	0	16	0.0	JAMIE OLEKSIK	3	1	0	1	-1	7	0	0	0	0	1	100.0
CHRISTIAN DJOOS	2	0	1	1	2	0	0	0	0	0	0	0.0	BRYAN RUST	3	1	0	1	-2	2	0	0	1	0	4	25.0
TOM WILSON	2	0	1	1	0	7	0	0	0	0	2	0.0	JEAN-SEBASTIEN DEA	1	1	0	1	2	0	0	0	0	0	2	50.0
MATT NISKANEN	4	0	0	0	0	4	0	0	0	0	9	0.0	DANIEL SPRONG	1	0	1	1	-1	0	0	0	0	0	0	0.0
NICK JENSEN	2	0	0	0	1	0	0	0	0	0	2	0.0	DOMINIK SIMON	3	0	1	1	-1	0	0	0	0	0	4	0.0
MICHAL KEMPNY	3	0	0	0	0	6	0	0	0	0	3	0.0	RILEY SHEAHAN	4	0	1	1	-2	0	0	0	0	0	10	0.0
CHANDLER STEPHENSON	2	0	0	0	-3	0	0	0	0	0	0	0.0	DEREK GRANT	1	0	1	1	0	0	0	0	0	0	0	0.0
DMITRIJ JASKIN	2	0	0	0	0	0	0	0	0	0	1	0.0	PATRIC HORNQVIST	4	0	1	1	2	0	0	0	0	0	9	0.0
DEVANTE SMITH-PELLY	3	0	0	0	0	0	0	0	0	0	7	0.0	JACK JOHNSON	4	0	1	1	0	0	0	0	0	0	4	0.0
NIC DOWD	3	0	0	0	0	0	0	0	0	0	1	0.0	CHAD RUHWEDDEL	1	0	0	0	0	0	0	0	0	0	2	0.0
JONAS SIEGENTHALER	1	0	0	0	0	2	0	0	0	0	0	0.0	OLLI MAATTA	3	0	0	0	-1	0	0	0	0	0	7	0.0
CARL HAGELIN	2	0	0	0	-1	0	0	0	0	0	2	0.0	ZACH TROTMAN	1	0	0	0	0	0	0	0	0	0	1	0.0
ANDRE BURAKOVSKY	3	0	0	0	-1	0	0	0	0	0	0	0.0	MATT CULLEN	4	0	0	0	-2	0	0	0	0	0	2	0.0
TRAVIS BOYD	3	0	0	0	0	2	0	0	0	0	1	0.0	GARRETT WILSON	3	0	0	0	0	0	0	0	0	0	3	0.0
MADISON BOWEY	3	0	0	0	0	2	0	0	0	0	1	0.0	NICK BJUGSTAD	2	0	0	0	1	0	0	0	0	0	8	0.0
NATHAN WALKER	1	0	0	0	0	0	0	0	0	0	1	0.0	MARCUS PETERSSON	3	0	0	0	-2	2	0	0	0	0	2	0.0

GOALTENDERS	GP	MIN	GA	GAA	SO	W	L	OT	SA	SV%	GOALTENDERS	GP	MIN	GA	GAA	SO	W	L	OT	SA	SV%
BRADEN HOLTBY	4	238	14	3.53	0	1	2	1	142	.901	MATT MURRAY	3	181	10	3.31	0	3	0	0	109	.908
											CASEY DESMITH	1	59	2	2.03	0	0	1	0	22	.909

POWER PLAY: 2 - 15 (13%)

PENALTY KILLING: 6 - 17 (64.7%)

POWER PLAY: 6 - 17 (35%)

PENALTY KILLING: 2 - 15 (86.7%)



San Jose Sharks

CLUB INFORMATION

Founded.....1991-92
Home Arena.....SAP Center at San Jose (17,562)
Stanley Cups.....None
General Manager.....Doug Wilson
Head Coach.....Peter DeBoer
Assistant Coaches.....Rob Zetter, Dave Barr, Steve Spott
Vice President of Media Relations & Broadcasting.....Scott Emmert
 2018-19 Record.....46-27-9 (101 points)
 2018-19 Finish.....2nd, Pacific Division
 2017-18 Playoffs.....W. Conf. Semi-Finals (def. by VGK, 4-2)

Sap Center at San Jose
 525 West Santa Clara Street
 San Jose, CA 95113
 408.287.7070
 Fax: 408.999.5797
 @SanJoseSharks



2018-19 MEETINGS

Jan. 22 at Washington: OTL, 6-7
 Feb. 14 at San Jose: W, 5-1

ALL-TIME SERIES HISTORY

YEAR	TOTALS							HOME							AWAY											
	GP	W	L	T	OT	PTS	GF	GA	GP	W	L	T	OT	PTS	GF	GA	GP	W	L	T	OT	PTS	GF	GA		
91-92	2	2	0	0	-	4	10	4	1	1	0	0	-	2	6	2	1	1	0	0	-	2	4	2		
92-93	2	2	0	0	-	4	9	6	1	1	0	0	-	2	5	3	1	1	0	0	-	2	4	3		
93-94	2	1	1	0	-	2	5	4	1	0	1	0	-	0	1	2	1	1	0	0	-	2	4	2		
94-95	Teams did not meet in 1994-95																									
95-96	2	1	1	0	-	2	6	7	1	1	0	0	-	2	3	2	1	0	1	0	-	0	3	5		
96-97	2	1	1	0	-	2	5	5	1	1	0	0	-	2	3	2	1	0	1	0	-	0	2	3		
97-98	2	0	1	1	-	1	5	8	1	0	1	0	-	0	2	5	1	0	0	1	-	1	3	3		
98-99	2	1	1	0	-	2	4	3	1	1	0	0	-	2	3	1	1	0	1	0	-	0	1	2		
99-00	2	0	2	0	0	0	3	5	1	0	1	0	0	0	2	3	1	0	1	0	0	0	1	2		
00-01	1	0	1	0	0	0	3	5	1	0	1	0	0	0	3	5	0	0	0	0	0	0	0	0		
01-02	2	0	2	0	0	0	6	10	1	0	1	0	0	0	2	5	1	0	1	0	0	0	4	5		
02-03	2	0	2	0	0	0	2	5	1	0	1	0	0	0	2	3	1	0	1	0	0	0	0	2		
03-04	1	0	1	0	0	0	2	3	1	0	1	0	0	0	2	3	0	0	0	0	0	0	0	0		
05-06	1	0	1	-	0	0	1	4	0	0	0	-	0	0	0	0	1	0	1	-	0	0	1	4		
06-07	1	0	0	-	1	1	2	2	1	0	0	-	1	1	2	2	0	0	0	-	0	0	0	0		
07-08	Teams did not meet in 2007-08																									
08-09	1	0	1	-	0	0	2	7	0	0	0	-	0	0	0	0	1	0	1	-	0	0	2	7		
09-10	2	1	1	-	0	2	6	6	1	1	0	-	0	2	4	1	1	0	1	-	0	0	2	5		
10-11	2	0	2	-	0	0	2	5	1	0	1	-	0	0	0	2	1	0	1	-	0	0	2	3		
11-12	2	0	2	-	0	0	5	10	1	0	1	-	0	0	3	5	1	0	1	-	0	0	2	5		
12-13	Teams did not meet in 2012-13																									
13-14	2	1	0	-	1	3	3	3	1	0	0	-	1	1	1	1	1	1	0	-	0	2	2	2		
14-15	2	1	0	-	1	3	10	9	1	0	0	-	1	1	5	5	1	1	0	-	0	2	5	4		
15-16	2	0	2	-	0	0	2	10	1	0	1	-	0	0	0	5	1	0	1	-	0	0	2	5		
16-17	2	0	2	-	0	0	2	7	1	0	1	-	0	0	0	3	1	0	1	-	0	0	2	4		
17-18	2	2	0	-	0	4	6	1	1	1	0	-	-	2	4	1	1	1	0	-	0	2	2	0		
18-19	2	1	0	-	1	3	11	8	1	0	0	-	1	1	6	7	1	1	0	-	0	2	5	1		
Totals	43	14	24	1	4	33	107	136	22	7	11	0	4	18	60	68	21	7	13	1	0	15	54	69		

SERIES INFORMATION

	Overall	at Washington	at San Jose
All-Time Series (W-L-T-OT)	WSH trails, 14-24-1-4	WSH trails, 7-11-0-4	WSH trails, 7-13-1-0
Current Streak	1 WSH win (2/14/19)	1 SJ OT win (1/22/19)	2 WSH wins (3/10/18-2/14/19)
Last Washington Win	2/14/19 (5-1)	12/4/17 (4-1)	2/14/19 (5-1)
Last San Jose Win	1/22/19 (6-7 OT)	1/22/19 (6-7 OT)	3/9/17 (2-4)
Last Tie	12/10/97 (3-3)	None	12/10/97 (3-3)
Last Overtime Game	1/22/19 (L, 6-7 OT)	1/22/19 (L, 6-7 OT)	2/11/15 (W, 5-4 OT)
Overtime Record	2-4-1	0-4-0	2-0-1
Last 10 Games (W-L-T-OT)	4-4-2	2-4-4	4-6-0
Longest Unbeaten Streak	5 (2/9/92-10/30/93)	2 (three times)	3 (2/18/92-10/30/93)
Longest Winning Streak	5 (2/9/92-10/30/93)	2 (two times)	3 (2/18/92-10/30/93)
Longest Winless Streak	11 (10/16/99-11/22/08)	6 (two times)	12 (12/2/95-1/7/12)
Longest Losing Streak	11 (10/16/99-11/22/08)	6 (two times)	9 (12/12/98-1/7/12)
Washington Shutouts (Last)	1 (3/10/18)	None	3/10/18
San Jose Shutouts (Last)	4 (11/8/16)	3 (11/8/16)	1 (12/14/02)
Last Washington Hat Trick	A. Ovechkin (1/22/19)	A. Ovechkin (1/22/19)	None
Last San Jose Hat Trick	T. Hertl (1/22/19)	T. Hertl (1/22/19)	None
Most Washington Goals	6 (two times)	6 (two times)	5 (2/14/19)
Most San Jose Goals	7 (twice)	7 (1/22/19)	7 (11/22/08)



San Jose Sharks

2018-19 WASHINGTON CAPITALS VS. SAN JOSE SHARKS

CAPITALS WON SEASON SERIES, 1-0-1 • SAN JOSE 0-1-1

WASHINGTON	SHARKS	CAPITALS	ATTEND	GOALTENDERS	W. GOAL
JAN 22, 2019	7	6	18,506	MARTIN JONES / BRADEN HOLTBY	TOMAS HERTL

SAN JOSE	SHARKS	CAPITALS	ATTEND	GOALTENDERS	W. GOAL
FEB 14, 2019	1	5	17,562	BRADEN HOLTBY / MARTIN JONES	JAKUB VRANA

CAPITALS													SHARKS												
GP	G	A	P	+/-	PIM	PP	SH	GW	EN	S	%	GP	G	A	P	+/-	PIM	PP	SH	GW	EN	S	%		
ALEX OVECHKIN	2	4	2	6	0	0	1	0	0	0	9	44.4	TOMAS HERTL	2	3	1	4	-2	0	2	0	1	0	7	42.9
T.J. OSHIE	2	3	3	6	2	2	1	0	0	0	9	33.3	JOE PAVELSKI	2	1	3	4	2	2	0	0	0	0	4	25.0
JAKUB VRANA	2	1	3	4	4	0	0	0	1	0	5	20.0	GUSTAV NYQUIST	3	1	2	3	0	0	0	0	0	0	9	11.1
NICKLAS BACKSTROM	2	0	4	4	1	0	0	0	0	0	2	0.0	LOGAN COUTURE	2	1	2	3	2	0	0	0	0	0	6	16.7
TOM WILSON	2	1	2	3	3	0	0	0	0	1	5	20.0	EVANDER KANE	2	2	0	2	-3	2	0	0	0	0	9	22.2
EVGENY KUZNETSOV	2	1	2	3	2	0	0	0	0	0	7	14.3	JOE THORNTON	2	0	2	2	-1	2	0	0	0	0	0	0.0
JOHN CARLSON	2	0	2	2	1	2	0	0	0	0	4	0.0	TIMO MEIER	2	0	2	2	3	0	0	0	0	0	9	0.0
ANDRE BURAKOVSKY	2	1	0	1	0	0	0	0	0	0	3	33.3	BRENT BURNS	2	0	2	2	-2	2	0	0	0	0	12	0.0
CHANDLER STEPHENSON	2	0	1	1	0	0	0	0	0	0	1	0.0	KEVIN LABANC	2	1	0	1	0	0	0	0	0	0	5	20.0
TRAVIS BOYD	1	0	1	1	0	0	0	0	0	0	0	0.0	TIM HEED	2	0	1	1	-1	2	0	0	0	0	3	0.0
MATT NISKANEN	2	0	0	0	0	2	0	0	0	0	4	0.0	BRENDEN DILLON	2	0	0	0	-3	2	0	0	0	0	3	0.0
MICHAL KEMPNY	2	0	0	0	-1	2	0	0	0	0	1	0.0	MICHEAL HALEY	1	0	0	0	0	0	0	0	0	0	1	0.0
DMITRY ORLOV	2	0	0	0	3	0	0	0	0	0	2	0.0	MARCUS SORENSEN	2	0	0	0	0	0	0	0	0	0	1	0.0
BRETT CONNOLLY	2	0	0	0	-1	0	0	0	0	0	4	0.0	BARCLAY GOODROW	2	0	0	0	-2	0	0	0	0	0	1	0.0
LARS ELLER	2	0	0	0	-1	2	0	0	0	0	6	0.0	JOONAS DONSKOI	2	0	0	0	-4	0	0	0	0	0	1	0.0
DMITRIJ JASKIN	2	0	0	0	0	2	0	0	0	0	3	0.0	MARC-EDOUARD VLASIC	1	0	0	0	0	0	0	0	0	0	0	0.0
DEVANTE SMITH-PELLY	1	0	0	0	0	0	0	0	0	0	0	0.0	JOAKIM RYAN	1	0	0	0	0	0	0	0	0	0	0	0.0
CHRISTIAN DJOOS	1	0	0	0	0	0	0	0	0	0	1	0.0	RADIM SIMEK	2	0	0	0	0	2	0	0	0	0	3	0.0
JONAS SIEGENTHALER	1	0	0	0	1	0	0	0	0	0	1	0.0	LUKAS RADIL	2	0	0	0	-2	0	0	0	0	0	1	0.0
BROOKS ORPIK	2	0	0	0	3	0	0	0	0	0	1	0.0	JUSTIN BRAUN	2	0	0	0	-2	0	0	0	0	0	4	0.0
CARL HAGELIN	1	0	0	0	0	2	0	0	0	0	2	0.0	MELKER KARLSSON	2	0	0	0	-2	0	0	0	0	0	0	0.0

GOALTENDER											GOALTENDER										
GP	MIN	GA	GAA	SO	W	L	OT	SA	SV%	GP	MIN	GA	GAA	SO	W	L	OT	SA	SV%		
BRADEN HOLTBY	2	122	8	3.94	0	1	0	1	69	.884	MARTIN JONES	2	117	10	5.12	0	1	1	0	67	.851

POWER PLAY: 2 - 7 (29%)

PENALTY KILLING: 2 - 7 (71.4%)

POWER PLAY: 2 - 7 (29%)

PENALTY KILLING: 2 - 7 (71.4%)



St. Louis Blues

CLUB INFORMATION

Founded.....1967-68
 Home Arena.....Enterprise Center (18,400)
 Stanley Cups.....None
 President of Hockey Operations, General Manager/Alt. Gov.....Doug Armstrong
 Interim Head Coach.....Craig Berube
 Assistant Coaches.....Mike Van Ryn, Steve Ott
 Senior Vice President of Marketing and Public Relations.....Mike Caruso
 2017-18 Record.....45-28-9 (99 points)
 2017-18 Finish.....3rd, Central Division
 2017-18 Playoffs.....DNQ

Enterprise Center
 1401 Clark Ave.
 St. Louis, MO 63103
 314.622.2500
 Fax: 314.622.2582
 @StLouisBlues



2018-19 MEETINGS

Jan. 3 at St. Louis: L, 2-5
 Jan. 14 at Washington: L, 1-4

ALL-TIME SERIES HISTORY

YEAR	TOTALS									HOME						AWAY								
	GP	W	L	T	OT	PTS	GF	GA	GP	W	L	T	OT	PTS	GF	GA	GP	W	L	T	OT	PTS	GF	GA
74-75	4	0	4	0	-	0	6	25	2	0	2	0	-	0	3	10	2	0	2	0	-	0	3	15
75-76	4	0	4	0	-	0	7	20	2	0	2	0	-	0	3	7	2	0	2	0	-	0	4	13
76-77	4	3	1	0	-	6	14	10	2	2	0	0	-	4	8	4	2	1	1	0	-	2	6	6
77-78	4	1	1	2	-	4	9	9	2	1	1	0	-	2	4	4	2	0	0	2	-	2	5	5
78-79	4	2	2	0	-	4	14	16	2	1	1	0	-	2	8	8	2	1	1	0	-	2	6	8
79-80	4	2	2	0	-	4	14	18	2	2	0	0	-	4	11	7	2	0	2	0	-	0	3	11
80-81	4	0	2	2	-	2	12	16	2	0	1	1	-	1	5	6	2	0	1	1	-	1	7	10
81-82	3	2	1	0	-	4	21	12	2	2	0	0	-	4	17	5	1	0	1	0	-	0	4	7
82-83	3	1	1	1	-	3	12	12	1	0	1	0	-	0	3	4	2	1	0	1	-	3	9	8
83-84	3	2	1	0	-	4	12	8	2	1	1	0	-	2	8	6	1	1	0	0	-	2	4	2
84-85	3	2	0	1	-	5	14	10	1	1	0	0	-	2	7	5	2	1	0	1	-	3	7	5
85-86	3	3	0	0	-	6	14	9	2	2	0	0	-	4	9	5	1	1	0	0	-	2	5	4
86-87	3	2	0	1	-	5	14	10	1	1	0	0	-	2	5	3	2	1	0	1	-	3	9	7
87-88	3	0	2	1	-	1	5	9	2	0	1	1	-	1	4	6	1	0	1	0	-	0	1	3
88-89	3	2	0	1	-	5	13	10	1	1	0	0	-	2	4	3	2	1	0	1	-	3	9	7
89-90	3	0	2	1	-	1	2	6	2	0	1	1	-	1	2	5	1	0	1	0	-	0	0	1
90-91	3	0	2	1	-	1	7	12	1	0	1	0	-	0	1	2	2	0	1	1	-	1	6	10
91-92	3	2	1	0	-	4	15	12	1	1	0	0	-	2	6	4	2	1	1	0	-	2	9	8
92-93	2	2	0	0	-	4	15	8	1	1	0	0	-	2	5	2	1	1	0	0	-	2	10	6
93-94	2	2	0	0	-	4	9	5	1	1	0	0	-	2	5	2	1	1	0	0	-	2	4	3
94-95																								
95-96	2	2	0	0	-	4	7	2	1	1	0	0	-	2	4	1	1	1	0	0	-	2	3	1
96-97	2	2	0	0	-	4	9	6	1	1	0	0	-	2	3	2	1	1	0	0	-	2	6	4
97-98	2	1	1	0	-	2	6	7	1	1	0	0	-	2	4	2	1	0	1	0	-	0	2	5
98-99	2	0	2	0	-	0	4	8	1	0	1	0	-	0	2	4	1	0	1	0	-	0	2	4
99-00	2	0	1	1	0	1	2	3	1	0	0	1	0	1	1	1	1	0	1	0	0	0	1	2
00-01	1	0	1	0	0	0	0	2	0	0	0	0	0	0	0	0	1	0	1	0	0	0	0	2
01-02	2	0	2	0	0	0	2	8	1	0	1	0	0	0	1	4	1	0	1	0	0	0	1	4
02-03	1	0	1	0	0	0	3	5	1	0	1	0	0	0	3	5	0	0	0	0	0	0	0	0
03-04	1	0	1	0	0	0	1	4	0	0	0	0	0	0	0	0	1	0	1	0	0	0	1	4
05-06	1	1	0	-	0	2	4	4	1	1	0	-	0	2	4	4	0	0	0	-	0	0	0	0
06-07																								
07-08	1	0	1	-	0	0	3	4	0	0	0	-	0	0	0	0	1	0	1	-	0	0	3	4
08-09	1	1	0	-	0	2	4	2	1	1	0	-	0	2	4	2	0	0	0	-	0	0	0	0
09-10	1	0	0	-	1	1	3	3	0	0	0	-	0	0	0	0	1	0	0	-	1	1	3	3
10-11	2	2	0	-	0	4	7	3	1	1	0	-	0	2	3	2	1	1	0	-	0	2	4	1
11-12	1	0	1	-	0	0	1	2	1	0	1	-	0	0	1	2	0	0	0	-	0	0	0	0
12-13																								
13-14	2	2	0	-	0	4	8	2	1	1	0	-	0	2	4	1	1	1	0	-	0	2	4	1
14-15	2	0	2	-	0	0	4	8	1	0	1	-	0	0	3	4	1	0	1	-	0	0	1	4
15-16	2	1	1	-	0	2	5	5	1	0	1	-	0	0	0	4	1	1	0	-	0	2	5	1
16-17	2	2	0	-	0	4	11	6	1	1	0	-	0	2	4	3	1	1	0	-	0	2	7	3
17-18	2	2	0	-	0	4	8	5	1	1	0	-	0	2	4	3	1	1	0	-	0	2	4	2
18-19	2	0	2	-	0	0	3	9	1	0	1	-	0	0	1	4	1	0	1	-	0	0	2	5
Totals	99	44	42	12	1	101	324	335	49	26	19	4	0	57	164	146	50	18	23	8	1	45	160	189

S INFORMATION

Series (W-L-T-OT)
 Current Streak
 Last Washington Win
 Last St. Louis Win
 Last Tie
 Last Overtime Game
 Overtime Record
 Last 10 Games (W-L-OT)
 Longest Unbeaten Streak
 Longest Winning Streak
 Longest Winless Streak
 Longest Losing Streak
 Washington Shutouts (Last)
 St. Louis Shutouts (Last)
 Last Washington Hat Trick
 Last St. Louis Hat Trick
 Most Washington Goals
 Most St. Louis Goals

Overall
 WSH leads, 44-42-12-1
 2 STL wins (1/3/19-1/14/19)
 4/2/18 (4-2)
 1/14/19 (1-4)
 1/1/00 (1-1)
 1/7/18 (W, 4-2 OT)
 2-0-9
 5-5-0
 11 (3/25/84 - 12/20/87)
 9 (3/17/92 - 3/25/97)
 9 (11/28/98-10/18/03)
 8 (12/7/74 - 2/13/76)
 None
 4 (3/26/16)
 A. Ovechkin (11/23/16)
 B. Hull (2/27/92)
 10 (2/11/93)
 9 (11/15/75)

at Washington
 WSH leads, 26-19-4-0
 1 STL win (1/3/19)
 1/7/18 (4-3 OT)
 1/14/19 (1-4)
 1/1/00 (1-1)
 1/7/18 (W, 4-3 OT)
 2-0-4
 6-4-0
 6 (3/17/92 - 12/29/97)
 6 (3/17/92 - 12/29/97)
 4 (two times)
 4 (12/8/74-2/13/76)
 None
 2 (3/26/16)
 A. Ovechkin (11/23/16)
 none
 9 (2/25/82)
 7 (2/23/75)

at St. Louis
 WSH trails, 18-23-8-1
 1 STL win (1/14/19)
 4/2/18 (4-2)
 1/3/19 (2-5)
 12/20/90 (3-3)
 2/13/10 (L, 3-4 SO)
 0-0-5
 5-4-1
 9 (10/30/82-3/14/87)
 4 (2/11/93-10/26/96)
 8 (10/25/97-2/13/10)
 8 (10/25/97-2/13/10)
 None
 2 (11/2/00)
 A. Ovechkin (4/9/16)
 B. Hull (2/27/92)
 10 (2/11/93)
 9 (11/15/75)



St. Louis Blues

2018-19 WASHINGTON CAPITALS VS. ST. LOUIS BLUES

CAPITALS LOST SEASON SERIES, 0-2-0 • St. LOUIS 2-0-0

WASHINGTON	BLUES	CAPITALS	ATTEND	GOALTENDERS	W. GOAL
JAN 14, 2019	4	1	18,506	JAKE ALLEN / PHEONIX COPLEY	VINCE DUNN
ST. LOUIS	BLUES	CAPITALS	ATTEND	GOALTENDERS	W. GOAL
JAN 3, 2019	5	2	17,200	JAKE ALLEN / BRADEN HOLTBY	OSKAR SUNDQVIST

CAPITALS	GP	G	A	P	+/-	PIM	PP	SH	GW	EN	S	%	BLUES	GP	G	A	P	+/-	PIM	PP	SH	GW	EN	S	%
ALEX OVECHKIN	2	2	0	2	-2	2	1	0	0	0	6	33.3	RYAN O'REILLY	2	0	4	4	2	2	0	0	0	0	7	0.0
MICHAL KEMPNY	2	0	2	2	1	2	0	0	0	0	4	0.0	ALEX PIETRANGELO	2	1	2	3	4	4	0	0	0	0	7	14.3
BRETT CONNOLLY	2	1	0	1	-2	0	0	0	0	0	4	25.0	DAVID PERRON	2	1	2	3	2	2	0	0	0	0	8	12.5
DMITRY ORLOV	2	0	1	1	-4	0	0	0	0	0	0	0.0	VINCE DUNN	2	1	1	2	1	2	0	0	1	0	2	50.0
LARS ELLER	2	0	1	1	-2	0	0	0	0	0	3	0.0	IVAN BARBASHEV	2	1	1	2	1	0	0	0	0	0	2	50.0
CARL HAGELIN	2	0	1	1	1	0	0	0	0	0	5	0.0	VLADIMIR TARASENKO	1	1	1	2	2	2	1	0	0	0	2	50.0
TRAVIS BOYD	1	0	1	1	0	0	0	0	0	0	0	0.0	JADEN SCHWARTZ	2	0	2	2	2	0	0	0	0	0	11	0.0
JOHN CARLSON	2	0	1	1	0	0	0	0	0	0	3	0.0	ROBERT THOMAS	1	1	0	1	1	0	0	0	0	0	1	100.0
MATT NISKANEN	2	0	0	0	-4	4	0	0	0	0	2	0.0	TYLER BOZAK	1	1	0	1	0	0	0	0	0	0	2	50.0
NICK JENSEN	1	0	0	0	1	0	0	0	0	0	3	0.0	COLTON PARAYKO	2	1	0	1	1	0	1	0	0	0	7	14.3
JAKUB VRANA	2	0	0	0	-2	0	0	0	0	0	1	0.0	OSKAR SUNDQVIST	2	1	0	1	0	0	0	0	1	0	5	20.0
CHANDLER STEPHENSON	2	0	0	0	0	0	0	0	0	0	2	0.0	ROBERT BORTUZZO	2	0	1	1	0	5	0	0	0	0	2	0.0
NICKLAS BACKSTROM	2	0	0	0	-2	0	0	0	0	0	3	0.0	MICHAEL DEL ZOTTO	1	0	1	1	0	0	0	0	0	0	3	0.0
DMITRIJ JASKIN	1	0	0	0	0	0	0	0	0	0	3	0.0	CARL GUNNARSSON	1	0	0	0	4	0	0	0	0	0	0	0.0
DEVANTE SMITH-PELLY	1	0	0	0	0	0	0	0	0	0	3	0.0	JOEL EDMUNDSON	2	0	0	0	1	0	0	0	0	0	4	0.0
NIC DOWD	1	0	0	0	0	0	0	0	0	0	0	0.0	PAT MAROON	2	0	0	0	0	4	0	0	0	0	3	0.0
TOM WILSON	2	0	0	0	-2	9	0	0	0	0	4	0.0	SAMMY BLAIS	1	0	0	0	1	0	0	0	0	0	0	0.0
BROOKS ORPIK	2	0	0	0	-2	4	0	0	0	0	2	0.0	BRAYDEN SCHENN	2	0	0	0	1	2	0	0	0	0	6	0.0
ANDRE BURAKOVSKY	2	0	0	0	-1	0	0	0	0	0	4	0.0	ZACH SANFORD	1	0	0	0	0	0	0	0	0	0	1	0.0
MADISON BOWEY	2	0	0	0	-1	0	0	0	0	0	0	0.0	ROBBY FABBRI	1	0	0	0	1	0	0	0	0	0	0	0.0
T.J. OSHIE	2	0	0	0	-1	0	0	0	0	0	4	0.0	JAY BOUWMEESTER	2	0	0	0	-1	0	0	0	0	0	1	0.0
EVGENY KUZNETSOV	2	0	0	0	-1	2	0	0	0	0	6	0.0	ALEXANDER STEEN	1	0	0	0	1	0	0	0	0	0	5	0.0
													JORDAN KYROU	1	0	0	0	0	0	0	0	0	0	2	0.0
													JORDAN NOLAN	1	0	0	0	1	0	0	0	0	0	1	0.0

GOALTENDER	GP	MIN	GA	GAA	SO	W	L	OT	SA	SV%	GOALTENDER	GP	MIN	GA	GAA	SO	W	L	OT	SA	SV%		
BRADEN HOLTBY	1	60	5	5.00	0	0	1	0	42	.881	JAKE ALLEN	2	120	3	1.50	0	2	0	0	54	.944		
PHEONIX COPLEY	1	58	4	4.15	0	0	1	0	37	.892													

POWER PLAY: 1 - 6 (17%)

PENALTY KILLING: 2 - 6 (66.7%)

POWER PLAY: 2 - 6 (33%)

PENALTY KILLING: 1 - 6 (83.3%)



Tampa Bay Lightning

CLUB INFORMATION

Founded 1992-93
Home Arena AMALIE Arena (19,204)
Stanley Cups 1 (2004)
Vice President, General Manager and Alternate Governor Julien Brisebois
Head Coach Jon Cooper
Associate Coach Rick Bowness
Assistant Coaches Todd Richards, Jeff Halpern, Derek Lalonde
Executive Vice President of Communications Bill Wickett
 2018-19 Record 62-16-4 (128 points)
 2018-19 Finish 1st, Atlantic Division
 2017-18 Playoffs E. Conference Final (def. by WSH 4-3)

Amalie Arena
 401 Channelside Drive
 Tampa, FL 33602
 813.301.6500
 Fax: 813.301.1480
 @TBLightning



2018-19 MEETINGS

March 16 at Tampa Bay: L, 3-6
 March 20 at Washington: OTL, 4-5
 March 30 at Tampa Bay: W, 6-3

ALL-TIME SERIES HISTORY

YEAR	TOTALS								HOME								AWAY							
	GP	W	L	T	OT	PTS	GF	GA	GP	W	L	T	OT	PTS	GF	GA	GP	W	L	T	OT	PTS	GF	GA
92-93	2	1	0	1	-	3	7	5	1	0	0	1	-	1	2	2	1	1	0	0	-	2	5	3
93-94	5	3	1	1	-	7	21	13	3	1	1	1	-	3	14	12	2	2	0	0	-	4	7	1
94-95	4	3	0	1	-	7	11	4	2	1	0	1	-	3	4	2	2	2	0	0	-	4	7	2
95-96	6	2	2	2	-	6	11	9	3	1	1	1	-	3	4	3	3	1	1	1	-	3	7	6
96-97	5	4	1	0	-	8	17	12	2	2	0	0	-	4	11	6	3	2	1	0	-	4	6	6
97-98	5	2	3	0	-	4	15	16	3	1	2	0	-	2	10	9	2	1	1	0	-	2	5	7
98-99	5	3	2	0	-	6	27	13	2	1	1	0	-	2	12	6	3	2	1	0	-	4	15	7
99-00	5	5	0	0	0	10	25	10	3	3	0	0	0	6	15	5	2	2	0	0	0	4	10	5
00-01	5	4	1	0	0	8	16	11	2	2	0	0	0	4	6	2	3	2	1	0	0	4	10	9
01-02	5	4	0	1	0	9	15	7	3	3	0	0	0	6	10	4	2	1	0	1	0	3	5	3
02-03	5	3	2	0	0	6	14	9	2	2	0	0	0	4	6	2	3	1	2	0	0	2	8	7
03-04	6	2	4	0	0	4	15	21	3	1	2	0	0	2	7	12	3	1	2	0	0	2	8	9
05-06	8	4	2	-	2	10	19	23	4	3	0	-	1	7	10	9	4	1	2	-	1	3	9	14
06-07	8	2	4	-	2	6	32	30	4	1	2	-	1	3	19	15	4	1	2	-	1	3	13	15
07-08	8	6	2	-	0	12	26	23	4	3	1	-	0	6	14	11	4	3	1	-	0	6	12	12
08-09	6	6	0	-	0	12	30	14	3	3	0	-	0	6	16	9	3	3	0	-	0	6	14	5
09-10	6	4	2	-	0	8	20	17	3	2	1	-	0	4	10	9	3	2	1	-	0	4	10	8
10-11	6	4	1	-	1	9	18	10	3	2	0	-	1	5	12	4	3	2	1	-	0	4	6	6
11-12	6	3	2	-	1	7	18	20	3	3	0	-	0	6	12	10	3	0	2	-	1	1	6	10
12-13	4	3	1	-	0	6	17	16	2	2	0	-	0	4	10	7	2	1	1	-	0	2	7	9
13-14	3	2	0	-	1	5	9	8	2	1	0	-	1	3	5	5	1	1	0	-	0	2	4	3
14-15	3	2	1	-	0	4	12	9	1	1	0	-	0	2	4	2	2	1	1	-	0	2	8	7
15-16	3	3	0	-	0	6	11	6	2	2	0	-	0	4	9	5	1	1	0	-	0	2	2	1
16-17	3	2	0	-	1	5	10	5	1	1	0	-	0	2	4	0	2	1	0	-	1	3	6	5
17-18	3	1	1	-	1	3	8	9	2	1	1	-	0	2	5	5	1	0	0	-	1	1	3	4
18-19	3	1	1	-	1	3	13	14	1	0	0	-	1	1	4	5	2	1	1	-	0	2	9	9
Totals	128	79	33	6	10	174	437	334	64	43	12	4	5	95	235	161	64	36	21	2	5	79	202	173

SERIES INFORMATION

All-Time Series (W-L-T-OT)	Overall	WSH leads, 79-33-6-10
Current Streak	1 WSH win (3/30/19)	
Last Washington Win	3/30/19 (6-3)	
Last Tampa Bay Win	3/20/19 (4-5 OT)	
Last Tie	10/23/01 (1-1)	
Last Overtime Game	3/20/19 (L, 4-5 OT)	
Overtime Record	5-5-16	
Last 10 Games (W-L-OT)	5-2-3	
Longest Unbeaten Streak	12 (12/15/07-12/5/09)	
Longest Winning Streak	12 (12/15/07-12/5/09)	
Longest Winless Streak	4 (two times)	
Longest Losing Streak	4 (12/19/06-3/1/07)	
Washington Shutouts (Last)	8 (12/23/16)	
Tampa Bay Shutouts (Last)	5 (4/13/14)	
Last Washington Hat Trick	T.J. Oshie (3/18/17)	
Last Tampa Bay Hat Trick	A. Killorn (3/16/19)	
Most Washington Goals	10 (2/3/99)	
Most Tampa Bay Goals	7 (1/12/10)	

at Washington	WSH leads, 43-12-4-5
1 TB OT win (3/20/19)	
11/24/17 (3-1)	
3/20/19 (4-5 OT)	
3/31/96 (1-1)	
3/20/19 (L, 4-5 OT)	
3-2-11	
7-1-2	
11 (2/3/99-12/23/02)	
11 (2/3/99-12/23/02)	
3 (10/21/06-3/1/07)	
3 (10/21/06-3/1/07)	
5 (12/23/16)	
1 (4/13/14)	
N. Backstrom (12/13/14)	
None	
10 (2/3/99)	
6 (10/21/06)	

at Tampa Bay	WSH leads, 36-21-2-5
1 WSH win (3/30/19)	
3/30/19 (6-3)	
3/16/19 (3-6)	
10/23/01 (1-1)	
10/9/17 (L, 3-4 OT)	
2-3-5	
6-2-2	
7 (12/15/07-12/5/09)	
7 (12/15/07-12/5/09)	
5 (2/28/04-3/23/06)	
5 (2/28/04-3/23/06)	
3 (12/5/09)	
3 (1/12/11)	
T.J. Oshie (3/18/17)	
A. Killorn (3/16/19)	
8 (3/2/99)	
7 (1/12/10)	



Tampa Bay Lightning

2018-19 WASHINGTON CAPITALS VS. TAMPA BAY LIGHTNING

CAPITALS LOST SEASON SERIES 1-1-1 • TAMPA BAY 2-1-0

WASHINGTON	LIGHTNING	CAPITALS	ATTEND	GOALTENDERS	W. GOAL
MAR 20, 2019	5	4	18,506	ANDREI VASILEVSKIY / BRADEN HOLTBY	VICTOR HEDMAN
TAMPA BAY	LIGHTNING	CAPITALS	ATTEND	GOALTENDERS	W. GOAL
MAR 16, 2019	6	3	19,092	ANDREI VASILEVSKIY / BRADEN HOLTBY	ERIK CERNAK
MAR 30, 2019	3	6	19,092	BRADEN HOLTBY / ANDREI VASILEVSKIY	NICKLAS BACKSTROM

CAPITALS	GP	G	A	P	+/-	PIM	PPG	SH	GW	EN	S	%	LIGHTNING	GP	G	A	P	+/-	PIM	PPG	SH	GW	EN	S	%
T.J. OSHIE	3	3	3	6	-1	2	2	0	0	0	9	33.3	NIKITA KUCHEROV	3	3	2	5	1	4	3	0	0	13	23.1	
ALEX OVECHKIN	3	4	1	5	1	2	2	0	0	0	26	15.4	ALEX KILLORN	3	3	0	3	-1	0	0	0	0	1	11	27.3
JOHN CARLSON	3	1	4	5	1	0	0	0	0	0	13	7.7	J.T. MILLER	3	1	2	3	-2	0	0	0	0	0	5	20.0
NICKLAS BACKSTROM	3	2	2	4	-1	0	0	0	1	0	8	25.0	VICTOR HEDMAN	3	1	2	3	3	0	0	0	1	0	4	25.0
EVGENY KUZNETSOV	3	1	3	4	0	2	0	0	0	0	11	9.1	STEVEN STAMKOS	3	1	2	3	-2	2	1	0	0	0	10	10.0
CARL HAGELIN	3	1	2	3	2	0	0	0	0	0	6	16.7	TYLER JOHNSON	3	2	0	2	3	0	0	0	0	0	6	33.3
LARS ELLER	3	1	1	2	0	0	0	0	0	0	7	14.3	YANNI GOURDE	3	1	1	2	1	7	0	0	0	1	3	33.3
DMITRY ORLOV	3	0	2	2	0	2	0	0	0	0	5	0.0	ANTHONY CIRELLI	3	1	1	2	1	5	0	0	0	0	5	20.0
MADISON BOWEY	1	1	0	1	0	0	0	0	0	0	2	50.0	MATHIEU JOSEPH	2	0	2	2	0	0	0	0	0	0	1	0.0
NICK JENSEN	5	0	1	1	0	0	0	0	0	0	6	0.0	ONDREJ PALAT	3	0	2	2	-1	6	0	0	0	0	3	0.0
BRETT CONNOLLY	2	0	1	1	2	2	0	0	0	0	2	0.0	RYAN MCDONAGH	3	0	2	2	2	2	0	0	0	0	4	0.0
CHANDLER STEPHENSON	3	0	1	1	-2	0	0	0	0	0	1	0.0	MIKHAIL SERGACHEV	3	0	2	2	-1	6	0	0	0	0	3	0.0
CHRISTIAN DJOOS	1	0	1	1	0	0	0	0	0	0	2	0.0	ERIK CERNAK	3	1	0	1	-1	15	0	0	1	0	5	20.0
TOM WILSON	3	0	1	1	0	21	0	0	0	0	1	0.0	BRAYDEN POINT	3	0	1	1	0	2	0	0	0	0	1	0.0
MATT NISKANEN	3	0	0	0	0	2	0	0	0	0	12	0.0	ADAM ERNE	3	0	1	1	2	0	0	0	0	0	3	0.0
MICHAL KEMPNY	2	0	0	0	0	2	0	0	0	0	5	0.0	CEDRIC PAQUETTE	3	0	0	0	0	4	0	0	0	0	6	0.0
JAKUB VRANA	3	0	0	0	-3	5	0	0	0	0	6	0.0	RYAN CALLAHAN	1	0	0	0	0	0	0	0	0	0	1	0.0
NIC DOWD	2	0	0	0	-1	2	0	0	0	0	2	0.0	JAN RUTTA	4	0	0	0	0	2	0	0	0	0	2	0.0
BROOKS ORPIK	3	0	0	0	0	7	0	0	0	0	2	0.0	BRAYDON COBURN	3	0	0	0	-3	2	0	0	0	0	5	0.0
ANDRE BURAKOVSKY	3	0	0	0	0	0	0	0	0	0	2	0.0	SLATER KOEKKOEK	1	0	0	0	1	0	0	0	0	0	2	0.0
TRAVIS BOYD	2	0	0	0	-1	0	0	0	0	0	1	0.0													

GOALTENDERS	GP	MIN	GA	GAA	SO	W	L	OT	SA	SV%	GOALTENDERS	GP	MIN	GA	GAA	SO	W	L	OT	SA	SV%
BRADEN HOLTBY	3	179	12	4.02	0	1	1	1	89	.865	ANDREI VASILEVSKIY	3	183	13	4.26	0	2	1	0	127	.898

POWER PLAY: 4 - 15 (27%)

PENALTY KILLING: 4 - 10 (60%)

POWER PLAY: 4 - 10 (40%)

PENALTY KILLING: 4 - 15 (73.3%)



Toronto Maple Leafs

CLUB INFORMATION

Founded.....1917-18
Home Arena.....Air Canada Centre (18,819)
Stanley Cups.....13 (most recent, 1967)
President and Alternate Governor.....Brendan Shanahan
General Manager.....Kyle Dubas
Head Coach.....Mike Babcock
Assistant Coaches.....Jim Hiller, D.J. Smith, Andrew Brewer
Director of Media Relations.....Steve Keogh
 2018-19 Record.....46-28-8 (100 points)
 2018-19 Finish.....3rd, Atlantic Division
 2017-18 Playoffs.....E. Conf. quarterfinals (def. by BOS, 4-2)

Air Canada Centre
 40 Bay Street, Suite 400
 Toronto, Ont. M5J 2X2
 416.815.5700,
 Fax: 416.359.9331
 @Maple Leafs



2018-19 MEETINGS

Oct. 13 at Washington: L, 2-4
 Jan. 23 at Toronto: L, 3-6
 Feb. 21 at Toronto: W, 3-2

ALL-TIME SERIES HISTORY

YEAR	TOTALS						HOME						AWAY											
	GP	W	L	T	OT	PTS	GF	GA	GP	W	L	T	OT	PTS	GF	GA	GP	W	L	T	OT	PTS	GF	GA
74-75	5	1	4	0	-	2	13	21	3	1	2	0	-	2	8	9	2	0	2	0	-	0	5	12
75-76	5	0	4	1	-	1	13	26	2	0	2	0	-	0	4	11	3	0	2	1	-	1	9	15
76-77	5	3	2	0	-	6	15	21	3	3	0	0	-	6	14	8	2	0	2	0	-	0	1	13
77-78	5	0	4	1	-	1	9	21	2	0	2	0	-	0	3	8	3	0	2	1	-	1	6	13
78-79	4	1	1	2	-	4	16	19	2	1	0	1	-	3	9	8	2	0	1	1	-	1	7	11
79-80	4	1	3	0	-	2	14	17	2	0	2	0	-	0	5	9	2	1	1	0	-	2	9	8
80-81	4	3	1	0	-	6	23	13	2	2	0	0	-	4	13	5	2	1	1	0	-	2	10	8
81-82	3	2	1	0	-	4	21	15	1	1	0	0	-	2	11	2	2	1	1	0	-	2	10	13
82-83	3	2	1	0	-	4	11	9	2	1	1	0	-	2	6	6	1	1	0	0	-	2	5	3
83-84	3	3	0	0	-	6	17	2	1	1	0	0	-	2	6	1	2	2	0	0	-	4	11	1
84-85	3	2	0	1	-	5	11	4	2	1	0	1	-	3	7	3	1	1	0	0	-	2	4	1
85-86	3	2	1	0	-	4	11	12	1	1	0	0	-	2	3	2	2	1	1	0	-	2	8	10
86-87	3	2	1	0	-	4	16	12	2	2	0	0	-	4	14	4	1	0	1	0	-	0	2	8
87-88	3	1	1	1	-	3	11	11	1	1	0	0	-	2	4	2	2	0	1	1	-	1	7	9
88-89	3	2	1	0	-	4	7	5	2	1	1	0	-	2	4	3	1	1	0	0	-	2	3	2
89-90	3	1	2	0	-	2	12	17	1	1	0	0	-	2	2	1	2	0	2	0	-	0	10	16
90-91	3	1	2	0	-	2	10	13	2	1	1	0	-	2	7	8	1	0	1	0	-	0	3	5
91-92	3	3	0	0	-	6	13	7	2	2	0	0	-	4	8	3	1	1	0	0	-	2	5	4
92-93	2	2	0	0	-	4	9	6	1	1	0	0	-	2	3	1	1	1	0	0	-	2	6	5
93-94	2	0	2	0	-	0	2	9	1	0	1	0	-	0	1	2	1	0	1	0	-	0	1	7
94-95	Teams did not meet in 1994-95																							
95-96	2	1	1	0	-	2	5	9	1	1	0	0	-	2	4	3	1	0	1	0	-	0	1	6
96-97	2	2	0	0	-	4	9	4	1	1	0	0	-	2	6	3	1	1	0	0	-	2	3	1
97-98	2	2	0	0	-	4	9	4	1	1	0	0	-	2	5	3	1	1	0	0	-	2	4	1
98-99	4	3	1	0	-	6	16	11	2	2	0	0	-	4	8	4	2	1	1	0	-	2	8	7
99-00	4	1	2	1	0	3	14	15	2	1	1	0	0	2	8	7	2	0	1	1	0	1	6	8
00-01	3	2	0	0	1	5	10	9	2	1	0	0	1	3	7	7	1	1	0	0	0	2	3	2
01-02	4	1	2	1	0	3	11	13	2	0	1	1	0	1	5	6	2	1	1	0	0	2	6	7
02-03	4	0	3	0	1	1	10	19	2	0	2	0	0	0	3	10	2	0	1	0	1	1	7	9
03-04	4	0	2	2	0	2	7	11	2	0	1	1	0	1	4	5	2	0	1	1	0	1	3	6
05-06	4	3	1	-	0	6	18	14	2	2	0	-	0	4	9	5	2	1	1	-	0	2	9	9
06-07	4	2	2	-	0	4	9	13	2	1	1	-	0	2	6	8	2	1	1	-	0	2	3	5
07-08	4	2	2	-	0	4	13	8	2	1	1	-	0	2	4	4	2	1	1	-	0	2	9	4
08-09	4	2	1	-	1	5	9	6	2	1	1	-	0	2	5	3	2	1	0	-	1	3	4	3
09-10	4	2	1	-	1	5	16	12	2	2	0	-	0	4	12	5	2	0	1	-	1	1	4	7
10-11	4	3	0	-	1	7	14	11	2	1	0	-	1	3	8	8	2	2	0	-	0	4	6	3
11-12	4	3	1	-	0	6	11	11	2	2	0	-	0	4	6	2	2	1	1	-	0	2	5	9
12-13	3	1	2	-	0	2	9	7	2	1	1	-	0	2	7	4	1	0	1	-	0	0	2	3
13-14	3	2	0	-	1	5	8	5	2	2	0	-	0	4	7	4	1	0	0	-	1	1	1	1
14-15	3	2	1	-	0	4	12	8	1	1	0	-	0	2	4	0	2	1	1	-	0	2	8	8
15-16	3	3	0	-	0	6	9	6	2	2	0	-	0	4	5	4	1	1	0	-	0	2	4	2
16-17	3	2	1	-	0	4	12	10	1	1	0	-	0	2	6	5	2	1	1	-	0	2	6	5
17-18	3	2	1	-	0	4	9	6	2	1	1	-	0	2	5	4	1	1	0	-	0	2	4	2
18-19	3	1	2	-	0	2	8	12	1	0	1	-	0	0	2	4	2	1	1	-	0	2	6	8
Totals	147	74	57	10	6	166	502	484	75	46	23	4	2	98	268	204	72	28	34	6	4	66	234	280

SERIES INFORMATION

All-Time Series (W-L-T-OT)
 Current Streak
 Last Washington Win
 Last Toronto Win
 Last Tie
 Last Overtime Game
 Overtime Record
 Last 10 Games (W-L-OT)
 Longest Unbeaten Streak
 Longest Winning Streak
 Longest Winless Streak
 Longest Losing Streak
 Washington Shutouts (Last)
 Toronto Shutouts (Last)
 Last Washington Hat Trick
 Last Toronto Hat Trick
 Most Washington Goals
 Most Toronto Goals

Overall

WSH leads, 74-57-10-6
 1 WSH win (2/21/19)
 2/21/19 (3-2)
 1/23/19 (3-6)
 12/19/03 (2-2)
 1/3/17 (6-5 OT)
 5-6-6
 6-4-0
 8 (12/17/83-12/10/85)
 7 (2/16/96-1/1/99)
 8 (11/26/03-1/21/04)
 4 (two times)
 5 (3/1/15)
 4 (10/17/17)
 A. Ovechkin (11/25/17)
 N. Kadri (1/23/19)
 11 (12/11/81)
 10 (2/12/77)

at Washington

WSH leads, 46-23-4-2
 1 TOR win (10/13/18)
 3/3/18 (5-2 OT)
 10/13/18 (2-4)
 12/19/03 (2-2)
 1/3/17 (6-5 OT)
 3-2-3
 8-2-0
 7 (two times)
 7 (4/16/13-1/3/17)
 7 (3/1/01-1/21/04)
 3 (two times)
 4 (3/1/15)
 1 (10/17/17)
 P. Bondra (2/1/01)
 none
 11 (12/11/81)
 7 (11/2/06)

at Toronto

WSH trails, 28-34-6-4
 1 WSH win (2/21/19)
 2/21/19 (3-2)
 1/23/19 (3-6)
 10/13/03 (2-2)
 11/23/13 (L, 1-2 SO)
 2-4-3
 5-4-1
 6 (4/3/82-10/16/85)
 6 (4/3/82-10/16/85)
 12 (11/30/74-3/28/79)
 4 (3/20/76-11/16/77)
 1 (1/28/84)
 3 (3/6/07)
 A. Ovechkin (11/25/17)
 N. Kadri (1/23/19)
 8 (two times)
 10 (2/12/77)



Toronto Maple Leafs

2018-19 WASHINGTON CAPITALS VS. TORONTO MAPLE LEAFS

CAPITALS LOST SEASON SERIES 1-2-0 • TORONTO 2-1-0

WASHINGTON	MAPLE LEAFS	CAPITALS	ATTEND	GOALTENDERS	W. GOAL
OCT 13, 2018	4	2	18,506	FREDERIK ANDERSEN / BRADEN HOLTBY	JOSH LEIVO

TORONTO	MAPLE LEAFS	CAPITALS	ATTEND	GOALTENDERS	W. GOAL
JAN 23, 2019	6	3	19,148	FREDERIK ANDERSEN / BRADEN HOLTBY	NAZEM KADRI
FEB 21, 2019	2	3	19,378	BRADEN HOLTBY / FREDERIK ANDERSEN	TOM WILSON

CAPITALS	GP	G	A	P	+/-	PIM	PPG	SH	GW	EN	S	%	MAPLE LEAFS	GP	G	A	P	+/-	PIM	PPG	SH	GW	EN	S	%
ALEX OVECHKIN	3	2	2	4	-1	2	1	0	0	0	8	25.0	NAZEM KADRI	2	3	1	4	6	0	0	0	1	0	4	75.0
NICK JENSEN	4	2	1	3	0	2	0	0	0	0	10	20.0	AUSTON MATTHEWS	3	2	2	4	2	0	1	0	0	0	12	16.7
NICKLAS BACKSTROM	3	1	2	3	1	0	1	0	0	0	9	11.1	CONNOR BROWN	3	0	4	4	5	2	0	0	0	0	8	0.0
EVGENY KUZNETSOV	3	1	2	3	-1	0	1	0	0	0	10	10.0	MORGAN RIELLY	3	0	4	4	3	2	0	0	0	0	8	0.0
T.J. OSHIE	3	0	3	3	0	0	0	0	0	0	5	0.0	WILLIAM NYLANDER	2	0	3	3	3	0	0	0	0	0	8	0.0
TOM WILSON	2	1	1	2	1	0	0	1	1	0	6	16.7	ANDREAS JOHNSON	2	1	1	2	1	0	0	0	0	0	11	9.1
LARS ELLER	3	0	2	2	-4	2	0	0	0	0	5	0.0	KASPERI KAPANEN	3	1	1	2	0	0	0	0	0	0	5	20.0
JOHN CARLSON	3	0	2	2	-2	2	0	0	0	0	9	0.0	JOHN TAVARES	3	1	1	2	-2	2	0	0	0	0	10	10.0
MATT NISKANEN	3	1	0	1	-1	0	0	0	0	0	4	25.0	MITCHELL MARNER	3	1	0	1	0	0	0	0	0	1	7	14.3
BRETT CONNOLLY	3	1	0	1	-4	0	0	0	0	0	5	20.0	JOSH LEIVO	2	1	0	1	0	0	1	0	1	0	3	33.3
CHANDLER STEPHENSON	3	1	0	1	-1	0	0	0	0	0	1	100.0	PAR LINDHOLM	3	1	0	1	1	0	0	0	0	0	2	50.0
MICHAL KEMPNY	3	0	1	1	1	4	0	0	0	0	4	0.0	NIKITA ZAITSEV	3	1	0	1	2	4	0	0	0	0	2	50.0
DMITRY ORLOV	3	0	0	0	-1	0	0	0	0	0	7	0.0	RON HAINSEY	3	0	1	1	2	0	0	0	0	0	4	0.0
JAKUB VRANA	3	0	0	0	-1	2	0	0	0	0	7	0.0	JAKE GARDINER	2	0	1	1	0	0	0	0	0	0	4	0.0
DMITRIJ JASKIN	1	0	0	0	-1	0	0	0	0	0	0	0.0	MARTIN MARINCIN	1	0	1	1	1	0	0	0	0	0	2	0.0
DEVANTE SMITH-PELLY	2	0	0	0	-2	0	0	0	0	0	6	0.0	JAKE MUZZIN	1	0	0	0	-1	2	0	0	0	0	2	0.0
NIC DOWD	2	0	0	0	-1	0	0	0	0	0	2	0.0	ZACH HYMAN	3	0	0	0	-2	0	0	0	0	0	4	0.0
CHRISTIAN DJOOS	2	0	0	0	-2	0	0	0	0	0	0	0.0	PATRICK MARLEAU	3	0	0	0	1	2	0	0	0	0	4	0.0
JONAS SIEGENTHALER	1	0	0	0	0	0	0	0	0	0	3	0.0	NIC PETAN	1	0	0	0	0	0	0	0	0	0	1	0.0
BROOKS ORPIK	2	0	0	0	-4	0	0	0	0	0	1	0.0	TRAVIS DERMOTT	3	0	0	0	3	2	0	0	0	0	3	0.0
CARL HAGELIN	2	0	0	0	-1	2	0	0	0	0	5	0.0	FREDERIK GAUTHIER	3	0	0	0	0	0	0	0	0	0	1	0.0
ANDRE BURAKOVSKY	3	0	0	0	-3	2	0	0	0	0	3	0.0	TREVOR MOORE	1	0	0	0	0	0	0	0	0	0	2	0.0
TRAVIS BOYD	2	0	0	0	-1	0	0	0	0	0	2	0.0	TYLER ENNIS	1	0	0	0	0	0	0	0	0	0	0	0.0
MADISON BOWEY	1	0	0	0	0	0	0	0	0	0	2	0.0	IGOR OZHIGANOV	2	0	0	0	1	0	0	0	0	0	2	0.0

GOALTENDERS	GP	MIN	GA	GAA	SO	W	L	OT	SA	SV%	GOALTENDERS	GP	MIN	GA	GAA	SO	W	L	OT	SA	SV%
BRADEN HOLTBY	3	176	11	3.74	0	1	2	0	106	.896	FREDERIK ANDERSEN	3	176	8	2.72	0	2	1	0	99	.919
											MICHAEL HUTCHINSON	1	32	1	1.89	0	1	0	0	11	.909

POWER PLAY: 3 - 7 (43%)

PENALTY KILLING: 2 - 6 (66.7%)

POWER PLAY: 2 - 6 (33%)

PENALTY KILLING: 3 - 7 (57.1%)



Vegas Golden Knights

CLUB INFORMATION

Founded 2017-18
Home Arena T-Mobile Arena (17,500)
Stanley Cups None
Chairman & CEO Bill Foley
President, General Manager & Alt. Governor George McPhee
Head Coach Gerard Gallant
Assistant Coaches Mike Kelly, Ryan Craig, Ryan McGill
Vice President of Communications and Content Eric Tosi
 2018-19 Record 43-32-7 (93 points)
 2018-19 Finish 3rd, Pacific Division
 2017-18 Playoffs Stanley Cup Final (def. by WSH 4-1)

T-Mobile Arena
 3780 S. Las Vegas Blvd.
 Las Vegas, NV, R3C 89158
 702.790.2663
 @GoldenKnights



2018-19 MEETINGS

Oct. 10 at Washington: W, 5-2
 Dec. 4 at Vegas: L, 3-5

ALL-TIME SERIES HISTORY

YEAR	TOTALS									HOME					AWAY									
	GP	W	L	T	OT	PTS	GF	GA	GP	W	L	T	OT	PTS	GF	GA	GP	W	L	T	OT	PTS	GF	GA
17-18	2	0	2	-	0	0	3	7	1	0	1	-	0	0	3	4	1	0	1	-	0	0	0	3
18-19	2	1	1	-	0	2	8	7	1	1	0	-	0	2	5	2	1	0	1	-	0	0	3	5
Totals	2	1	3	-	0	0	11	14	1	1	1	-	0	2	8	6	1	0	2	-	0	0	3	8

SERIES INFORMATION

	Overall	at Washington	at Vegas
All-Time Series (W-L-T-OT)	WSH trails, 1-3-0-0	WSH tied at, 1-1-0-0	WSH trails, 0-2-0-0
Current Streak	1 VGK win (12/4/18)	1 WSH win (10/10/18)	2 VGK wins (12/23/17-12/4/18)
Last Washington Win	10/10/18	10/10/18	none
Last Vegas Win	12/4/18 (5-3)	2/4/18 (4-3)	12/4/18 (5-3)
Last Tie	none	none	none
Last Overtime Game	none	none	none
Overtime Record	0-0-0	0-0-0	0-0-0
Last 10 Games (W-L-OT)	1-3-0	1-1-0	0-2-0
Longest Unbeaten Streak	1 (10/10/18)	1 (10/10/18)	none
Longest Winning Streak	1 (10/10/18)	1 (10/10/18)	none
Longest Winless Streak	2 (12/23/17-2/4/18)	1 (2/4/18)	2 (12/23/17-12/4/18)
Longest Losing Streak	2 (12/23/17-2/4/18)	1 (2/4/18)	2 (12/23/17-12/4/18)
Washington Shutouts (Last)	none	none	none
Vegas Shutouts (Last)	1 (12/23/17)	none	1 (12/23/17)
Last Washington Hat Trick	none	none	none
Last Vegas Hat Trick	none	none	none
Most Washington Goals	5 (10/10/18)	5 (10/10/18)	3 (12/4/18)
Most Vegas Goals	5 (12/4/18)	4 (2/4/18)	5 (12/4/18)

Vegas Golden Knights

2018-19 WASHINGTON CAPITALS VS. VEGAS GOLDEN KNIGHTS

CAPITALS TIED SEASON SERIES 1-1-0 • VEGAS 1-1-0

WASHINGTON	GOLDEN KNIGHTS	CAPITALS	ATTEND	GOALTENDERS	W. GOAL
OCT 10, 2018	2	5	18,506	BRADEN HOLTBY / MARC-ANDRE FLEURY	NICKLAS BACKSTROM
VEGAS	GOLDEN KNIGHTS	CAPITALS	ATTEND	GOALTENDERS	W. GOAL
DEC 4, 2018	5	3	18,275	MARC-ANDRE FLEURY / BRADEN HOLTBY	NATE SCHMIDT

CAPITALS	GP	G	A	P	+/-	PIM	PPG	SH	GW	EN	S	%	GOLDEN KNIGHTS	GP	G	A	P	+/-	PIM	PPG	SH	GW	EN	S	%	
EVGENY KUZNETSOV	2	1	4	5	4	2	1	0	0	0	8	12.5	CODY EAKIN	2	2	1	3	1	0	0	0	0	0	3	66.7	
BRETT CONNOLLY	2	0	4	4	4	4	0	0	0	0	4	0.0	NATE SCHMIDT	1	2	1	3	1	0	1	0	1	1	4	50.0	
ALEX OVECHKIN	2	3	0	3	1	0	0	0	0	0	10	30.0	OSCAR LINDBERG	3	1	2	3	1	0	0	0	0	0	4	25.0	
JAKUB VRANA	2	2	0	2	1	0	0	0	0	0	7	28.6	MARK STONE	2	1	1	2	1	0	0	0	0	0	9	11.1	
NICKLAS BACKSTROM	2	1	1	2	-1	0	1	0	1	0	2	50.0	REILLY SMITH	2	1	0	1	0	0	0	0	0	0	5	20.0	
MATT NISKANEN	2	0	2	2	3	0	0	0	0	0	1	0.0	PIERRE-EDOUARD BELLEMARE	2	1	0	1	2	0	0	0	0	0	3	33.3	
JOHN CARLSON	2	0	2	2	-1	0	0	0	0	0	3	0.0	RYAN REAVES	2	1	0	1	-2	15	1	0	0	0	5	20.0	
T.J. OSHIE	1	1	0	1	1	0	0	0	0	1	2	50.0	BRAYDEN MCNABB	2	0	1	1	0	0	0	0	0	0	0	0	0.0
DMITRY ORLOV	2	0	1	1	3	0	0	0	0	0	1	0.0	DERYK ENGELLAND	2	0	1	1	-1	0	0	0	0	0	3	0.0	
CARL HAGELIN	1	0	1	1	3	0	0	0	0	0	2	0.0	NICK HOLDEN	2	0	1	1	1	0	0	0	0	0	4	0.0	
MADISON BOWEY	1	0	1	1	0	2	0	0	0	0	2	0.0	SHEA THEODORE	2	0	1	1	-2	0	0	0	0	0	2	0.0	
NICK JENSEN	1	0	0	0	0	0	0	0	0	0	1	0.0	WILLIAM KARLSSON	2	0	1	1	-1	0	0	0	0	0	3	0.0	
MICHAL KEMPNY	2	0	0	0	0	4	0	0	0	0	2	0.0	COLIN MILLER	2	0	0	0	-3	4	0	0	0	0	3	0.0	
CHANDLER STEPHENSON	2	0	0	0	-2	0	0	0	0	0	1	0.0	JON MERRILL	1	0	0	0	2	0	0	0	0	0	1	0.0	
LARS ELLER	2	0	0	0	-2	0	0	0	0	0	4	0.0	DANIEL CARR	1	0	0	0	-1	0	0	0	0	0	0	0.0	
DMITRIJ JASKIN	2	0	0	0	-1	0	0	0	0	0	4	0.0	WILLIAM CARRIER	2	0	0	0	1	0	0	0	0	0	3	0.0	
DEVANTE SMITH-PELLY	2	0	0	0	-2	0	0	0	0	0	1	0.0	RYAN CARPENTER	2	0	0	0	2	2	0	0	0	0	3	0.0	
NIC DOWD	2	0	0	0	-1	6	0	0	0	0	1	0.0	ERIK HAULA	1	0	0	0	-1	2	0	0	0	0	2	0.0	
CHRISTIAN DJOOS	2	0	0	0	-1	0	0	0	0	0	1	0.0	MAX PACIORETTY	1	0	0	0	-1	0	0	0	0	0	2	0.0	
TOM WILSON	1	0	0	0	0	0	0	0	0	0	0	0.0	JONATHAN MARCHESSAULT	2	0	0	0	-1	2	0	0	0	0	5	0.0	
BROOKS ORPIK	1	0	0	0	-1	0	0	0	0	0	1	0.0	ALEX TUCH	1	0	0	0	-1	0	0	0	0	0	0	0.0	
ANDRE BURAKOVSKY	2	0	0	0	-1	0	0	0	0	0	0	0.0	TOMAS NOSEK	2	0	0	0	-2	2	0	0	0	0	5	0.0	

GOALTENDERS	GP	MIN	GA	GAA	SO	W	L	OT	SA	SV%	GOALTENDER	GP	MIN	GA	GAA	SO	W	L	OT	SA	SV%
BRADEN HOLTBY	2	119	6	3.03	0	1	1	0	58	.897	MARC-ANDRE FLEURY	2	120	7	3.51	0	1	1	0	54	.870

POWER PLAY: 2 - 8 (25%)

PENALTY KILLING: 2 - 9 (77.8%)

POWER PLAY: 2 - 9 (22%)

PENALTY KILLING: 2 - 8 (75%)



Winnipeg Jets

CLUB INFORMATION

Founded.....1999-00 (ATL), 2011-12 (WPG)
Home Arena.....Bell MTS Place (15,294)
Stanley Cups.....None
Executive Vice President & General Manager.....Kevin Cheveldayoff
Head Coach.....Paul Maurice
Associate Coach.....Jamie Kompon
Assistant Coaches.....Charlie Huddy, Wade Flaherty, Todd Woodcroft
Senior Director, Hockey Communications.....Scott Brown
 2018-19 Record.....47-30-5 (99 points)
 2017-18 Finish.....2nd, Central Division
 2017-18 Playoffs.....W. Conf Finals (def. by VGK 4-1)

Bell MTS Centre
 300 Portage Avenue
 Winnipeg, MB, R3C 5S4
 204.926.5599
 Fax: 204.926.5555
 @NHLJets



2018-19 MEETINGS

Nov. 14 at Winnipeg: L, 3-1
 March 10 at Washington: W, 3-1

ALL-TIME SERIES HISTORY

YEAR	TOTALS							HOME							AWAY									
	GP	W	L	T	OT	PTS	GF	GA	GP	W	L	T	OT	PTS	GF	GA	GP	W	L	T	OT	PTS	GF	GA
99-00	5	4	1	0	0	8	18	7	2	2	0	0	0	4	8	2	3	2	1	0	0	4	10	5
00-01	5	2	1	2	0	6	14	10	3	2	0	1	0	5	10	5	2	0	1	1	0	1	4	5
01-02	5	3	1	1	0	7	14	6	2	2	0	0	0	4	8	2	3	1	1	1	0	3	6	4
02-03	5	3	1	1	0	7	26	19	3	2	0	1	0	5	17	13	2	1	1	0	0	2	9	6
03-04	6	2	3	1	0	5	16	15	3	1	1	1	0	3	7	7	3	1	2	0	0	2	9	8
05-06	8	3	4	-	1	7	24	39	4	2	2	-	0	4	13	18	4	1	2	-	1	3	11	21
06-07	8	3	3	-	2	8	22	25	4	1	2	-	1	3	11	14	4	2	1	-	1	5	11	11
07-08	8	4	2	-	2	10	22	19	4	2	2	-	0	4	11	11	4	2	0	-	2	6	11	8
08-09	6	4	2	-	0	8	24	24	3	3	0	-	0	6	15	10	3	1	2	-	0	2	9	14
09-10	6	6	0	-	0	12	29	13	3	3	0	-	0	6	12	5	3	3	0	-	0	6	17	8
10-11	6	2	4	-	0	4	13	20	3	2	1	-	0	4	11	10	3	0	3	-	0	0	2	10
11-12	6	2	2	-	2	6	13	16	3	1	0	-	2	4	9	9	3	1	2	-	0	2	4	7
12-13	5	4	1	-	0	8	20	8	2	1	1	-	0	2	7	7	3	3	0	-	0	6	13	1
13-14	2	2	0	-	0	4	8	6	1	1	0	-	0	2	4	2	1	1	0	-	0	2	4	4
14-15	2	1	1	-	0	2	5	4	1	1	0	-	0	2	5	1	1	0	1	-	0	0	0	3
15-16	2	1	0	-	1	3	6	5	1	1	0	-	0	2	5	3	1	0	0	-	1	1	1	2
16-17	2	2	0	-	0	4	7	5	1	1	0	-	0	2	4	3	1	1	0	-	0	2	3	2
17-18	2	1	0	-	1	3	6	6	1	1	0	-	0	2	3	2	1	0	0	-	1	1	3	4
18-19	2	1	1	-	0	2	4	4	1	1	0	-	0	2	3	1	1	0	1	-	0	0	1	3
Totals	91	50	27	5	9	114	291	251	45	30	9	3	3	66	163	125	46	20	18	2	6	48	128	126

SERIES INFORMATION

All-Time Series (W-L-T-OT)
 Current Streak
 Last Washington Win
 Last Winnipeg Win
 Last Tie
 Last Overtime Game
 Overtime Record
 Last 10 Games (W-L-OT)
 Longest Unbeaten Streak
 Longest Winning Streak
 Longest Winless Streak
 Longest Losing Streak
 Washington Shutouts (Last)
 Winnipeg Shutouts (Last)
 Last Washington Hat Trick
 Last Winnipeg Hat Trick
 Most Washington Goals
 Most Winnipeg Goals

Overall

WSH leads, 50-27-5-9
 1 WSH win (3/10/19)
 3/10/19 (3-1)
 11/14/18 (1-3)
 3/20/04 (2-2)
 3/12/18 (W, 3-2 OT)
 7-6-11
 6-2-2
 8 (4/5/09-4/9/10)
 8 (4/5/09-4/9/10)
 5 (3/14/04-10/8/05)
 4 (10/14/06-11/22/06)
 7 (3/21/13)
 5 (3/21/15)
 A. Semin (10/23/10)
 I. Kovalchuk (12/6/02)
 8 (1/9/10)
 8 (10/8/05)

at Washington

WSH leads, 30-9-3-3
 7 WSH wins (4/23/13-3/10/19)
 3/10/19 (3-1)
 1/22/13 (2-4)
 3/20/04 (2-2)
 3/12/18 (W, 3-2 OT)
 6-2-5
 7-1-2
 10 (1/8/00-3/6/03)
 7 (3/14/08-4/9/10)
 3 (10/14/06-11/22/06)
 3 (10/14/06-11/22/06)
 2 (11/10/01)
 1 (2/2/08)
 A. Semin (10/23/10)
 I. Kovalchuk (12/6/02)
 7 (12/6/02)
 7 (10/7/05)

at Winnipeg

WSH leads, 20-18-2-6
 2 WPG wins (2/13/18-11/14/18)
 11/1/16 (3-2)
 11/14/18 (1-3)
 12/6/01 (3-3)
 2/13/18 (L, 3-4 OT)
 1-4-6
 5-3-2
 4 (two times)
 4 (two times)
 3 (three times)
 3 (three times)
 5 (3/21/13)
 4 (3/21/15)
 A. Ovechkin (12/15/06)
 None
 8 (1/9/10)
 8 (10/8/05)



Winnipeg Jets

2018-19 WASHINGTON CAPITALS VS. WINNIPEG JETS

CAPITALS TIED SEASON SERIES 1-1-0 • WINNIPEG 1-1-0

WASHINGTON	JETS	CAPITALS	ATTEND	GOALTENDERS	W. GOAL
MAR 10, 2019	1	3	18,506	PHEONIX COPLEY / CONNOR HELLEBUYCK	CARL HAGELIN

WINNIPEG	JETS	CAPITALS	ATTEND	GOALTENDERS	W. GOAL
NOV 14, 2018	3	1	15,321	CONNOR HELLEBUYCK / PHEONIX COPLEY	BEN CHIAROT

CAPITALS													JETS												
GP	G	A	P	+/-	PIM	PPG	SH	GW	EN	S	%	GP	G	A	P	+/-	PIM	PP	SH	GW	EN	S	%		
DMITRY ORLOV	2	0	2	2	2	0	0	0	0	4	0.0	KYLE CONNOR	2	1	1	2	-1	0	0	0	1	4	25.0		
JAKUB VRANA	2	1	0	1	2	0	0	0	0	3	33.3	KEVIN HAYES	3	0	2	2	-1	2	0	0	0	7	0.0		
NICKLAS BACKSTROM	2	1	0	1	2	0	0	0	0	6	16.7	BEN CHIAROT	2	1	0	1	1	0	0	0	1	3	33.3		
LARS ELLER	2	1	0	1	-2	0	0	0	0	3	33.3	PAR LINDHOLM	3	1	0	1	1	0	0	0	0	2	50.0		
CARL HAGELIN	1	1	0	1	0	4	0	0	1	1	100.0	MARK SCHEIFELE	2	1	0	1	-1	0	1	0	0	4	25.0		
MICHAL KEMPNY	1	0	1	1	0	0	0	0	0	1	0.0	MATHIEU PERREAULT	2	1	0	1	0	2	0	0	0	1	100.0		
NIC DOWD	2	0	1	1	1	0	0	0	0	1	0.0	ANDREW COPP	2	0	1	1	2	2	0	0	0	4	0.0		
TOM WILSON	2	0	1	1	-1	0	0	0	0	2	0.0	BRANDON TANEV	2	0	1	1	0	2	0	0	0	2	0.0		
MADISON BOWEY	1	0	1	1	-1	2	0	0	0	1	0.0	BLAKE WHEELER	2	0	1	1	-2	0	0	0	0	4	0.0		
JOHN CARLSON	2	0	1	1	0	0	0	0	0	0	0.0	JACK ROSLOVIC	2	0	1	1	1	0	0	0	0	0	0.0		
MATT NISKANEN	2	0	0	0	1	0	0	0	0	3	0.0	DMITRY KULIKOV	1	0	0	0	0	0	0	0	0	2	0.0		
NICK JENSEN	3	0	0	0	0	2	0	0	0	2	0.0	JACOB TROUBA	2	0	0	0	0	0	0	0	0	5	0.0		
ALEX OVECHKIN	2	0	0	0	-2	2	0	0	0	10	0.0	ADAM LOWRY	2	0	0	0	0	0	0	0	0	2	0.0		
BRETT CONNOLLY	2	0	0	0	-1	2	0	0	0	2	0.0	BRYAN LITTLE	2	0	0	0	-1	0	0	0	0	2	0.0		
CHANDLER STEPHENSON	1	0	0	0	0	0	0	0	0	0	0.0	NIC PETAN	1	0	0	0	0	0	0	0	0	1	0.0		
DEVANTE SMITH-PELLY	1	0	0	0	0	0	0	0	0	0	0.0	NIKOLAJ EHLERS	2	0	0	0	-1	0	0	0	0	4	0.0		
CHRISTIAN DJOOS	1	0	0	0	0	0	0	0	0	3	0.0	PATRIK LAINE	2	0	0	0	-1	4	0	0	0	6	0.0		
JONAS SIEGENTHALER	1	0	0	0	0	0	0	0	0	0	0.0	DUSTIN BYFUGLIEN	1	0	0	0	1	0	0	0	0	1	0.0		
BROOKS ORPIK	1	0	0	0	1	0	0	0	0	0	0.0	JOSH MORRISSEY	1	0	0	0	1	0	0	0	0	3	0.0		
ANDRE BURAKOVSKY	2	0	0	0	0	2	0	0	0	2	0.0	BRENDAN LEMIEUX	1	0	0	0	-2	0	0	0	0	3	0.0		
TRAVIS BOYD	1	0	0	0	0	0	0	0	0	1	0.0	TYLER MYERS	2	0	0	0	-2	0	0	0	0	3	0.0		
T.J. OSHIE	2	0	0	0	1	0	0	0	0	2	0.0	JOE MORROW	1	0	0	0	-1	0	0	0	0	1	0.0		
EVGENY KUZNETSOV	2	0	0	0	0	0	0	0	0	1	0.0	SAMI NIKU	1	0	0	0	0	0	0	0	0	1	0.0		
												NATHAN BEAULIEU	3	0	0	0	-1	2	0	0	0	2	0.0		

GOALTENDERS											GOALTENDERS										
GP	MIN	GA	GAA	SO	W	L	OT	SA	SV%	GP	MIN	GA	GAA	SO	W	L	OT	SA	SV%		
PHEONIX COPLEY	2	118	3	1.52	0	1	1	0	57	.947	CONNOR HELLEBUYCK	2	119	3	1.52	0	1	1	0	45	.933

POWER PLAY: 0 - 5 (0%)

PENALTY KILLING: 1 - 8 (87.5%)

POWER PLAY: 1 - 8 (13%)

PENALTY KILLING: 0 - 5 (100%)



Stanley Cup Timeline

Eastern Conference Quarterfinal - Capitals Defeat Blue Jackets, 4-2

Game 3: Eller's Double OT Winner Secures Caps' First Postseason Win

After dropping the first two games of their first-round series against the Columbus Blue Jackets, the Capitals responded in Game 3 at Nationwide Arena. Lars Eller scored the game-winning goal nine minutes into double overtime and Braden Holtby made 33 saves as the Capitals earned a 3-2 win. The Capitals successfully killed all four Columbus power plays, including a full two-minute man-advantage in the first overtime. Eller's first career postseason OT winner secured the first of four consecutive Washington wins. Alex Ovechkin had two assists in his 100th career Stanley Cup playoff game.

Game 4: Caps No. 1 Line Shines

Evgeny Kuznetsov had a goal and three assists, while Alex Ovechkin and Tom Wilson had a goal and an assist each as the Capitals beat the Blue Jackets 4-1 in Game 4. The series would return to D.C. tied at two games apiece.

Game 5: Backstrom Delivers in OT, Gives Capitals 3-2 Series Lead

Nicklas Backstrom scored his first two goals of the postseason, including the overtime winner as the Capitals beat Columbus 4-3 in OT in Game 5. Backstrom's deflection of a Dmitry Orlov point shot at 11:53 of overtime gave him his franchise-record fourth career postseason OT winner. It also provided the Capitals with a 3-2 series lead.

Game 6: Capitals Eliminate Columbus, Book Rematch with Penguins

In a span of just over five-and-a-half minutes in Game 6 against Columbus, Alex Ovechkin scored an even-strength goal, drew a penalty and scored on the ensuing power play. Ovechkin's sequence late in the second period helped break a 1-1 tie and give Washington a 3-1 lead heading into the second intermission. Devante Smith-Pelly would add the eventual game-winning goal in the third period, while Chandler Stephenson became the first rookie in team history to score a postseason shorthanded goal. The Capitals beat Columbus 6-3 in Game 6 and became the first team in NHL history to win a series after dropping the first two games in overtime.



Stanley Cup Timeline

Eastern Conference Semifinal - Capitals Defeat Penguins, 4-2

Game 2: Caps Erase Series Deficit vs. Pittsburgh

The Capitals responded after dropping their series opener in Round 2 against Pittsburgh with a convincing 4-1 win in Game 2. Alex Ovechkin scored 86 seconds into the first period and rookie Jakub Vrana scored the game-winning goal as the Capitals evened the series at a game apiece.

Game 3: Ovechkin's Late Winner Gives Caps Series Lead

In what may go down as one of the biggest goals of his career, Alex Ovechkin capped off a 2-on-1 rush with Nicklas Backstrom with 1:07 remaining in regulation and beat Matt Murray to secure a 4-3 Capitals win in Game 3. Pittsburgh had built a 3-2 lead through two periods, but Matt Niskanen tied the score 5:06 into the third before Ovechkin and Backstrom teamed up to complete the comeback. Ovechkin's goal came at the end of a 1:26 shift- his longest even-strength shift of the game – and gave Washington a 2-1 series lead.

Game 5: Vrana Provides Third Period Spark

With the Capitals trailing Pittsburgh 3-2 heading into the third period of a critical Game 5 at home, rookie Jakub Vrana joined Alex Ovechkin and Evgeny Kuznetsov on the No.1 line. Pittsburgh had command of the second period, scoring twice and outshooting Washington 18-5. The Capitals needed a spark. Vrana and the newly-configured top line provided one. In the opening minute of the most important period of their season, Vrana sprung Kuznetsov for the game-tying goal on a breakaway. Vrana later scored the go-ahead marker on a feed from Ovechkin with 4:38 remaining. Although the Capitals lost Nicklas Backstrom with an injury in the third, they won 6-3 and took a 3-2 series lead.

Game 6: Kuznetsov Nets OT Winner; Sends Caps to Eastern Conference Final

Despite missing three of their top-six forwards for Game 6 in Pittsburgh – Nicklas Backstrom, Andre Burakovsky and Tom Wilson were all out – the undermanned Capitals beat the Penguins 2-1 in overtime. Washington dressed a franchise-record five rookies in Game 6, including two – Travis Boyd and Nathan Walker – who made their NHL postseason debut. That didn't keep the Capitals from eliminating the two-time defending Stanley Cup champions. Alex Chiasson opened the scoring on a pass from Walker in the second period, before Alex Ovechkin fed Evgeny Kuznetsov for the game-winner in OT. For the first time in 20 years, the Capitals advanced to the Eastern Conference Final.



Stanley Cup Timeline



Eastern Conference Final - Capitals Defeat Lightning, 4-3

Game 1: Caps Draw First Blood in Tampa Bay

The Capitals opened the Eastern Conference Final with a 4-2 win in Game 1 in Tampa Bay. Alex Ovechkin had a power-play goal and an assist in his Eastern Conference Final debut while Jay Beagle, Michal Kempny and Lars Eller also scored as the Capitals built a 4-0 lead in the second period. Game 1 could have turned late in the first period when Tampa Bay's Nikita Kucherov appeared to tie the score 1-1. Instead, the Lightning were penalized for having too many men on the ice. The goal was erased and Washington received a power play. Two seconds into the ensuing man advantage, Ovechkin gave the Capitals a 2-0 lead.

Game 2: Caps Continue Road Success

With Nicklas Backstrom missing a third consecutive game due to injury, centers Evgeny Kuznetsov and Lars Eller had a goal and two assists each as the Capitals beat the Lightning 6-2 to take a 2-0 series lead. Alex Ovechkin, Tom Wilson, Brett Connolly and Devante Smith-Pelly also scored as the Capitals improved to 7-1 on the road in the postseason. John Carlson had two assists to establish a franchise record for most points in a single postseason by a defenseman (13).

Game 6: Holtby Blanks Bolts

Facing elimination for the first time in the 2018 Stanley Cup Playoffs, T.J. Oshie scored twice and Braden Holtby made 24 saves as the Capitals beat the Lightning 3-0 in Game 6. The Capitals controlled possession but were also physical, outitting the Lightning 39-19. Brooks Orpik and Tom Wilson led the Capitals with six hits each.

Game 7: Holtby Earns Another Shutout; Caps Advance to Cup Final

Alex Ovechkin opened the scoring just 62 seconds into the first period and Braden Holtby made 29 saves as the Capitals beat the Lightning 4-0 in Game 7. With the win, the Capitals advanced to the Stanley Cup Final for the first time since 1998. Holtby stopped the final 61 shots he faced against Tampa Bay and ended the series with a shutout streak of 157:13. Andre Burakovsky added a pair of insurance markers in the second period and joined Dale Hunter (1988) as the only Capitals to score two goals in a Game 7. Evgeny Kuznetsov picked up an assist and established a Capitals postseason record by extending his point streak to 10 games.



Stanley Cup Timeline

Stanley Cup Final - Capitals Defeat Golden Knight, 4-1

Game 2: Orpik Nets Winner; Capitals Earn First Win in Stanley Cup Final

Capitals leading-scorer Evgeny Kuznetsov left Game 2 late in the first period due to injury, but Lars Eller was among those who picked up the slack. Eller factored in all of Washington's scoring with a goal and two assists as the Capitals beat Vegas 3-2 to even the Cup Final at a game apiece. Alex Ovechkin scored a power-play goal and Brooks Orpik emerged as the unlikely game-winning goal scorer. Orpik broke a personal 220-game goalless drought midway through the second period. Braden Holtby made 37 saves, none bigger than his sprawling paddle stop on Alex Tuch with two minutes remaining in regulation to preserve Washington's one-goal lead.



Game 3: Capitals Take Series Lead in Cup Final

Alex Ovechkin and Evgeny Kuznetsov both scored first-period goals while Devante Smith-Pelly added an insurance tally in the third as the Capitals beat the Golden Knights 3-1 in Game 3. The win gave the Capitals their first ever Stanley Cup Final victory on home ice and a 2-1 series lead. Ovechkin scored 1:10 into the first period, tying John Druce's franchise record with his 14th goal of the playoffs.



Game 4: Balanced Attack Puts Capitals on Verge of Cup Win

Six different Capitals scored and Evgeny Kuznetsov had four assists as Washington beat Vegas 6-2 in Game 4 of the Stanley Cup Final. Kuznetsov became the 12th player in NHL history and the first since Joe Sakic in 1996 to record four assists in a game in the Stanley Cup Final. T.J. Oshie, Tom Wilson and Devante Smith-Pelly all scored in the first period while John Carlson added a power-play tally in the second. Michal Kempny and Brett Connolly also scored for the Capitals, who dominated the special teams battle going 4-for-4 on the penalty kill and 3-for-5 on the power play.

Game 5: Capitals Rally Once More; Win the Stanley Cup

The Capitals earned the first Stanley Cup title in franchise history with a 4-3 win in Game 5 at T-Mobile Arena. Vegas led 3-2 at the second intermission, but Devante Smith-Pelly and Lars Eller scored in the third period to secure the Capitals' comeback win. Smith-Pelly's seven goals in the playoffs matched his entire total from the regular season. He capped off the Stanley Cup Final on a three-game goal scoring streak. Jakub Vrana and Alex Ovechkin also scored in the Cup-clinching win. Ovechkin's 15th goal of the playoffs established a new franchise record. John Carlson added an assist to become the Capitals all-time postseason leading scorer among defensemen (55 points in 100 games). The Capitals, who clinched all four series on the road, tied a League record with 10 road wins in the playoffs. They also joined the 1991 Penguins as the only teams to win the Stanley Cup despite trailing in all four series.



Playoff History

YEAR-BY-YEAR PLAYOFF RECORDS

Year	Series	W	L	GP	W	L	GF	GA	Result
2017-18	4	4	0	24	16	8	86	61	Won Stanley Cup
2016-17	2	1	1	13	7	6	36	36	Reached ECSF
2015-16	2	1	1	12	6	6	29	22	Reached ECSF
2014-15	2	1	1	14	7	7	28	28	Reached ECSF
2012-13	1	0	1	7	3	4	12	16	Reached ECQF
2011-12	2	1	1	14	7	7	29	30	Reached ECSF
2010-11	2	1	1	9	4	5	23	24	Reached ECSF
2009-10	1	0	1	7	3	4	22	20	Reached ECQF
2008-09	2	1	1	14	7	7	41	38	Reached ECSF
2007-08	1	0	1	7	3	4	20	23	Reached ECSF
2002-03	1	0	1	6	2	4	15	14	Reached ECQF
2000-01	1	0	1	6	2	4	10	14	Reached ECQF
1999-00	1	0	1	5	1	4	8	17	Reached ECQF
1997-98	4	3	1	21	12	9	53	44	Reached SCF
1995-96	1	0	1	6	2	4	17	21	Reached ECQF
1994-95	1	0	1	7	3	4	26	29	Reached ECQF
1993-94	2	1	1	11	5	6	32	32	Reached ECSF
1992-93	1	0	1	6	2	4	22	23	Reached DSF
1991-92	1	0	1	7	3	4	27	25	Reached DSF
1990-91	2	1	1	11	5	6	29	35	Reached DF
1989-90	3	2	1	15	8	7	49	48	Reached CF
1988-89	1	0	1	6	2	4	19	25	Reached DSF
1987-88	2	1	1	14	7	7	54	50	Reached DF
1986-87	1	0	1	7	3	4	19	19	Reached DSF
1985-86	2	1	1	9	5	4	36	24	Reached DF
1984-85	1	0	1	5	2	3	12	14	Reached DSF
1983-84	2	1	1	8	4	4	28	25	Reached DF
1982-83	1	0	1	4	1	3	11	19	Reached DSF
28-Year Totals	47	20	27	275	132	143	789	776	

ALL-TIME PLAYOFF RECORD VS. OPPONENTS – SERIES

Opponent	Series	W	L	Last Meeting	Round	Result
Boston	3	2	1	2011-12	ECQF	W, 4-3
Columbus	1	1	0	2017-18	ECQF	W, 4-2
Buffalo	1	1	0	1997-98	ECF	W, 4-2
Detroit	1	0	1	1997-98	SCF	L, 0-4
Montreal	1	0	1	2009-10	ECQF	L, 3-4
New Jersey	2	1	1	1989-90	ECQF	W, 4-2
NY Islanders	7	2	5	2014-15	ECQF	W, 4-3
NY Rangers	9	4	5	2014-15	ECSF	L, 3-4
Ottawa	1	1	0	1997-98	ECSF	W, 4-1
Philadelphia	5	3	2	2015-16	ECQF	W, 4-2
Pittsburgh	11	2	9	2017-18	ECSF	W, 4-2
Tampa Bay	3	1	2	2017-18	ECF	W, 4-3
Toronto	1	1	0	2016-17	ECQF	W, 4-2
Vegas	1	1	0	2017-18	SCF	W, 4-1

ALL-TIME PLAYOFF RECORD VS. OPPONENTS – GAMES

Opponent	TOTAL					HOME					AWAY				
	GP	W	L	GF	GA	GP	W	L	GF	GA	GP	W	L	GF	GA
Boston	17	8	9	37	43	8	2	6	17	25	9	6	3	20	18
Columbus	6	4	2	24	18	3	1	2	11	12	3	3	0	13	6
Buffalo	6	4	2	13	11	3	1	2	4	6	3	3	0	9	5
Detroit	4	0	4	7	13	2	0	2	2	6	2	0	2	5	7
Montreal	7	3	4	22	20	4	1	3	10	12	3	2	1	12	8
New Jersey	13	7	6	44	43	7	3	4	15	17	6	4	2	29	26
NY Islanders	37	16	21	104	114	20	10	10	57	61	17	6	11	47	53
NY Rangers	55	28	27	144	134	27	18	9	69	53	28	10	18	75	81
Ottawa	5	4	1	18	7	3	3	0	13	3	2	1	1	5	4
Philadelphia	29	16	13	99	84	16	10	6	53	45	13	6	7	46	39
Pittsburgh	68	28	40	195	214	35	16	19	91	98	32	12	21	104	116
Tampa Bay	17	6	11	48	45	8	1	7	16	24	9	5	4	32	21
Toronto	6	4	2	18	16	3	2	1	8	7	3	2	1	10	9
Vegas	5	4	1	20	14	2	2	0	9	3	2	2	1	11	11
Totals	274	132	143	793	776	141	70	71	375	372	134	62	72	418	404

PLAYOFF RECORDS BY GAME

GAME 1:	27-20	Home: 18-11	Road: 9-9
GAME 2:	24-23	Home: 15-13	Road: 9-10
	When Leading, 1-0: 12-15		
	When Trailing, 0-1: 12-8		
GAME 3:	18-29	Home: 5-13	Road: 13-16
	When Leading, 2-0: 4-8		
	When Tied, 1-1: 11-16		
	When Trailing, 0-2: 3-5		
GAME 4:	23-22	Home: 11-8	Road: 12-14
	When Leading, 3-0: 0-1		
	When Leading, 2-1: 12-9		
	When Trailing, 1-2: 9-9		
	When Trailing, 0-3: 2-3		
GAME 5:	18-23	Home: 13-13	Road: 5-10
	When Leading, 3-1: 4-9		
	When Tied, 2-2: 8-10		
	When Trailing, 1-3: 6-4		
GAME 6:	17-15	Home: 5-5	Road: 12-10
	When Leading, 3-2: 9-8		
	When Trailing 2-3: 8-7		
GAME 7:	5-11	Home: 3-8	Road: 2-3



All-Time Playoff Scoring

	Player	GP	G	A	PTS	PIM	PPG	SH	GW
1.	Alex Ovechkin*	121	61	56	117	54	21	0	8
2.	Nicklas Backstrom*	116	31	67	98	54	7	0	6
3.	Dale Hunter	100	25	47	72	372	11	0	2
4.	Mike Ridley	76	19	41	60	40	3	1	2
5.	Peter Bondra	73	30	26	56	54	13	0	6
6.	John Carlson*	100	18	37	55	36	12	0	1
	Michal Pivonka	95	19	36	55	86	5	1	1
8.	Calle Johansson	95	12	42	54	42	4	0	1
9.	Scott Stevens	67	9	44	53	180	4	0	2
10.	Evgeny Kuznetsov*	63	23	28	51	40	4	0	4
11.	Kevin Hatcher	83	16	32	48	224	4	2	1
12.	Kelly Miller	100	17	30	47	59	1	4	2
13.	T.J. Oshie*	49	18	25	43	46	10	0	5
	Mike Gartner	47	16	27	43	61	4	0	1
15.	Joseph Juneau	44	13	28	41	22	3	1	5
16.	Dave Christian	49	17	19	36	17	4	0	1
17.	Mike Green	71	9	26	35	75	6	0	2
	Dino Ciccarelli	32	21	14	35	54	8	0	3
19.	Alexander Semin	51	15	19	34	46	5	0	4
20.	Brooks Laich	65	10	22	32	26	2	0	1
21.	Sergei Gonchar	51	13	18	31	48	5	1	3
22.	Marcus Johansson	69	9	21	30	6	2	0	2
23.	Bengt-Ake Gustafsson	32	9	19	28	16	6	0	1
24.	Dmitri Khristich	45	9	17	26	33	4	0	1
	Larry Murphy	42	9	17	26	51	5	0	2
	Jason Chimera	63	12	14	26	30	0	0	6
27.	Robert Gould	50	12	12	24	50	1	2	1
28.	Lars Eller*	37	7	16	23	28	1	0	3
	Bobby Carpenter	32	10	13	23	53	3	0	1
30.	Matt Niskanen*	63	2	18	20	33	1	0	0
	Tom Wilson*	62	8	12	20	103	0	0	1
	John Druce	34	16	4	20	32	9	1	5
	Sylvain Cote	40	6	14	20	30	1	0	0
	Adam Oates	32	6	14	20	12	1	1	1
	Geoff Courtinall	21	6	14	20	44	2	0	2
37.	Jay Beagle*	85	8	11	19	26	1	0	2
	Alan Haworth	32	8	11	19	24	2	0	1
39.	Joel Ward	35	5	13	18	14	1	0	2
	Rod Langway	78	2	16	18	55	1	0	1
41.	Steve Konowalchuk	39	5	12	17	44	2	2	0
42.	Andre Burakovsky*	49	8	8	16	12	0	0	1
	Justin Williams	25	6	10	16	20	1	0	1
	Al Iafrate	23	11	5	16	40	4	0	2
	Gaetan Duchesne	33	10	6	16	39	0	1	1
	Andrei Nikolishin	32	1	15	16	18	1	0	0
47.	Brian Bellows	21	6	7	13	6	2	0	1
	Gregory Adams	36	2	11	13	132	1	0	0
	Sergei Fedorov	21	2	11	13	20	0	0	1
50.	Dmitry Orlov*	48	2	10	12	8	0	0	0
	Tom Poti	27	2	10	12	17	1	0	0
	Todd Krygier	35	8	4	12	36	0	1	2
	Stephen Leach	44	6	6	12	28	1	0	1
54.	Karl Alzner	64	3	8	11	16	0	0	1
	Matt Bradley	37	3	8	11	8	0	1	1
	Mike Knuble	24	6	5	11	20	1	1	0
58.	Richard Zednik	22	7	3	10	21	2	0	0
	Craig Laughlin	27	6	4	10	18	1	0	4
60.	Brooks Orpik*	57	1	8	9	44	0	0	1
	Brett Connolly*	31	6	3	9	6	1	0	0
	Troy Brouwer	35	3	6	9	28	1	0	1
	Keith Jones	26	4	5	9	75	1	0	0
	Viktor Kozlov	21	4	5	9	8	0	0	1

	Player	GP	G	A	PTS	PIM	PPG	SH	GW
	Jeff Halpern	19	4	5	9	23	2	0	2
66.	Jakub Vrana*	23	3	5	8	2	1	0	2
	Devante Smith-Pelly*	24	7	1	8	12	0	0	2
	John Tucker	12	1	7	8	0	0	0	0
69.	Chandler Stephenson*	24	2	5	7	8	0	1	0
	John Erskine	39	1	6	7	32	0	0	0
	David Steckel	24	4	3	7	8	0	0	1
	Robert Rouse	21	4	3	7	51	1	0	0
	Joseph Reekie	48	3	4	7	57	0	1	1
	Doug Jarvis	17	3	4	7	8	0	0	0
	Jaromir Jagr	6	2	5	7	2	1	0	0
76.	Kevin Shattenkirk	13	1	5	6	6	1	0	1
	Eric Fehr	33	5	1	6	10	0	0	0
	Esa Tikkanen	21	3	3	6	20	1	0	0
	Dave Tippett	17	2	4	6	8	0	0	0
	Garry Galley	15	2	4	6	13	0	0	0
	Michael Eagles	25	1	5	6	8	0	0	0
	Yvon Corriveau	18	1	5	6	32	0	0	0
	Jason Arnott	9	1	5	6	2	1	0	0
84.	Michal Kempny*	24	2	3	5	10	0	0	0
	Nate Schmidt	21	1	4	5	6	0	0	0
	Tomas Fleischmann	22	3	2	5	10	1	0	1
	Michael Nylander	9	3	2	5	10	1	0	1
	Bryan Erickson	8	2	3	5	7	1	0	0
	Pat Elynuik	6	2	3	5	19	0	0	0
	Boyd Gordon	36	1	4	5	10	0	1	0
91.	Mathieu Perreault	11	1	3	4	0	0	0	0
	Brendan Witt	31	4	0	4	26	1	0	0
	Chris Simon	28	3	1	4	54	0	0	0
	Timothy Bergland	26	2	2	4	22	0	0	0
	Pat Peake	13	2	2	4	20	2	0	0
	David Poulin	13	2	2	4	19	0	0	0
	Dainius Zubrus	12	2	2	4	6	1	0	0
	Randy Burridge	17	1	3	4	12	0	0	0
	Roman Hamrlík	14	1	3	4	12	0	0	0
	Glen Currie	12	1	3	4	4	0	0	0
	Andrew Brunette	6	1	3	4	0	0	0	0
	Philip Housley	18	0	4	4	4	0	0	0
	Trevor Linden	6	0	4	4	14	0	0	0
105.	Braden Holtby*	82	0	3	3	6	0	0	0
	Lou Franceschetti	33	2	1	3	83	0	0	1
	Gregory Smith	25	2	1	3	43	0	1	0
	Robert Joyce	14	2	1	3	9	0	0	0
	John Barrett	9	2	1	3	35	0	0	1
	Robert Lang	6	2	1	3	2	0	0	1
	Alan May	39	1	2	3	80	0	0	1
	Ken Klee	34	1	2	3	38	0	0	0
	Mark Tinordi	28	1	2	3	60	0	0	0
	Michael Lalor	10	1	2	3	22	0	0	0
	Marco Sturm	9	1	2	3	4	1	0	0
	Jorgen Pettersson	8	1	2	3	2	1	0	0
	Dennis Wideman	14	0	3	3	2	0	0	0
118.	Alex Chiasson*	16	1	1	2	4	0	0	0
	Milan Jurcina	21	2	0	2	18	0	1	0
	Peter Sundstrom	14	2	0	2	6	0	1	1
	Matt Hendricks	21	1	1	2	10	0	0	0
	Nick Kypreos	16	1	1	2	53	0	0	0
	Donald Brashear	11	1	1	2	18	0	0	0
	John Slaney	11	1	1	2	2	1	0	0
	Mike Ribeiro	7	1	1	2	10	0	0	1
	Joe Corvo	7	1	1	2	4	0	0	0
	Mike Grier	6	1	1	2	2	0	0	0



All-Time Playoff Scoring

Player	GP	G	A	PTS	PIM	PPG	SH	GW
Dennis Maruk	4	1	1	2	2	0	0	0
Shaone Morrison	26	0	2	2	16	0	0	0
Brian Pothier	13	0	2	2	8	0	0	0
James Johnson	13	0	2	2	14	0	0	0
Ulf Dahlen	11	0	2	2	4	0	0	0
Darren Veitch	10	0	2	2	19	0	0	0
Paul Cavallini	6	0	2	2	18	0	0	0
Kip Miller	5	0	2	2	2	0	0	0
Brian Engblom	4	0	2	2	2	0	0	0
Jeff Brown	2	0	2	2	0	0	0	0
Keith Aucoin	14	0	2	2	2	0	0	0
140. Christian Djoos*	22	0	1	1	4	0	0	0
Nathan Walker*	1	0	1	1	0	0	0	0
Jakub Jerabek*	2	0	1	1	2	0	0	0
Taylor Chorney	7	0	1	1	4	0	0	0
Tim Gleason	14	0	1	1	5	0	0	0
Curtis Glencross	10	1	0	1	2	0	0	0
Jack Hillen	7	0	1	1	6	0	0	0
Steve Oleksy	7	0	1	1	4	0	0	0
Craig Berube	38	1	0	1	90	0	0	1
Grant Ledyard	14	1	0	1	30	0	0	0
Shawn Anderson	14	1	0	1	12	0	0	0
Gary Sampson	12	1	0	1	0	0	0	0
Chris Clark	8	1	0	1	8	0	0	0
Edward Kastelic	6	1	0	1	32	1	0	0
Steve Eminger	5	1	0	1	2	0	0	0
Jason Woolley	4	1	0	1	4	0	0	1
Kenneth Houston	4	1	0	1	4	0	0	0
Robert Pearson	3	1	0	1	17	0	0	1
Grant Martin	1	1	0	1	2	0	0	0
Neil Sheehy	21	0	1	1	130	0	0	0
Al Jensen	12	0	1	1	4	0	0	0
Scott Hannan	9	0	1	1	2	0	0	0
David Shand	8	0	1	1	13	0	0	0
Paul MacDermid	7	0	1	1	22	0	0	0
Eric Belanger	7	0	1	1	4	0	0	0
Brad Schlegel	7	0	1	1	2	0	0	0
John Blum	6	0	1	1	4	0	0	0
Sergei Berezin	6	0	1	1	0	0	0	0
Jason Doig	6	0	1	1	6	0	0	0
Brendan Morrison	5	0	1	1	2	0	0	0
Mike McEwen	5	0	1	1	4	0	0	0
Peter Andersson	5	0	1	1	2	0	0	0
Greg Theberge	4	0	1	1	0	0	0	0
Stewart Holt	4	0	1	1	20	0	0	0
Tyler Sloan	4	0	1	1	0	0	0	0
Ivan Ciernik	2	0	1	1	6	0	0	0
Christopher Felix	2	0	1	1	0	0	0	0
Don Beaupre	36	0	1	1	4	0	0	0
178. Shane Gersich*	2	0	0	0	0	0	0	0
Travis Boyd*	1	0	0	0	0	0	0	0

Player	GP	G	A	PTS	PIM	PP	SH	GW
Daniel Winnik	25	0	0	0	4	0	0	0
Trent Whitfield	14	0	0	0	12	0	0	0
Timo Blomqvist	13	0	0	0	24	0	0	0
Mike Richards	12	0	0	0	4	0	0	0
David Jensen	11	0	0	0	2	0	0	0
Ken Sabourin	11	0	0	0	34	0	0	0
Joseph Sacco	11	0	0	0	6	0	0	0
Rob Zettler	11	0	0	0	2	0	0	0
Rob Murray	9	0	0	0	18	0	0	0
Kevin Kaminski	8	0	0	0	52	0	0	0
Matt Cooke	7	0	0	0	4	0	0	0
Joel Kwiatkowski	6	0	0	0	2	0	0	0
Eric Charron	6	0	0	0	8	0	0	0
Steve Poapst	6	0	0	0	0	0	0	0
Rick Tabaracci	6	0	0	0	4	0	0	0
Stefan Ustorf	5	0	0	0	0	0	0	0
Joe Murphy	5	0	0	0	8	0	0	0
Doug Wickenheiser	5	0	0	0	2	0	0	0
Brian Sutherby	5	0	0	0	10	0	0	0
Michael Latta	4	0	0	0	2	0	0	0
Martin Erat	4	0	0	0	4	0	0	0
Dmitri Mironov	4	0	0	0	4	0	0	0
Todd Nelson	4	0	0	0	0	0	0	0
Kent Paynter	4	0	0	0	10	0	0	0
Bob Mason	4	0	0	0	0	0	0	0
Terry Yake	3	0	0	0	0	0	0	0
Glen Metropolit	3	0	0	0	2	0	0	0
Dwight Schofield	3	0	0	0	14	0	0	0
Scot Kleinendorst	3	0	0	0	0	0	0	0
Jeff Nelson	3	0	0	0	4	0	0	0
Mark Taylor	3	0	0	0	0	0	0	0
Mike Weber	2	0	0	0	0	0	0	0
Andre Hidi	2	0	0	0	0	0	0	0
Milan Novy	2	0	0	0	0	0	0	0
Igor Ulanov	2	0	0	0	4	0	0	0
Jeff Greenlaw	2	0	0	0	21	0	0	0
Christopher Valentine	2	0	0	0	4	0	0	0
Jeff Toms	1	0	0	0	0	0	0	0
Scott Walker	1	0	0	0	0	0	0	0
Mikko Leinonen	1	0	0	0	0	0	0	0
Sean Collins	1	0	0	0	0	0	0	0
Steve Maltais	1	0	0	0	0	0	0	0
Grant Jennings	1	0	0	0	0	0	0	0
Jaroslav Svejksky	1	0	0	0	2	0	0	0
Nolan Baumgartner	1	0	0	0	10	0	0	0
Edward Bulley	1	0	0	0	0	0	0	0
Jim McKenzie	1	0	0	0	0	0	0	0
Craig Billington	1	0	0	0	0	0	0	0
Paul Carey	1	0	0	0	0	0	0	0

*Indicates 2018 Stanley Cup Champion

CAREER LEADERS

GAMES PLAYED

1. **Alex Ovechkin** 121
2. **Nicklas Backstrom** 116
3. **John Carlson** 100
- Dale Hunter 100
- Kelly Miller 100
6. Michal Pivonka 95
- Calle Johansson 95
- Jay Beagle 85
9. Kevin Hatcher 83
10. Rod Langway 78

GOALS

1. **Alex Ovechkin** 61
2. **Nicklas Backstrom** 31
3. Peter Bondra 30
4. Dale Hunter 25
5. **Evgeny Kuznetsov** 23
6. Dino Ciccarelli 21
7. Mike Ridley 19
8. Michal Pivonka 19
9. **T.J. Oshie** 18
- John Carlson** 18

ASSISTS

1. **Nicklas Backstrom** 67
2. **Alex Ovechkin** 56
3. Dale Hunter 47
4. Scott Stevens 44
5. Calle Johansson 42
6. Mike Ridley 41
7. **John Carlson** 37
8. Michal Pivonka 36
9. Kevin Hatcher 32
10. Kelly Miller 30

PENALTY MINUTES

1. Dale Hunter 372
2. Kevin Hatcher 224
3. Scott Stevens 180
4. Gregory Adams 132
5. Neil Sheehy 130
6. **Tom Wilson** 103
7. Craig Berube 90
8. Michal Pivonka 86
9. Lou Franceschetti 83
10. Alan May 80

POWER-PLAY GOALS

1. **Alex Ovechkin** 21
2. Peter Bondra 13
3. **John Carlson** 12
4. Dale Hunter 11
5. **T.J. Oshie** 10

SHORTHANDED GOALS

1. Kelly Miller 4
2. Kevin Hatcher 2
- Robert Gould 2
- Steve Konowalchuk 2
5. 16 tied with 1

GAME-WINNING GOALS

1. **Alex Ovechkin** 8
2. **Nicklas Backstrom** 6
- Peter Bondra 6
- Jason Chimera 6
5. T.J. Oshie 5
- Joseph Juneau 5
- John Druce 5

All-Time Playoff Goaltending

PLAYOFF GOALTENDING BY GOALS-AGAINST AVERAGE

Player	GP	MIN	W	L	GA	AVG	SO	SA	PCT
Robert Mason	4	309	2	2	9	1.75	1	143	.937
Braden Holtby*	82	5,082	45	37	173	2.04	6	2,442	.929
Olie Kolzig	45	2,797	20	24	100	2.14	6	1,376	.927
Michal Neuvirth	9	590	4	5	23	2.34	1	261	.912
Semyon Varlamov	19	1,107	10	9	46	2.49	2	542	.915
Byron Dafoe	3	138	0	2	6	2.61	0	42	.857
Rick Tabaracci	6	415	1	5	20	2.89	0	210	.905
Pat Riggan	10	453	2	5	22	2.91	0	120	.876
Cristobal Huet	7	451	3	4	22	2.93	0	242	.909
Don Beaupre	36	1,992	18	15	99	2.98	2	948	.896
Craig Billington	1	20	0	0	1	3.00	0	6	.833
Pete Peeters	30	1,736	15	15	91	3.15	0	817	.888
Al Jensen	12	598	5	5	32	3.21	0	206	.886
Mike Liut	11	555	4	5	32	3.46	0	252	.873
Jose Theodore	4	178	0	2	11	3.71	0	73	.849
Philipp Grubauer*	4	184	1	1	13	4.24	0	79	.835
Jim Carey	10	455	2	5	35	4.61	0	190	.816
Clint Malarchuk	4	193	0	2	15	4.65	0	95	.842

*Indicates 2018 Stanley Cup Champion

GAMES PLAYED

1. **Braden Holtby** 82
2. Olie Kolzig 45
3. Don Beaupre 36
4. Pete Peeters 30
5. Semyon Varlamov 19

MINUTES

1. **Braden Holtby** 5,082
2. Olie Kolzig 2,799
3. Don Beaupre 1,992
4. Pete Peeters 1,736
5. Semyon Varlamov 1,107

WINS

1. **Braden Holtby** 45
2. Olie Kolzig 20
3. Don Beaupre 18
4. Pete Peeters 15
5. Semyon Varlamov 10

SHUTOUTS

1. **Braden Holtby** 6
2. Olie Kolzig 6
3. Don Beaupre 2
4. Semyon Varlamov 2
5. Michal Neuvirth 1
- Robert Mason 1

ALL-TIME SHUTOUTS

Shutouts For (18)

Date	Opponent	Score	Goaltender
5/23/18	@ Tampa Bay	4-0	Braden Holtby
5/21/18	Tampa Bay	3-0	Braden Holtby
4/24/16	@ Philadelphia	1-0	Braden Holtby
4/14/16	Philadelphia	2-0	Braden Holtby
5/4/15	NY Rangers	1-0	Braden Holtby
5/4/13	NY Rangers	1-0 (OT)	Braden Holtby
4/15/11	NY Rangers	2-0	Michal Neuvirth
4/24/09	NY Rangers	4-0	Semyon Varlamov
4/20/09	@ NY Rangers	4-0	Semyon Varlamov
4/10/03	@ Tampa Bay	3-0	Olie Kolzig
4/12/01	Pittsburgh	1-0	Olie Kolzig
5/30/98	@ Buffalo	2-0	Olie Kolzig
5/15/98	Ottawa	3-0	Olie Kolzig
5/13/98	@ Ottawa	2-0	Olie Kolzig
4/28/98	@ Boston	3-0	Olie Kolzig
4/21/94	Pittsburgh	2-0	Don Beaupre

Shutouts Against (15)

Date	Opponent	Score	Goaltender
5/10/17	Pittsburgh	0-2	Marc-Andre Fleury
4/22/16	Philadelphia	0-2	Michal Neuvirth
5/13/13	NY Rangers	0-5	Henrik Lundqvist
5/12/13	@ NY Rangers	0-1	Henrik Lundqvist
4/12/12	@ Boston	0-1	Tim Thomas
4/18/09	NY Rangers	0-1	Henrik Lundqvist
4/13/08	Philadelphia	0-2	Martin Biron
4/16/01	@ Pittsburgh	0-3	Johan Hedberg
4/13/00	Pittsburgh	0-7	Ron Tugnutt
5/23/98	Buffalo	0-2	Dominik Hasek
5/1/98	Boston	0-4	Byron Dafoe
5/18/95	@ Pittsburgh	0-3	Ken Wregget
5/5/94	NY Rangers	0-3	Mike Richter
4/7/91	NY Rangers	0-6	Mike Richter
5/5/90	@ Boston	0-3	Andy Moog



Playoff Overtimes

CAPITALS OVERTIME WINS

	Date	Opponent	Goal Scorer	Time	Game	Score
1.	4/10/85	NY Islanders	Alan Haworth	2:28	1	4-3
2.	4/11/85	NY Islanders (2 OT)	Mike Gartner	21:23	2	2-1
3.	4/16/88	Philadelphia	Dale Hunter	5:57	7	5-4
4.	4/8/89	Philadelphia	Kelly Miller	:51	3	4-3
5.	4/5/90	@ New Jersey	Dino Ciccarelli	5:34	1	5-4
6.	4/25/90	NY Rangers	Rod Langway	:34	4	4-3
7.	4/27/90	@ NY Rangers	John Druce	6:48	5	2-1
8.	4/11/91	@ NY Rangers	Dino Ciccarelli	6:44	5	5-4
9.	4/26/98	@ Boston (2 OT)	Joe Juneau	26:31	3	3-2
10.	5/3/98	@ Boston	Brian Bellows	15:24	6	3-2
11.	5/25/98	Buffalo	Todd Krygier	3:01	2	3-2
12.	5/28/98	@ Buffalo	Peter Bondra	9:37	3	4-3
13.	6/4/98	@ Buffalo	Joe Juneau	6:24	6	3-2
14.	4/18/01	@ Pittsburgh	Jeff Halpern	4:01	4	4-3
15.	5/11/09	@ Pittsburgh	David Steckel	6:22	6	5-4
16.	4/17/10	Montreal	Nicklas Backstrom	:31	2	6-5
17.	4/13/11	NY Rangers	Alexander Semin	18:24	1	2-1
18.	4/20/11	@ NY Rangers (2 OT)	Jason Chimera	32:36	4	4-3
19.	4/14/2012	@ Boston (2 OT)	Nicklas Backstrom	22:56	2	2-1
20.	4/25/2012	@ Boston	Joel Ward	2:57	7	2-1
21.	5/4/13	NY Rangers	Mike Green	8:00	2	1-0
22.	5/10/13	NY Rangers	Mike Ribeiro	9:24	5	2-1
23.	4/21/15	@ NY Islanders	Nicklas Backstrom	11:09	4	2-1
24.	4/28/16	Pittsburgh	T.J. Oshie	9:33	1	4-3
25.	4/13/17	Toronto	Tom Wilson	5:15	1	3-2
26.	4/21/17	Toronto	Justin Williams	1:04	5	2-1
27.	4/23/17	@ Toronto	Marcus Johansson	6:31	6	2-1
28.	5/1/17	@ Pittsburgh	Kevin Shattenkirk	3:13	3	3-2
29.	4/17/18	@ Columbus (2 OT)	Lars Eller	29:00	3	3-2
30.	4/21/18	Columbus	Nicklas Backstrom	11:53	5	4-3
31.	5/7/18	@Pittsburgh	Evgeny Kuznetsov	5:27	6	2-1

CAPITALS OVERTIME LOSSES

	Date	Opponent	Goal Scorer	Time	Game	Score
1.	4/13/84	@ NY Islanders	Anders Kallur	7:35	2	4-5
2.	4/17/86	NY Rangers	Brian MacLellan	1:16	1	3-4
3.	4/23/86	@ NY Rangers	Bob Brooke	2:40	4	5-6
4.	4/18/87	NY Islanders (4 OT)	Pat LaFontaine	68:47	7	2-3
5.	4/10/88	@ Philadelphia	Murray Craven	1:18	4	4-5
6.	4/19/91	@ Pittsburgh	Kevin Stevens	8:10	2	6-7
7.	4/20/93	NY Islanders (2 OT)	Brian Mullen	34:50	2	4-5
8.	4/22/93	@ NY Islanders	Ray Ferraro	4:46	3	3-4
9.	4/24/93	@ NY Islanders (2 OT)	Ray Ferraro	25:40	4	3-4
10.	5/14/95	@ Pittsburgh	Luc Robitaille	4:30	5	5-6
11.	4/24/96	Pittsburgh (4 OT)	Petr Nedved	79:15	4	2-3
12.	4/24/98	Boston (2 OT)	Darren Van Impe	20:54	2	3-4
13.	6/11/98	@ Detroit	Kris Draper	15:24	2	4-5
14.	4/15/00	@ Pittsburgh	Jaromir Jagr	5:49	2	1-2
15.	4/24/01	@ Pittsburgh	Martin Straka	13:04	6	3-4
16.	4/15/03	Tampa Bay	Vincent Lecavalier	2:29	3	3-4
17.	4/20/03	Tampa Bay (3 OT)	Martin St. Louis	44:03	6	1-2
18.	4/17/08	@ Philadelphia (2 OT)	Mike Knuble	26:40	4	3-4
19.	4/22/08	Philadelphia	Joffrey Lupul	6:06	7	2-3
20.	5/6/09	@ Pittsburgh	Kris Letang	11:23	3	2-3
21.	5/9/09	Pittsburgh	Evgeni Malkin	3:28	5	3-4
22.	4/15/10	Montreal	Tomas Plekanec	13:19	1	2-3
23.	5/1/11	Tampa Bay	Vincent Lecavalier	6:19	2	2-3
24.	4/12/2012	@ Boston	Chris Kelly	1:18	1	0-1
25.	4/22/2012	Boston	Tyler Seguin	3:17	6	3-4
26.	5/2/2012	NY Rangers (3 OT)	Marian Gaborik	74:41	3	1-2
27.	5/7/2012	@ NY Rangers	Marc Staal	1:35	5	2-3
28.	4/19/15	@ NY Islanders	John Tavares	0:15	3	1-2
29.	5/8/15	@ NY Rangers	Ryan McDonagh	9:37	5	1-2
30.	5/13/15	@ NY Rangers	Derek Stepan	11:24	7	1-2
31.	5/4/16	@ Pittsburgh	Patric Hornqvist	2:34	4	2-3
32.	5/10/16	@ Pittsburgh	Nick Bonino	6:32	6	3-4
33.	4/15/17	Toronto (2 OT)	Kasperi Kapanen	11:53	2	3-4
34.	4/17/17	@ Toronto	Tyler Bozak	1:37	3	3-4
35.	4/12/18	Columbus	Artemi Panarin	6:02	1	3-4
36.	4/15/17	Columbus	Matt Calvert	12:22	2	4-5

OVERTIME RECORD BY YEAR

Year	Total			Home			Away		
	GP	W	L	GP	W	L	GP	W	L
2017-18	5	3	2	3	1	2	2	2	0
2016-17	6	4	2	3	2	1	3	2	1
2015-16	3	1	2	1	1	0	2	0	2
2014-15	4	1	3	0	0	0	4	1	3
2012-13	2	2	0	2	2	0	0	0	0
2011-12	6	2	4	2	0	2	4	2	2
2010-11	3	2	1	2	1	1	1	1	0
2009-10	2	1	1	2	1	1	0	0	0
2008-09	3	1	2	1	0	1	2	1	1
2007-08	2	0	2	1	0	1	1	0	1
2002-03	2	0	2	2	0	2	0	0	0
2000-01	2	1	1	0	0	0	2	1	1
1999-00	1	0	1	0	0	0	1	0	1
1997-98	7	5	2	2	1	1	5	4	1
1995-96	1	0	1	1	0	1	0	0	0
1994-95	1	0	1	0	0	0	1	0	1
1993-94	0	0	0	0	0	0	0	0	0
1992-93	3	0	3	1	0	1	2	0	2
1991-92	0	0	0	0	0	0	0	0	0
1990-91	2	1	1	0	0	0	2	1	1
1989-90	3	3	0	1	1	0	2	2	0
1988-89	1	1	0	1	1	0	0	0	0
1987-88	2	1	1	1	1	0	1	0	1
1986-87	1	0	1	1	0	1	0	0	0
1985-86	2	0	2	1	0	1	1	0	1
1984-85	2	2	0	2	2	0	0	0	0
1983-84	1	0	1	0	0	0	1	0	1
Totals	67	31	36	30	14	16	37	17	20

OVERTIME RECORD BY OPPONENT

Year	Total			Home			Away		
	GP	W	L	GP	W	L	GP	W	L
Boston	7	4	3	2	0	2	5	4	1
Columbus	4	2	2	3	1	2	1	1	0
Buffalo	3	3	0	1	1	0	2	2	0
Detroit	1	0	1	0	0	0	1	0	1
Montreal	2	1	1	2	1	1	0	0	0
New Jersey	1	1	0	0	0	0	1	1	0
NY Islanders	9	3	6	4	2	2	5	1	4
NY Rangers	13	7	6	6	4	2	7	3	4
Ottawa	0	0	0	0	0	0	0	0	0
Philadelphia	5	2	3	3	2	1	2	0	2
Pittsburgh	14	5	9	3	1	2	11	4	7
Tampa Bay	3	0	3	3	0	3	0	0	0
Toronto	5	3	2	3	2	1	2	1	1
Totals	67	31	36	30	14	16	37	17	20



Playoff Hat Tricks & Penalty Shots

CAPITALS HAT TRICKS

	Date	Player	Opponent	Score	Goaltender
1.	4/5/90	Dino Ciccarelli	@ New Jersey	W, 5-4	Sean Burke
2.	4/21/90	John Druce	@ NY Rangers	W, 6-3	John Vanbiesbrouck, Mike Richter
3.	4/25/92	Dino Ciccarelli (4)	@ Pittsburgh	W, 7-2	Tom Barrasso, Ken Wregget
4.	4/20/93	Dale Hunter	NY Islanders	L, 4-5 2 OT	Glenn Healy
5.	4/26/93	Al Iafrate	NY Islanders	W, 6-4	Glenn Healy, Mark Fitzpatrick
6.	5/4/09	Alex Ovechkin	Pittsburgh	W, 4-3	Marc-Andre Fleury
7.	4/17/10	Nicklas Backstrom	Montreal	W, 6-5 OT	Jaroslav Halak
8.	4/28/16	T.J. Oshie	Pittsburgh	W, 4-3 OT	Matthew Murray

OPPONENTS HAT TRICKS

	Date	Player	Opponent	Score	Goaltender
1.	4/20/88	Aaron Broten	New Jersey	L, 2-5	Pete Peeters
2.	4/22/88	Mark Johnson (4)	@ New Jersey	L, 4-10	Clint Malarchuk, Pete Peeters
3.	4/22/88	Patrik Sundstrom	@ New Jersey	L, 4-10	Clint Malarchuk, Pete Peeters
4.	4/19/90	Bernie Nicholls	@ NY Rangers	L, 3-7	Mike Liut
5.	4/26/93	Ray Ferraro (4)	NY Islanders	W, 6-4	Don Beaupre
6.	5/11/98	Daniel Alfredsson	@ Ottawa	L, 3-4	Olie Kolzig
7.	5/4/09	Sidney Crosby	Pittsburgh	W, 4-3	Semyon Varlamov

CAPITALS PENALTY SHOTS

	Date	Player	Opponent	Score	Result	Goalie
1.	4/14/85	Bob Carpenter	@ NY Islanders	L, 4-6	Failed	Billy Smith
2.	5/10/95	Michal Pivonka	Pittsburgh	W, 6-2	Failed	Tom Barrasso
3.	4/24/96	Joe Juneau	Pittsburgh	L, 2-3 4 OT	Failed	Ken Wregget

OPPONENTS PENALTY SHOTS

	Date	Player	Opponent	Score	Result	Goalie
1.	4/9/83	Denis Potvin	NY Islanders	L, 2-6	Failed	Al Jensen
2.	4/15/08	Mike Richards	@ Philadelphia	L, 3-6	Goal	Cristobal Huet
3.	5/6/15	Carl Hagelin	NY Rangers	W, 2-1	Failed	Braden Holtby



T.J. Oshie completed his first career playoff hat trick with the game-winning goal in overtime in Game 1 of the Eastern Conference semifinals against Pittsburgh on April 28, 2016.



Game-by-Game Playoff Results

2017-18

Eastern Conference Quarterfinals - Washington vs. Columbus Blue Jackets (best of seven) - Washington wins series 4-2

GM	Date	Opponent	Result	Series	PP	PK	SF-SA	GWG	Goalies
1	4/12	Columbus	L, 4-3 OT	0-2	2-6	2-4	30-27	Panarin	Grubauer/Bobrovsky
2	4/15	Columbus	L, 5-4 OT	0-2	3-7	2-4	58-30	Calvert	Grubauer, Holtby/Bobrovsky
3	4/17	@ Columbus	W, 3-2 2OT	1-2	1-4	4-4	45-35	Eller	Holtby/Bobrovsky
4	4/19	@ Columbus	W, 4-1	2-2	1-3	3-3	33-24	Oshie	Holtby/Bobrovsky
5	4/21	Columbus	W, 4-3 OT	3-2	1-4	5-5	29-42	Backstrom	Holtby/Bobrovsky
6	4/23	@ Columbus	W, 6-3	4-2	1-3	4-4	28-38	Smith-Pelly	Holtby/Bobrovsky

Eastern Conference Semifinals - Washington vs. Pittsburgh Penguins (best of seven) - Washington wins series 4-2

GM	Date	Opponent	Result	Series	PP	PK	SF-SA	GWG	Goalies
1	4/26	Pittsburgh	L, 2-3	0-1	0-1	2-2	34-25	Guentzel	Holtby/Murray
2	4/29	Pittsburgh	W, 4-1	1-1	1-3	3-3	32-33	Vrana	Holtby/Murray
3	5/1	@ Pittsburgh	W, 4-3	2-1	1-4	3-4	22-22	Ovechkin	Holtby/Murray
4	5/3	@ Pittsburgh	L, 1-3	2-2	1-3	2-4	21-24	Malkin	Holtby/Murray
5	5/5	Pittsburgh	W, 6-3	3-2	1-3	3-5	32-39	Vrana	Holtby/Murray
6	5/7	@ Pittsburgh	W, 2-1 OT	4-2	0-1	1-1	30-22	Kuznetsov	Holtby/Murray

Eastern Conference Final - Washington vs. Tampa Bay Lightning (best of seven) - Washington wins series 4-3

GM	Date	Opponent	Result	Series	PP	PK	SF-SA	GWG	Goalies
1	5/11	@ Tampa Bay	W, 4-2	1-0	2-4	2-3	32-21	Beagle	Holtby/Vasilevskiy, Domingue
2	5/13	@ Tampa Bay	W, 6-2	2-0	1-3	2-4	37-35	Eller	Holtby/Vasilevskiy
3	5/15	Tampa Bay	L, 2-4	2-1	0-3	3-5	38-23	Hedman	Holtby/Vasilevskiy
4	5/17	Tampa Bay	L, 2-4	2-2	0-4	1-2	38-20	Killorn	Holtby/Vasilevskiy
5	5/19	@ Tampa Bay	L, 2-3	2-3	0-0	0-1	30-22	Callahan	Holtby/Vasilevskiy
6	5/21	Tampa Bay	W, 3-0	3-3	1-1	2-2	34-24	Oshie	Holtby/Vasilevskiy
7	5/23	@ Tampa Bay	W, 4-0	4-3	0-2	1-1	23-29	Ovechkin	Holtby/Vasilevskiy

Stanley Cup Final - Washington vs. Vegas Golden Knights (best of seven) - Washington wins series 4-1

GM	Date	Opponent	Result	Series	PP	PK	SF-SA	GWG	Goalies
1	5/28	@ Vegas	L, 4-6	0-1	0-1	0-1	28-34	Nosek	Holtby/Fleury
2	5/30	@ Vegas	W, 3-2	1-1	1-2	4-5	26-39	Orpik	Holtby/Fleury
3	6/2	Vegas	W, 3-1	2-1	0-4	2-2	26-22	Kuznetsov	Holtby/Fleury
4	6/4	Vegas	W, 6-2	3-1	3-5	4-4	23-30	Smith-Pelly	Holtby/Fleury
5	6/7	@ Vegas	W, 4-3	4-1	1-4	1-2	33-31	Eller	Holtby/Fleury

2016-17

Eastern Conference Quarterfinals - Washington vs. Toronto Maple Leafs (best of seven) - Washington wins series 4-2

GM	Date	Opponent	Result	Series	PP	PK	SF-SA	GWG	Goalies
1	4/13	Toronto	W, 3-2 OT	1-0	1-3	1-1	44-37	Wilson	Holtby/Andersen
2	4/15	Toronto	L, 3-4 OT	1-1	2-5	4-5	50-51	Kapanen	Holtby/Andersen
3	4/17	@ Toronto	L, 3-4 OT	1-2	0-3	2-3	26-28	Bozak	Holtby/Andersen
4	4/19	@ Toronto	W, 5-4	2-2	1-1	3-4	27-34	Oshie	Holtby/Andersen
5	4/21	Toronto	W, 2-1 OT	3-2	1-3	4-4	28-25	Williams	Holtby/Andersen
6	4/23	@ Toronto	W, 2-1 OT	4-2	0-2	1-1	36-38	Johansson	Holtby/Andersen

Eastern Conference Semifinals - Washington vs. Pittsburgh Penguins (best of seven) - Pittsburgh wins series 4-3

GM	Date	Opponent	Result	Series	PP	PK	SF-SA	GWG	Goalies
1	4/27	Pittsburgh	L, 2-3	0-1	0-0	2-2	35-21	Bonino	Holtby/Fleury
2	4/29	Pittsburgh	L, 2-6	0-2	1-5	2-3	36-24	Guentzel	Holtby, Grubauer/Fleury
3	5/1	@ Pittsburgh	W, 3-2 OT	1-2	2-5	5-5	33-30	Shattenkirk	Holtby, Fleury
4	5/3	@ Pittsburgh	L, 2-3	1-3	0-4	4-5	38-18	Schultz	Holtby, Fleury
5	5/6	Pittsburgh	W, 4-2	2-3	0-3	1-2	32-22	Kuznetsov	Holtby, Fleury
6	5/8	@ Pittsburgh	W, 5-2	3-3	2-4	3-3	26-18	Backstrom	Holtby, Fleury
7	5/10	Pittsburgh	L, 0-2	3-4	0-2	2-2	29-28	Rust	Holtby, Fleury

2015-16

Eastern Conference Quarterfinals - Washington vs. Philadelphia Flyers (best of seven) - Washington wins series 4-2

GM	Date	Opponent	Result	Series	PP	PK	SF-SA	GWG	Goalies
1	4/14	Philadelphia	W, 2-0	1-0	1-6	4-4	31-19	Carlson	Holtby/Mason
2	4/16	Philadelphia	W, 4-1	2-0	2-2	4-4	23-42	Chimera	Holtby/Mason
3	4/18	@ Philadelphia	W, 6-1	3-0	5-9	5-5	27-32	Ovechkin	Holtby/Mason
4	4/20	@ Philadelphia	L, 1-2	3-1	0-2	1-2	32-25	MacDonald	Holtby/Neuvirth
5	4/22	Philadelphia	L, 0-2	3-2	0-3	6-6	44-11	White	Holtby/Neuvirth
6	4/24	@ Philadelphia	W, 1-0	4-2	0-5	3-3	29-26	Backstrom	Holtby/Neuvirth



Game-by-Game Playoff Results

Eastern Conference Semifinals - Washington vs. Pittsburgh Penguins (best of seven) - Pittsburgh wins series 4-2

GM	Date	Opponent	Result	Series	PP	PK	SF-SA	GWG	Goalies
1	4/28	Pittsburgh	W, 4-3 OT	1-0	0-4	2-2	35-45	Oshie	Holtby/Murray
2	4/30	Pittsburgh	L, 1-2	1-1	1-2	5-5	24-35	Fehr	Holtby/Murray
3	5/2	@ Pittsburgh	L, 2-3	1-2	0-4	3-3	49-23	Hagelin	Holtby/Murray
4	5/4	@ Pittsburgh	L, 2-3 OT	1-3	0-2	4-4	36-33	Hornqvist	Holtby/Murray
5	5/7	Pittsburgh	W, 3-1	2-3	2-5	1-2	19-31	Oshie	Holtby/Murray
6	5/10	@ Pittsburgh	L, 3-4 OT	2-4	2-6	1-3	39-42	Bonino	Holtby/Murray

2014-15

Eastern Conference Quarterfinals - Washington vs. New York Islanders (best of seven) - Washington wins series 4-3

GM	Date	Opponent	Result	Series	PP	PK	SF-SA	GWG	Goalies
1	4/15	NY Islanders	L, 1-4	0-1	0-2	2-2	25-27	Strome	Holtby/Halak
2	4/17	NY Islanders	W, 4-3	1-1	1-1	1-1	35-21	Chimera	Grubauer/Halak
3	4/19	@ NY Islanders	L, 1-2 OT	1-2	0-3	3-3	25-42	Tavares	Holtby/Halak
4	4/21	@ NY Islanders	W, 2-1 OT	2-2	0-1	4-4	30-37	Backstrom	Holtby/Halak
5	4/23	NY Islanders	W, 5-1	3-2	0-3	2-2	41-23	Alzner	Holtby/Halak, Neuvirth
6	4/25	@ NY Islanders	L, 1-3	3-3	1-3	1-1	39-38	Kulemin	Holtby/Halak
7	4/27	NY Islanders	W, 2-1	4-3	0-0	1-1	26-11	Kuznetsov	Holtby/Halak

Eastern Conference Semifinals - Washington vs. New York Rangers (best of seven) - New York wins series 4-3

GM	Date	Opponent	Result	Series	PP	PK	SF-SA	GWG	Goalies
1	4/30	@ NY Rangers	W, 2-1	1-0	1-2	2-2	29-32	Ward	Holtby/Lundqvist
2	5/2	@ NY Rangers	L, 2-3	1-1	0-1	3-4	32-35	Brassard	Holtby/Lundqvist
3	5/4	NY Rangers	W, 1-0	2-1	0-2	2-2	22-30	Beagle	Holtby/Lundqvist
4	5/6	NY Rangers	W, 2-1	3-1	0-1	1-1	30-29	Burakovsky	Holtby/Lundqvist
5	5/8	@ NY Rangers	L, 1-2 OT	3-2	0-2	2-2	29-43	McDonagh	Holtby/Lundqvist
6	5/10	NY Rangers	L, 3-4	3-3	0-4	2-3	45-28	Boyle	Holtby/Lundqvist
7	5/13	@ NY Rangers	L, 1-2 OT	3-4	0-3	3-4	36-39	Stepan	Holtby/Lundqvist

2012-13

Eastern Conference Quarterfinals - Washington vs. New York Rangers (best of seven) - New York wins series 4-3

GM	Date	Opponent	Result	Series	PP	PK	SF-SA	GWG	Goalies
1	5/2	NY Rangers	W 3-1	1-0	1-5	4-4	30-36	Johansson	Holtby/Lundqvist
2	5/4	NY Rangers	W 1-0 OT	2-0	1-2	3-3	38-24	Green	Holtby/Lundqvist
3	5/6	@ NY Rangers	L 3-4	2-1	0-3	5-6	31-30	Stepan	Holtby/Lundqvist
4	5/8	@ NY Rangers	L 3-4	2-2	0-2	3-4	30-34	Stepan	Holtby/Lundqvist
5	5/10	NY Rangers	W 2-1 OT	3-2	1-2	4-4	35-25	Ribeiro	Holtby/Lundqvist
6	5/12	@ NY Rangers	L 0-1	3-3	0-0	5-5	27-29	Brassard	Holtby/Lundqvist
7	5/13	NY Rangers	L 0-5	3-4	0-2	2-2	35-27	Asham	Holtby/Lundqvist

2011-12

Eastern Conference Quarterfinals - Washington vs. Boston Bruins (best of seven) - Washington wins series 4-3

GM	Date	Opponent	Result	Series	PP	PK	SF-SA	GWG	Goalies
1	4/12	@ Boston	L 0-1 OT	0-1	0-2	4-4	17-30	Kelly	Holtby/Thomas
2	4/14	@ Boston	W 2-1 2OT	1-1	0-3	2-2	39-44	Backstrom	Holtby/Thomas
3	4/16	Boston	L 3-4	1-2	1-4	5-5	32-29	Chara	Holtby/Thomas
4	4/19	Boston	W 2-1	2-2	1-3	1-1	21-45	Semin	Holtby/Thomas
5	4/21	@ Boston	W 4-3	3-2	1-2	2-3	32-37	Brouwer	Holtby/Thomas
6	4/22	Boston	L 3-4 OT	3-3	0-4	4-5	39-31	Seguin	Holtby/Thomas
7	4/25	@ Boston	W 2-1 OT	4-3	0-1	3-3	27-32	Ward	Holtby/Thomas

Eastern Conference Semifinals - Washington vs. New York Rangers (best of seven) - New York wins series 4-3

GM	Date	Opponent	Result	Series	PP	PK	SF-SA	GWG	Goalies
1	4/28	@ NY Rangers	L 1-3	0-1	0-4	4-4	18-14	Kreider	Holtby/Lundqvist
2	4/30	@ NY Rangers	W 3-2	1-1	1-3	2-3	25-28	Ovechkin	Holtby/Lundqvist
3	5/2	NY Rangers	L 1-2 3OT	1-2	0-3	3-4	46-49	Gaborik	Holtby/Lundqvist
4	5/5	NY Rangers	W 3-2	2-2	1-2	2-2	26-20	Green	Holtby/Lundqvist
5	5/7	@ NY Rangers	L 2-3 OT	2-3	1-4	3-5	18-38	Staal	Holtby/Lundqvist
6	5/9	NY Rangers	W 2-1	3-3	1-3	5-5	23-31	Chimera	Holtby/Lundqvist
7	5/12	@ NY Rangers	L 1-2	3-4	0-1	2-2	23-31	Del Zotto	Holtby/Lundqvist

2010-11

Eastern Conference Quarterfinals - Washington vs. New York Rangers (best-of-seven) - Washington wins series 4-1

GM	Date	Opponent	Result	Series	PP	PK	SF-SA	GWG	Goalies
1	4/13	NY Rangers	W 2-1 OT	1-0	0-2	2-2	33-25	Semin	Neuvirth/Lundqvist
2	4/15	NY Rangers	W 2-0	2-0	1-3	2-2	18-22	Chimera	Neuvirth/Lundqvist
3	4/17	@ NY Rangers	L 2-3	2-1	1-3	6-7	25-35	Dubinsky	Neuvirth/Lundqvist
4	4/20	@ NY Rangers	W 4-3 2OT	3-1	0-4	7-7	53-39	Chimera	Neuvirth/Lundqvist
5	4/23	NY Rangers	W 3-1	4-1	1-4	2-2	27-27	Ovechkin	Neuvirth/Lundqvist



Game-by-Game Playoff Results

Eastern Conference Semifinals – Washington vs. Tampa Bay (best-of-seven) – Tampa Bay wins series 4-0

GM	Date	Opponent	Result	Series	PP	PK	SF-SA	GWG	Goalies
1	4/29	Tampa Bay	L 2-4	0-1	0-5	3-4	28-24	Stamkos	Neuvirth/Roloson
2	5/1	Tampa Bay	L 2-3 OT	0-2	0-6	4-5	37-23	Lecavalier	Neuvirth/Roloson
3	5/3	@ Tampa Bay	L 3-4	0-3	1-5	4-4	32-30	Malone	Neuvirth/Roloson
4	5/4	@ Tampa Bay	L 3-5	0-4	1-3	3-5	36-37	Bergeron	Neuvirth/Roloson

2009-10

Eastern Conference Quarterfinals – Washington vs. Montreal Canadiens (best-of-seven) – Montreal wins series 4-3

GM	Date	Opponent	Result	Series	PP	PK	SF-SA	GWG	Goalies
1	4/15	Montreal	L 2-3 OT	0-1	0-4	3-4	47-38	Plekanec	Theodore/Halak
2	4/17	Montreal	W 6-5 OT	1-1	0-3	2-3	37-24	Backstrom	Varlamov/Halak
3	4/19	@ Montreal	W 5-1	2-1	0-7	4-5	36-27	Laich	Varlamov/Halak, Price
4	4/21	@ Montreal	W 6-3	3-1	1-5	3-4	38-39	Chimera	Varlamov/Price
5	4/23	Montreal	L 1-2	3-2	0-5	6-6	38-28	Moen	Varlamov/Halak
6	4/26	@ Montreal	L 1-4	3-3	0-6	4-5	54-22	Cammalleri	Varlamov/Halak
7	4/28	Montreal	L 1-2	3-4	0-3	2-3	42-16	Moore	Varlamov/Halak

2008-09

Eastern Conference Quarterfinals – Washington vs. New York Rangers (best-of-seven) – Washington wins series 4-3

GM	Date	Opponent	Result	Series	PP	PK	SF-SA	GWG	Goalies
1	4/15	NY Rangers	L 3-4	0-1	2-7	2-4	35-21	Dubinsky	Theodore/Lundqvist
2	4/18	NY Rangers	L 0-1	0-2	0-3	5-5	35-24	Callahan	Varlamov/Lundqvist
3	4/20	@ NY Rangers	W 4-0	1-2	2-6	6-6	40-33	Semin	Varlamov/Lundqvist
4	4/22	@ NY Rangers	L 1-2	1-3	0-6	3-3	39-21	Drury	Varlamov/Lundqvist
5	4/24	NY Rangers	W 4-0	2-3	0-7	4-4	21-20	Bradley	Varlamov/Lundqvist, Valiquette
6	4/26	@ NY Rangers	W 5-3	3-3	2-2	6-8	22-32	Kozlov	Varlamov/Lundqvist
7	4/28	NY Rangers	W 2-1	4-3	0-2	1-1	24-15	Fedorov	Varlamov/Lundqvist

Eastern Conference Semifinals – Washington vs. Pittsburgh (best-of-seven) – Pittsburgh wins series 4-3

GM	Date	Opponent	Result	Series	PP	PK	SF-SA	GWG	Goalies
1	5/2	Pittsburgh	W 3-2	1-0	1-2	5-5	26-36	Fleischmann	Varlamov/Fleury
2	5/4	Pittsburgh	W 4-3	2-0	1-5	3-5	33-36	Ovechkin	Varlamov/Fleury
3	5/6	@ Pittsburgh	L 2-3 OT	2-1	1-2	6-7	23-42	Letang	Varlamov/Fleury
4	5/8	@ Pittsburgh	L 3-5	2-2	0-4	5-6	22-28	Crosby	Varlamov/Fleury
5	5/9	Pittsburgh	L 3-4 OT	2-3	1-2	1-2	31-42	Malkin	Varlamov/Fleury
6	5/11	@ Pittsburgh	W 5-4 OT	3-3	1-4	3-5	24-42	Steckel	Varlamov/Fleury
7	5/13	Pittsburgh	L 2-6	3-4	0-0	2-4	21-30	Guerin	Varlamov, Theodore/Fleury

2007-08

Eastern Conference Quarterfinals – Washington vs. Philadelphia (best-of-seven) – Philadelphia wins series 4-3

GM	Date	Opponent	Result	Series	PP	PK	SF-SA	GWG	Goalies
1	4/11	Philadelphia	W 5-4	1-0	1-3	2-3	27-22	Ovechkin	Huet/Biron
2	4/13	Philadelphia	L 0-2	1-1	0-6	5-5	24-41	Umberger	Huet/Biron
3	4/15	@ Philadelphia	L 3-6	1-2	1-7	6-7	19-33	Briere	Huet/Biron
4	4/17	@ Philadelphia	L 3-4 2OT	1-3	2-4	6-7	41-46	Knuble	Huet/Biron
5	4/19	Philadelphia	W 3-2	2-3	2-6	2-3	26-32	Semin	Huet/Biron
6	4/21	@ Philadelphia	W 4-2	3-3	1-5	3-5	40-35	Ovechkin	Huet/Biron
7	4/22	Philadelphia	L 2-3 OT	3-4	1-4	4-6	41-34	Lupul	Huet/Biron

2002-03

Eastern Conference Quarterfinals – Washington vs. Tampa Bay (best-of-seven) – Tampa Bay wins series 4-2

GM	Date	Opponent	Result	Series	PP	PK	SF-SA	GWG	Goalies
1	4/10	@ Tampa Bay	W 3-0	1-0	0-3	4-4	22-28	Lang	Kolzig/Khabibulin
2	4/12	@ Tampa Bay	W 6-3	2-0	3-6	4-4	31-43	Nylander	Kolzig/Khabibulin
3	4/15	Tampa Bay	L 3-4 OT	2-1	1-4	3-4	19-28	Lecavalier	Kolzig/Khabibulin
4	4/16	Tampa Bay	L 1-3	2-2	0-3	6-6	23-25	St. Louis	Kolzig/Khabibulin
5	4/18	@ Tampa Bay	L 1-2	2-3	0-4	2-3	23-22	St. Louis	Kolzig/Khabibulin
6	4/20	Tampa Bay	L 1-2 3OT	2-4	1-7	4-6	61-46	St. Louis	Kolzig/Khabibulin

2000-01

Eastern Conference Quarterfinals – Washington vs. Pittsburgh (best-of-seven) – Pittsburgh wins series 4-2

GM	Date	Opponent	Result	Series	PP	PK	SF-SA	GWG	Goalies
1	4/12	Pittsburgh	W 1-0	1-0	1-5	1-1	27-16	Bondra	Kolzig/Hedberg
2	4/14	Pittsburgh	L 1-2	1-1	1-3	1-2	18-27	Lemieux	Kolzig/Hedberg
3	4/16	@ Pittsburgh	L 0-3	1-2	0-4	4-4	34-24	Stevens	Kolzig/Hedberg
4	4/18	@ Pittsburgh	W 4-3 OT	2-2	3-4	3-5	29-32	Halpern	Kolzig/Hedberg
5	4/21	Pittsburgh	L 1-2	2-3	1-3	3-3	22-18	Lemieux	Kolzig/Hedberg
6	4/23	@ Pittsburgh	L 3-4 OT	2-4	1-3	4-6	31-36	Straka	Kolzig/Hedberg



Game-by-Game Playoff Results

1999-00

Eastern Conference Quarterfinals – Pittsburgh vs. Washington (best-of-seven) – Pittsburgh wins series 4-1

GM	Date	Opponent	Result	Series	PP	PK	SF-SA	GWG	Goalies
1	4/13	Pittsburgh	L 0-7	0-1	0-5	5-8	32-26	Laukkanen	Kolzig, Billington/Tugnutt
2	4/15	@ Pittsburgh	L 1-2 OT	0-2	1-5	8-9	38-21	Jagr	Kolzig/Tugnutt
3	4/17	@ Pittsburgh	L 3-4	0-3	1-3	4-5	27-22	Slegr	Kolzig/Tugnutt
4	4/19	Pittsburgh	W 3-2	1-3	1-6	3-4	37-23	Halpern	Kolzig/Tugnutt
5	4/21	Pittsburgh	L 1-2	1-4	0-2	3-3	26-17	Jagr	Kolzig/Tugnutt

1997-98

Eastern Conference Quarterfinals – Washington vs. Boston (best-of-seven) – Washington wins series 4-2

GM	Date	Opponent	Result	Series	PP	PK	SF-SA	GWG	Goalies
1	4/22	Boston	W 3-1	1-0	0-2	3-4	28-28	Gonchar	Kolzig/Dafoe
2	4/24	Boston	L 3-4 2OT	1-1	1-2	6-7	28-40	Van Impe	Kolzig/Dafoe
3	4/26	@ Boston	W 3-2 OT	2-1	1-5	8-10	27-54	Juneau	Kolzig/Dafoe
4	4/28	@ Boston	W 3-0	3-1	1-3	7-7	18-38	Oates	Kolzig/Dafoe
5	5/1	Boston	L 0-4	3-2	0-5	4-6	26-30	Samsonov	Kolzig/Dafoe
6	5/3	@ Boston	W 3-2 2OT	4-2	0-3	6-6	33-49	Bellows	Kolzig/Dafoe

Eastern Conference Semifinals – Washington vs. Ottawa (best-of-seven) – Washington wins series 4-1

GM	Date	Opponent	Result	Series	PP	PK	SF-SA	GWG	Goalies
1	5/7	Ottawa	W 4-2	1-0	0-2	4-5	23-38	Bondra	Kolzig/Rhodes, Tugnutt
2	5/9	Ottawa	W 6-1	2-0	1-4	7-7	18-31	Juneau	Kolzig/Tugnutt
3	5/11	@ Ottawa	L 3-4	2-1	2-4	2-5	17-34	Yashin	Kolzig/Rhodes
4	5/13	@ Ottawa	W 2-0	3-1	0-3	5-5	11-36	Gonchar	Kolzig/Rhodes
5	5/15	Ottawa	W 3-0	4-1	1-3	4-4	21-29	Juneau	Kolzig/Rhodes

Eastern Conference Finals – Washington vs. Buffalo (best-of-seven) – Washington wins series 4-2

GM	Date	Opponent	Result	Series	PP	PK	SF-SA	GWG	Goalies
1	5/23	Buffalo	L 0-2	0-1	0-5	7-7	19-20	Grosek	Kolzig/Hasek
2	5/25	Buffalo	W 3-2 OT	1-1	1-7	3-4	39-33	Krygier	Kolzig/Hasek
3	5/28	@ Buffalo	W 4-3 OT	2-1	2-4	4-5	30-30	Bondra	Kolzig/Hasek
4	5/30	@ Buffalo	W 2-0	3-1	0-4	7-7	19-30	Berube	Kolzig/Hasek
5	6/2	Buffalo	L 1-2	3-2	1-5	4-4	35-16	Woolley	Kolzig/Hasek
6	6/4	@ Buffalo	W 3-2 OT	4-2	1-6	6-6	38-41	Juneau	Kolzig/Hasek

Stanley Cup Finals – Washington vs. Detroit (best-of-seven) – Detroit wins series 4-0

GM	Date	Opponent	Result	Series	PP	PK	SF-SA	GWG	Goalies
1	6/9	@ Detroit	L 1-2	0-1	0-4	3-3	17-31	Lidstrom	Kolzig/Osgood
2	6/11	@ Detroit	L 4-5 OT	0-2	1-4	4-4	33-60	Draper	Kolzig/Osgood
3	6/13	Detroit	L 1-2	0-3	1-5	5-5	18-34	Fedorov	Kolzig/Osgood
4	6/16	Detroit	L 1-4	0-4	0-4	2-5	31-38	Lapointe	Kolzig/Osgood

1995-96

Eastern Conference Quarterfinals – Washington vs. Pittsburgh (best-of-seven) – Pittsburgh wins series 4-2

GM	Date	Opponent	Result	Series	PP	PK	SF-SA	GWG	Goalies
1	4/17	@ Pittsburgh	W 6-4	1-0	1-5	5-6	35-28	Krygier	Carey, Kolzig/Barrasso
2	4/19	@ Pittsburgh	W 5-3	2-0	3-6	6-7	34-36	Bondra	Kolzig/Barrasso
3	4/22	Pittsburgh	L 1-4	2-1	1-10	5-6	39-19	Murray	Carey/Wregget
4	4/24	Pittsburgh	L 2-3 4OT	2-2	2-8	8-10	63-65	Nedved	Kolzig/Wregget
5	4/26	@ Pittsburgh	L 1-4	2-3	0-5	9-9	40-32	Leroux	Kolzig/Wregget
6	4/28	Pittsburgh	L 2-3	2-4	0-4	2-4	37-26	Francis	Carey, Kolzig/Wregget

1994-95

Eastern Conference Quarterfinals – Washington vs. Pittsburgh (best-of-seven) – Pittsburgh wins series 4-3

GM	Date	Opponent	Result	Series	PP	PK	SF-SA	GWG	Goalies
1	5/6	@ Pittsburgh	W 5-4	1-0	0-6	4-7	34-27	Gonchar	Carey, Kolzig/Wregget
2	5/8	@ Pittsburgh	L 3-5	1-1	1-5	4-6	22-33	Stevens	Carey/Wregget
3	5/10	Pittsburgh	W 6-2	2-1	3-10	8-9	28-25	Bondra	Carey/Wregget, Barrasso
4	5/12	Pittsburgh	W 6-2	3-1	0-8	5-5	31-22	Pearson	Carey/Barrasso
5	5/14	@ Pittsburgh	L 5-6 OT	3-2	2-6	4-5	28-31	Robitaille	Carey/Wregget
6	5/16	Pittsburgh	L 1-7	3-3	0-6	4-6	31-21	Jagr	Carey, Kolzig, Dafoe/Wregget
7	5/18	@ Pittsburgh	L 0-3	3-4	0-3	3-4	33-18	Maclver	Carey/Wregget

1993-94

Eastern Conference Quarterfinals – Washington vs. Pittsburgh (best-of-seven) – Washington wins series 4-2

GM	Date	Opponent	Result	Series	PP	PK	SF-SA	GWG	Goalies
1	4/17	@ Pittsburgh	W 5-3	1-0	0-5	4-4	31-30	Juneau	Beaupre/Barrasso
2	4/19	@ Pittsburgh	L 1-2	1-1	1-7	5-6	35-17	Tocchet	Dafoe/Barrasso
3	4/21	Pittsburgh	W 2-0	2-1	0-6	7-7	17-27	Reekie	Beaupre/Barrasso
4	4/23	Pittsburgh	W 4-1	3-1	1-2	2-2	30-22	Bondra	Beaupre/Barrasso
5	4/25	@ Pittsburgh	L 2-3	3-2	0-5	3-3	28-22	Jagr	Dafoe/Barrasso
6	4/27	Pittsburgh	W 6-3	4-2	1-4	5-6	29-22	Johansson	Beaupre/Barrasso



Game-by-Game Playoff Results

Eastern Conference Semifinals – Washington vs. NY Rangers (best-of-seven) – NY Rangers win series 4-1

GM	Date	Opponent	Result	Series	PP	PK	SF-SA	GWG	Goalies
1	5/1	@ NY Rangers	L 3-6	0-1	1-6	6-7	30-24	Noonan	Beaupre/Richter
2	5/3	@ NY Rangers	L 2-5	0-2	0-4	4-4	24-25	Tikkanen	Tabaracci/Richter
3	5/5	NY Rangers	L 0-3	0-3	0-4	2-4	21-21	Leetch	Beaupre/Richter
4	5/7	NY Rangers	W 4-2	1-3	1-6	5-6	23-27	Woolley	Beaupre/Richter, Healy
5	5/9	@ NY Rangers	L 3-4	1-4	0-5	4-4	31-36	Leetch	Beaupre, Tabaracci/Richter

1992-93

Patrick Division Semifinals – NY Islanders vs. Washington (best-of-seven) – NY Islanders win series 4-2

GM	Date	Opponent	Result	Series	PP	PK	SF-SA	GWG	Goalies
1	4/18	NY Islanders	W 3-1	1-0	2-5	5-5	27-23	Hunter	Tabaracci/Healy
2	4/20	NY Islanders	L 4-5 2OT	1-1	2-5	5-5	45-61	Mullen	Tabaracci/Healy
3	4/22	@ NY Islanders	L 3-4 OT	1-2	0-2	4-4	25-30	Ferraro	Tabaracci/Healy
4	4/24	@ NY Islanders	L 3-4 2OT	1-3	2-6	4-5	40-46	Ferraro	Tabaracci/Healy
5	4/26	NY Islanders	W 6-4	2-3	2-4	4-4	26-32	Iafrate	Beaupre/Healy, Fitzpatrick
6	4/28	@ NY Islanders	L 3-5	2-4	1-4	6-6	26-33	Green	Beaupre/Healy

1991-92

Patrick Division Semifinals – Pittsburgh vs. Washington (best-of-seven) – Pittsburgh wins series 4-3

GM	Date	Opponent	Result	Series	PP	PK	SF-SA	GWG	Goalies
1	4/19	Pittsburgh	W 3-1	1-0	0-3	2-2	31-33	Druce	Beaupre/Barrasso
2	4/21	Pittsburgh	W 6-2	2-0	3-8	5-7	31-35	Pivonka	Beaupre/Barrasso
3	4/23	@ Pittsburgh	L 4-6	2-1	2-11	9-12	34-29	Lemieux	Beaupre/Barrasso
4	4/25	@ Pittsburgh	W 7-2	3-1	1-3	5-5	35-33	Khristich	Beaupre/Barrasso, Wregget
5	4/27	Pittsburgh	L 2-5	3-2	0-4	1-2	23-25	Murphy	Beaupre/Barrasso
6	4/29	@ Pittsburgh	L 4-6	3-3	1-6	1-5	29-39	Lemieux	Beaupre/Barrasso
7	5/1	Pittsburgh	L 1-3	3-4	0-1	0-1	19-21	Jagr	Beaupre/Barrasso

1990-91

Patrick Division Semifinals – Washington vs. NY Rangers (best-of-seven) – Washington wins series 4-2

GM	Date	Opponent	Result	Series	PP	PK	SF-SA	GWG	Goalies
1	4/3	@ NY Rangers	L 1-2	0-1	0-5	5-5	29-30	Nicholls	Beaupre/Richter
2	4/5	@ NY Rangers	W 3-0	1-1	1-7	8-8	32-36	Ciccarelli	Beaupre/Richter
3	4/7	NY Rangers	L 0-6	1-2	0-5	7-9	37-38	King	Beaupre, Liut/Richter
4	4/9	NY Rangers	W 3-2	2-2	0-2	4-4	26-21	May	Beaupre/Richter
5	4/11	@ NY Rangers	W 5-4 OT	3-2	1-5	5-6	55-35	Ciccarelli	Beaupre/Richter
6	4/13	NY Rangers	W 4-2	4-2	0-3	3-4	26-25	Ridley	Beaupre/Richter, Vanbiesbrouck

Patrick Division Final – Washington vs. Pittsburgh (best-of-seven) – Pittsburgh wins series 4-1

GM	Date	Opponent	Result	Series	PP	PK	SF-SA	GWG	Goalies
1	4/17	@ Pittsburgh	W 4-2	1-0	2-4	1-3	31-26	Iafrate	Beaupre/Pietrangelo
2	4/19	@ Pittsburgh	L 6-7 OT	1-1	3-6	4-6	42-43	Stevens	Beaupre, Liut/Pietrangelo
3	4/21	Pittsburgh	L 1-3	1-2	1-6	4-4	27-22	Stevens	Beaupre/Barrasso
4	4/23	Pittsburgh	L 1-3	1-3	0-4	5-6	39-19	Stevens	Beaupre/Barrasso
5	4/25	@ Pittsburgh	L 1-4	1-4	0-2	4-4	34-31	Francis	Beaupre/Barrasso

1989-90

Patrick Division Semifinals – Washington vs. New Jersey (best-of-seven) – Washington wins series 4-2

GM	Date	Opponent	Result	Series	PP	PK	SF-SA	GWG	Goalies
1	4/5	@ New Jersey	W 5-4 OT	1-0	1-6	6-7	24-30	Ciccarelli	Liut/Burke
2	4/7	@ New Jersey	L 5-6	1-1	1-5	6-8	26-39	Stastny	Liut, Beaupre/Terreri
3	4/9	New Jersey	L 1-2	1-2	1-8	4-5	21-10	Shanahan	Liut/Terreri
4	4/11	New Jersey	W 3-1	2-2	1-5	4-4	33-24	Druce	Beaupre/Burke
5	4/13	@ New Jersey	W 4-3	3-2	0-2	3-4	24-20	Courtnall	Beaupre/Terreri
6	4/15	New Jersey	W 3-2	4-2	0-3	3-3	32-34	Druce	Beaupre/Terreri

Patrick Division Finals – Washington vs. NY Rangers (best-of-seven) – Washington wins series 4-1

GM	Date	Opponent	Result	Series	PP	PK	SF-SA	GWG	Goalies
1	4/19	@ NY Rangers	L 3-7	0-1	0-3	3-6	35-38	Ogrodnick	Liut/Vanbiesbrouck
2	4/21	@ NY Rangers	W 6-3	1-1	2-3	5-6	25-28	Druce	Beaupre/Vanbiesbrouck, Richter
3	4/23	NY Rangers	W 7-1	2-1	3-9	7-7	49-19	Courtnall	Beaupre, Liut/Richter
4	4/25	NY Rangers	W 4-3 OT	3-1	2-7	7-8	25-33	Langway	Liut/Richter, Vanbiesbrouck
5	4/27	@ NY Rangers	W 2-1 OT	4-1	0-6	5-5	34-29	Druce	Liut/Vanbiesbrouck

Wales Conference Finals – Washington vs. Boston (best-of-seven) – Boston wins series 4-0

GM	Date	Opponent	Result	Series	PP	PK	SF-SA	GWG	Goalies
1	5/3	@ Boston	L 3-5	0-1	1-3	4-5	26-35	Propp	Liut/Moog
2	5/5	@ Boston	L 0-3	0-2	0-4	3-3	28-30	Carpenter	Beaupre/Moog
3	5/7	Boston	L 1-4	0-3	1-6	4-5	26-24	Janney	Beaupre/Moog
4	5/9	Boston	L 2-3	0-4	0-1	2-3	14-17	Neely	Liut/Moog



Game-by-Game Playoff Results

1988-89

Patrick Division Semifinals – Washington vs. Philadelphia (best-of-seven) – Philadelphia wins series 4-2

GM	Date	Opponent	Result	Series	PP	PK	SF-SA	GWG	Goalies
1	4/5	Philadelphia	W 3-2	1-0	1-8	4-5	36-29	Franceschetti	Peeters/Hextall
2	4/6	Philadelphia	L 2-3	1-1	1-8	2-4	21-26	Propp	Peeters/Hextall
3	4/8	@ Philadelphia	W 4-3 OT	2-1	2-5	5-6	44-24	Miller	Peeters/Hextall
4	4/9	@ Philadelphia	L 2-5	2-2	1-9	4-6	32-31	Murphy	Peeters/Hextall
5	4/11	Philadelphia	L 5-8	2-3	3-9	3-5	34-26	Eklund	Peeters/Hextall
6	4/13	@ Philadelphia	L 3-4	2-4	1-4	7-8	34-28	Tocchet	Peeters/Hextall

1987-88

Patrick Division Semifinals – Washington vs. Philadelphia (best-of-seven) – Washington wins series 4-3

GM	Date	Opponent	Result	Series	PP	PK	SF-SA	GWG	Goalies
1	4/6	Philadelphia	L 2-4	0-1	2-8	3-4	37-31	Poulin	Peeters/Hextall
2	4/7	Philadelphia	W 5-4	1-1	0-4	5-5	28-35	Miller	Peeters/Hextall
3	4/9	@ Philadelphia	L 3-4	1-2	1-6	5-6	17-29	Samuelsson	Peeters/Hextall
4	4/10	@ Philadelphia	L 4-5 OT	1-3	0-4	5-5	26-30	Craven	Malarchuk/Hextall, Laforest
5	4/12	Philadelphia	W 5-2	2-3	0-8	7-8	32-33	Hatcher	Peeters/Hextall, Laforest

1985-86

Patrick Division Semifinals – Washington vs. NY Islanders (best-of-five) – Washington wins series 3-0

GM	Date	Opponent	Result	Series	PP	PK	SF-SA	GWG	Goalies
1	4/9	NY Islanders	W 3-1	1-0	0-5	5-5	36-33	Carpenter	Peeters/Hrudey
2	4/10	NY Islanders	W 5-2	2-0	0-2	1-2	34-29	Stevens	Peeters/Smith
3	4/12	@ NY Islanders	W 3-1	3-0	-	-	23-28	Stevens	Peeters/Hrudey

Patrick Division Finals – Washington vs. NY Rangers (best-of-seven) – NY Rangers win series 4-2

GM	Date	Opponent	Result	Series	PP	PK	SF-SA	GWG	Goalies
1	4/17	NY Rangers	L 3-4 OT	0-1	0-3	3-3	27-23	MacLellan	Peeters/Vanbiesbrouck
2	4/19	NY Rangers	W 8-1	1-1	2-7	7-7	39-20	Laughlin	Peeters/Vanbiesbrouck, Hanlon
3	4/21	@ NY Rangers	W 6-3	2-1	-	-	28-42	Barrett	Peeters/Vanbiesbrouck
4	4/23	@ NY Rangers	L 5-6 OT	2-2	-	-	29-30	Brooke	Peeters/Vanbiesbrouck
5	4/25	NY Rangers	L 2-4	2-3	2-6	2-3	32-27	Sandstrom	Peeters/Vanbiesbrouck
6	4/27	@ NY Rangers	L 1-2	2-4	-	-	28-21	Larouche	Peeters/Vanbiesbrouck

1984-85

Patrick Division Semifinals – Washington vs. NY Islanders (best-of-five) – NY Islanders win series 3-2

GM	Date	Opponent	Result	Series	PP	PK	SF-SA	GWG	Goalies
1	4/10	NY Islanders	W 4-3 OT	1-0	2-10	4-5	42-17	Haworth	Riggin/Smith
2	4/11	NY Islanders	W 2-1 2OT	2-0	0-5	2-2	41-37	Gartner	Jensen/Hrudey
3	4/13	@ NY Islanders	L 1-2	2-1	0-2	3-3	16-15	Sutter	Jensen/Smith
4	4/14	@ NY Islanders	L 4-6	2-2	2-5	4-6	33-34	Trottier	Jensen/Smith
5	4/16	NY Islanders	L 1-2	2-3	0-4	3-3	31-32	Sutter	Riggin/Smith

1983-84

Patrick Division Semifinals – Washington vs. Philadelphia (best-of-five) – Washington wins series 3-0

GM	Date	Opponent	Result	Series	PP	PK	SF-SA	GWG	Goalies
1	4/4	Philadelphia	W 4-2	1-0	0-3	0-1	26-21	Duchesne	Riggin/Froese, Lindbergh
2	4/5	Philadelphia	W 6-2	2-0	2-6	2-2	32-32	Laughlin	Jensen/Froese
3	4/7	@ Philadelphia	W 5-1	3-0	1-2	4-4	32-38	Laughlin	Jensen/Lindbergh, Froese

Patrick Division Finals – Washington vs. NY Islanders (best-of-seven) – NY Islanders win series 4-1

GM	Date	Opponent	Result	Series	PP	PK	SF-SA	GWG	Goalies
1	4/12	@ NY Islanders	W 3-2	1-0	2-6	2-3	27-18	Laughlin	Jensen/Smith, Melanson
2	4/13	@ NY Islanders	L 4-5 OT	1-1	4-7	4-5	35-22	Kallur	Jensen, Riggin/Smith
3	4/15	NY Islanders	L 1-3	1-2	0-3	3-3	33-19	Sutter	Riggin/Smith
4	4/16	NY Islanders	L 2-5	1-3	0-4	2-2	24-23	Boutilier	Riggin, Jensen/Smith
5	4/18	@ NY Islanders	L 3-5	1-4	1-7	3-5	26-28	Flatley	Jensen, Riggin/Smith

1982-83

Patrick Division Semifinals – Washington vs. NY Islanders (best-of-five) – NY Islanders win series 3-1

GM	Date	Opponent	Result	Series	PP	PK	SF-SA	GWG	Goalies
1	4/6	@ NY Islanders	L 2-5	0-1	-	-	29-37	Tonelli	Riggin/Smith
2	4/7	@ NY Islanders	W 4-2	1-1	-	-	39-32	Gould	Jensen/Smith
3	4/9	NY Islanders	L 2-6	1-2	-	-	28-28	Trottier	Jensen, Riggin/Smith
4	4/10	NY Islanders	L 3-6	1-3	-	-	31-37	Hallin	Jensen, Riggin/Smith



Year-by-Year Playoff Statistics

2017-18

Player	GP	G	A	PTS	PIM
Evgeny Kuznetsov	24	12	20	32	16
Alex Ovechkin	24	15	12	27	8
Nicklas Backstrom	20	5	18	23	6
T.J. Oshie	24	8	13	21	31
John Carlson	24	5	15	20	8
Lars Eller	24	7	11	18	18
Tom Wilson	21	5	10	15	31
Brett Connolly	24	6	3	9	6
Matt Niskanen	24	1	8	9	8
Devante Smith-Pelly	24	7	1	8	12
Jakub Vrana	23	3	5	8	2
Jay Beagle	23	2	6	8	8
Dmitry Orlov	24	2	6	8	4
Chandler Stephenson	24	2	5	7	8
Andre Burakovsky	13	2	4	6	4
Michal Kempny	24	2	3	5	10
Brooks Orpik	24	1	4	5	15
Alex Chiasson	16	1	1	2	4
Christian Djoos	22	0	1	1	4
Jakub Jerabek	2	0	1	1	2
Nathan Walker	1	0	1	1	0
Shane Gersich	2	0	0	0	0
Travis Boyd	1	0	0	0	0

Goaltender	GP	MIN	W	L	GAA	SO	SA	PCT
Braden Holtby	23	1,386	16	7	2.16	2	639	.922
Philipp Grubauer	2	106	0	1	4.55	0	49	.837

2016-17

Player	GP	G	A	PTS	PIM
Nicklas Backstrom	13	6	7	13	2
T.J. Oshie	13	4	8	12	4
Evgeny Kuznetsov	13	5	5	10	8
Justin Williams	13	3	6	9	6
Alex Ovechkin	13	5	3	8	8
Marcus Johansson	13	2	6	8	2
Kevin Shattenkirk	13	1	5	6	6
Andre Burakovsky	13	3	3	6	2
Lars Eller	13	0	5	5	10
Nate Schmidt	11	1	3	4	4
Matt Niskanen	13	1	3	4	19
John Carlson	13	2	2	4	4
Tom Wilson	13	3	0	3	34
Dmitry Orlov	13	0	3	3	2
Brooks Orpik	13	0	2	2	11
Daniel Winnik	13	0	0	0	0
Brett Connolly	7	0	0	0	0
Paul Carey	1	0	0	0	0
Jay Beagle	13	0	0	0	4
Karl Alzner	7	0	0	0	2

Goaltender	GP	MIN	W	L	GAA	SO	SA	PCT
Braden Holtby	13	803	7	6	2.46	0	364	.909
Philipp Grubauer	1	19	0	0	6.46	0	9	.778

2015-16

Player	GP	G	A	PTS	PIM
Alex Ovechkin	12	5	7	12	2
John Carlson	12	5	7	12	4
Nicklas Backstrom	12	2	9	11	8
T.J. Oshie	12	6	4	10	11
Justin Williams	12	3	4	7	14
Marcus Johansson	12	2	5	7	2
Jay Beagle	12	3	0	3	2
Matt Niskanen	12	0	3	3	6
Jason Chimera	12	1	1	2	12
Evgeny Kuznetsov	12	1	1	2	8
Karl Alzner	12	0	2	2	6
Andre Burakovsky	12	1	0	1	6
Braden Holtby	12	0	1	1	0
Tom Wilson	12	0	1	1	13
Dmitry Orlov	11	0	1	1	2
Nate Schmidt	10	0	1	1	2
Taylor Chorney	7	0	1	1	4
Mike Richards	12	0	0	0	4
Daniel Winnik	12	0	0	0	4
Brooks Orpik	6	0	0	0	10
Mike Weber	2	0	0	0	0

Goaltender	GP	MIN	W	L	GAA	SO	SA	PCT
Braden Holtby	12	732	6	6	1.72	2	363	.942

2014-15

Player	GP	G	A	PTS	PIM
Alex Ovechkin	14	5	4	9	6
Joel Ward	14	3	6	9	2
Nicklas Backstrom	14	3	5	8	2
Evgeny Kuznetsov	14	5	2	7	8
Jason Chimera	14	3	4	7	4
John Carlson	14	1	5	6	4
Jay Beagle	14	1	4	5	4
Karl Alzner	14	2	2	4	6
Marcus Johansson	14	1	3	4	2
Matt Niskanen	14	0	4	4	0
Andre Burakovsky	11	2	1	3	0
Troy Brouwer	14	0	3	3	10
Brooks Laich	14	1	1	2	0
Brooks Orpik	14	0	2	2	8
Mike Green	14	0	2	2	14
Curtis Glencross	10	1	0	1	2
Tim Gleason	14	0	1	1	5
Braden Holtby	13	0	1	1	0
Tom Wilson	13	0	1	1	25
Eric Fehr	4	0	0	0	2
Michael Latta	4	0	0	0	2

Goaltender	GP	MIN	W	L	GAA	SO	SA	PCT
Braden Holtby	13	806	6	7	1.71	1	412	.944
Philipp Grubauer	1	60	1	0	3.00	0	21	.857

2012-13

Player	GP	G	A	PTS	PIM
Mike Green	7	2	2	4	4
Mathieu Perreault	7	1	3	4	0
Joel Ward	7	1	3	4	6
Nicklas Backstrom	7	1	2	3	0
Jason Chimera	7	1	2	3	4
Karl Alzner	7	1	1	2	2
Alex Ovechkin	7	1	1	2	4
Troy Brouwer	7	1	1	2	10
Mike Ribeiro	7	1	1	2	10
Marcus Johansson	7	1	1	2	0
Jay Beagle	7	1	0	1	4
John Carlson	7	0	1	1	4
John Erskine	7	0	1	1	4
Jack Hillen	7	0	1	1	6
Steve Olesky	7	0	1	1	4
Eric Fehr	7	0	0	0	6
Matt Hendricks	7	0	0	0	0
Martin Erat	4	0	0	0	4
Tom Wilson	3	0	0	0	0

Goaltender	GP	MIN	W	L	GAA	SO	SA	PCT
Braden Holtby	7	433	3	4	2.22	1	189	.922

2011-12

Player	GP	G	A	PTS	PIM
Alex Ovechkin	14	5	4	9	8
Nicklas Backstrom	13	2	6	8	18
Jason Chimera	14	4	3	7	6
Brooks Laich	14	2	5	7	6
John Carlson	14	2	3	5	8
Joel Ward	14	1	4	5	6
Alexander Semin	14	3	1	4	10
Mike Green	14	2	2	4	10
Troy Brouwer	14	2	2	4	8
Roman Hamrlík	14	1	3	4	12
Mike Knuble	11	2	1	3	6
Marcus Johansson	14	1	2	3	0
Dennis Wideman	14	0	3	3	2
Matt Hendricks	14	1	1	2	6
Jay Beagle	12	1	1	2	4
Karl Alzner	14	0	2	2	0
Keith Aucoin	14	0	2	2	2
John Erskine	4	0	1	1	0
Jeff Schultz	10	0	0	0	2
Mathieu Perreault	4	0	0	0	0
Jeff Halpern	2	0	0	0	4

Goaltender	GP	MIN	W	L	GAA	SO	SA	PCT
Braden Holtby	14	922	7	7	1.95	0	459	.935

Year-by-Year Playoff Statistics

2010-11

Player	GP	G	A	PTS	PIM
Alex Ovechkin	9	5	5	10	10
Brooks Laich	9	1	6	7	2
Alexander Semin	9	4	2	6	8
Marcus Johansson	9	2	4	6	0
Mike Green	8	1	5	6	8
Jason Arnott	9	1	5	6	2
Jason Chimera	9	2	2	4	2
John Carlson	9	2	1	3	4
Marco Sturm	9	1	2	3	4
Mike Knuble	6	2	0	2	8
John Erskine	9	1	1	2	6
Nicklas Backstrom	9	0	2	2	4
Eric Fehr	5	1	0	1	0
Scott Hannan	9	0	1	1	2
Karl Alzner	9	0	1	1	0
Matt Bradley	9	0	0	0	4
Sean Collins	1	0	0	0	0
Matt Hendricks	7	0	0	0	4
Jeff Schultz	9	0	0	0	6
Boyd Gordon	9	0	0	0	6

Goaltender	GP	MIN	W	L	GAA	SO	SA	PCT
Michal Neuvirth	9	590	4	5	2.34	1	261	.912

2009-10

Player	GP	G	A	PTS	PIM
Alex Ovechkin	7	5	5	10	0
Nicklas Backstrom	7	5	4	9	4
Mike Knuble	7	2	4	6	6
Eric Fehr	7	3	1	4	4
John Carlson	7	1	3	4	0
Tom Poti	6	0	4	4	5
Brooks Laich	7	2	1	3	4
Matt Bradley	7	1	2	3	2
Jason Chimera	7	1	2	3	2
Mike Green	7	0	3	3	12
Joe Corvo	7	1	1	2	4
Boyd Gordon	6	1	1	2	0
Alexander Semin	7	0	2	2	4
Eric Belanger	7	0	1	1	4
Jeff Schultz	7	0	1	1	4
Tomas Fleischmann	6	0	1	1	6
Brendan Morrison	5	0	1	1	2
Shaone Morrisonn	5	0	0	0	2
David Steckel	3	0	0	0	0
Tyler Sloan	2	0	0	0	0
Scott Walker	1	0	0	0	0
Karl Alzner	1	0	0	0	0

Goaltender	GP	MIN	W	L	GAA	SO	SA	PCT
Semyon Varlamov	6	349	3	3	2.41	0	153	.908
Jose Theodore	2	81	0	1	3.70	0	40	.875

2008-09

Player	GP	G	A	PTS	PIM
Alex Ovechkin	14	11	10	21	8
Nicklas Backstrom	14	3	12	15	8
Alexander Semin	14	5	9	14	16
Mike Green	14	1	8	9	12
Sergei Fedorov	14	1	7	8	12
Brooks Laich	14	3	4	7	10
Tom Poti	14	2	5	7	4
Viktor Kozlov	14	4	2	6	6
Matt Bradley	14	2	4	6	0
David Steckel	14	3	2	5	4
Tomas Fleischmann	14	3	1	4	4
Boyd Gordon	14	0	3	3	4
Milan Jurcina	14	2	0	2	12
Brian Pothier	13	0	2	2	8
Chris Clark	8	1	0	1	8
Shaone Morrisonn	14	0	1	1	8
John Erskine	12	0	1	1	16
Tyler Sloan	2	0	1	1	0
Semyon Varlamov	13	0	0	0	2
Eric Fehr	9	0	0	0	0
Donald Brashear	4	0	0	0	18
Jay Beagle	4	0	0	0	0
Michael Nylander	3	0	0	0	2
Jose Theodore	2	0	0	0	0
Jeff Schultz	1	0	0	0	0

Goaltender	GP	MIN	W	L	GAA	SO	SA	PCT
Semyon Varlamov	13	759	7	6	2.53	2	389	.918
Jose Theodore	2	97	0	1	3.71	0	33	.818

2007-08

Player	GP	G	A	PTS	PIM
Alex Ovechkin	7	4	5	9	0
Alexander Semin	7	3	5	8	8
Mike Green	7	3	4	7	15
Nicklas Backstrom	7	4	2	6	2
Brooks Laich	7	1	5	6	4
Sergei Fedorov	7	1	4	5	8
Viktor Kozlov	7	0	3	3	2
Donald Brashear	7	1	1	2	0
David Steckel	7	1	1	2	4
Matt Bradley	7	0	2	2	2
John Erskine	7	0	2	2	6
Steve Eminger	5	1	0	1	2
Eric Fehr	5	1	0	1	0
Tom Poti	7	0	1	1	8
Shaone Morrisonn	7	0	1	1	6
Tomas Fleischmann	2	0	0	0	0
Jeff Schultz	2	0	0	0	2
Matt Cooke	7	0	0	0	4
Cristobal Huet	7	0	0	0	2
Milan Jurcina	7	0	0	0	6
Boyd Gordon	7	0	0	0	0

Goaltender	GP	MIN	W	L	GAA	SO	SA	PCT
Cristobal Huet	7	451	3	4	2.93	0	242	.909

2002-03

Player	GP	G	A	PTS	PIM
Jaromir Jagr	6	2	5	7	2
Peter Bondra	6	4	2	6	8
Michael Nylander	6	3	2	5	8
Sergei Gonchar	6	0	5	5	4
Dainius Zubrus	6	2	2	4	4
Robert Lang	6	2	1	3	2
Mike Grier	6	1	1	2	2
Brendan Witt	6	1	0	1	0
Ivan Ciernik	2	0	1	1	6
Sergei Berezin	6	0	1	1	0
Jason Doig	6	0	1	1	6
Jeff Halpern	6	0	1	1	2
Calle Johansson	6	0	1	1	0
Brian Sutherby	5	0	0	0	10
Ken Klee	6	0	0	0	6
Steve Konowalchuk	6	0	0	0	6
Joel Kwiatkowski	6	0	0	0	2
Trent Whitfield	6	0	0	0	10

Goaltender	GP	MIN	W	L	GAA	SO	SA	PCT
Olie Kolzig	6	404	2	4	2.08	1	192	.927

2000-01

Player	GP	G	A	PTS	PIM
Steve Konowalchuk	6	2	3	5	14
Jeff Halpern	6	2	3	5	17
Sergei Gonchar	6	1	3	4	2
Trevor Linden	6	0	4	4	14
Calle Johansson	6	1	2	3	2
Peter Bondra	6	2	0	2	2
Brendan Witt	6	2	0	2	12
Ulf Dahlen	6	0	1	1	2
Ken Klee	6	0	1	1	8
Chris Simon	6	0	1	1	4
Glen Metropolit	1	0	0	0	0
Dmitri Khristich	3	0	0	0	0
Joe Reekie	4	0	0	0	4
Sylvain Cote	5	0	0	0	2
Trent Whitfield	5	0	0	0	2
Adam Oates	6	0	0	0	0
Joe Sacco	6	0	0	0	2
Rob Zetter	6	0	0	0	0
Andrei Nikolishin	6	0	0	0	2
Dainius Zubrus	6	0	0	0	2

Goaltender	GP	MIN	W	L	GAA	SO	SA	PCT
Olie Kolzig	6	375	2	4	2.24	1	153	.908



Year-by-Year Playoff Statistics

1999-00

Player	GP	G	A	PTS	PIM
Jeff Halpern	5	2	1	3	0
Calle Johansson	5	1	2	3	0
Adam Oates	5	0	3	3	4
Chris Simon	4	2	0	2	24
Peter Bondra	5	1	1	2	4
Andrei Nikolishin	5	0	2	2	4
Sergei Gonchar	5	1	0	1	6
Steve Konowalchuk	5	1	0	1	2
Ulf Dahlen	5	0	1	1	2
Ken Klee	5	0	1	1	10
Joe Reekie	5	0	1	1	2
Jim McKenzie	1	0	0	0	0
Glen Metropolit	2	0	0	0	2
Trent Whitfield	3	0	0	0	0
Brendan Witt	3	0	0	0	0
Terry Yake	3	0	0	0	0
Dmitri Mironov	4	0	0	0	4
Joe Murphy	5	0	0	0	8
Joe Sacco	5	0	0	0	4
Richard Zednik	5	0	0	0	5
Rob Zettler	5	0	0	0	2

Goaltender	GP	MIN	W	L	GAA	SO	SA	PCT
Craig Billington	1	20	0	0	3.00	0	5	.833
Olie Kolzig	5	284	1	4	3.40	0	87	.845

1997-98

Player	GP	G	A	PTS	PIM
Joe Juneau	21	7	10	17	8
Adam Oates	21	6	11	17	8
Andrei Nikolishin	21	1	13	14	12
Brian Bellows	21	6	7	13	6
Peter Bondra	17	7	5	12	12
Sergei Gonchar	21	7	4	11	30
Richard Zednik	17	7	3	10	16
Calle Johansson	21	2	8	10	16
Esa Tikkanen	21	3	3	6	20
Phil Housley	18	0	4	4	4
Dale Hunter	21	0	4	4	30
Todd Krygier	13	1	2	3	6
Joe Reekie	21	1	2	3	20
Mark Tinordi	21	1	2	3	42
Michal Pivonka	13	0	3	3	0
Jeff Brown	2	0	2	2	0
Mike Eagles	12	0	2	2	2
Ken Klee	9	1	0	1	10
Brendan Witt	16	1	0	1	14
Chris Simon	18	1	0	1	26
Craig Berube	21	1	0	1	21
Kelly Miller	10	0	1	1	4
Jeff Toms	1	0	0	0	0
Jaroslav Svejkskovsky	1	0	0	0	2
Olie Kolzig	21	0	0	0	4

Goaltender	GP	MIN	W	L	GAA	SO	SA	PCT
Olie Kolzig	21	1351	12	9	1.95	4	740	.941

1995-96

Player	GP	G	A	PTS	PIM
Joe Juneau	5	0	7	7	6
Sergei Gonchar	6	2	4	6	4
Dale Hunter	6	1	5	6	24
Peter Bondra	6	2	3	5	8
Michal Pivonka	6	3	2	5	18
Andrew Brunette	6	1	3	4	0
Pat Peake	5	2	1	3	12
Sylvain Cote	6	2	0	2	12
Todd Krygier	6	2	0	2	12
Mike Eagles	6	1	1	2	2
Steve Konowalchuk	2	0	2	2	0
Kelly Miller	6	0	1	1	4
Ken Klee	1	0	0	0	0
Nolan Baumgartner	1	0	0	0	10
Craig Berube	2	0	0	0	19
Keith Jones	2	0	0	0	7
Kevin Kaminski	3	0	0	0	16
Jeff Nelson	3	0	0	0	4
Jim Carey	3	0	0	0	0
Olaf Kolzig	5	0	0	0	4
Stefan Ustorf	5	0	0	0	0
Jim Johnson	6	0	0	0	6
Mark Tinordi	6	0	0	0	16
Eric Charron	6	0	0	0	8
Steve Poapst	6	0	0	0	0

Goaltender	GP	MIN	W	L	GAA	SO	SA	PCT
Jim Carey	3	97	0	1	6.19	0	39	.744
Olie Kolzig	5	341	2	3	1.94	0	167	.934

1994-95

Player	GP	G	A	PTS	PIM
Peter Bondra	7	5	3	8	10
Dale Hunter	7	4	4	8	24
Keith Jones	7	4	4	8	22
Joe Juneau	7	2	6	8	2
Steve Konowalchuk	7	2	5	7	12
Dmitri Khristich	7	1	4	5	0
Michal Pivonka	7	1	4	5	21
Calle Johansson	7	3	1	4	0
Sergei Gonchar	7	2	2	4	2
Sylvain Cote	7	1	3	4	2
Kelly Miller	7	0	3	3	4
Mike Eagles	7	0	2	2	4
Jim Johnson	7	0	2	2	8
Rob Pearson	3	1	0	1	17
Mark Tinordi	1	0	0	0	2
Dave Poulin	2	0	0	0	0
Igor Ulanov	2	0	0	0	4
Kevin Kaminski	5	0	0	0	36
Craig Berube	7	0	0	0	29
Joe Reekie	7	0	0	0	2
Ken Klee	7	0	0	0	4
Jim Carey	7	0	0	0	4

Goaltender	GP	MIN	W	L	GAA	SO	SA	PCT
Olie Kolzig	2	44	1	0	1.36	0	21	.952
Byron Dafoe	1	20	0	0	3.00	0	3	.667
Jim Carey	7	358	2	4	4.19	0	151	.834

1993-94

Player	GP	G	A	PTS	PIM
Mike Ridley	11	4	6	10	6
Joe Juneau	11	4	5	9	6
Kelly Miller	11	2	7	9	0
Sylvain Cote	9	1	8	9	6
Michal Pivonka	7	4	4	8	4
Kevin Hatcher	11	3	4	7	37
Peter Bondra	9	2	4	6	4
Dmitri Khristich	11	2	3	5	10
Dave Poulin	11	2	2	4	19
Calle Johansson	6	1	3	4	4
Joe Reekie	11	2	1	3	29
Dale Hunter	7	0	3	3	14
Todd Krygier	5	2	0	2	10
John Slaney	11	1	1	2	2
Randy Burridge	11	0	2	2	12
Jason Woolley	4	1	0	1	4
Shawn Anderson	8	1	0	1	12
Pat Peake	8	0	1	1	8
Keith Jones	11	0	1	1	36
Steve Konowalchuk	11	0	1	1	10
Todd Nelson	4	0	0	0	0
Don Beupre	8	0	0	0	2
Craig Berube	8	0	0	0	21

Goaltender	GP	MIN	W	L	GAA	SO	SA	PCT
Byron Dafoe	2	118	0	2	2.54	0	39	.872
Don Beupre	8	429	5	2	2.94	1	191	.890
Rick Tabaracci	2	111	0	2	3.24	0	50	.880

1992-93

Player	GP	G	A	PTS	PIM
Dale Hunter	6	7	1	8	35
Dmitri Khristich	6	2	5	7	2
Al Iafrate	6	6	0	6	4
Mike Ridley	6	1	5	6	0
Peter Bondra	6	0	6	6	0
Pat Elynuik	6	3	2	5	19
Calle Johansson	6	0	5	5	6
Kelly Miller	6	0	3	3	2
Sylvain Cote	6	1	1	2	4
Todd Krygier	6	1	1	2	4
Paul Cavallini	6	0	2	2	18
Michal Pivonka	6	0	2	2	0
Randy Burridge	4	1	0	1	0
Steve Konowalchuk	2	0	1	1	0
Kevin Hatcher	6	0	1	1	14
Alan May	6	0	1	1	6
Don Beupre	2	0	0	0	0
Rick Tabaracci	4	0	0	0	4
Shawn Anderson	6	0	0	0	0
Keith Jones	6	0	0	0	10

Goaltender	GP	MIN	W	L	GAA	SO	SA	PCT
Rick Tabaracci	4	304	1	3	2.76	0	160	.913
Don Beupre	2	119	1	1	4.54	0	65	.862



Year-by-Year Playoff Statistics

1991-92

Player	GP	G	A	PTS	PIM
Mike Ridley	7	0	11	11	0
Dino Ciccarelli	7	5	4	9	14
Peter Bondra	7	6	2	8	4
Al Iafrate	7	4	2	6	14
Kevin Hatcher	7	2	4	6	19
Michal Pivonka	7	1	5	6	13
Dmitri Khristich	7	3	2	5	15
Dale Hunter	7	1	4	5	16
Calle Johansson	7	0	5	5	4
Todd Krygier	5	2	1	3	4
Sylvain Cote	7	1	2	3	4
Kelly Miller	7	1	2	3	4
John Druce	7	1	0	1	2
Randy Burrridge	2	0	1	1	0
Rod Langway	7	0	1	1	2
Paul MacDermid	7	0	1	1	22
Dave Tippett	7	0	1	1	0
Brad Schlegel	7	0	1	1	2
Alan May	7	0	0	0	0

Goaltender	GP	MIN	W	L	GAA	SO	SA	PCT
Don Beaupre	7	419	3	4	3.15	0	212	.896

1990-91

Player	GP	G	A	PTS	PIM
Dale Hunter	11	1	9	10	41
Dino Ciccarelli	11	5	4	9	22
Calle Johansson	10	2	7	9	8
Mike Ridley	11	3	4	7	8
Kelly Miller	11	4	2	6	6
Kevin Hatcher	11	3	3	6	8
Dave Tippett	10	2	3	5	8
Michal Pivonka	11	2	3	5	8
Al Iafrate	10	1	3	4	22
Dmitri Khristich	11	1	3	4	6
Stephen Leach	9	1	2	3	8
Mike Lalor	10	1	2	3	8
Tim Bergland	11	1	1	2	12
John Druce	11	1	1	2	7
Alan May	11	1	1	2	37
Rod Langway	11	0	2	2	6
Peter Bondra	4	0	1	1	2
Nick Kypreos	9	0	1	1	38
Jeff Greenlaw	1	0	0	0	2
Kent Paynter	1	0	0	0	0
Mike Liut	2	0	0	0	0
Neil Sheehy	2	0	0	0	19
Ken Sabourin	11	0	0	0	34

Goaltender	GP	MIN	W	L	GAA	SO	SA	PCT
Don Beaupre	11	624	5	5	2.79	1	294	.901
Mike Liut	2	48	0	1	5.00	0	30	.867

1989-90

Player	GP	G	A	PTS	PIM
John Druce	15	14	3	17	23
Geoff Courtnall	15	4	9	13	32
Dale Hunter	15	4	8	12	61
Dino Ciccarelli	8	8	3	11	6
Scott Stevens	15	2	7	9	25
Kelly Miller	15	3	5	8	23
John Tucker	12	1	7	8	0
Kevin Hatcher	11	0	8	8	32
Mike Ridley	14	3	4	7	8
Calle Johansson	15	1	6	7	4
Bob Rouse	15	2	3	5	47
Rod Langway	15	1	4	5	12
Stephen Leach	14	2	2	4	8
Bob Joyce	14	2	1	3	9
Tim Bergland	15	1	1	2	10
Michal Pivonka	11	0	2	2	6
Nick Kypreos	7	1	0	1	15
Neil Sheehy	10	0	1	1	92
Steve Maltais	1	0	0	0	0
Scott Kleinendorst	3	0	0	0	0
Kent Paynter	3	0	0	0	10
Don Beaupre	8	0	0	0	2
Rob Murray	9	0	0	0	18
Alan May	15	0	0	0	37

Goaltender	GP	MIN	W	L	GAA	SO	SA	PCT
Don Beaupre	8	401	4	3	2.69	0	187	.904
Mike Liut	9	507	4	4	3.31	0	223	.874

1988-89

Player	GP	G	A	PTS	PIM
Geoff Courtnall	6	2	5	7	12
Dino Ciccarelli	6	3	3	6	12
Bengt Gustafsson	4	2	3	5	6
Kevin Hatcher	6	1	4	5	20
Scott Stevens	6	1	4	5	11
Mike Ridley	6	0	5	5	2
Michal Pivonka	6	3	1	4	10
Dale Hunter	6	0	4	4	27
Calle Johansson	6	1	2	3	0
Bob Rouse	6	2	0	2	4
Dave Christian	6	1	1	2	0
Bob Gould	6	0	2	2	0
Lou Franceschetti	6	1	0	1	8
Stephen Leach	6	1	9	1	12
Kelly Miller	6	1	0	1	2
Chris Felix	1	0	1	1	0
Yvon Corriveau	1	0	0	0	0
John Druce	1	0	0	0	0
Doug Wickenheiser	5	0	0	0	2
Rod Langway	6	0	0	0	6
Pete Peeters	6	0	0	0	2
Neil Sheehy	6	0	0	0	19

Goaltender	GP	MIN	W	L	GAA	SO	SA	PCT
Pete Peeters	6	359	2	4	4.01	0	164	.853

1987-88

Player	GP	G	A	PTS	PIM
Bengt Gustafsson	14	4	9	13	6
Michal Pivonka	14	4	9	13	4
Dale Hunter	14	7	5	12	98
Kevin Hatcher	14	5	7	12	55
Scott Stevens	13	1	11	12	46
Mike Ridley	14	6	5	11	10
Dave Christian	14	5	6	11	6
Larry Murphy	13	4	4	8	33
Kelly Miller	13	4	4	8	10
Mike Gartner	14	3	4	7	14
Garry Galley	13	2	4	6	13
Greg Adams	14	0	5	5	58
Bob Gould	14	3	1	4	21
Stephen Leach	3	2	1	3	0
Yvon Corriveau	13	1	2	3	30
Peter Sundstrom	14	2	0	2	6
Grant Ledyard	14	1	0	1	3
Chris Felix	1	0	0	0	0
Jeff Greenlaw	1	0	0	0	19
Grant Jennings	1	0	0	0	0
Ed Kastelic	1	0	0	0	19
Lou Franceschetti	4	0	0	0	14
Clint Malarchuk	4	0	0	0	2
Rod Langway	6	0	0	0	8
Greg Smith	9	0	0	0	23
Pete Peeters	12	0	0	0	4

Goaltender	GP	MIN	W	L	GAA	SO	SA	PCT
Pete Peeters	12	654	7	5	3.12	0	326	.895
Clint Malarchuk	4	193	0	2	4.66	0	95	.842

1986-87

Player	GP	G	A	PTS	PIM
Mike Gartner	7	4	3	7	14
Scott Stevens	7	0	5	5	19
Kelly Miller	7	2	2	4	0
Larry Murphy	7	2	2	4	6
Greg Adams	7	1	3	4	38
Dave Christian	7	1	3	4	6
Gaetan Duchesne	7	3	0	3	14
Mike Ridley	7	2	1	3	6
Alan Haworth	6	0	3	3	7
Bob Gould	7	0	3	3	8
Michal Pivonka	7	1	1	2	2
Grant Martin	1	1	0	1	2
Ed Kastelic	5	1	0	1	13
Kevin Hatcher	7	1	0	1	20
John Blum	6	0	1	1	4
Rod Langway	7	0	1	1	2
Craig Laughlin	1	0	0	0	0
Garry Galley	2	0	0	0	0
Pete Peeters	3	0	0	0	2
Lou Franceschetti	7	0	0	0	23
Dave Jensen	7	0	0	0	2
Greg Smith	7	0	0	0	11

Goaltender	GP	MIN	W	L	GAA	SO	SA	PCT
Bob Mason	4	309	2	2	1.75	1	143	.937
Pete Peeters	3	180	1	2	3.00	0	76	.880



Year-by-Year Playoff Statistics

1985-86

Player	GP	G	A	PTS	PIM
Mike Gartner	9	2	10	12	4
Scott Stevens	9	3	8	11	12
Alan Haworth	9	4	6	10	11
Bob Carpenter	9	5	4	9	12
Dave Christian	9	4	4	8	0
Gaetan Duchesne	9	4	3	7	12
Bob Gould	9	4	3	7	11
Larry Murphy	9	1	5	6	6
Greg Adams	9	1	3	4	27
John Barrett	9	1	2	3	35
Greg Smith	9	1	2	3	9
Jorgen Pettersson	8	1	2	3	2
Rod Langway	9	1	2	3	6
Craig Laughlin	9	1	2	3	10
Yvon Coriveau	4	0	3	3	2
Kevin Hatcher	9	1	1	2	19
Stephen Leach	6	0	1	1	0
Dwight Schofield	3	0	0	0	14
Marc Taylor	3	0	0	0	0
Dave Jensen	4	0	0	0	0
Lou Franceschetti	8	0	0	0	15
Pete Peeters	9	0	0	0	2

Goaltender	GP	MIN	W	L	GAA	SO	SA	PCT
Pete Peeters	9	544	5	4	2.65	0	253	.905

1984-85

Player	GP	G	A	PTS	PIM
Mike Gartner	5	4	3	7	9
Larry Murphy	5	2	3	5	0
Bob Carpenter	5	1	4	5	8
Bengt Gustafsson	5	1	3	4	0
Dave Christian	5	1	1	2	0
Lou Franceschetti	5	1	1	2	15
Alan Haworth	5	1	0	1	0
Doug Jarvis	5	1	0	1	0
Gaetan Duchesne	5	0	1	1	7
Bob Gould	5	0	1	1	2
Rod Langway	5	0	1	1	6
Mike McEwen	5	0	1	1	4
Scott Stevens	5	0	1	1	20
Darren Veitch	5	0	1	1	4
Kevin Hatcher	1	0	0	0	0
Mikko Leinonen	1	0	0	0	0
Peter Anderson	2	0	0	0	0
Timo Blomquist	2	0	0	0	0
Al Jensen	3	0	0	0	2
Gary Sampson	4	0	0	0	0
Greg Adams	5	0	0	0	9
Craig Laughlin	5	0	0	0	2

Goaltender	GP	MIN	W	L	GAA	SO	SA	PCT
Al Jensen	3	201	1	2	2.39	0	86	.906
Pat Rigglin	2	122	1	1	2.46	0	39	.872

1983-84

Player	GP	G	A	PTS	PIM
Mike Gartner	8	3	7	10	16
Dave Christian	8	5	4	9	5
Scott Stevens	8	1	8	9	5
Craig Laughlin	8	4	2	6	6
Alan Haworth	8	3	2	5	4
Bengt Gustafsson	8	2	3	5	0
Bryan Erickson	8	3	2	5	7
Doug Jarvis	8	2	3	5	6
Rod Langway	8	0	5	5	7
Bobby Carpenter	8	2	1	3	25
Gaetan Duchesne	8	2	1	3	2
Larry Murphy	8	0	3	3	6
Bob Gould	5	0	2	2	4
Glen Currie	8	1	0	1	0
Gary Sampson	8	1	0	1	0
Peter Andersson	3	0	1	1	2
Darren Veitch	5	0	1	1	15
Al Jensen	6	0	1	1	2
Dave Shand	8	0	1	1	13
Greg Adams	1	0	0	0	0
Andre Hidi	2	0	0	0	0
Lou Franceschetti	3	0	0	0	8
Pat Rigglin	5	0	0	0	2
Timo Blomqvist	8	0	0	0	8

Goaltender	GP	MIN	W	L	GAA	SO	SA	PCT
Pat Rigglin	5	230	1	3	2.35	0	81	.888
Al Jensen	6	258	3	1	3.26	0	120	.882

1982-83

Player	GP	G	A	PTS	PIM
Bob Gould	4	5	0	5	4
Glen Currie	4	0	3	3	4
Gaetan Duchesne	4	1	1	2	4
Dennis Maruk	4	1	1	2	2
Brian Engblom	4	0	2	2	2
Bobby Carpenter	4	1	0	1	2
Ken Houston	4	1	0	1	4
Craig Laughlin	4	1	0	1	0
Scott Stevens	4	1	0	1	26
Bengt Gustafsson	4	1	0	1	4
Randy Holt	4	0	1	1	20
Doug Jarvis	4	0	1	1	0
Greg Theberge	4	0	1	1	0
Ted Bulley	1	0	0	0	0
Milan Novy	2	0	0	0	0
Chris Valentine	2	0	0	0	4
Timo Blomquist	3	0	0	0	16
Mike Gartner	4	0	0	0	4
Alan Haworth	4	0	0	0	2
Rod Langway	4	0	0	0	0

Goaltender	GP	MIN	W	L	GAA	SO	SA	PCT
Al Jensen	3	139	1	2	4.32	0	75	.867
Pat Rigglin	3	101	0	1	4.75	0	59	.864

Playoff Record Book

TEAM - PLAYOFF

ALL-TIME APPEARANCES
28

STANLEY CUP CHAMPIONSHIPS
1 2018

STANLEY CUP FINAL APPEARANCES
2 1998, 2018

CONFERENCE FINALS APPEARANCES
3 1990, 1998, 2018

TEAM - SEASON

MOST GOALS

86 2018
54 1988
53 1998
At Home
39 2018
25 1998
1988
On Road
43 2018
29 1988
28 1998
1990

MOST GOALS AGAINST

58 2018
50 1988
48 1990
At Home
30 2018
26 1988
24 1998
On Road
32 1990
28 2018
24 1988

MOST POWER-PLAY GOALS

21 2018
14 1998
1988
At Home
12 2018
On Road
9 2018
1988

MOST POWER-PLAY ATTEMPTS

99 1988
At Home
51 1988
On Road
48 1988

MOST POWER-PLAY GOALS ALLOWED

17 2018
15 1998
At Home
9 2018
1998
On Road
9 1990

MOST SHORTHANDED GOALS

4 1988

MOST SHORTHANDED GOALS ALLOWED

3 1990

MOST SHOTS

724 2018
529 1998
444 2015

MOST SHOTS ALLOWED

740 1998
660 2018
459 2012

MOST PENALTY MINUTES

529 1988

MOST PENALTY MINUTES, OPPONENTS

647 1988

MOST SHUTOUTS

4 1998
2 2018
2016
2009

MOST TIMES SHUTOUT

2 2013
1998

MOST CONSECUTIVE SHUTOUTS

2 5/21/18 to 5/23/18
5/13/98 to 5/15/98

FEWEST GOALS

8 2000
10 2001
11 1983
At Home
3 2001
4 2000
5 Three times; most recent 2003
On Road
4 2000
5 1985
6 Twice; most recent 2013

FEWEST GOALS AGAINST

14 Three times; most recent 2003
16 2013
At Home
4 2001
6 1985
7 2013
On Road
5 2003
6 Twice; most recent 2000
7 1983

FEWEST POWER-PLAY GOALS

1 2010
1983

FEWEST POWER-PLAY GOALS ALLOWED

2 2013

FEWEST POWER-PLAY ATTEMPTS

16 2013
21 2000
22 2001

FEWEST POWER-PLAY ATTEMPTS, OPPONENTS

17 1985

FEWEST SHOTS

127 1983

FEWEST SHOTS ALLOWED

109 2000
125 1985

FEWEST PENALTY MINUTES

65 2010
76 2013
83 2000

FEWEST PENALTY MINUTES, OPPONENTS

42 2013
57 2000
78 2001

TEAM - SERIES

MOST GOALS

31 1988 vs. PHI
27 1992 vs. PIT
26 1995 vs. PIT
At Home
17 1988 vs. PHI
On Road
16 2018 vs. TB

MOST GOALS AGAINST

29 1995 vs. PIT
25 Four times; most recent 1992 vs. PIT
At Home
14 1988 vs. PHI
On Road
18 1995 vs. PIT

MOST POWER-PLAY GOALS

9 2018 vs. CBJ
1993 vs. NYI
1989 vs. PHI
At Home
6 2018 vs. CBJ
1993 vs. NYI
On Road
7 1984 vs. NYI

MOST POWER-PLAY ATTEMPTS

52 1988 vs. NJ

MOST POWER-PLAY GOALS ALLOWED

10 1995 vs. PIT
At Home
5 2009 vs. PIT
1996 vs. PIT
1989 vs. PHI
On Road
6 1995 vs. PIT

MOST POWER-PLAY ATTEMPTS, OPPONENT

42 1996 vs. PIT
1995 vs. PIT

MOST SHORTHANDED GOALS

3 1988 vs. PHI

MOST SHORTHANDED GOALS ALLOWED

2 1996 vs. PIT
1990 vs. NYR

MOST SHOTS

292 2010 vs. MTL
273 1987 vs. NYI

MOST SHOTS ALLOWED

256 2009 vs. PIT

MOST PENALTY MINUTES

305 1988 vs. NJ

MOST PENALTY MINUTES, OPPONENT

349 1988 vs. NJ

FEWEST GOALS

6 1989 vs. BOS
7 1998 vs. DET
8 2000 vs. PIT
At Home
2 1998 vs. DET
1991 vs. PIT
On Road
3 Twice; most recent 1990 vs. BOS

FEWEST GOALS AGAINST

4 1986 vs. NYI
5 1984 vs. PHI
6 2016 vs. PHI
At Home
2 2011 vs. NYR
On Road
1 1986 vs. NYI
1984 vs. PHI

FEWEST POWER-PLAY GOALS

1 2015 vs. NYR
2010 vs. MTL
1983 vs. NYI

FEWEST POWER-PLAY ATTEMPTS

11 1984 vs. PHI

FEWEST POWER-PLAY GOALS ALLOWED

0 2015 vs. NYI

FEWEST POWER-PLAY ATTEMPTS, OPPONENT

7 1984 vs. PHI

FEWEST SHOTS

90 1998 vs. OTT
1984 vs. PHI

FEWEST SHOTS AGAINST

90 1986 vs. NYI

FEWEST PENALTY MINUTES

36 2011 vs. TB

FEWEST PENALTY MINUTES, OPPONENT

37 2015 vs. NYR



Playoff Record Book

TEAM – GAME

MOST GOALS

At Home	8	4/19/86 vs. NYR
	7	4/23/90 vs. NYR
On Road	7	4/25/92 at PIT
		4/14/88 at PHI
		4/28/88 at NJ

MOST GOALS AGAINST

At Home	8	4/11/89 vs. PHI
	7	4/13/00 vs. PIT
		5/16/95 vs. PIT
On Road	10	4/22/88 at NJ
	8	4/11/89 at PHI
	7	4/19/91 at PIT
		4/19/90 at NYR

MOST POWER-PLAY GOALS

At Home	3	Six times; most recent
		6/4/918 vs. VGK
On Road	5	4/18/16 at PHI

MOST POWER-PLAY GOALS ALLOWED

At Home	3	Three times; most recent
		6/16/98 vs. DET
On Road	4	4/29/92 at PIT

MOST POWER-PLAY GOALS, BOTH TEAMS

5	Several times; most recent
	4/15/18 vs. CBJ

MOST POWER-PLAY ATTEMPTS

At Home	11	4/9/83 vs. NYI
On Road	11	4/22/88 at NJ

MOST POWER-PLAY ATTEMPTS, OPPONENT

At Home	10	4/24/96 vs. PIT
On Road	12	4/23/92 at PIT

MOST SHORTHANDED GOALS

1	26 times; most recent
	4/23/18 at CBJ

MOST SHORTHANDED GOALS ALLOWED

1	17 times; most recent
	4/21/18 vs. CBJ

MOST SHOTS

At Home	75	4/18/87 vs. NYI
On Road	55	4/11/91 at NYR

MOST SHOTS IN A REGULATION GAME

At Home	49	4/23/90 vs. NYR
On Road	54	4/26/10 at MTL

MOST SHOTS ALLOWED

At Home	65	4/24/96 vs. PIT
On Road	60	6/11/98 at DET

MOST SHOTS ALLOWED IN A REGULATION GAME

At Home	45	4/19/12 vs. BOS
On Road	43	5/8/15 at NYR
		4/12/03 at TB

MOST PENALTY MINUTES

At Home	80	4/20/88 vs. NJ
On Road	123	4/22/88 at NJ

MOST PENALTY MINUTES, OPPONENT

At Home	82	4/20/88 vs. NJ
On Road	80	4/22/88 at NJ

FEWEST GOALS

At Home	0	Eight times; most recent
		4/22/16 vs. PHI
On Road	0	Six times; most recent
		5/12/13 at NYR

FEWEST GOALS ALLOWED

At Home	0	10 times; most recent
		5/21/18 vs. TB
On Road	0	nine times; most recent
		5/23/18 at TB

FEWEST POWER-PLAY ATTEMPTS

0	Five times; most recent
	5/19/18 at TB

FEWEST POWER-PLAY ATTEMPTS, OPPONENT

1	14 times; most recent
	5/28/18 at VGK

FEWEST SHOTS

At Home	14	5/9/90 vs. BOS
On Road	11	5/13/98 at OTT

FEWEST SHOTS ALLOWED

At Home	10	4/9/90 vs. NJ
On Road	14	4/28/12 at NYR

FEWEST PENALTY MINUTES

At Home	2	Six times; most recent
		4/13/17 vs. TOR
On Road	2	Two times; most recent
		5/19/18 at TB

FEWEST PENALTY MINUTES, OPPONENT

At Home	0	5/19/18 vs. TB
		4/27/15 vs. NYI
		5/13/09 vs. PIT
On Road	2	Six times; most recent
		4/26/18 at PIT

TEAM – PERIOD

MOST GOALS

At Home	4	Three times; most recent
		5/5/18 vs. PIT
On Road	4	Six times; most recent
		4/19/17 at TOR

MOST GOALS ALLOWED

At Home	4	4/11/89 vs. PHI
On Road	5	4/22/88 at NJ

MOST POWER-PLAY GOALS

4	4/18/16 at PHI
3	4/14/88 vs. PHI

MOST POWER-PLAY GOALS ALLOWED

3	4/23/92 vs. PIT
---	-----------------

MOST POWER-PLAY ATTEMPTS

7	4/28/88 vs. NJ
---	----------------

MOST POWER-PLAY ATTEMPTS, OPPONENT

6	4/7/91 vs. NYR
---	----------------

MOST SHOTS

At Home	21	4/15/18 vs. CBJ
On Road	22	4/26/10 at MTL

MOST SHOTS ALLOWED

At Home	19	4/24/96 vs. PIT
On Road	21	4/21/10 at MTL
		4/21/08 at PHI

FEWEST SHOTS

At Home	0	5/7/94 vs. NYR
On Road	2	Twice; most recent
		4/12/12 at BOS

FEWEST SHOTS ALLOWED

At Home	1	4/28/09 vs. NYR
		4/21/01 vs. PIT
		4/22/96 vs. PIT
On Road	1	4/19/94 at PIT

MOST PENALTY MINUTES

At Home	51	4/7/84 vs. NYI
---------	----	----------------

On Road	77	4/22/88 at NJ
---------	----	---------------

MOST PENALTY MINUTES, OPPONENT

At Home	63	4/7/84 vs. NYI
On Road	60	4/22/88 at NJ

FASTEST GOALS

FASTEST GOAL, START OF A GAME

0:15	Mike Gartner,
	4/8/87 in a 4-3 win vs. NYI

FASTEST GOAL AGAINST, START OF A GAME

0:14	Kirk Muller,
	4/30/88 in a 3-2 loss vs. NJ

FASTEST GOAL, START OF A PERIOD

0:15	Mike Gartner, 1st period
	4/8/97 in a 4-3 win vs. NJ

FASTEST GOAL AGAINST, START OF A PERIOD

0:12	Sidney Crosby, 2nd period
	4/27/17 in a 3-2 loss vs. PIT

FASTEST TWO GOALS, BOTH TEAMS

0:09	Bryan Trottier (NYI) and Scott Stevens (WSH), 4/10/86 in a 5-2 win vs. NYI
------	--

FASTEST TWO GOALS, CAPITALS PLAYER

0:16	Larry Murphy,
	4/10/85 in a 4-3 win vs. NYI

FASTEST TWO GOALS, OPPOSING PLAYER

0:11	Petr Nedved,
	4/17/96 in a 6-4 win at PIT

FASTEST TWO GOALS, TWO CAPITALS PLAYERS

0:32	Craig Laughlin and Dave Christian, 4/5/84 in a 6-2 win vs. PHI
------	--

FASTEST TWO GOALS, OPPOSING PLAYERS

0:07	Marian Gaborik and Brandon Dubinsky, 4/20/11 in a 4-3 win at NYR
------	--

FASTEST THREE GOALS, BOTH TEAMS

1:14	Dave Christian (WSH), Scott Stevens (WSH) and Pierre Larouche (NYR), 4/25/86 in a 4-2 loss vs. NYR
------	--

FASTEST THREE GOALS, CAPITALS TEAM

2:09	Mike Gartner and Larry Murphy (2), 4/10/85 in a 4-3 win vs. NYI
------	---

FASTEST FOUR GOALS, BOTH TEAMS

2:33	Danny Briere (PHI), Eric Fehr (WSH), Scott Hartnell (PHI) and Sami Kapanen (PHI), 4/15/08 in a 6-3 loss at PHI
------	--

INDIVIDUAL – SEASON

MOST GAMES PLAYED	24	12 players, 2018
-------------------	----	------------------

Playoff Record Book

MOST POINTS

- 32 Evgeny Kuznetsov, 2018
- 27 Alex Ovechkin, 2018
- 23 Nicklas Backstrom, 2018

MOST GOALS

- 15 Alex Ovechkin, 2018
- 14 John Druce, 1990
- 12 Evgeny Kuznetsov, 2018

MOST ASSISTS

- 20 Evgeny Kuznetsov, 2018
- 18 Nicklas Backstrom, 2018
- 15 John Carlson, 2018

MOST PENALTY MINUTES

- 98 Dale Hunter, 1988
- 92 Neil Sheehy, 1990
- 61 Dale Hunter, 1990

MOST POWER-PLAY GOALS

- 8 John Druce, 1990

MOST SHORTHANDED GOALS

- 2 Bob Gould, 1988

MOST GAME-WINNING GOALS

- 5 Joe Juneau, 1998
- John Druce, 1990

BEST PLUS/MINUS RATING

- +17 Brooks Orpik, 2018
- +12 Evgeny Kuznetsov, 2018
- +11 Tom Wilson, 2018
- John Carlson, 2018

MOST CONSECUTIVE GAMES WITH A POINT

- 11 Evgeny Kuznetsov, 5/3/18 to 5/28/18 vs. PIT, TB, VGK
- 9 Nicklas Backstrom, 4/24/09 to 5/11/09 vs. NYR, PIT

MOST CONSECUTIVE GAMES WITH A GOAL

- 7 John Druce, 4/15/90 to 5/3/90 vs. NJ, NYR, BOS

MOST CONSECUTIVE GAMES WITH AN ASSIST

- 6 Mike Ridley, 4/21/92 to 5/1/92 vs. PIT
- Scott Stevens, 4/14/87 to 4/9/88 vs. NYI, PHI

GOALTENDER – SEASON

MOST GAMES PLAYED

- 23 Braden Holtby, 2018
- 21 Olie Kolzig, 1998
- 14 Braden Holtby, 2012

MOST MINUTES

- 1,386 Braden Holtby, 2018
- 1,351 Olie Kolzig, 1998
- 922 Braden Holtby, 2012

MOST WINS

- 16 Braden Holtby, 2018
- 12 Olie Kolzig, 1998
- 7 Braden Holtby, 2017
- Braden Holtby, 2012
- Semyon Varlamov, 2009
- Pete Peeters, 1988

MOST SHUTOUTS

- 4 Olie Kolzig, 1998
- 2 Braden Holtby, 2018
- Braden Holtby, 2016
- Semyon Varlamov, 2009

LOWEST GAA (minimum 60 minutes)

- 1.71 Braden Holtby, 2015
- 1.72 Braden Holtby, 2016
- 1.75 Bob Mason, 1987

HIGHEST SAVE PERCENTAGE

- .944 Braden Holtby, 2015
- .942 Braden Holtby, 2016
- .941 Olie Kolzig, 1998

MOST SHOTS AGAINST

- 740 Olie Kolzig, 1998
- 639 Braden Holtby, 2018
- 459 Braden Holtby, 2012

MOST SAVES MADE

- 696 Olie Kolzig, 1998
- 589 Braden Holtby, 2018
- 429 Braden Holtby, 2012

MOST CONSECUTIVE STARTS, GOALTENDER

- 38 Olie Kolzig, 4/22/98 to 4/20/03

MOST CONSECUTIVE GAMES PLAYED, GOALTENDER

- 41 Olie Kolzig, 4/24/96 to 4/20/03

MOST CONSECUTIVE WINS, GOALTENDER

- 5 Semyon Varlamov, 4/24/09 to 5/4/09 vs. NYR, PIT

MOST CONSECUTIVE SHUTOUT MINUTES

- 168:42 Olie Kolzig, 5/11/98 to 5/23/98

INDIVIDUAL – SERIES

MOST POINTS

- 14 Alex Ovechkin, 2009 vs. PIT
- 11 Dino Ciccarelli, 1990 vs. NJ
- John Druce, 1990 vs. NYR
- Mike Ridley, 1992 vs. PIT

MOST GOALS

- 9 John Druce, 1990 vs. NYR

MOST ASSISTS

- 11 Mike Ridley, 1992 vs. PIT

MOST PENALTY MINUTES

- 58 Neil Sheehy, 1990 vs. NYR

MOST POWER-PLAY GOALS

- 5 John Druce, 1990 vs. NYR

MOST SHORTHANDED GOALS

- 2 Bob Gould, 1988 vs. PHI

MOST GAME-WINNING GOALS

- 2 Several times; most recent
- Jakub Vrana, 2018 vs. PIT

INDIVIDUAL – GAME

MOST POINTS

- 5 Alan Haworth, 4/19/86 vs. NYR

MOST GOALS

- 4 Dino Ciccarelli, 4/25/92 at PIT

MOST ASSISTS

- 4 Evgeny Kuznetsov, 6/4/18 vs. VGK
- Andrei Nikolishin, 5/28/98 at BUF
- Scott Stevens, 4/28/88 at NJ

MOST POWER-PLAY GOALS

- 2 Nine times; most recent
- Alex Ovechkin, 4/15/18 vs. CBJ

MOST PENALTY MINUTES

- 32 Dale Hunter, 4/22/88 at NJ

MOST POINTS, OPPONENT

- 8 Patrik Sundstrom, 4/22/88 at NJ

MOST GOALS, OPPONENT

- 4 Mark Johnson, 4/22/88 at NJ
- Ray Ferraro, 4/26/93 vs. NYI

MOST ASSISTS, OPPONENT

- 5 Patrik Sundstrom, 4/22/88 at NJ

MOST POWER-PLAY GOALS, OPPONENT

- 3 Mark Johnson, 4/22/88 at NJ

MOST PENALTY MINUTES, OPPONENT

- 37 Jim Korn, 4/28/88 at NJ

GOALTENDER – GAME

MOST SAVES

- 62 Olie Kolzig, 4/24/96 in a 3-2 loss vs. PIT

MOST SHOTS AGAINST IN A REGULATION GAME

- 48 Olie Kolzig, 6/11/98 at DET

MOST SHOTS AGAINST IN AN OVERTIME GAME

- 65 Olie Kolzig, 4/24/96 vs. PIT

INDIVIDUAL – PERIOD

MOST POINTS

- 3 Several times; most recent
- Jaromir Jagr, 4/12/03 at TB

MOST GOALS

- 3 Dino Ciccarelli, 4/25/92 at PIT

MOST ASSISTS

- 3 Several times; most recent
- Joe Juneau, 4/19/96 at PIT

MOST PENALTY MINUTES

- 24 Dale Hunter, 4/22/88 at NJ

MOST POINTS, OPPONENT

- 4 Mario Lemieux, 4/23/92 at PIT

MOST GOALS, OPPONENT

- 3 Ray Ferraro, 4/26/93 vs. NYI

MOST ASSISTS, OPPONENT

- 3 Ron Francis, 5/8/95 at PIT
- Brian Leetch, 5/9/94 at NYR
- Paul Coffey, 4/19/91 at PIT

MOST PENALTY MINUTES, OPPONENT

- 27 Jim Korn, 4/28/88 at NJ
- Greg Smyth, 4/14/88 at PHI

