

MDE Office of Educational Assessment and Accountability (OEAA) Assessment Reporting

~~~~~

## What assessment data does OEAA provide?

February 23, 2022  
MSTC-C5

# Housekeeping

- **Goal:** Gain an understanding of the types and locations of statewide assessment data
- **Conference Platform Support:**
  - Call: 248-971-1115
  - Email: [support@motowndigital.com](mailto:support@motowndigital.com)
- Please use **Chat** to ask questions

# Why Statewide, Summative Assessment Data?

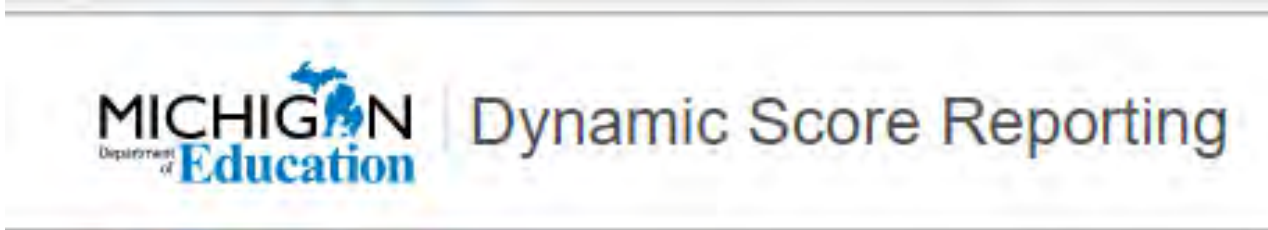
- Provides comparable, criterion-referenced data based on the depth and breadth of:
  - Michigan Academic Standards
  - Michigan's Alternate Content Expectations
- Snapshot data that can be used to help inform:
  - Curricular alignment discussion
  - Impact of implemented programs
  - Review enacted curriculum vs. stated curriculum
  - Educational programming decisions
  - Identify equity gaps in student achievement

# Options

➤ OEAA Secure Site



➤ Dynamic Score Reporting Site



➤ MiLearn



# Options

➤ Michigan DataHub



➤ MiSchoolData



# OEAA Secure Site



[www.michigan.gov/oeaa-secure](http://www.michigan.gov/oeaa-secure)  
[www.michigan.gov/securesitetraining](http://www.michigan.gov/securesitetraining)

# OEAA Secure Site – What is it?



Secure Site  
Michigan Department of Education

The Secure Site is a web-based application used for managing Michigan's state assessments.

- Available to authorized district and school staff that require it as part of their role in state assessments.
- Primary functions of the Secure Site are:
  - Pre-identification of students for online and paper/pencil testing
  - Ordering paper/pencil testing materials
  - Incident Reporting
  - Review of Accountable Students and Test Verification
    - Accountable Students Enrolled and Demographics
    - Answer Documents Received and Not Tested
  - **Retrieval of assessment score files and reports**

Date



# Student Score History

Admin Security Assessment Registration **Student Assessments** Reports Accountability

**Student Search**

- Student Search
- Mass Update Assessments
- Incident Reports
- Accountable Students & Test Verification

Students must have a UIC number in order to look up a student in the Michigan Student Data System (MSDS). If a student does not have a UIC number, the student pupil accounting person to get a UIC number for the student.



Assessment History

View Scores

## Student Score History

Scores are available for all state assessments if the school is the student's primary educational providing entity (PEPE). To change the student's PEPE, an enrollment record must be submitted in the Michigan Student Data System (MSDS) for the student by the district authorized MSDS user.

If the school is not the PEPE, then scores for tests taken at the school are only visible.

Summative Assessment Score History

| ASSESSMENT         | DISTRICT | SCHOOL | GRADE | EL | FEL | SE | HS | MS | ED | HL | PERFORMANCE LEVEL     |              |         |                |                          | SCALED SCORE |     |    |    |    |    |      |      |  |      |      |      |      |      |
|--------------------|----------|--------|-------|----|-----|----|----|----|----|----|-----------------------|--------------|---------|----------------|--------------------------|--------------|-----|----|----|----|----|------|------|--|------|------|------|------|------|
|                    |          |        |       |    |     |    |    |    |    |    | ENGLISH LANGUAGE ARTS | MATHEMATICS  | SCIENCE | SOCIAL STUDIES | READING                  | WRITING      | ELA | MA | SC | SS | RD | W    |      |  |      |      |      |      |      |
| Spring 2021 M-STEP |          |        | 08    | N  | N   | N  | N  | N  | N  | N  |                       |              |         | 3 (Proficient) | 3 (Proficient)           |              |     |    |    |    |    | 1808 | 1818 |  |      |      |      |      |      |
| Spring 2019 M-STEP |          |        | 08    | N  | N   | N  | N  | N  | N  | N  | 4 (Advanced)          | 4 (Advanced) |         |                |                          |              |     |    |    |    |    |      |      |  | 1646 | 1621 |      |      |      |
| Spring 2018 M-STEP |          |        | 05    | N  | N   | N  | N  | N  | N  | N  | 4 (Advanced)          | 4 (Advanced) |         |                | 3 (Proficient)           |              |     |    |    |    |    |      |      |  |      | 1550 | 1525 |      | 1523 |
| Spring 2017 M-STEP |          |        | 04    | N  | N   | N  | N  | N  | N  | N  | 4 (Advanced)          | 4 (Advanced) |         |                | 2 (Partially Proficient) |              |     |    |    |    |    |      |      |  |      |      | 1439 | 1435 | 1393 |
| Spring 2016 M-STEP |          |        | 03    | N  | N   | N  | N  | N  | N  | N  | 4 (Advanced)          | 4 (Advanced) |         |                |                          |              |     |    |    |    |    |      |      |  |      |      | 1337 | 1327 |      |

PSAT Score History

| ASSESSMENT         | DISTRICT | SCHOOL | GRADE | EL | FEL | SE | HS | MS | ED | HL | COLLEGE REPORTABLE | PSAT TOTAL SCORE | TEST SCORES                        |                                                      |              |                        | COLLEGE AND CAREER READINESS BENCHMARK INDICATOR |      |  |  |  |   |
|--------------------|----------|--------|-------|----|-----|----|----|----|----|----|--------------------|------------------|------------------------------------|------------------------------------------------------|--------------|------------------------|--------------------------------------------------|------|--|--|--|---|
|                    |          |        |       |    |     |    |    |    |    |    |                    |                  | EVIDENCE-BASED READING AND WRITING | EVIDENCE-BASED READING AND WRITING PERFORMANCE LEVEL | MATH         | MATH PERFORMANCE LEVEL | EVIDENCE-BASED READING AND WRITING               | MATH |  |  |  |   |
| Spring 2021 PSAT 8 |          |        | 08    | N  | N   | N  | N  | N  | N  | N  | N                  | 1080             | 550                                |                                                      | 4 (Advanced) | 530                    | 4 (Advanced)                                     | Y    |  |  |  | Y |



# Student Score Data Files

Downloadable data files are available for prior 4 years

The screenshot displays the 'Student Score Data Files' web application. At the top, a navigation bar contains links for Home, Admin, Security, Assessment Registration, Student Assessments, Reports, Accountability, Review Requests, and Help. The 'Reports' link is highlighted with a red box. Below the navigation bar, a breadcrumb trail shows 'Home > Student Score Data Files'. A user profile summary is visible on the right, including the name 'BAA Project Manager', email 'cermakkt@michigan.gov', and phone number '517-335-4152'. The main content area is titled 'Student Score Data Files' and contains a search criteria form. The form includes sections for 'Search Criteria', 'Report Parameters', 'Entity Information', and 'Report Descriptions'. The 'Report Parameters' section has a 'Test Cycle' dropdown set to 'Spring 2021 M-STEP', a 'Test Type' dropdown set to 'N/A', a 'Report Type' dropdown set to 'Aggregate Data File', and a 'Content Areas' dropdown set to 'N/A'. The 'Entity Information' section has 'ISD' and 'District' dropdowns set to 'Select an ISD' and 'Select a District' respectively, and a 'School' dropdown set to 'Select a School'. The 'Report Descriptions' section lists 'Student Data File Format M-STEP (modified on 8/2021)' and 'Aggregate Data File Format M-STEP (modified on 8/2021)'. A 'Search' button and a 'Reset' button are located at the bottom right of the form. Red arrows point to the 'Reports' menu, the 'Student Score Data Files' option, the 'Select a Report Type' dropdown, and the 'Report Descriptions' section.

# Student Test Scores—Data Files

| Assessment                                           | Student | Aggregate         |
|------------------------------------------------------|---------|-------------------|
| Early Literacy and Mathematics Benchmark Assessments | X       | X                 |
| MI-Access                                            | X       | X                 |
| M-STEP                                               | X       | X                 |
| PSAT 8/9 for grades 8 and 9                          | X       | X                 |
| PSAT 10                                              | X       | X                 |
| SAT with Essay                                       | X       | X                 |
| WIDA ACCESS                                          | X       | X <del>2020</del> |
| WIDA Screener + student level reports                | X       |                   |
| <sup>1</sup> WorkKeys                                | X       |                   |

# Dynamic Score Reporting Site



Dynamic Score Reporting

# Dynamic Score Reporting Site



- Available to authorized district and school staff through the OEAA Secure Site
- Provides online interactive access to a variety of student- and aggregate-level reports based on **students tested**
- Assessments supported:
  - M-STEP
  - MI-Access
  - PSAT 8/9 for grade 8
  - SAT with Essay
  - ACT WorkKeys
  - Early Literacy and Mathematics Benchmarks
- Preliminary results in **24-48 hours**
- Final reporting typically available in August



Date

# Dynamic Score Reporting Site

## Individual Reports

# Reports

- Preliminary Student Roster
- Individual Student Report
- Student Overview Report
- Student Roster Report
- Student Growth and Proficiency Report
- Parent Report
- Domain Analysis Report (Early Lit/Math Benchmark)
- 3-Year Trend Report (Early Lit/Math Benchmark)

# Dynamic Score Reporting Site Aggregate Reports

## Reports

- Comprehensive Report
- Demographic Report
- Demographic Claims Report
- Target Analysis Report
- Expectation / Scoring Focus Analysis Report
- Change Report: Fall-to Winter; Winter-to-Spring; Fall-to-Spring (Early Lit/Math Benchmark)

# Dynamic Score Reporting Site – Student Roster Report

## Functionality:

- Filtering
- Sorting
- Drill-down
- PDF Download
- CSV Downloads
- View/print
  - About this Report
  - CSV File Format



LEGEND

# Dynamic Score Reporting Site – Demographic Report

## Demographic Report Functionality:

- Filtering
- Comparisons
- Drill-down
- PDF Download
- CSV Download
- View/print
- About this Report
- CSV File Format
- All students group
- Up to 8 subgroup comparisons

Dynamic Score Reporting

🔔 🔍 🖨 🌐

Choose Report ▾
Select Filters ▾
View Report
Take Action ▾

M-STEP School Demographic Report, Distri...      Filters: Student Population: All Student...

**All Students: All Students**

**Subgroup Comparisons**

**Read by Grade 3 Law Indicators**

| Demographic Subgroups                                               | No. of Students Assessed | Mean Scale Score | % at NP     | % at PP     | % at P      | % at A      | % at P & A* | % at M      | % at S      | % at R     |
|---------------------------------------------------------------------|--------------------------|------------------|-------------|-------------|-------------|-------------|-------------|-------------|-------------|------------|
| All Students / All Grades                                           | 747                      | 1512             | 18.9        | 21.2        | 22.4        | 37.6        | 60.0        | NA          | NA          | NA         |
| <b>All Students / Grade 3</b>                                       | <b>149</b>               | <b>1313</b>      | <b>21.5</b> | <b>18.8</b> | <b>18.1</b> | <b>41.6</b> | <b>59.7</b> | <b>86.6</b> | <b>12.8</b> | <b>0.7</b> |
| <b>Gender</b>                                                       |                          |                  |             |             |             |             |             |             |             |            |
| <input type="checkbox"/> Male                                       | 91                       | 1311             | 19.8        | 23.1        | 19.8        | 37.4        | 57.1        | 87.9        | 11.0        | 1.1        |
| <input type="checkbox"/> Female                                     | 58                       | 1317             | 24.1        | 12.1        | 15.5        | 48.3        | 63.8        | 84.5        | 15.5        | 0.0        |
| <b>Ethnicity</b>                                                    |                          |                  |             |             |             |             |             |             |             |            |
| <input type="checkbox"/> American Indian or Alaska Native           | 6                        | 1305             | 33.3        | 0.0         | 33.3        | 33.3        | 66.7        | 66.7        | 33.3        | 0.0        |
| <input type="checkbox"/> Asian                                      | 36                       | 1317             | 19.4        | 13.9        | 16.7        | 50.0        | 66.7        | 88.9        | 11.1        | 0.0        |
| <input type="checkbox"/> Black or African American                  | 35                       | 1310             | 28.6        | 14.3        | 20.0        | 37.1        | 57.1        | 80.0        | 20.0        | 0.0        |
| <input type="checkbox"/> Hispanic or Latino                         | 36                       | 1318             | 11.1        | 25.0        | 19.4        | 44.4        | 63.9        | 91.7        | 5.6         | 2.8        |
| <input type="checkbox"/> Native Hawaiian or Other Pacific Islander  | 3                        | 1301             | 0.0         | 33.3        | 66.7        | 0.0         | 66.7        | 100         | 0.0         | 0.0        |
| <input type="checkbox"/> Two or More Races                          | 0                        | —                | —           | —           | —           | —           | —           | —           | —           | —          |
| <input type="checkbox"/> White                                      | 33                       | 1310             | 27.3        | 24.2        | 9.1         | 39.4        | 48.5        | 87.9        | 12.1        | 0.0        |
| <b>Additional Reporting Groups</b>                                  |                          |                  |             |             |             |             |             |             |             |            |
| <input checked="" type="checkbox"/> Economically Disadvantaged: Yes | 92                       | 1312             | 22.8        | 16.3        | 19.6        | 41.3        | 60.9        | 83.7        | 15.2        | 1.1        |
| <input checked="" type="checkbox"/> Economically Disadvantaged: No  | 57                       | 1316             | 19.3        | 22.8        | 15.8        | 42.1        | 57.9        | 91.2        | 8.8         | 0.0        |
| <input type="checkbox"/> English Learner: Yes                       | 13                       | 1310             | 23.1        | 7.7         | 38.5        | 30.8        | 69.2        | 84.6        | 7.7         | 7.7        |
| <input type="checkbox"/> English Learner: No                        | 136                      | 1314             | 21.3        | 19.9        | 16.2        | 42.6        | 58.8        | 86.8        | 13.2        | 0.0        |
| <input type="checkbox"/> Former English Learner: Yes                | 141                      | 1312             | 22.7        | 19.1        | 18.4        | 39.7        | 58.2        | 85.8        | 13.5        | 0.7        |
| <input type="checkbox"/> Former English Learner: No                 | 14                       | 1315             | 28.6        | 21.4        | 0.0         | 50.0        | 50.0        | 85.7        | 14.3        | 0.0        |
| <input type="checkbox"/> Foster Care: Yes                           | 135                      | 1313             | 20.7        | 18.5        | 20.0        | 40.7        | 60.7        | 86.7        | 12.6        | 0.7        |
| <input type="checkbox"/> Foster Care: No                            | 8                        | 1334             | 25.0        | 0.0         | 0.0         | 75.0        | 75.0        | 87.5        | 0.0         | 12.5       |
| <input type="checkbox"/> Homeless: Yes                              | 141                      | 1312             | 21.3        | 19.9        | 19.1        | 37.5        | 58.9        | 86.5        | 13.5        | 0.0        |
| <input type="checkbox"/> Homeless: No                               | 10                       | 1311             | 40.0        | 0.0         | 10.0        | 50.0        | 60.0        | 70.0        | 30.0        | 0.0        |
| <input type="checkbox"/> Migrant: Yes                               | 139                      | 1314             | 20.1        | 20.1        | 18.7        | 41.0        | 59.7        | 87.8        | 11.5        | 0.7        |
| <input type="checkbox"/> Migrant: No                                | 14                       | 1316             | 28.6        | 7.1         | 14.3        | 50.0        | 64.3        | 78.6        | 21.4        | 0.0        |
| <input type="checkbox"/> Military Connected: Yes                    | 135                      | 1313             | 20.7        | 20.0        | 18.5        | 40.7        | 59.3        | 87.4        | 11.9        | 0.7        |
| <input type="checkbox"/> Military Connected: No                     | 19                       | 1309             | 21.1        | 26.3        | 15.8        | 36.8        | 52.6        | 78.9        | 21.1        | 0.0        |
| <input type="checkbox"/> Students with Disabilities: Yes            | 130                      | 1314             | 21.5        | 17.7        | 18.5        | 42.3        | 60.8        | 87.7        | 11.5        | 0.8        |
| <input type="checkbox"/> Students with Disabilities: No             | 19                       | 1309             | 21.1        | 26.3        | 15.8        | 36.8        | 52.6        | 78.9        | 21.1        | 0.0        |
| <b>Accommodation</b>                                                |                          |                  |             |             |             |             |             |             |             |            |
| <input type="checkbox"/> Standard Accommodation - all students      | 13                       | 1323             | 15.4        | 15.4        | 15.4        | 53.8        | 69.2        | 92.3        | 7.7         | 0.0        |
| <input type="checkbox"/> Standard Accommodation - EL only           | 2                        | 1307             | 0.0         | 0.0         | 100         | 0.0         | 100         | 100         | 0.0         | 0.0        |

\* Value may not equal the exact sum of Proficient and Advanced due to rounding.

Date last modified: 07/30/2021



# Dynamic Score Reporting Site

**MICHIGAN Department of Education** Dynamic Score Reporting

**Choose Report** (Step 1 of 4)

Early Literacy and Mathematics Benchmark

Academic Year: 2020 - 2021

Assessment: Early Literacy and Mathematics Benchmark - Fall

Level:
 

- State
- District
- School
- Student

NEXT >>

## Welcome to Michigan's Dynamic Score Reporting Site

To access your reports, verify the assessment (M-STEP, MI-Access, PSAT 8/9, SAT, or Early Literacy); the site will default the assessment based on your test cycle selection in the OEAA Secure Site.

Once you have verified the assessment selection, then:

1. Select a **Level**. Options may include State, District, School or Student. Student level reports are available before aggregate level reports.
2. Select a **Report**.
3. School may need to be selected.
4. Select the **NEXT** button.
5. Select the desired filters.
6. Select the **VIEW REPORT** button to generate and open the requested report. (Note: your filter selections will remain in place until you select different filter options.)

**MICHIGAN Department of Education** Dynamic Score Reporting

**Select Filters** (Step 2 of 4)

Early Literacy and Mathematics Benchmark...

Filters: Grades: 0, Content Areas: Engli...

Academic Year: 2020 - 2021

Assessment: Early Literacy and Mathematics Benchmark - Fall

Level:
 

- State
- District
- School
- Student

Report:
 

- Domain Analysis Report
- Individual Student Report
- Student Roster Report
- Student Trend Report

ISD: [Dropdown]

District: [Dropdown]

School: [Dropdown]

NEXT >>

# Dynamic Score Reporting Site – Enhancements

## New User Interface



✓ Choose Report ▾



✓ Select Filters ▾



View Report



Take Action ▾

Early Literacy and Mathematics Benchmark...

Filters: Grades: 0, Content Areas: Engli...

**Grades:**

- All
- 0
- 1
- 2

**Content Areas:**

- All
- English Language Arts
- Mathematics

**Students:**

Type here to filter

**Reporting Codes:**

Type here to filter

**Designated Supports:**

- All
- Yes
- No

**Economically Disadvantaged:**

- All
- Yes
- No

**English Learner:**

- All
- Yes
- No

**Ethnicity:**

- All
- American Indian or Alaska Native
- Asian
- Hispanic or Latino
- Two or More Races
- White

**Former English Learner:**

- All
- Yes
- No

**Foster Care:**

- All
- Yes
- No

**Gender:**

- All
- Female
- Male

**Homeless:**

- All
- Yes
- No

**Migrant:**

- All
- Yes
- No

**Military Connected:**

- All
- Yes
- No

**Students with Disabilities:**

- All
- Yes
- No

**Tested in Enrolled Grade:**

- All
- Yes
- No

<< BACK

RESET ALL

VIEW REPORT

# Dynamic Score Reporting Site

## Help

### Help Guides

Dynamic Score Reporting Site User Guide  
Interpretive Guide to Reports

### Contact MDE

E-mail: [mde-oeaa@michigan.gov](mailto:mde-oeaa@michigan.gov)  
Call Center [877-560-8378](tel:877-560-8378) option 3



✓ Choose Report ▾

Early Literacy and Mathematics Benchmark...



✓ Select Filters ▾

Filters: Grades: 0, Content Areas: Engli...



✓ View Report



✓ Take Action ▾

- [About this Report](#)
- [CSV Download](#)
- [CSV File Format](#)
- [PDF Download](#)

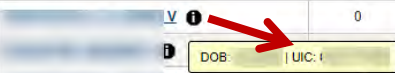


## Student Roster Report

Year: Fall 2020 | Assessment: Early Literacy and Mathematics Benchmark | ISD Code: [ ] | ISD Name: [ ] | District Code: [ ] | District Name: [ ] | School Code: [ ] | School Name: [ ] | Reporting Code: All

### Grade 0 | English Language Arts

Blue=sortable



|                                                                                  | Reading - Literary Text |                                    |          | Reading - Informational Text |                     |          | Reading - Foundational Skills |                        |          | Writing               |                                        |          | Language                        |                                |          |       |
|----------------------------------------------------------------------------------|-------------------------|------------------------------------|----------|------------------------------|---------------------|----------|-------------------------------|------------------------|----------|-----------------------|----------------------------------------|----------|---------------------------------|--------------------------------|----------|-------|
|                                                                                  | Key Ideas and Details   | Integration of Knowledge and Ideas | Subtotal | Key Ideas and Details        | Craft and Structure | Subtotal | Print Concepts                | Phonological Awareness | Subtotal | Text Type and Purpose | Production and Distribution of Writing | Subtotal | Conventions of Standard English | Vocabulary Acquisition and Use | Subtotal | Total |
| Students (Total = 76)                                                            |                         |                                    |          |                              |                     |          |                               |                        |          |                       |                                        |          |                                 |                                |          |       |
| Points Possible                                                                  | 5                       | 1                                  | 6        | 5                            | 1                   | 6        | 5                             | 5                      | 10       | 5                     | 1                                      | 6        | 5                               | 3                              | 8        | 36    |
| [Student]                                                                        | 0                       | 0                                  | 0        | 2                            | 1                   | 3        | 4                             | 3                      | 7        | 3                     | 1                                      | 4        | 1                               | 0                              | 1        | 15    |
| [Student]   <input type="text" value="DOB"/>   <input type="text" value="UIC:"/> | 1                       | 1                                  | 2        | 3                            | 1                   | 4        | 4                             | 4                      | 8        | 3                     | 0                                      | 3        | 2                               | 3                              | 5        | 21    |
| [Student]                                                                        | 1                       | 0                                  | 1        | 3                            | 1                   | 4        | 4                             | 2                      | 6        | 2                     | 1                                      | 3        | 2                               | 1                              | 3        | 17    |
| [Student]                                                                        | 1                       | 0                                  | 1        | 3                            | 1                   | 4        | 3                             | 5                      | 8        | 2                     | 1                                      | 3        | 0                               | 1                              | 1        | 17    |
| [Student]                                                                        | 1                       | 0                                  | 1        | 2                            | 1                   | 3        | 5                             | 3                      | 8        | 2                     | 0                                      | 2        | 1                               | 3                              | 4        | 18    |
| [Student]                                                                        | 1                       | 0                                  | 1        | 2                            | 1                   | 3        | 2                             | 3                      | 5        | 1                     | 0                                      | 1        | 1                               | 0                              | 1        | 11    |
| [Student]                                                                        | 1                       | 0                                  | 1        | 1                            | 0                   | 1        | 3                             | 1                      | 4        | 0                     | 0                                      | 0        | 1                               | 2                              | 3        | 9     |

# Dynamic Score Reporting Site Claim Performance Indicator Labels

No change in  
meaning or in  
interpretation

## 2019 and earlier

**Adequate**

Blue indicates the student is making **adequate** progress in the standards that make up the claim.

**Attention**

Yellow indicates **attention** may be needed in the standards that make up the claim.

**At Risk**

Orange indicates the student is most **at risk** of falling behind in the standards that make up the claim.

## 2021 and later

**Above**

Blue indicates the student's performance on the standards that make up the claim is **above** the overall proficiency cut.

**At/Near**

Yellow indicates the student's performance on the standards that make up the claim is **at or near** the overall proficiency cut.

**Below**

Orange indicates the student's performance in the standards that make up the claim is **below** the overall proficiency cut.

# Parent Report Enhancements

DEMO, KYLIE | Grade 4

District: 00000 Demo Public Schools  
School: 00000 Demo Elementary-Middle School

2021 Parent Report



Dear Parent or Guardian

The 2020-2021 school year presented educators, students, and families with unprecedented challenges during a worldwide pandemic. Together, we found new and creative ways to help students learn. I am thankful to everyone who provided Michigan students with the best possible opportunities to continue their education during the pandemic.

The Michigan Academic Standards ([www.michigan.gov/academicstandards](http://www.michigan.gov/academicstandards)) set learning expectations for what students should learn and be able to do at each grade level. The standards help to ensure that students are ready to graduate from high school and are prepared to pursue their chosen postsecondary opportunities.

As required by state and federal law, your student took the Michigan Student Test of Educational Progress (M-STEP) this spring. The M-STEP measures student progress based on the standards for Grades 3-8. Students in Grade 4 were tested in English Language Arts and Math. Your child's test results are included in this report.

Please remember that these assessments are simply a snapshot of a student's achievement. I encourage you to discuss these results with teachers who know your student personally. The M-STEP results should be used with classroom performance information from your child's teachers, benchmark assessment results, and other reflections of those who work closely with your child to provide the most complete picture of your child's progress. Under no circumstances should you or anyone else judge where your child is academically solely based on results on M-STEP, particularly when administered during a pandemic.

Parents/guardians have an important role in setting high expectations and supporting their child in meeting them. If your child needs additional help or wants to learn more about a subject, I encourage you to work with your local educator(s) to find helpful resources. Families, schools, and teachers succeed when they work together to support and inspire student achievement.

Sincerely,

Michael F. Rice, Ph.D.  
State Superintendent  
Michigan Department of Education



## What do my student's overall scores mean?

Student overall scores reflect what students know and can do in relation to Michigan's academic standards. Overall scores are reported in one of four performance levels.

**Advanced** The student's performance exceeds academic content standards and indicates substantial understanding and application of key concepts defined for Michigan students. The student needs support to continue to excel.

**Proficient** The student's performance indicates understanding and application of key academic content standards defined for Michigan students. The student needs continued support to maintain and improve proficiency.

**Partially Proficient** The student's performance is not yet proficient, indicating a partial understanding and application of key academic content standards defined for Michigan students. The student needs assistance to improve achievement.

**Not Proficient** The student's performance is not yet proficient and indicates minimal understanding and application of key academic content standards defined for Michigan students. The student needs intensive intervention and support to improve achievement.

Students who are **Advanced** or **Proficient** have met the 4th grade proficiency standards for the content area. Students who are **Partially Proficient** or **Not Proficient** have not yet met the grade level proficiency standards for the content area.

## Where can I find more information?

> Michigan's Starting Smarter web page provides parent-friendly information and resources for the M-STEP assessments and this parent report. Go to [mi.startingsmarter.org](http://mi.startingsmarter.org).

> The M-STEP webpage at [www.michigan.gov/mstep](http://www.michigan.gov/mstep) has a Parent/Student section with information designed for parents, guardians, and students, including:

- Michigan's Education Assessment System: What It Is, What It Means, and What It Offers
- What Parents Should Know About Assessments
- M-STEP Parent Report Guide
- Parent Report Video for Grades 3-8 and 11 outlining how to read this report
- Online practice for M-STEP, which contains examples of the types of questions your student may have experienced while taking the M-STEP assessments

UIC: 999999999

- ❑ Reorganized with new content based on parent feedback
- ❑ Questions to Ask Your Teacher
- ❑ Translations available in Arabic and Spanish
- ❑ Parent Guides




A companion guide to the grade 4 Parent Report

M-STEP Parent Report Guide

# mme

Michigan Merit Examination



Spring 2021 Michigan  
Interpretive Guide to  
MME (Michigan Merit Exam)  
Reports

November 2021



Spring 2021

## Interpretive Guide to MI-Access Reports

- Functional Independence
- Supported Independence
- Participation

September 2021



Spring 2021

## Interpretive Guide to M-STEP Reports

September 2021



Date

- **OEAA Secure Site**
  - [Secure Site Training Page](http://www.michigan.gov/securesitetraining)  
([www.michigan.gov/securesitetraining](http://www.michigan.gov/securesitetraining))
- **Dynamic Score Reporting Site**
  - [Dynamic Score Reporting User Guide](#)
  - Interpretive Guide to Reports
    - [M-STEP](#)
    - [MI-Access](#)
    - [Early Literacy and Mathematics Benchmarks](#)
  - About this Report document for each report
- **MiLearn**
  - Audience-specific help documents for each report
  - User Guides
    - [Educator](#)
    - [Parent](#)
    - [Student](#)

## Additional Resources and Contacts

mde-oeaa@michigan.gov

Kate Cermak  
cermakk@michigan.gov

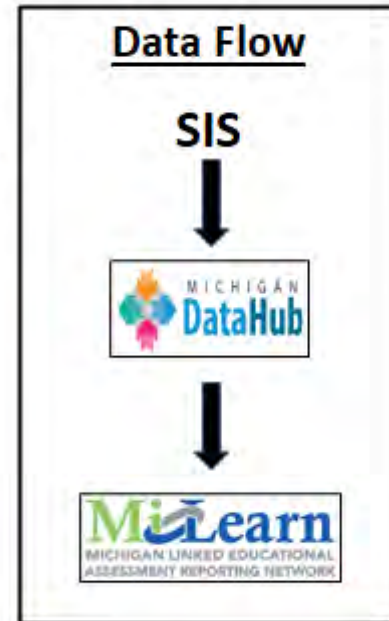
Phoebe Gohs  
gohsp@michigan.gov





## MiLearn Advantages:

- Provide state assessment results to students, parents, and educators electronically
- Log in authentication is handled by the SIS
  - PowerSchool
  - MISTAR-Q
  - Skyward
  - Synergy
  - Infinite Campus
- Rostering data is updated nightly (Including schedule changes, enrollments, withdrawals)
- Transfer student state assessment results are available the next day

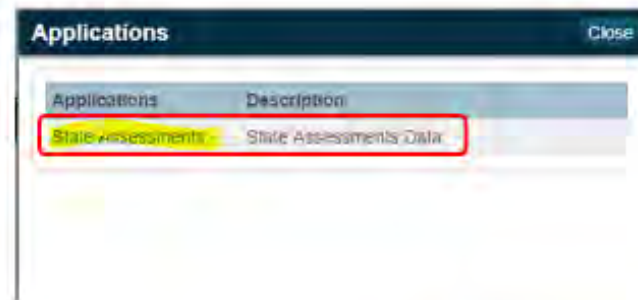


## How to Access MiLearn



Application Launcher can be found on top of:

- Admin Portal
- Teacher Portal
- Student Portal
- Parent Portal



# MiLearn – Current Report Portfolio

- Three years of student-level reporting
- Assessments supported:
  - M-STEP including:
    - PSAT 8/9 for grade 8
    - SAT with Essay for grade 11
    - WorkKeys for grade 11
  - WIDA ACCESS for ELLs
  - WIDA Alternate ACCESS for ELLs
  - MI-Access (educator and parent access only)
  - Early Literacy and Mathematics Benchmark Assessment (ELMBA)

[Full list of available reports](#)

## MiDataHub – District authorization for Milearn

District Authorizations for MILEARN

Authorizations for Reports

Below is a table of the District Authorizations for MILEARN. (You may want to print this table.)

Click on the link to view your configuration.

Click on the link to view the permissions for each of the District Authorizations for MILEARN. (You may want to print this table.)

Click on the link to view the permissions for each of the District Authorizations for MILEARN. (You may want to print this table.)

Click on the link to view the permissions for each of the District Authorizations for MILEARN. (You may want to print this table.)

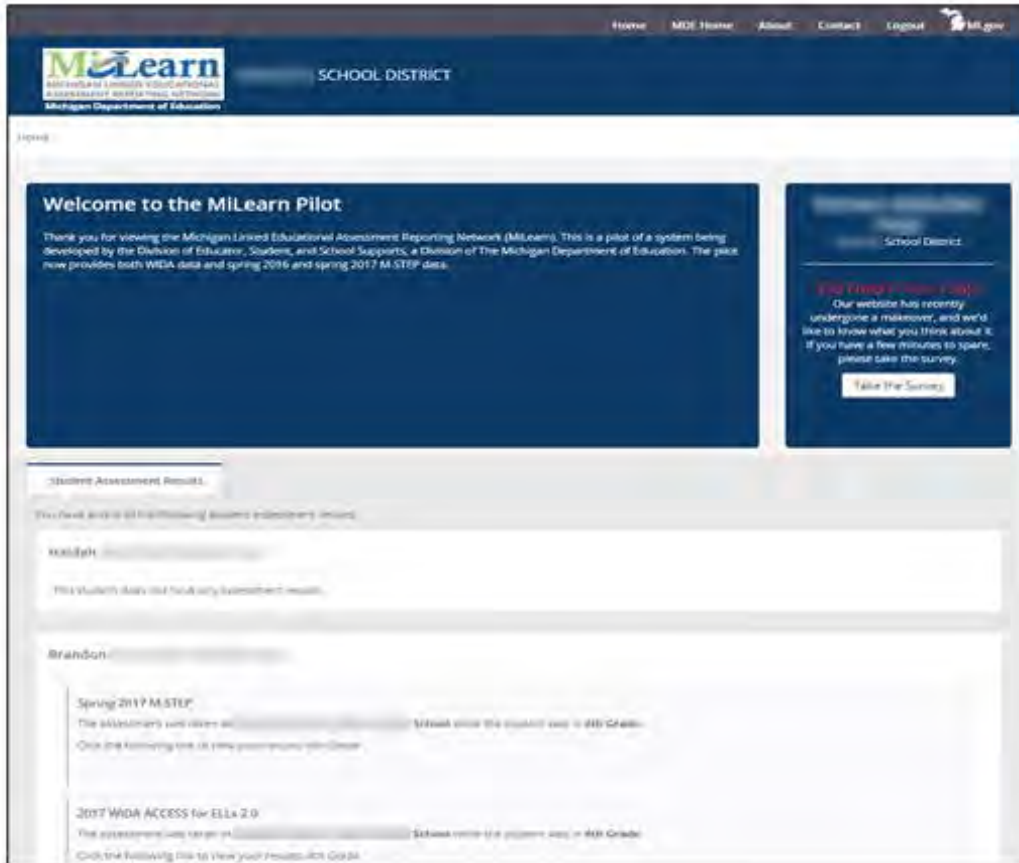
Click on the link to view the permissions for each of the District Authorizations for MILEARN. (You may want to print this table.)

| Group   | Report                         | Student (Only if you are a student) | Parent (Only if you are a parent) | Teacher (Only if you are a teacher) | SEA System Administrator (Only if you are a SEA System Administrator) | Operational Support (Only if you are an Operational Support) |
|---------|--------------------------------|-------------------------------------|-----------------------------------|-------------------------------------|-----------------------------------------------------------------------|--------------------------------------------------------------|
| MILEARN | MILEARN Report Profile         | <input type="checkbox"/>            | <input type="checkbox"/>          | <input type="checkbox"/>            | <input type="checkbox"/>                                              | <input type="checkbox"/>                                     |
| MILEARN | MILEARN Student Report Profile | <input type="checkbox"/>            | <input type="checkbox"/>          | <input type="checkbox"/>            | <input type="checkbox"/>                                              | <input type="checkbox"/>                                     |
| MILEARN | MILEARN Student Report Profile | <input type="checkbox"/>            | <input type="checkbox"/>          | <input type="checkbox"/>            | <input type="checkbox"/>                                              | <input type="checkbox"/>                                     |
| MILEARN | MILEARN Student Report Profile | <input type="checkbox"/>            | <input type="checkbox"/>          | <input type="checkbox"/>            | <input type="checkbox"/>                                              | <input type="checkbox"/>                                     |

### District Authorization

- Technical Contact access to MiDataHub cockpit
- Roles are published over from SIS
- Controls granted roles (configured in SIS) and access to reports

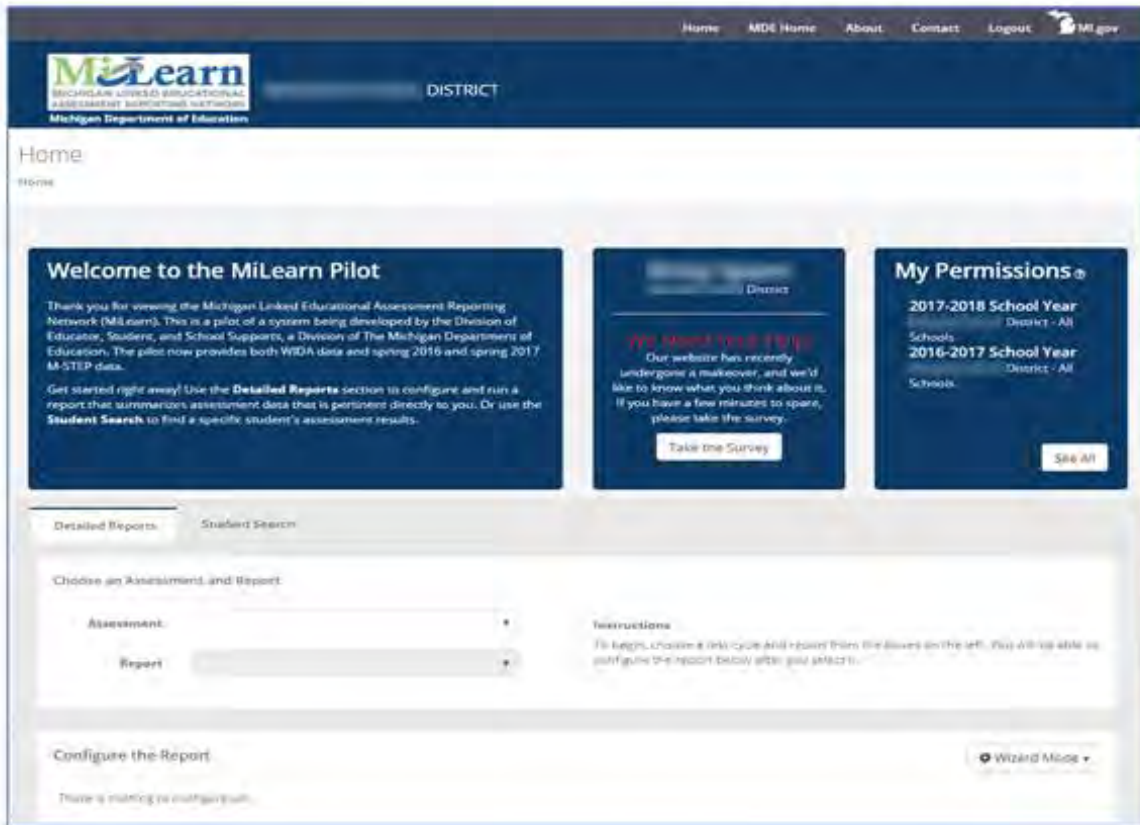
# Parent and Student



Parent  
Landing  
Page



# Educators

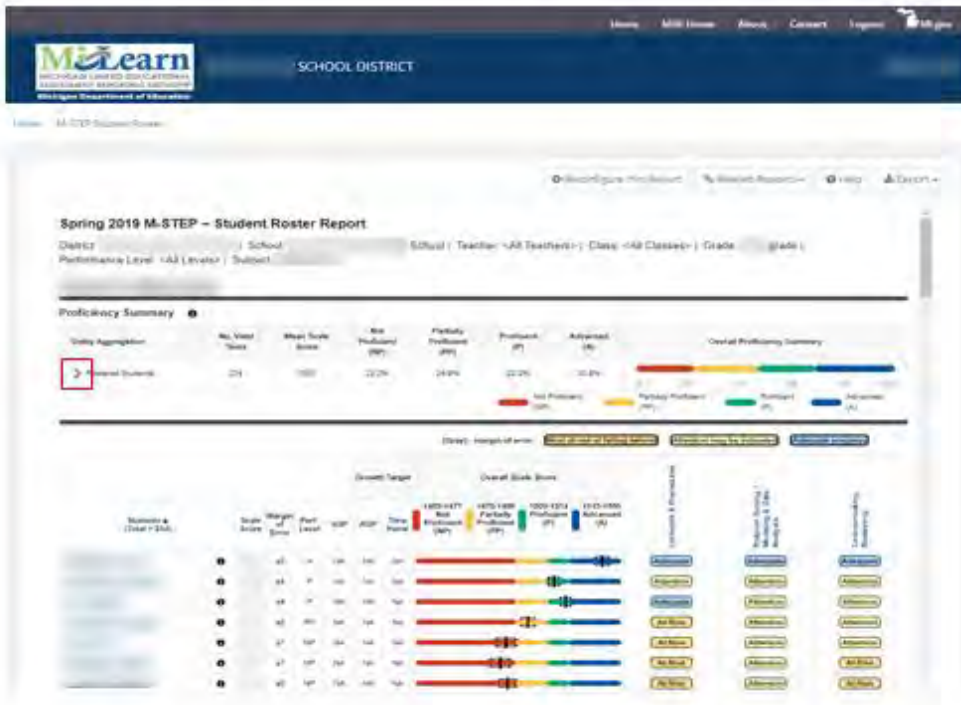


The screenshot shows the MiLearn Educator Landing Page. At the top, there is a navigation bar with links for Home, MDE Home, About, Contact, and Logout, along with a Michigan.gov logo. The main header features the MiLearn logo and the text "MICHIGAN LINKED EDUCATIONAL ASSESSMENT REPORTING NETWORK" and "Michigan Department of Education". Below the header, the page is titled "Home" and "HOME". The main content area is divided into three columns. The first column, "Welcome to the MiLearn Pilot", contains a welcome message and instructions on how to use the system. The second column, "We Moved Your Things", features a red banner and a "Take the Survey" button. The third column, "My Permissions", lists permissions for the 2017-2018 and 2016-2017 school years, with a "See All" button. Below these columns, there are tabs for "Detailed Reports" and "Student Search". The "Detailed Reports" section includes a "Choose an Assessment and Report" area with dropdown menus for "Assessment" and "Report", and a "Configure the Report" section with a "Wizard Mode" button. The "Student Search" section is currently empty.

Educator  
Landing  
Page



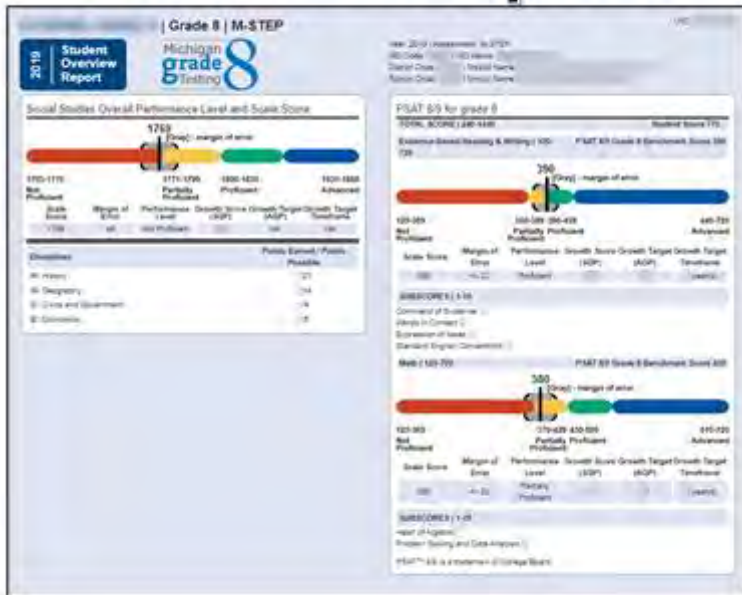
## M-STEP Student Roster Report




Aligned with Dynamic Score Reporting



## Grade 8 Report





## MME Report





## MI-Access FI Student Roster Report Student Writing Response



Download individually  
  
or all in bulk  




## WIDA Student Roster Report

**2017 WIDA ACCESS for ELLs 2.0 - Student Roster**

District: [Redacted] Grade: Sixth

School: [Redacted]

Teacher: [Redacted]

Class: [Redacted]

| STUDENT NAME<br>STATE STUDENT ID<br>(First, Last) | Title | Career | Listening   |             | Speaking    |             | Reading     |             | Writing     |             | Oral Language |             | Literacy    |             | Cut<br>Score |
|---------------------------------------------------|-------|--------|-------------|-------------|-------------|-------------|-------------|-------------|-------------|-------------|---------------|-------------|-------------|-------------|--------------|
|                                                   |       |        | Scale Score | Prof. Level | Scale Score | Prof. Level | Scale Score | Prof. Level | Scale Score | Prof. Level | Scale Score   | Prof. Level | Scale Score | Prof. Level |              |
| [Redacted]                                        | C     | 44     | 420         | 8.0         | 252         | 2.0         | 176         | 2.0         | 342         | 3.0         | 144           | 6.0         | 233         | 3.0         | 31           |
| [Redacted]                                        | C     | 44     | 446         | 8.0         | 301         | 3.0         | 406         | 8.0         | 350         | 3.0         | 402           | 6.0         | 371         | 4.0         | 40           |
| [Redacted]                                        | C     | 44     | 399         | 8.0         | 285         | 2.0         | 180         | 2.0         | 326         | 3.0         | 292           | 6.0         | 343         | 3.0         | 41           |
| [Redacted]                                        | C     | 44     | 318         | 6.0         | 242         | 1.0         | 149         | 1.0         | 247         | 1.0         | 155           | 4.0         | 248         | 1.0         | 39           |
| [Redacted]                                        | C     | 44     | 314         | 6.0         | 243         | 2.0         | 152         | 2.0         | 254         | 2.0         | 179           | 4.0         | 263         | 3.0         | 37           |
| [Redacted]                                        | A     | 44     | 386         | 7.0         | 286         | 2.0         | 136         | 2.0         | 279         | 2.0         | 227           | 5.0         | 300         | 2.0         | 32           |
| [Redacted]                                        | C     | 44     | 489         | 9.0         | 321         | 3.0         | 188         | 4.0         | 343         | 3.0         | 402           | 6.0         | 380         | 3.0         | 30           |
| [Redacted]                                        | C     | 44     | 430         | 8.0         | 304         | 4.0         | 188         | 3.0         | 283         | 4.0         | 286           | 5.0         | 270         | 3.0         | 41           |

C=All Scores are computed after all 8 domains have been computed.  
 S=Not available = Student Score is Partial and a Non-Scaling Score of Report, Inventory, Diagnostic, or Deferred Score (Maximum 24)  
 A=Not available = Student Score is Partial and a Non-Scaling Score of Report, Inventory, Diagnostic, or Deferred Score (Maximum 24)

C=Overall Score = 25% Reading + 25% Writing + 25% Listening + 25% Speaking  
 S=Overall Score = 40% Reading + 40% Writing + 40% Listening + 40% Speaking  
 A=Overall Score = 55% Reading + 55% Writing + 55% Listening + 55% Speaking

Display Questions: (What are the best of performance for this student based) (Available for the WIDA user if user has access)

Page 1 of 1

**WIDA ACCESS  
for ELL:**





# Questions?

[hallt@Michigan.gov](mailto:hallt@Michigan.gov)



# Michigan DataHub



# Assessment API

## API – Application Programming Interface

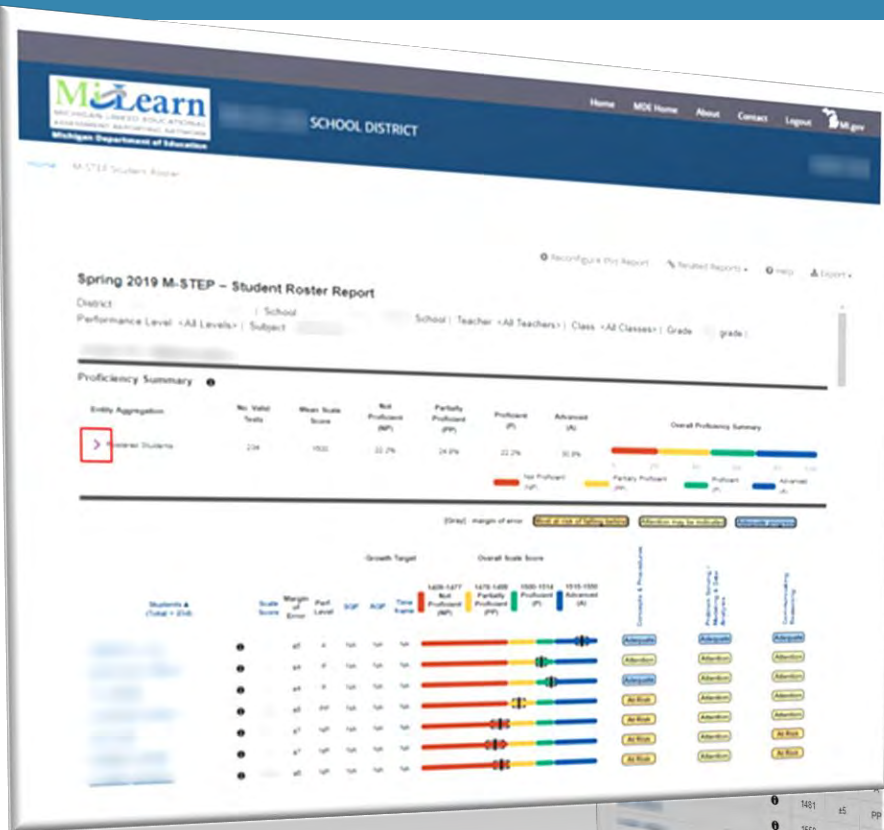
- A common method for disparate systems to access a data source
  - Twitter Feed
  - Travelocity/Expedia/Trivago
  - MiLearn

# Assessment API

## Assessment API

- Collaboration with MiDataHub, CEPI, and MDE
- Per district opt-in
- 3 years of M-STEP assessment results
- 3 years of PSAT/SAT
- WIDA in development
- Future Data
  - MI-Access
- Over 400 districts updated weekly
- Consumable by all SIS vendors

## API Benefit Example

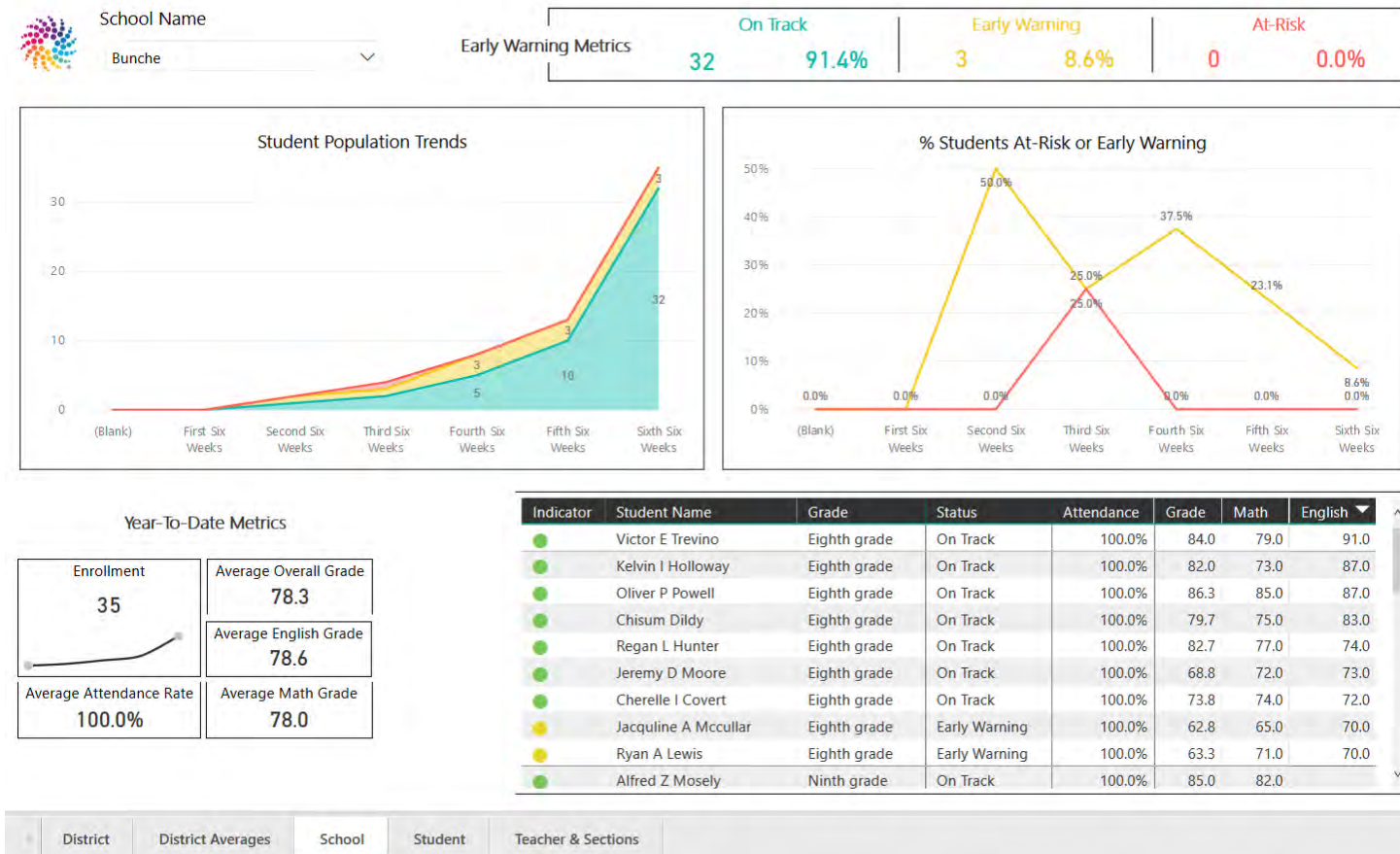


2 Different Systems - Same Reports

# Dashboards/Visualizations

## Power BI Visualizations

- Long-term goal of MiDataHub
- Interactive filtering





## MiDataHub

- Don Dailey
  - [ddailey@gomaisa.org](mailto:ddailey@gomaisa.org)

## MDE

- John Price
  - [PriceJ2@michigan.gov](mailto:PriceJ2@michigan.gov)

# The Future

Over the next several years OEAA plans to merge the Dynamic Score Reporting Site and MiLearn into a single reporting system.

- Keep the best features of each system
- Remove redundancy

If you are interested in providing input and feedback please email [cermakk@michigan.gov](mailto:cermakk@michigan.gov) with your contact information.

