

FOR THE PEOPLE
FOR EDUCATION
FOR SCIENCE

LIBRARY
.OF
THE AMERICAN MUSEUM
OF
NATURAL HISTORY

59.82:14.71 (42.1)
91

CATALOGUE OF THE SPECIMENS

ILLUSTRATING THE

O S T E O L O G Y

OF

VERTEBRATED ANIMALS,
RECENT AND EXTINCT,

CONTAINED IN

T H E M U S E U M

OF

THE ROYAL COLLEGE OF SURGEONS OF ENGLAND.

PART III.

Class AVES.

BY

R. BOWDLER SHARPE, LL.D.

L O N D O N :

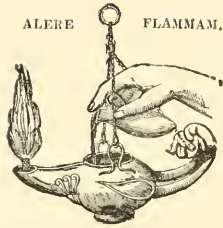
PRINTED FOR THE COLLEGE;

AND SOLD BY

TAYLOR AND FRANCIS, RED LION COURT, FLEET STREET.

MDCCCXCI.

ALERE FLAMMAM.



PRINTED BY TAYLOR AND FRANCIS,
RED LION COURT, FLEET STREET.

PREFACE.

1866 H. 18 March 1

IN this Catalogue of Avian skeletons in the Museum of the College of Surgeons, the author has endeavoured to assign to the species the most recent accepted name, to which has been appended some of the most important synonyms.

The general plan adopted in Professor Flower's 'Catalogue of Mammalia' has been followed in the present volume; but it has been thought better to introduce a few illustrations, to enable the students who may not have the specimens immediately before them to comprehend the characters described in the text of the work.

It has been considered advisable to commence a new series of numbers with the present Catalogue, and in future the Avian specimens will be distinguished from the Mammalian by the addition of an asterisk; thus:—*24, &c.

In conclusion, the author begs to thank Professor STEWART for his kind assistance throughout the preparation of the work, especially in the examination of certain difficult points of structure. To Dr. R. W. SHUFELDT he is also extremely indebted

for his kindness in looking over the sheets as they were passing through the press and for suggesting many alterations and improvements. The references given do not aim at a complete synonymy, which would have been beyond the province of the present Catalogue ; but a few names of papers and figures of different osteological specimens have been quoted wherever they have been deemed useful to the student.

R. B. S.

British Museum (Natural History),
November 13, 1891.

SYSTEMATIC INDEX.

[Extinct species are denoted by an asterisk.]

	Page
Subclass PASSERIFORMES	1
Order I. PICO-PASSERES	3
Suborder I. <i>PASSERES</i>	3
Division A. Passeres Acromyodi, or Oscines	5
Subdivision A. PASSERES NORMALES	6
Family CORVIDÆ	6
Genus <i>Trypanocorax, Sund.</i>	7
<i>frugilegus (L.)</i>	7
Genus <i>Corvus, L.</i>	8
<i>corax, L.</i>	8
<i>coronoides, Vig.</i>	9
Genus <i>Colæus, Kaup</i>	9
<i>monedula (L.)</i>	9
Genus <i>Corone, Kaup</i>	10
<i>cornix (L.)</i>	10
<i>corone (L.)</i>	10
<i>australis (Gould)</i>	11
<i>tenuirostris (Moore)</i>	11
Genus <i>Microcorax, Sharpe</i>	11
<i>jamaicensis (Gm.)</i>	11
Genus <i>Nucifraga, Briss.</i>	12
<i>caryocatactes (L.)</i>	12
Genus <i>Pica, Briss.</i>	13
<i>pica (L.)</i>	13
Genus <i>Dendrocitta, Gould</i>	13
<i>rufa (Scop.)</i>	13
<i>himalayensis, Blyth</i>	14

Family CORVIDÆ (<i>continued</i>).	Page
Genus <i>Cissa</i> , <i>Boie</i>	14
<i>ehinensis</i> (<i>Bodd.</i>)	14
Genus <i>Garrulus</i> , <i>Briss.</i>	14
<i>glandarius</i> (<i>L.</i>)	14
<i>bispecularis</i> , <i>Vig.</i>	15
Genus <i>Cyanocitta</i> , <i>Strickl.</i>	15
<i>cristata</i> (<i>L.</i>)	15
Genus <i>Graeculus</i> , <i>Koch</i>	15
<i>graeculus</i> (<i>L.</i>)	15
Genus <i>Corcorax</i> , <i>Less.</i>	16
<i>melanorhamphus</i> (<i>Vieill.</i>)	16
Family PARADISEIDÆ	16
Subfamily EPIMACHINÆ	17
Genus <i>Ptilorhis</i> , <i>Swains.</i>	17
<i>paradisea</i> , <i>Swains.</i>	17
Subfamily PARADISEINÆ	18
Genus <i>Paradisea</i> , <i>L.</i>	18
<i>minor</i> , <i>Shaw</i>	18
Family PTILONORHYNCHIDÆ.	18
Genus <i>Ptilonorhynchus</i> , <i>Kuhl</i>	18
<i>holosericeus</i> , <i>Kuhl</i>	18
Genus <i>Ælurædus</i> , <i>Cal.</i>	19
<i>viridis</i> (<i>Lath.</i>)	19
Genus <i>Chlamydodera</i> , <i>Gould</i>	19
<i>guttata</i> , <i>Gould</i>	19
Genus <i>Sericulus</i> , <i>Swains.</i>	20
<i>melinus</i> (<i>Lath.</i>)	20
Family STURNIDÆ	20
Genus <i>Sturnus</i> , <i>L.</i>	20
<i>vulgaris</i> , <i>L.</i>	21
<i>menzbieri</i> , <i>Sharpe</i>	22
Genus <i>Pastor</i> , <i>Temm.</i>	22
<i>roseus</i> (<i>L.</i>)	22

Family STURNIDÆ (<i>continued</i>).	Page
Genus <i>Sturnopastor</i> , <i>Hodgs.</i>	22
<i>contra</i> (<i>L.</i>)	22
Genus <i>Dilophus</i> , <i>V.</i>	23
<i>carunculatus</i> (<i>Gm.</i>)	23
Family EULABETIDÆ	23
Genus <i>Eulabes</i> , <i>Cuv.</i>	23
<i>intermedius</i> (<i>A. Hay</i>)	23
<i>religiosus</i> (<i>L.</i>)	23
Genus <i>Temenuchus</i> <i>Cab.</i>	24
<i>pagodarum</i> (<i>Gm.</i>)	24
Genus <i>Acridotheres</i> , <i>V.</i>	24
<i>tristis</i> (<i>L.</i>)	24
Genus <i>Lamprocolius</i> , <i>Suml.</i>	25
<i>purpureus</i> (<i>P. L. S. Müll.</i>)	25
Genus <i>Heteralocha</i> , <i>Cab.</i>	25
<i>acutirostris</i> (<i>Gould</i>)	25
Family ARTAMIDÆ	26
Genus <i>Artamus</i> , <i>V.</i>	26
<i>fuscus</i> , <i>Vicill.</i>	26
<i>leucogaster</i> (<i>Valenc.</i>)	27
<i>sordidus</i> (<i>Lath.</i>)	27
<i>personatus</i> (<i>Gould</i>)	27
Family DICRURIDÆ	27
Genus <i>Chibia</i> , <i>Hodgs.</i>	27
<i>hottentotta</i> (<i>L.</i>)	27
<i>bracteata</i> (<i>Gould</i>)	28
Genus <i>Buchanga</i> , <i>Hodgs.</i>	28
<i>pyrrhops</i> (<i>Hodgs.</i>)	28
Genus <i>Dicranostreptus</i> , <i>Reichenb.</i>	29
<i>megarhynchus</i> (<i>Q. & G.</i>)	29
Family ORIOLIDÆ	29
Genus <i>Oriolus</i> , <i>L.</i>	29
<i>melanocephalus</i> , <i>L.</i>	29

Family ORIOLIDÆ (<i>continued</i>).	Page
Genus <i>Mimeta</i> , <i>Vig. & Horsf.</i>	30
<i>viridis</i> (<i>Lath.</i>)	30
Genus <i>Sphecotheres</i> , <i>V.</i>	30
<i>maxillaris</i> (<i>Lath.</i>)	30
Family ICTERIDÆ	31
Genus <i>Cassicus</i> , <i>Briss.</i>	31
<i>persicus</i> (<i>L.</i>)	31
Genus <i>Molothrus</i> , <i>Swains.</i>	32
<i>bonariensis</i> (<i>Gm.</i>)	32
Genus <i>Agelæus</i> , <i>V.</i>	32
<i>phœnicæus</i> (<i>L.</i>)	32
<i>humeralis</i> (<i>Vig.</i>)	32
Genus <i>Nesopsar</i> , <i>Scl.</i>	33
<i>nigerrimus</i> (<i>Osburn</i>)	33
Genus <i>Sturnella</i> , <i>V.</i>	33
<i>neglecta</i> , <i>Audub.</i>	33
Genus <i>Scolecophagus</i> , <i>Swains.</i>	33
<i>ferrugineus</i> (<i>Gm.</i>)	33
Genus <i>Icterus</i> , <i>Briss.</i>	34
<i>jamacai</i> (<i>Gm.</i>)	34
<i>leucopteryx</i> (<i>Wagl.</i>)	34
Family PLOCEIDÆ	34
Genus <i>Vidua</i> , <i>Cuv.</i>	35
<i>principalis</i> (<i>L.</i>)	35
Genus <i>Steganura</i> , <i>Reichenb.</i>	35
<i>paradisea</i> (<i>L.</i>)	35
Genus <i>Pyromelana</i> , <i>Bp.</i>	35
<i>oryx</i> (<i>L.</i>)	35
<i>afra</i> (<i>Gm.</i>)	35
Genus <i>Quelea</i> , <i>Reichenb.</i>	36
<i>quelea</i> (<i>L.</i>)	36
Genus <i>Spermestes</i> , <i>Swains.</i>	36
<i>nana</i> (<i>Pucher.</i>)	36
Genus <i>Stictospiza</i> , <i>Sharpe</i>	36
<i>formosa</i> (<i>Lath.</i>)	36
Genus <i>Amadina</i> , <i>Swains.</i>	37
<i>fasciata</i> (<i>Gm.</i>)	37

Family PLOCEIDÆ (<i>continued</i>).	Page
Genus <i>Steganopleura</i> , <i>Reichenb.</i>	37
<i>guttata</i> (<i>Shaw</i>)	37
Genus <i>Hypochæra</i> , <i>Bp.</i>	38
<i>ænea</i> , <i>Hartl.</i>	38
Genus <i>Tæniopygia</i> , <i>Reichenb.</i>	38
<i>castanotis</i> (<i>Gould</i>)	38
Genus <i>Sporæginthus</i> , <i>Cab.</i>	38
<i>subflavus</i> (<i>Vieill.</i>)	38
Genus <i>Munia</i> , <i>Hodgs.</i>	39
<i>oryzivora</i> (<i>L.</i>)	39
<i>maja</i> (<i>L.</i>)	39
<i>punctulata</i> (<i>L.</i>)	39
Genus <i>Uroloncha</i> , <i>Cab.</i>	40
<i>acuticauda</i> (<i>Hodgs.</i>)	40
Genus <i>Poephila</i> , <i>Gould</i>	40
<i>cineta</i> , <i>Gould</i>	40
<i>gouldiæ</i> , <i>Gould</i>	40
Genus <i>Neochmia</i> , <i>Bp.</i>	41
<i>phaeton</i> (<i>Homb. & Jucq.</i>)	41
Genus <i>Estrilda</i> , <i>Swins.</i>	41
<i>cinerea</i> (<i>Vieill.</i>)	41
Genus <i>Sporopipes</i> , <i>Cab.</i>	42
<i>frontalis</i> (<i>Daud.</i>)	42
Genus <i>Sitagra</i> , <i>Reichenb.</i>	42
<i>capensis</i> (<i>L.</i>)	42
Genus <i>Ploceus</i> , <i>Cuv.</i>	42
<i>atrigula</i> , <i>Hodgs.</i>	42
Family CÆREBIDÆ	43
Genus <i>Glossiptila</i> , <i>Scl.</i>	43
<i>ruficollis</i> (<i>Gm.</i>)	43
Family TANAGRIDÆ	43
Genus <i>Euphonia</i> , <i>Desm.</i>	43
<i>violacea</i> (<i>L.</i>)	43
Genus <i>Calliste</i> , <i>Boie</i>	43
<i>fastuosa</i> (<i>Less.</i>)	43

Family TANAGRIDÆ (<i>continued</i>).	
Genus <i>Tanagra</i> , <i>L.</i>	44
<i>cana</i> , <i>Swains.</i>	44
<i>cyanoptera</i> (<i>Vieill.</i>)	44
<i>ornata</i> , <i>Sparrm.</i>	44
Genus <i>Spindalis</i> , <i>J. & S.</i>	45
<i>nigricephala</i> (<i>Jameson</i>)	45
Genus <i>Rhamphocelus</i> , <i>Desm.</i>	45
<i>brasilus</i> (<i>L.</i>)	45
Genus <i>Pyranga</i> , <i>V.</i>	45
<i>rubra</i> (<i>L.</i>)	45
<i>erythromelas</i> , <i>Vieill.</i>	46
Family FRINGILLIDÆ	46
Subfamily COCCOTHAUSTINÆ	46
Genus <i>Coccothraustes</i> , <i>Briss.</i>	46
<i>coccothraustes</i> (<i>L.</i>)	46
Genus <i>Chloris</i> , <i>Cuv.</i>	47
<i>chloris</i> (<i>L.</i>)	47
Genus <i>Mycerobas</i> , <i>Cab.</i>	47
<i>melanoxanthus</i> (<i>Hodgs.</i>)	47
Genus <i>Hedymeles</i> , <i>Cab.</i>	47
<i>ludovicianus</i> (<i>L.</i>)	47
Genus <i>Spermophila</i> , <i>Swains.</i>	48
<i>albigularis</i> (<i>Spix</i>)	48
Genus <i>Loxigilla</i> , <i>Less.</i>	48
<i>violacea</i> (<i>L.</i>)	48
<i>anoxantha</i> (<i>Gosse</i>)	48
Genus <i>Phonipara</i> , <i>Bp.</i>	48
<i>marchii</i> , <i>Baird</i>	48
Genus <i>Cardinalis</i> , <i>Bp.</i>	49
<i>cardinalis</i> (<i>L.</i>)	49
Subfamily FRINGILLINÆ	49
Genus <i>Fringilla</i> , <i>L.</i>	49
<i>cælebs</i> , <i>L.</i>	49
<i>montifringilla</i> , <i>L.</i>	50
Genus <i>Carduelis</i> , <i>Briss.</i>	50
<i>carduelis</i> (<i>L.</i>)	50
<i>major</i> , <i>Tacz.</i>	50

Family FRINGILLIDÆ (*continued*).Subfamily FRINGILLINÆ (*continued*).

	Page
Genus <i>Chrysomitris</i> , <i>Boie</i>	51
<i>spinus</i> (<i>L.</i>)	51
Genus <i>Acanthis</i> , <i>Bechst.</i>	51
<i>cannabina</i> (<i>L.</i>)	51
<i>linaria</i> (<i>L.</i>)	51
Genus <i>Bycanetes</i> , <i>Cab.</i>	52
<i>githaginea</i> (<i>Licht.</i>)	52
Genus <i>Petronia</i> , <i>Kaup</i>	52
<i>dentata</i> (<i>Sund.</i>)	52
Genus <i>Passer</i> , <i>Briss.</i>	52
<i>domesticus</i> (<i>L.</i>)	52
<i>montanus</i> (<i>L.</i>)	53
<i>diffusus</i> (<i>Smith</i>)	53
<i>euchlorus</i> (<i>Licht.</i>)	54
Genus <i>Serinus</i> , <i>Koch</i>	54
<i>serinus</i> (<i>L.</i>)	54
<i>canaria</i> (<i>L.</i>)	54
<i>ieterus</i> (<i>Vieill.</i>)	55
Genus <i>Sycalis</i> , <i>Boie</i>	55
<i>flavcola</i> (<i>L.</i>)	55
Genus <i>Carpodacus</i> , <i>Kaup</i>	55
<i>erythrinus</i> (<i>Pall.</i>)	55
Genus <i>Loxia</i> , <i>L.</i>	56
<i>curvirostra</i> , <i>L.</i>	56
Genus <i>Pyrrhula</i> , <i>Briss.</i>	56
<i>pyrrhula</i> (<i>L.</i>)	56
<i>europæa</i> , <i>Vieill.</i>	57
Subfamily EMBERIZINÆ	57
Genus <i>Emberiza</i> , <i>Briss.</i>	57
<i>schœniclus</i> , <i>L.</i>	57
<i>citrinella</i> , <i>L.</i>	57
<i>hortulana</i> , <i>L.</i>	58
Genus <i>Miliaria</i> , <i>Brehm</i>	58
<i>miliaria</i> (<i>L.</i>)	58
Genus <i>Plectrophenax</i> , <i>Stejn.</i>	58
<i>nivalis</i> (<i>L.</i>)	58

Family FRINGILLIDÆ (<i>continued</i>).	
Subfamily EMBERIZINÆ (<i>continued</i>).	
Genus <i>Cyanospiza</i> , <i>Baird</i>	Page 59
<i>cyanca</i> (<i>L.</i>)	59
Genus <i>Ammodromus</i> , <i>Swains.</i>	59
<i>savannarum</i> (<i>Gm.</i>)	59
Genus <i>Paroaria</i> , <i>Bp.</i>	59
<i>capitata</i> (<i>D'Orb.</i>)	59
<i>cueullata</i> (<i>Lath.</i>)	60
<i>larvata</i> (<i>Bodd.</i>)	60
Family ALAUDIDÆ	60
Genus <i>Otocorys</i> , <i>Bp.</i>	60
<i>praticola</i> , <i>Hensh.</i>	60
Genus <i>Alauda</i> , <i>L.</i>	61
<i>arvensis</i> , <i>L.</i>	61
Genus <i>Lullula</i> , <i>Kaup</i>	61
<i>arborea</i> (<i>L.</i>)	61
Genus <i>Galerita</i> , <i>Boie</i>	62
<i>cristata</i> (<i>L.</i>)	62
Genus <i>Mirafra</i> , <i>Horsf.</i>	62
<i>horsfieldi</i> , <i>Gould</i>	62
Genus <i>Pyrrhulauda</i> , <i>Smith</i>	62
<i>leucotis</i> (<i>Stanl.</i>)	62
Family MOTACILLIDÆ	63
Genus <i>Motacilla</i> , <i>L.</i>	63
<i>lugubris</i> , <i>Temm.</i>	63
<i>melanope</i> , <i>Pall.</i>	63
<i>borealis</i> (<i>Sundev.</i>)	63
Genus <i>Anthus</i> , <i>Bechst.</i>	64
<i>pratensis</i> , <i>L.</i>	64
<i>campestris</i> , <i>L.</i>	64
<i>spipolletta</i> (<i>L.</i>)	64
Family MNIOTILTIDÆ	65
Genus <i>Sciurus</i> , <i>Swains.</i>	65
<i>aurocapillus</i> (<i>L.</i>)	65
<i>motacilla</i> (<i>Vicill.</i>)	65

Family MNIOTILTIDÆ (<i>continued</i>).	
Genus <i>Dendroæca</i> , <i>Gray</i>	65
<i>æstiva</i> (<i>Gm.</i>)	65
Genus <i>Parula</i> , <i>Bp.</i>	66
<i>americana</i> (<i>L.</i>)	66
Genus <i>Mniotilta</i> , <i>V.</i>	66
<i>varia</i> (<i>L.</i>)	66
Family CERTHIDÆ	67
Genus <i>Certhia</i> , <i>L.</i>	67
<i>familiaris</i> , <i>L.</i>	67
Genus <i>Salpornis</i> , <i>Gray</i>	67
<i>spilonota</i> , <i>Frankl.</i>	67
Genus <i>Sitta</i> , <i>L.</i>	68
<i>cæsia</i> , <i>Wolf</i>	68
Genus <i>Sittella</i> , <i>Swains.</i>	68
<i>pileata</i> , <i>Gould</i>	68
<i>chrysoptera</i> (<i>Lath.</i>)	68
Genus <i>Climacteris</i> , <i>Temm.</i>	69
<i>leucophæa</i> (<i>Lath.</i>)	69
Family DICÆIDÆ	69
Genus <i>Pardalotus</i> , <i>V.</i>	69
<i>affinis</i> , <i>Gould</i>	69
Family MELIPHAGIDÆ	69
Genus <i>Meliornis</i> , <i>Gray</i>	69
<i>novæ hollandiæ</i> (<i>Lath.</i>)	69
<i>longirostris</i> (<i>Gould</i>)	70
<i>sericea</i> (<i>Gould</i>)	70
Genus <i>Lichmera</i> , <i>Cab.</i>	70
<i>australasiana</i> (<i>Shaw</i>)	70
Genus <i>Glyciphila</i> , <i>Swains.</i>	71
<i>fulvifrons</i> (<i>Lewin</i>)	71
Genus <i>Stigmatops</i> , <i>Gould</i>	71
<i>subocularis</i> (<i>Gould</i>)	71

Family MELIPHAGIDÆ (*continued*).

	Page
Genus <i>Ptilotis</i> , <i>Swains.</i>	71
<i>flavigula</i> , <i>Gould</i>	71
<i>ornata</i> , <i>Gould</i>	72
<i>fusea</i> (<i>Gould</i>)	72
Genus <i>Xanthomyza</i> , <i>Swains.</i>	72
<i>phrygia</i> (<i>Lath.</i>)	72
Genus <i>Acanthochæra</i> , <i>V. & H.</i>	72
<i>carunculata</i> (<i>Lath.</i>)	73
Genus <i>Anellobia</i> , <i>Cab.</i>	73
<i>lunulata</i> (<i>Gould</i>)	73
Genus <i>Tropidorhynchus</i> , <i>V. & H.</i>	73
<i>corniculatus</i> (<i>Lath.</i>)	73
Genus <i>Acanthorhynchus</i> , <i>Gould</i>	74
<i>superciliosus</i> , <i>Gould</i>	74
Genus <i>Myzomela</i> , <i>V. & H.</i>	74
<i>nigra</i> , <i>Gould</i>	74
<i>sanguinolenta</i> (<i>Lath.</i>)	74
Genus <i>Entomyza</i> , <i>Swains.</i>	75
<i>cyanotis</i> (<i>Lath.</i>)	75
Genus <i>Melithreptus</i> , <i>V.</i>	75
<i>validirostris</i> (<i>Gould</i>)	75
<i>melanocephalus</i> , <i>Gould</i>	75
Genus <i>Myzantha</i> , <i>V. & H.</i>	76
<i>garrula</i> (<i>Lath.</i>)	76
Genus <i>Prothemadera</i> , <i>Gray</i>	76
<i>novæ zealandiæ</i> (<i>Gm.</i>)	76
 Family PARIDÆ	 76
Genus <i>Parus</i> , <i>L.</i>	76
<i>major</i> , <i>L.</i>	76
<i>cæruleus</i> , <i>L.</i>	77
<i>britannicus</i> , <i>Sharpe & Dresser</i>	77
Genus <i>Lophophanes</i> , <i>Kaup</i>	77
<i>cristatus</i> (<i>L.</i>)	77
Genus <i>Aeredula</i> , <i>Koch</i>	78
<i>caudata</i> (<i>L.</i>)	78
Genus <i>Panurus</i> , <i>Koch</i>	78
<i>biarmicus</i> (<i>L.</i>)	78

	Page
Family REGULIDÆ	79
Genus <i>Regulus</i> , <i>Cuv.</i>	79
<i>cristatus</i> , <i>Koch</i>	79
Family LANIIDÆ	79
Genus <i>Falunculus</i> , <i>V.</i>	79
<i>leucogaster</i> (<i>Gould</i>)	79
<i>frontatus</i> (<i>Lath.</i>)	79
Genus <i>Lanius</i> , <i>L.</i>	80
<i>minor</i> , <i>Gm.</i>	80
<i>excubitor</i> , <i>L.</i>	81
<i>collyrio</i> , <i>L.</i>	81
<i>magnirostris</i> , <i>Less.</i>	81
Genus <i>Strepera</i> , <i>Less.</i>	82
<i>graculina</i> (<i>White</i>)	82
<i>arguta</i> , <i>Gould</i>	82
Genus <i>Gymnorhina</i> , <i>Gray</i>	82
<i>organicum</i> , <i>Gould</i>	82
Genus <i>Cracticus</i> , <i>V.</i>	83
<i>nigrigularis</i> (<i>Gould</i>)	83
<i>cinereus</i> (<i>Gould</i>)	83
Genus <i>Struthidea</i> , <i>Gould</i>	83
<i>cinerea</i> , <i>Gould</i>	83
Genus <i>Collyriocincla</i> , <i>V. & H.</i>	84
<i>rectirostris</i> , <i>J. & S.</i>	84
Genus <i>Pinarolestes</i> , <i>Sharpe</i>	84
<i>rufiventris</i> (<i>Gould</i>)	84
Genus <i>Oreoica</i> , <i>Gould</i>	84
<i>cristata</i> (<i>Lewin</i>)	84
Genus <i>Pachycephala</i> , <i>V. & H.</i>	85
<i>olivacea</i> , <i>V. & H.</i>	85
<i>gutturalis</i> (<i>Lath.</i>)	85
Genus <i>Eopsaltria</i> , <i>Swains.</i>	85
<i>australis</i> (<i>White</i>)	85
<i>griseogularis</i> , <i>Gould</i>	86
Family AMPELIDÆ	86
Genus <i>Ampelis</i> , <i>L.</i>	86
<i>garrulus</i> , <i>L.</i>	86

	Page
Family TURDIDÆ	87
Genus <i>Sylvia</i> , <i>Scop.</i>	87
<i>hortensis</i> (<i>Bechst.</i>)	87
<i>atricapilla</i> (<i>L.</i>)	87
Genus <i>Phylloscopus</i> , <i>Boie</i>	87
<i>borealis</i> (<i>Blasius</i>)	87
<i>trochilus</i> (<i>L.</i>)	88
Genus <i>Acanthiza</i> , <i>V. & H.</i>	88
<i>nana</i> , <i>V. & H.</i>	88
Genus <i>Acrocephalus</i> , <i>Naum.</i>	88
<i>australis</i> , <i>Gould</i>	88
Genus <i>Oreocichla</i> , <i>Gould</i>	89
<i>lunulata</i> (<i>Lath.</i>)	89
Genus <i>Geocichla</i> , <i>Gould</i>	89
<i>cyanonotus</i> (<i>J. & S.</i>)	89
<i>citrina</i> (<i>Lath.</i>)	89
Genus <i>Turdus</i> , <i>L.</i>	90
<i>iliacus</i> , <i>L.</i>	90
<i>musicus</i> , <i>L.</i>	90
<i>viscivorus</i> , <i>L.</i>	91
<i>pilaris</i> , <i>L.</i>	91
<i>migratorius</i> , <i>L.</i>	91
<i>jamaicensis</i> , <i>Gm.</i>	92
Genus <i>Merula</i> , <i>Leach</i>	92
<i>merula</i> (<i>L.</i>)	92
Genus <i>Erythacus</i> , <i>Cuv.</i>	92
<i>luscinia</i> (<i>L.</i>)	92
<i>rubecula</i> (<i>L.</i>)	93
<i>calliope</i> (<i>Pall.</i>)	93
Genus <i>Ruticilla</i> , <i>C. L. Brehm</i>	94
<i>phœnicurus</i> (<i>L.</i>)	94
Genus <i>Copsychus</i> , <i>Wagl.</i>	94
<i>sularis</i> (<i>L.</i>)	94
Genus <i>Saxicola</i> , <i>Bechst.</i>	94
<i>cœnanthe</i> (<i>L.</i>)	94
Genus <i>Sialia</i> , <i>Swains.</i>	95
<i>arctica</i> (<i>Swains. & Richardson</i>)	95
Genus <i>Myiadectes</i> , <i>Swains.</i>	95
<i>genibarbis</i> , <i>Swains.</i>	95
<i>solitarius</i> , <i>Baird</i>	95

	Page
Family MIMIDÆ	96
Genus <i>Mimus</i> , <i>Boic</i>	96
<i>orphanus</i> (<i>L.</i>)	96
<i>hillii</i> , <i>March</i>	96
Genus <i>Galeoscoptes</i> , <i>Cab.</i>	96
<i>carolinensis</i> (<i>L.</i>)	96
 Family TROGLODYTIDÆ	 97
Genus <i>Anorthura</i> , <i>Rennie</i>	97
<i>trogodytes</i> (<i>L.</i>)	97
 Family CINCLIDÆ	 97
Genus <i>Cinclus</i> , <i>Bechst.</i>	97
<i>aquaticus</i> (<i>Bechst.</i>)	97
 Family ACCENTORIDÆ	 98
Genus <i>Accentor</i> , <i>Bechst.</i>	98
<i>modularis</i> (<i>L.</i>)	98
Genus <i>Ephthianura</i> , <i>Gould</i>	98
<i>albifrons</i> (<i>J. & S.</i>)	98
 Family TIMELIIDÆ	 99
Subfamily LIOTRICHINÆ	99
Genus <i>Liothrix</i> , <i>Strickl.</i>	99
<i>lutea</i> (<i>Scop.</i>)	99
Subfamily CISTICOLINÆ	99
Genus <i>Megalurus</i> , <i>Horsf.</i>	99
<i>gramineus</i> , <i>Gould</i>	99
Genus <i>Sphenura</i> , <i>Licht.</i>	100
<i>brachyptera</i> , <i>Licht.</i>	100
Genus <i>Stipiturus</i> , <i>Less.</i>	100
<i>malachurus</i> (<i>Shaw</i>)	100
Genus <i>Sutoria</i> , <i>Nichols.</i>	100
<i>sutoria</i> (<i>Forst.</i>)	100

Family TIMELIIDÆ (<i>continued</i>).	
Subfamily TIMELINÆ	Page 101
Genus <i>Origma</i> , <i>Gould</i>	101
<i>rubricata</i> (<i>Lath.</i>)	101
Genus <i>Orthonyx</i> , <i>Temm.</i>	101
<i>spinicauda</i> , <i>Temm.</i>	101
Genus <i>Grallina</i> , <i>V.</i>	102
<i>picata</i> (<i>Lath.</i>)	102
Genus <i>Cinclosoma</i> , <i>V. & H.</i>	102
<i>punctatum</i> (<i>Lath.</i>)	102
Genus <i>Psophodes</i> , <i>V. & H.</i>	102
<i>crepitans</i> (<i>Lath.</i>)	102
Genus <i>Pomatorhinus</i> , <i>Horsf.</i>	103
<i>superciliosus</i> , <i>Vig. & Horsf.</i>	103
<i>temporalis</i> , <i>Vig. & Horsf.</i>	103
Genus <i>Garrulax</i> , <i>Less.</i>	103
<i>leucolophus</i> (<i>Hardw.</i>)	103
<i>pectoralis</i> (<i>Gould</i>)	104
Genus <i>Crateropus</i> , <i>Swains.</i>	104
<i>canorus</i> (<i>L.</i>)	104
Genus <i>Cinclorhamphus</i> , <i>Gould</i>	104
<i>cruralis</i> , <i>Vig. & Horsf.</i>	104
Family PYCNONOTIDÆ	105
Genus <i>Chloropsis</i> , <i>J. & S.</i>	105
<i>aurifrons</i> (<i>Temm.</i>)	105
<i>hardwickii</i> , <i>Jard. & Selby</i>	105
Genus <i>Pycnonotus</i> , <i>Boie</i>	105
<i>aurigaster</i> (<i>Vieill.</i>)	105
<i>barbatus</i> (<i>Desf.</i>)	106
Genus <i>Molpastes</i> , <i>Hume</i>	106
<i>bengalensis</i> (<i>Blyth</i>)	106
Genus <i>Ægithina</i> , <i>V.</i>	106
<i>typhia</i> (<i>L.</i>)	106
Family CAMPOPIIAGIDÆ	107
Genus <i>Graucalus</i> , <i>Cuv.</i>	107
<i>melanops</i> (<i>Lath.</i>)	107

Family CAMPOPHAGIDÆ (*continued*).

Genus	Page
Genus <i>Graucalus</i> (<i>continued</i>).	
<i>parvirostris</i> , <i>Gould</i>	107
<i>macii</i> , <i>Less.</i>	108
<i>selateri</i> , <i>Salvad.</i>	108
<i>mentalis</i> , <i>Vig. & Horsf.</i>	108
Genus <i>Campophaga</i> , <i>V.</i>	108
<i>melanoschista</i> (<i>Hodys.</i>)	108
Genus <i>Lalage</i> , <i>Boie</i>	109
<i>sykesii</i> , <i>Strickl.</i>	109

Family MUSCICAPIDÆ 109

Genus <i>Muscicapa</i> , <i>L.</i>	109
<i>grisola</i> , <i>L.</i>	109
Genus <i>Alconax</i> , <i>Cab.</i>	110
<i>latirostris</i> (<i>Rafl.</i>)	110
Genus <i>Micrœca</i> , <i>Gould</i>	110
<i>fascinans</i> (<i>Lath.</i>)	110
Genus <i>Petrœca</i> , <i>Swains.</i>	110
<i>leggii</i> , <i>Sharpe</i>	110
<i>phœnicea</i> , <i>Gould</i>	111
<i>rosea</i> , <i>Gould</i>	111
<i>bicolor</i> (<i>Vig. & Horsf.</i>)	111
<i>vittata</i> (<i>Q. & G.</i>)	112
Genus <i>Pratincola</i> , <i>Koch.</i>	112
<i>rubetra</i> (<i>L.</i>)	112
<i>rubicola</i> (<i>L.</i>)	112
Genus <i>Smicromis</i> , <i>Gould</i>	113
<i>brevirostris</i> (<i>Gould</i>)	113
Genus <i>Miro</i> , <i>Less.</i>	113
<i>albifrons</i> (<i>Gm.</i>)	113
Genus <i>Xanthopygia</i> , <i>Blyth.</i>	113
<i>cyanomelæna</i> (<i>Temm.</i>)	113
Genus <i>Malurus</i> , <i>V.</i>	114
<i>cyaneus</i> (<i>Ellis</i>)	114
Genus <i>Myiagra</i> , <i>V. & H.</i>	114
<i>concinna</i> , <i>Gould</i>	114
Genus <i>Rhipidura</i> , <i>V. & H.</i>	114
<i>albiscapa</i> , <i>Gould</i>	114
<i>tricolor</i> (<i>Vicill.</i>)	114

Family MUSCICAPIDÆ (<i>continued</i>).		
Genus Terpsiphone, <i>Gloger</i>	Page 115
<i>paradisi</i> (<i>L.</i>)	115
Family HIRUNDINIDÆ		115
Genus Chelidon, <i>Boie</i>	115
<i>urbica</i> (<i>L.</i>)	115
Genus Hirundo (<i>L.</i>)	116
<i>rustica</i> , <i>L.</i>	116
Genus Petrochelidon, <i>Cab.</i>	116
<i>fluvicola</i> (<i>Blyth</i>)	116
Subdivision B. PASSERES ABNORMALES.		
Family MENURIDÆ		116
Genus Menura, <i>Davies</i>	116
<i>superba</i> , <i>Davies</i>	116
Family ATRICHIIDÆ		117
Genus Atrichia, <i>Gould</i>	117
<i>clamosa</i> , <i>Gould</i>	117
Division B. Passeres Mesomyodi.		
Subdivision OLIGOMYODÆ.		
Family TYRANNIDÆ		118
Genus Elainea, <i>Sund.</i>	118
<i>cotta</i> , <i>Gosse</i>	118
Genus Pitangus, <i>Swains.</i>	119
<i>derbianus</i> (<i>Kaup</i>)	119
<i>caudifasciatus</i> (<i>D'Orb.</i>)	119
Genus Megarhynchus, <i>Thunb.</i>	119
<i>pitangua</i> (<i>L.</i>)	119
Genus Blacicus, <i>Cab.</i>	120
<i>pallidus</i> (<i>Gosse</i>)	120
<i>barbirostris</i> (<i>Swains.</i>)	120
Genus Myiarchus, <i>Cab.</i>	120
<i>validus</i> , <i>Cab.</i>	120
<i>stolidus</i> (<i>Gosse</i>)	121

Family TYRANNIDÆ (<i>continued</i>).	
Genus Tyrannus, <i>Cuv.</i>	Page 121
griseus, <i>Vieill.</i>	121
Genus Milyulus, <i>Swains.</i>	121
tyrannus (<i>L.</i>)	121
Family COTINGIDÆ	122
Genus Chasmorhynchus, <i>Temm.</i>	122
nudicollis (<i>Vieill.</i>)	122
Genus Hadrostomus, <i>Cab.</i>	122
niger (<i>Gm.</i>)	122
Family PITTIDÆ	122
Genus Pitta, <i>V.</i>	122
brachyura (<i>L.</i>)	122
strepitans (<i>Temm.</i>)	123
Subdivision TRACHEORHONÆ.	
Family PTEROPTOCHIDÆ	123
Genus Hylactes, <i>King</i>	123
megapodius, <i>Kittl.</i>	123
Family DENDROCOLAPTIDÆ	123
Genus Cinclodes, <i>Gray</i>	123
nigrifumosus (<i>D'Orb.</i>)	123
Suborder II. EURYLÆMI	124
Genus Cymbirhynchus, <i>Vig.</i>	125
macrorhynchus (<i>Gm.</i>)	125
Suborder III. TROCHILI	125
Family TROCHILIDÆ	127
Genus Lampornis, <i>Swains.</i>	127
mango (<i>L.</i>)	127
Genus Aithurus, <i>Cab. & H.</i>	127
polytmus (<i>L.</i>)	127
Genus Eustephanus, <i>Reichenb.</i>	128
galeritus (<i>Molina</i>)	128

Family TROCHILIDÆ (<i>continued</i>).	
Genus <i>Cœligena</i> , <i>Less.</i>	Page 128
<i>elemenciæ</i> (<i>Less.</i>)	128
Genus <i>Florisuga</i> , <i>Bp.</i>	128
<i>sp. incog.</i>	128
Genus <i>Trochilus</i> , <i>L.</i>	129
<i>sp. incog.</i>	129
<i>colubris</i> , <i>L.</i>	129
Genus <i>Bellona</i> , <i>Muls. & Verr.</i>	129
<i>cristata</i> (<i>L.</i>)	129
Suborder IV. <i>SCANSORES</i>	129
Family GALBULIDÆ	130
Genus <i>Galbula</i> , <i>Briss.</i>	130
<i>sp. incog.</i>	130
Family PICIDÆ	130
Genus <i>Gecinus</i> , <i>Boie</i>	131
<i>viridis</i> (<i>L.</i>)	131
<i>eanus</i> (<i>Gm.</i>)	132
<i>occipitalis</i> (<i>Vig.</i>)	132
<i>chlorolophus</i> (<i>Vieill.</i>)	133
Genus <i>Chrysophlegma</i> , <i>Gould</i>	133
<i>flavinucha</i> (<i>Gould</i>)	133
Genus <i>Melanerpes</i> , <i>Swains.</i>	133
<i>erythrocephalus</i> (<i>L.</i>)	133
<i>carolinus</i> (<i>L.</i>)	134
Genus <i>Sphyrapicus</i> , <i>Baird</i>	134
<i>varius</i> (<i>L.</i>)	134
Genus <i>Dendrocopus</i> , <i>Koch</i>	134
<i>major</i> (<i>L.</i>)	134
<i>macii</i> (<i>Vieill.</i>)	135
Genus <i>Lyngipicus</i> , <i>Bp.</i>	135
<i>hardwickii</i> , <i>Blyth</i>	135
Genus <i>Brachypternus</i> , <i>Strickl.</i>	135
<i>aurantius</i> (<i>L.</i>)	135
Genus <i>Chrysocolaptes</i> , <i>Blyth</i>	136
<i>guttaticristatus</i> (<i>Tickell</i>)	136
Genus <i>Campophilus</i> , <i>Gray</i>	136
<i>principalis</i> (<i>L.</i>)	136

Family PICIDÆ (<i>continued</i>).	
Genus <i>Iynx</i> , <i>L.</i>	Page 136
<i>torquilla</i> , <i>L.</i>	136
Family INDICATORIDÆ	137
Genus <i>Indicator</i> , <i>V.</i>	137
<i>minor</i> , <i>Stephens</i>	137
Family CAPITONIDÆ	138
Genus <i>Cyanops</i> , <i>Bp.</i>	138
<i>asiatica</i> (<i>Lath.</i>)	139
<i>hodgsoni</i> (<i>Bonap.</i>)	139
Genus <i>Xantholæma</i> , <i>Bp.</i>	139
<i>hæmacephala</i> (<i>Müller</i>)	139
Family RHAMPHASTIDÆ.	
Genus <i>Rhamphastos</i> , <i>L.</i>	140
<i>toco</i> , <i>P. L. S. Müll.</i>	140
<i>ariel</i> , <i>Vig.</i>	140
<i>carinatus</i> , <i>Swains.</i>	141
<i>curvieri</i> , <i>Wagl.</i>	141
<i>erythrorhynchus</i> , <i>Gm.</i>	141
Genus <i>Aulacorhamphus</i> , <i>Gray</i>	142
<i>prasinus</i> (<i>Gould</i>)	142
Suborder V. UPUPÆ	142
Family UPUPIDÆ	143
Genus <i>Upupa</i> , <i>Briss.</i>	143
<i>epops</i> , <i>L.</i>	143
Order II. COLUMBÆ	144
Suborder I. COLUMBÆ	144
Genus <i>Carpophaga</i> , <i>Selby</i>	144
<i>rubricera</i> , <i>Tristr.</i>	144
<i>sylvatica</i> (<i>Tickell</i>)	144
Genus <i>Megaloprepia</i> , <i>Reichenb.</i>	144
<i>magnifica</i> (<i>Temm.</i>)	144

Suborder I. *COLUMBÆ* (*continued*).

	Page
Genus <i>Lopholaimus</i> , <i>Gray</i>	146
<i>antarcticus</i> (<i>Shaw</i>)	146
Genus <i>Ptilopus</i> , <i>Strickl.</i>	146
<i>melanocephalus</i> (<i>Gm.</i>)	146
<i>fasciatus</i> (<i>Peale</i>)	146
<i>swainsoni</i> (<i>Gould</i>)	147
Genus <i>Crocopus</i> , <i>Bp.</i>	147
<i>phœnicopterus</i> (<i>Lath.</i>)	147
Genus <i>Columba</i> , <i>L.</i>	147
<i>cenas</i> , <i>L.</i>	147
<i>livia</i> , <i>Bonn.</i>	148
<i>palumbus</i> , <i>L.</i>	148
<i>guinea</i> , <i>L.</i>	149
<i>leucocephala</i> , <i>L.</i>	149
<i>caribæa</i> , <i>Gm.</i>	149
<i>inornata</i> , <i>Vig.</i>	149
Genus <i>Ectopistes</i> , <i>Swains.</i>	150
<i>migratorius</i> (<i>L.</i>)	150
Genus <i>Cena</i> , <i>Swains.</i>	150
<i>capensis</i> (<i>L.</i>)	150
Genus <i>Geopelia</i> , <i>Swains.</i>	150
<i>tranquilla</i> , <i>Gould</i>	150
<i>cuneata</i> (<i>Gm.</i>)	151
<i>humeralis</i> (<i>Temm.</i>)	151
<i>striata</i> (<i>L.</i>)	151
Genus <i>Macropygia</i> , <i>Swains.</i>	152
<i>phasianella</i> (<i>Temm.</i>)	152
Genus <i>Turtur</i> , <i>Selby</i>	152
<i>turtur</i> (<i>L.</i>)	152
<i>rupicola</i> (<i>Pall.</i>)	152
Genus <i>Zenaida</i> <i>Bp.</i>	152
<i>zenaida</i> (<i>Bp.</i>)	152
Genus <i>Melopelia</i> , <i>Bp.</i>	153
<i>leucoptera</i> (<i>L.</i>)	153
Genus <i>Chamæpelia</i> , <i>Reichenb.</i>	153
<i>passerina</i> (<i>L.</i>)	153
Genus <i>Leptoptila</i> , <i>Gray</i>	154
<i>jamaicensis</i> (<i>L.</i>)	154

Suborder I. *COLUMBÆ* (continued).

	Page
Genus <i>Geotrygon</i> , <i>Gosse</i>	154
<i>cristata</i> (<i>Temm.</i>)	154
<i>montana</i> (<i>L.</i>)	154
Genus <i>Chalcopelia</i> , <i>Bp.</i>	155
<i>afra</i> (<i>L.</i>)	155
Genus <i>Ocyphaps</i> , <i>Gould</i>	155
<i>lophotes</i> (<i>Temm.</i>)	155
Genus <i>Chalcophaps</i> , <i>Gould</i>	155
<i>indica</i> (<i>L.</i>)	155
<i>chrysochlora</i> (<i>Wagl.</i>)	156
Genus <i>Phaps</i> , <i>Selby</i>	156
<i>chalcoptera</i> (<i>Lath.</i>)	156
<i>elegans</i> (<i>Temm.</i>)	157
Genus <i>Leucosarcia</i> , <i>Gould</i>	157
<i>picata</i> (<i>Lath.</i>)	157
Genus <i>Phlogœnas</i> , <i>Sel.</i>	157
<i>erinigera</i> (<i>Pucheran</i>)	157
Genus <i>Calœnas</i> , <i>Gray</i>	158
<i>nicobarica</i> (<i>L.</i>)	158
Genus <i>Starnœnas</i> , <i>Bp.</i>	158
<i>cianocephala</i> (<i>L.</i>)	158
Genus <i>Goura</i> , <i>Steph.</i>	158
<i>coronata</i> (<i>L.</i>)	158
Genus <i>Didunculus</i> , <i>Peale</i>	159
<i>strigirostris</i> (<i>Jard.</i>)	159
Suborder II. <i>DIDI</i>	159
Genus <i>Didus</i> , <i>L.</i>	159
* <i>ineptus</i> , <i>L.</i>	159
Genus <i>Pezophaps</i> , <i>Strickl.</i>	160
* <i>solitarius</i> (<i>Gm.</i>)	160
Order III. <i>TROGONES</i>	161
Genus <i>Trogon</i> , <i>L.</i>	162
<i>mexicanus</i> , <i>Swains.</i>	162
<i>puella</i> , <i>Gould</i>	162

	Page
Order IV. COCCYGES	163
Suborder I. MUSOPHAGI	163
Genus <i>Musophaga</i> , <i>Isert</i>	164
<i>violacea</i> , <i>Isert</i>	164
Genus <i>Turacus</i> , <i>Cuv.</i>	164
<i>persa</i> (<i>L.</i>)	164
Suborder II. CUCULI	164
Family CUCULIDÆ	165
Subfamily CUCULINÆ	165
Genus <i>Coccytes</i> , <i>Gloger</i>	165
<i>glandarius</i> (<i>L.</i>)	165
<i>coromandus</i> (<i>L.</i>)	166
Genus <i>Cuculus</i> , <i>Briss.</i>	166
<i>canorus</i> , <i>L.</i>	167
<i>pallidus</i> (<i>Lath.</i>)	167
Genus <i>Cacomantis</i> , <i>S. Müll.</i>	167
<i>flabelliformis</i> (<i>Lath.</i>)	167
Genus <i>Chaleococcyx</i> , <i>Cab.</i>	168
<i>plagosus</i> (<i>Lath.</i>)	168
Genus <i>Coccyzus</i> , <i>V.</i>	168
<i>americanus</i> (<i>L.</i>)	168
Genus <i>Eudynamis</i> , <i>V. & H.</i>	168
<i>cycanocephalus</i> (<i>Lath.</i>)	168
<i>honorata</i> (<i>L.</i>)	169
Genus <i>Scythrops</i> , <i>Lath.</i>	169
<i>novæ hollandiæ</i> , <i>Lath.</i>	169
Subfamily CENTROPODINÆ	169
Genus <i>Centropus</i> , <i>Illig.</i>	169
<i>phasianus</i> (<i>Lath.</i>)	169
<i>ateralbus</i> , <i>Less.</i>	170
<i>sp. incog.</i>	170
<i>bengalensis</i> (<i>Gm.</i>)	170
Subfamily PHENICOPHAINÆ	170
Genus <i>Saurothera</i> , <i>V.</i>	170
<i>vetula</i> (<i>L.</i>)	170

Family CUCULIDÆ (*continued*).Subfamily PHENICOPHAINÆ (*continued*).

	Page
Genus <i>Hyetornis</i> , <i>Scl.</i>	171
<i>pluvialis</i> (<i>Gm.</i>)	171
Genus <i>Taccoena</i> , <i>Less.</i>	171
<i>sirkee</i> (<i>Gray</i>).	171

Subfamily NEOMORPHINÆ 172

Genus <i>Geococeyx</i> , <i>Wagl.</i>	172
<i>affinis</i> , <i>Hartl.</i>	172

Subfamily CROTOPHAGINÆ 172

Genus <i>Crotophaga</i> , <i>L.</i>	172
<i>ani</i> , <i>L.</i>	172

Subclass CORACIIFORMES 173

Order I. PICARIÆ 173

Suborder I. HALCYONES 173

Family COLIIDÆ 173

Genus <i>Colius</i> , <i>Briss.</i>	174
<i>colius</i> (<i>L.</i>)	174

Family ALCEDINIDÆ 174

Genus <i>Alcedo</i> , <i>L.</i>	175
<i>ispida</i> , <i>L.</i>	175
<i>bengalensis</i> , <i>Gm.</i>	176

Genus <i>Aleyone</i> , <i>Swains.</i>	176
<i>azurea</i> (<i>Lath.</i>)	176

Genus <i>Ceryle</i> , <i>Boie</i>	177
<i>rudis</i> (<i>L.</i>)	177
<i>maxima</i> (<i>Pull.</i>)	177
<i>aleyon</i> (<i>L.</i>)	177
<i>amazona</i> (<i>Lath.</i>)	178

Genus <i>Ceyx</i> , <i>Lacép.</i>	178
<i>solitaria</i> , <i>Temm.</i>	178

Genus <i>Haleyon</i> , <i>Swains.</i>	178
<i>smyrnensis</i> (<i>L.</i>)	178

Family ALCEDINIDÆ (<i>continued</i>).	
Genus Halcyon (<i>continued</i>).	Page
macleayi, <i>Jard. & Selby</i>	179
saurophaga, <i>Gould</i>	179
chloris (<i>Bodd.</i>)	179
sanctus, <i>Vig. & Horsf.</i>	180
Genus Dacelo, <i>Leach</i>	180
gigas (<i>Bodd.</i>)	180
Family MOMOTIDÆ	180
Genus Momotus, <i>Briss.</i>	181
lessoni, <i>Less.</i>	181
Genus Eumomota, <i>Scl.</i>	181
superciliaris (<i>Jard. & Selby</i>)	181
Family TODIDÆ	182
Genus Todus, <i>Briss.</i>	182
viridis, <i>L.</i>	182
Suborder II. CORACIÆ	183
Family CYPSELIDÆ	183
Genus Cypselus, <i>Illig.</i>	183
apus (<i>L.</i>)	183
Genus Panyptila (<i>Cab.</i>)	184
melanoleuca (<i>Baird</i>)	184
Genus Chætura, <i>Steph.</i>	184
caudacuta (<i>Lath.</i>)	184
Genus Macropteryx, <i>Swains.</i>	184
coronata (<i>Tickell</i>)	184
Family CAPRIMULGIDÆ	185
Genus Nyctibius, <i>V.</i>	185
jamaicensis (<i>Gm.</i>)	185
Genus Caprimulgus, <i>Briss.</i>	186
europæus, <i>L.</i>	186
monticolus, <i>Frankl.</i>	186
Genus Antrostomus, <i>Nutt.</i>	87
vociferus (<i>Wils.</i>)	7

Family CAPRIMULGIDÆ (<i>continued</i>).	
Genus <i>Chordeiles</i> , <i>Sw.</i>	Page 187
<i>texasensis</i> , <i>Laur.</i>	187
Genus <i>Nyctidromus</i> , <i>Gould</i>	187
<i>albicollis</i> (<i>Gm.</i>)	187
Genus <i>Eurostopodus</i> , <i>Gould</i>	188
<i>albigularis</i> (<i>Vig.</i>)	188
Genus <i>Ægotheles</i> , <i>Vig. & Horsf.</i>	188
<i>novæ-hollandiæ</i> (<i>Lath.</i>)	188
Family PODARGIDÆ	189
Genus <i>Podargus</i> , <i>V.</i>	189
<i>strigoides</i> (<i>Lath.</i>)	189
<i>cuvieri</i> , <i>Vig. & Horsf.</i>	190
<i>plumiferus</i> , <i>Gould</i>	190
Family STEATORNITHIDÆ	190
Genus <i>Steatornis</i> , <i>Humb.</i>	191
<i>cariensis</i> , <i>Humb.</i>	191
Family CORACIIDÆ	192
Genus <i>Coracias</i> , <i>L.</i>	192
<i>garrulus</i> , <i>L.</i>	192
<i>indicus</i> , <i>L.</i>	192
Genus <i>Eurystomus</i> , <i>V.</i>	192
<i>australis</i> , <i>Swains.</i>	192
<i>crassirostris</i> , <i>Scl.</i>	193
Family MEROPIDÆ	193
Genus <i>Merops</i> , <i>L.</i>	194
<i>persicus</i> , <i>Pall.</i>	194
<i>philippinus</i> , <i>L.</i>	194
<i>ornatus</i> , <i>Lath.</i>	194
<i>viridis</i> , <i>L.</i>	195

	Page
Suborder III. <i>BUCEROTES</i>	195
Family BUCEROTIDÆ	195
Genus Bucorvus, <i>Less.</i>	195
abyssinicus (<i>Bodd.</i>)	195
Genus Buceros, <i>L.</i>	196
rhinoceros, <i>L.</i>	196
sylvestris, <i>V.</i>	196
Genus Dichoceros, <i>Gloger</i>	197
bicornis (<i>L.</i>)	197
Genus Hydrocorax, <i>Briss.</i>	197
hydrocorax, <i>L.</i>	197
Genus Rhinoplax, <i>Gloger</i>	197
vigil (<i>J. R. Forster</i>)	197
Genus Anthracoceros, <i>Reichenb.</i>	198
coronatus (<i>Bodd.</i>)	198
convexus (<i>Temm.</i>)	198
Genus Ceratogymna, <i>Bp.</i>	199
elata (<i>Temm.</i>)	199
atrata (<i>Temm.</i>)	199
Genus Pholidophalus, <i>Elliot</i>	199
sharpii (<i>Elliot</i>)	199
Genus Rhytidoceros, <i>Cab.</i>	200
plicatus (<i>Forster</i>)	200
Genus Lophoceros, <i>H. & E.</i>	200
birostris (<i>Scop.</i>)	200
Genus Toccus, <i>Less.</i>	201
fasciatus (<i>Shaw</i>)	201
 Order II. PSEUDOGRYPHI	 201
Genus Lithornis, <i>Owen</i>	202
vulturinus, <i>Owen</i>	202
Genus Cathartes, <i>Ill.</i>	202
papa (<i>L.</i>)	202
Genus Rhinogryphus, <i>Ridgw.</i>	203
aura (<i>L.</i>)	203
californianus (<i>Shaw</i>)	204

	Page
Subclass FALCONIFORMES	204
Order I. ACCIPITRES	204
Suborder I. <i>SERPENTARII</i>	204
Genus <i>Serpentarius</i> , <i>Cuv.</i>	204
<i>secretarius</i> (<i>Scop.</i>)	204
Suborder II. <i>ACCIPITRES</i>	205
Family VULTURIDÆ	206
Genus <i>Vultur</i> , <i>L.</i>	206
<i>monachus</i> , <i>L.</i>	206
Genus <i>Gyps</i> , <i>Sav.</i>	206
<i>fulvus</i> (<i>Gm.</i>)	206
<i>fulvescens</i> , <i>Hume.</i>	207
Genus <i>Pseudogyps</i> , <i>Sharpe.</i>	208
<i>bengalensis</i> , <i>Gm.</i>	208
Genus <i>Neophron</i> , <i>Sav.</i>	208
<i>percnopterus</i> (<i>L.</i>)	208
Family FALCONIDÆ	209
Subfamily POLYBORINÆ	209
Genus <i>Polyborus</i> , <i>V.</i>	209
<i>tharus</i> (<i>Mol.</i>)	209
Genus <i>Ibycter</i> , <i>V.</i>	209
<i>australis</i> (<i>Gm.</i>)	209
Subfamily ACCIPITRINÆ	209
Genus <i>Circus</i> , <i>Lacép.</i>	209
<i>cyaneus</i> (<i>L.</i>)	209
<i>assimilis</i> , <i>J. & S.</i>	210
<i>pygargus</i> (<i>L.</i>)	210
<i>ærginosus</i> (<i>L.</i>)	210
Genus <i>Astur</i> , <i>Lacép.</i>	211
<i>trivirgatus</i> (<i>T.</i>)	211
<i>badius</i> (<i>V.</i>)	211
<i>novæ-hollandiæ</i> (<i>Gm.</i>)	212
<i>torquatus</i> (<i>T.</i>)	212
Genus <i>Accipiter</i> , <i>Briss.</i>	212
<i>nisus</i> , <i>L.</i>	212

Family FALCONIDÆ (*continued*).

	Page
Subfamily BUTEONINÆ	213
Genus <i>Erythrotriorchis</i> , <i>Sharpe</i>	213
<i>radiatus</i> (<i>Lath.</i>)	213
Genus <i>Buteo</i> (<i>Cuv.</i>)	214
<i>buteo</i> (<i>L.</i>)	214
<i>borealis</i> (<i>Gm.</i>)	214
<i>lineatus</i> (<i>Gm.</i>)	214
Genus <i>Archibuteo</i> , <i>Brehm</i>	215
<i>lagopus</i> (<i>Gm.</i>)	215
Subfamily AQUILINÆ	215
Genus <i>Gypaëtus</i> , <i>Storr</i>	215
<i>barbatus</i> (<i>L.</i>)	215
Genus <i>Uroaëtus</i> , <i>Kaup</i>	216
<i>audax</i> (<i>Lath.</i>)	216
Genus <i>Aquila</i> , <i>Briss.</i>	216
<i>chrysaëtus</i> (<i>L.</i>)	216
<i>heliaca</i> , <i>Sav.</i>	216
<i>elanga</i> , <i>Pall.</i>	217
Genus <i>Nisaëtus</i> , <i>Hodgs.</i>	217
<i>fasciatus</i> (<i>V.</i>)	217
Genus <i>Lophoaëtus</i> , <i>Kaup</i>	217
<i>occipitalis</i> (<i>Daud.</i>)	217
Genus <i>Butastur</i> , <i>Hodgs.</i>	218
<i>teesa</i> (<i>Frankl.</i>)	218
Genus <i>Helotarsus</i> , <i>Smith</i>	218
<i>ecaudatus</i> (<i>Daud.</i>)	218
Genus <i>Haliaëtus</i> , <i>Savign.</i>	218
<i>albicilla</i> (<i>L.</i>)	218
<i>leucocephalus</i> (<i>L.</i>)	219
<i>pelagicus</i> (<i>Pall.</i>)	219
<i>leucogaster</i> (<i>Gm.</i>)	219
<i>leucoryphus</i> (<i>Pall.</i>)	220
Genus <i>Gypohierax</i> , <i>Rüpp.</i>	220
<i>angolensis</i> (<i>Gm.</i>)	220
Genus <i>Haliastur</i> , <i>Scelby</i>	221
<i>indus</i> (<i>Bodd.</i>)	221
<i>sphenurus</i> (<i>V.</i>)	221

Family FALCONIDÆ (*continued*).Subfamily AQUILINÆ (*continued*).

	Page
Genus <i>Elanoides</i> , <i>V.</i>	221
<i>furcatus</i> (<i>L.</i>)	221
Genus <i>Milvus</i> , <i>Cuv.</i>	222
<i>milvus</i> (<i>L.</i>)	222
<i>ægyptius</i> (<i>Gm.</i>)	222
<i>melanotis</i> (<i>T.</i>)	222
<i>govinda</i> , <i>Sykes</i>	222
Genus <i>Elanus</i> , <i>Sav.</i>	223
<i>cæruleus</i> (<i>Desf.</i>)	223
<i>axillaris</i> (<i>Lath.</i>)	223

Subfamily FALCONINÆ 223

Genus <i>Baza</i> , <i>Hodys.</i>	223
<i>suberistata</i> (<i>Gould</i>)	223
Genus <i>Microhierax</i> , <i>Sharpe</i>	224
<i>cærulescens</i> (<i>L.</i>)	224
Genus <i>Falco</i> (<i>L.</i>)	224
<i>communis</i> (<i>Gm.</i>)	224
<i>babylonicus</i> , <i>Gurn.</i>	225
<i>melanogenys</i> , <i>Gould</i>	225
<i>feldeggii</i> , <i>Schl.</i>	225
<i>jugger</i> , <i>J. E. Gray</i>	225
<i>subbuteo</i> , <i>L.</i>	226
<i>regulus</i> , <i>Pall.</i>	226
<i>columbarius</i> , <i>L.</i>	226
Genus <i>Hierofalco</i> , <i>Cuv.</i>	227
<i>islandus</i> (<i>Gm.</i>)	227
Genus <i>Hieracidca</i> , <i>Strickl.</i>	227
<i>orientalis</i> (<i>Schl.</i>)	227
Genus <i>Cerchneis</i> , <i>Boie</i>	227
<i>tinnunculus</i> (<i>L.</i>)	227
<i>cenchroides</i> (<i>V. & H.</i>)	228
<i>sparveria</i> (<i>L.</i>)	228

Suborder III. *PANDIONES* 229

Genus <i>Pandion</i> , <i>Sav.</i>	229
<i>haliaetus</i> (<i>L.</i>)	229

	Page
Suborder IV. <i>STRIGES</i>	229
Family BUBONIDÆ	230
Genus <i>Ketupa</i> , <i>Less.</i>	230
<i>flavipes</i> (<i>Hodgs.</i>)	230
Genus <i>Bubo</i> , <i>Cuv.</i>	230
<i>bubo</i> (<i>L.</i>)	230
<i>virginianus</i> (<i>Gm.</i>)	231
<i>bengalensis</i> (<i>Frankl.</i>)	231
<i>coromandus</i> (<i>Lath.</i>)	231
<i>nipalensis</i> , <i>Hodgs.</i>	231
Genus <i>Carine</i> , <i>Kaup</i>	232
<i>noctua</i> (<i>Scop.</i>)	232
<i>brama</i> (<i>T.</i>)	232
Genus <i>Ninox</i> , <i>Hodgs.</i>	232
<i>boobook</i> (<i>Lath.</i>)	232
<i>variegata</i> (<i>Q. & G.</i>)	233
<i>novæ-zealandiæ</i> (<i>Gm.</i>)	233
<i>connivens</i> (<i>Lath.</i>)	233
Genus <i>Glaucidium</i> , <i>Boie</i>	234
<i>radiatum</i> (<i>Tick.</i>)	234
<i>cuculoides</i> (<i>Fig.</i>)	234
Genus <i>Asio</i> , <i>Briss.</i>	234
<i>otus</i> (<i>L.</i>)	234
<i>accipitrinus</i> (<i>Pall.</i>)	235
<i>grammicus</i> (<i>Gosse</i>)	235
Genus <i>Syrnium</i> , <i>Sav.</i>	236
<i>aluco</i> (<i>L.</i>)	236
<i>nebulosum</i> (<i>Forst.</i>)	236
Genus <i>Nyctala</i> , <i>Brehm</i>	236
<i>tengmalmi</i> (<i>Gm.</i>)	236
<i>acadiæ</i> (<i>Gm.</i>)	237
Family STRIGIDÆ	237
Genus <i>Strix</i> , <i>L.</i>	237
<i>flammea</i> , <i>L.</i>	237
<i>delicatula</i> , <i>Gould</i>	238
<i>capensis</i> , <i>Smith</i>	238

	Page
Order II. PSITTACI	238
Family PSITTACIDÆ	239
Genus <i>Nestor</i> , <i>Wagl.</i>	239
<i>hypopolius</i> , <i>Forst.</i>	239
<i>notabilis</i> , <i>Gould</i>	239
Genus <i>Eos</i> , <i>Wagl.</i>	240
<i>cardinalis</i> (<i>Gray</i>)	240
<i>coccineus</i> (<i>Lath.</i>)	240
Genus <i>Lorius</i> , <i>Vig.</i>	240
<i>garrulus</i> (<i>L.</i>)	240
<i>chlorocereus</i> (<i>Gould</i>)	241
Genus <i>Trichoglossus</i> , <i>Vig. & Horsf.</i>	241
<i>chlorolepidotus</i> (<i>Kuhl</i>)	241
<i>multicolor</i> (<i>Gm.</i>)	241
Genus <i>Glossopsittacus</i> , <i>Bp.</i>	242
<i>australis</i> (<i>Lath.</i>)	242
<i>porphyrocephalus</i> (<i>Dietrich.</i>)	242
Genus <i>Calyptorhynchus</i> , <i>Vig. & Horsf.</i>	242
<i>banksi</i> (<i>Lath.</i>)	242
<i>funereus</i> (<i>Shaw</i>)	243
<i>naso</i> , <i>Gould</i>	243
<i>leachi</i> (<i>Kuhl</i>)	243
<i>baudini</i> , <i>Vig.</i>	243
<i>xanthonotus</i> , <i>Gould</i>	244
Genus <i>Callocephalon</i> , <i>Less.</i>	244
<i>galeatum</i> (<i>Lath.</i>)	244
Genus <i>Cacatua</i> , <i>Vieill.</i>	244
<i>hæmaturopygia</i> (<i>P. L. S. Müll.</i>)	244
<i>galerita</i> (<i>Lath.</i>)	245
<i>sulphurea</i> (<i>Gm.</i>)	245
<i>leadbeateri</i> (<i>Vig.</i>)	245
<i>ducorspi</i> (<i>Jacq. et Puch.</i>)	246
<i>roseicapilla</i> (<i>Vieill.</i>)	246
Genus <i>Liemetis</i> , <i>Wagl.</i>	246
<i>tenuirostris</i> , <i>Wagl.</i>	246
Genus <i>Callopsittacus</i> , <i>Less.</i>	246
<i>novæ hollandiæ</i> (<i>Lath.</i>)	246
Genus <i>Nasiterna</i> , <i>Wagl.</i>	247
<i>pusio</i> , <i>Scl.</i>	247

Family PSITTACIDÆ (*continued*).

	Page
Genus <i>Ara</i> , <i>Briss.</i>	247
<i>ararauna</i> (<i>L.</i>)	247
<i>maracana</i> (<i>V.</i>)	248
Genus <i>Conurus</i> , <i>Kuhl</i>	248
<i>pertinax</i> (<i>L.</i>)	248
<i>vittatus</i> (<i>Shaw</i>)	248
<i>æuginosus</i> (<i>L.</i>)	249
<i>nanus</i> (<i>Vig.</i>)	249
<i>jendaya</i> (<i>Gm.</i>)	249
Genus <i>Protogerys</i> , <i>Scl.</i>	249
<i>virescens</i> (<i>Gm.</i>)	249
Genus <i>Chrysotis</i> , <i>Swains.</i>	250
<i>collaria</i> (<i>L.</i>)	250
<i>æstiva</i> (<i>Lath.</i>)	250
<i>amazonica</i> (<i>L.</i>)	250
<i>auripalliata</i> (<i>Less.</i>)	251
<i>agilis</i> (<i>L.</i>)	251
<i>ochrocephala</i> (<i>Gm.</i>)	251
Genus <i>Pionus</i> , <i>Wagl.</i>	251
<i>menstruus</i> (<i>L.</i>)	251
<i>senilis</i> (<i>Spix</i>)	252
Genus <i>Caica</i> , <i>Less.</i>	252
<i>melanocephala</i> (<i>L.</i>)	252
Genus <i>Psittacus</i> , <i>L.</i>	252
<i>erythacus</i> , <i>L.</i>	252
Genus <i>Eclectus</i> , <i>Wagl.</i>	253
<i>grandis</i> (<i>Gm.</i>)	253
Genus <i>Palcornis</i> , <i>Vig.</i>	253
<i>torquatus</i> (<i>Bodd.</i>)	253
<i>fasciatus</i> (<i>P. L. S. Müll.</i>)	254
<i>eupatrius</i> (<i>L.</i>)	254
<i>cianocephalus</i> (<i>L.</i>)	254
Genus <i>Polytelis</i> , <i>Wagl.</i>	255
<i>barrabandi</i> (<i>Swains.</i>)	255
<i>melanura</i> (<i>Vig.</i>)	255
Genus <i>Aprosmictus</i> , <i>Gould.</i>	255
<i>cyanopygius</i> (<i>V.</i>)	255
<i>erythropterus</i> (<i>Gm.</i>)	256

Family PSITTACIDÆ (*continued*).

	Page
Genus <i>Pyrrhulopsis</i> , <i>Reichenb.</i>	256
<i>personatus</i> (<i>Gray</i>)	256
<i>splendens</i> , <i>Peale</i>	256
Genus <i>Agapornis</i> , <i>Selby</i>	257
<i>pullaria</i> (<i>L.</i>)	257
<i>cana</i> (<i>Gm.</i>)	257
Genus <i>Platycereus</i> , <i>Vig.</i>	257
<i>pennantii</i> (<i>Lath.</i>)	257
<i>adelaidæ</i> , <i>Gould</i>	258
<i>icterotis</i> (<i>T.</i>)	258
<i>eximius</i> (<i>Shaw</i>)	258
<i>flaviventris</i> (<i>T.</i>)	258
<i>zonarius</i> (<i>Shaw</i>)	259
Genus <i>Psephotus</i> , <i>Gould</i>	259
<i>multicolor</i> (<i>T.</i>)	259
Genus <i>Euphema</i> , <i>Wagl.</i>	259
<i>pulchella</i> (<i>Shaw</i>)	259
<i>bourkii</i> (<i>Mitch.</i>)	260
<i>chrysostoma</i> (<i>Kuhl</i>)	260
Genus <i>Cyanorhamphus</i> , <i>Bp.</i>	260
<i>novæ-zealandiæ</i> (<i>Sparrrm.</i>)	260
Genus <i>Melopsittacus</i> , <i>Gould</i>	261
<i>undulatus</i> (<i>Shaw</i>)	261
Genus <i>Lathamus</i> , <i>Less.</i>	261
<i>discolor</i> (<i>Shaw</i>)	261
Genus <i>Pezoporus</i> , <i>Illig.</i>	262
<i>formosus</i> (<i>Lath.</i>)	262
Genus <i>Stringops</i> , <i>Gray</i>	262
<i>habroptilus</i> , <i>Gray</i>	262
 Subclass ANSERIFORMES	 263
Order I. STEGANOPODES	263
Suborder I. PHAETHONTIÆ	263
Genus <i>Phaethon</i> , <i>L.</i>	264
<i>æthereus</i> , <i>L.</i>	264

	Page
Suborder II. <i>SULÆ</i>	264
Genus <i>Sula</i> , <i>Briss.</i>	264
<i>bassana</i> (<i>L.</i>)	264
<i>australis</i> , <i>Gould</i>	265
<i>sp. incog.</i>	265
Suborder III. <i>PHALACROCORACES</i>	266
Family PHALACROCORACIDÆ	266
Genus <i>Phalacrocorax</i> , <i>Briss.</i>	266
<i>carbo</i> (<i>L.</i>)	266
<i>urile</i> (<i>Gm.</i>)	267
<i>graculus</i> (<i>L.</i>)	267
<i>magellanicus</i> (<i>Gm.</i>)	267
<i>stictocephalus</i> (<i>Bp.</i>)	267
<i>pygmaeus</i> (<i>Pull.</i>)	268
<i>sp. incog.</i>	268
Family PLOTIDÆ	268
Genus <i>Plotus</i> , <i>L.</i>	268
<i>novæ-hollandiæ</i> , <i>Gould</i>	268
<i>auhinga</i> , <i>L.</i>	269
Suborder IV. <i>PELECANI</i>	269
Genus <i>Pelecanus</i> , <i>L.</i>	269
<i>onocrotalus</i> , <i>L.</i>	269
<i>conspicillatus</i> , <i>T.</i>	270
Suborder V. <i>FREGATI</i>	271
Genus <i>Fregata</i> , <i>Briss.</i>	271
<i>aquila</i> (<i>L.</i>)	271
<i>minor</i> (<i>Gm.</i>)	271
Suborder VI. <i>ODONTOPTERYGES</i>	272
Genus <i>Odontopteryx</i> , <i>Owen</i>	272
<i>*toliapica</i> , <i>Owen</i>	272

	Page
Order II. HERODIONES	272
Suborder I. ARDEÆ	272
Genus <i>Ardea</i> , <i>L.</i>	273
<i>purpurea</i> , <i>L.</i>	273
<i>alba</i> , <i>L.</i>	274
<i>melanopus</i> , <i>Wagl.</i>	274
<i>egretta</i> , <i>Gm.</i>	274
<i>plumifera</i> (<i>Gould</i>)	274
<i>herodias</i> , <i>L.</i>	275
Genus <i>Demiegretta</i> , <i>Blyth</i>	275
<i>sacra</i> (<i>Gm.</i>)	275
Genus <i>Ardetta</i> , <i>Gray</i>	275
<i>minuta</i> (<i>L.</i>)	275
<i>exilis</i> (<i>Gm.</i>)	276
<i>flavicollis</i> (<i>Lath.</i>)	276
Genus <i>Bubulcus</i> , <i>Bp.</i>	276
<i>bubulcus</i> (<i>Audouin</i>)	276
Genus <i>Butorides</i> , <i>Blyth</i>	277
<i>virescens</i> (<i>L.</i>)	277
Genus <i>Nycticorax</i> , <i>Rafin.</i>	277
<i>caledonicus</i> (<i>Lath.</i>)	277
<i>nævius</i> (<i>Bodd.</i>)	277
<i>sp. incog.</i>	278
Genus <i>Botaurus</i> , <i>Briss.</i>	278
<i>stellaris</i> (<i>L.</i>)	278
<i>lentiginosus</i> (<i>Mont.</i>)	278
Genus <i>Canechroma</i> (<i>L.</i>)	279
<i>cochlearia</i> (<i>L.</i>)	279
Suborder II. BALÆNICIPITIDES	279
Genus <i>Balaniceps</i> , <i>Gould</i>	279
<i>rex</i> , <i>Gould</i>	279
Suborder III. SCOPI	280
Genus <i>Scopus</i> , <i>Briss.</i>	280
<i>umbretta</i> , <i>Gm.</i>	280

	Page
Suborder IV. <i>CICONIÆ</i>	280
Family CICONIIDÆ	281
Genus <i>Ciconia</i>	281
<i>ciconia</i> (<i>L.</i>)	281
Genus <i>Leptoptilus</i> , <i>Less.</i>	281
<i>dubius</i> (<i>Gm.</i>)	281
<i>crumeniferus</i> (<i>Cuv.</i>)	282
Genus <i>Mycteria</i> , <i>L.</i>	282
<i>australis</i> (<i>Lath.</i>)	282
<i>senegalensis</i> (<i>Shaw</i>)	283
Suborder V. <i>PLATALEÆ</i>	283
Family PLATALEIDÆ	284
Genus <i>Platalea</i> , <i>L.</i>	284
<i>leucorodia</i> , <i>L.</i>	284
<i>regia</i> , <i>Gould</i>	284
<i>flavipes</i> , <i>Gould</i>	285
Family TANTALIDÆ	285
Genus <i>Tantalus</i> , <i>L.</i>	285
<i>sp. incog.</i>	285
Genus <i>Pseudotantalus</i> , <i>Ridgw.</i>	285
<i>ibis</i> (<i>L.</i>)	285
Family IBIDIDÆ	286
Genus <i>Geronticus</i> , <i>Wagl.</i>	286
<i>sp. incog.</i>	286
Genus <i>Carphibis</i> , <i>Reichenb.</i>	286
<i>spinicollis</i> (<i>James.</i>)	286
Genus <i>Ibis</i> , <i>Lacép.</i>	286
<i>strictipennis</i> (<i>Gould</i>)	286
Genus <i>Guara</i> , <i>Reichenb.</i>	287
<i>rubra</i> (<i>L.</i>)	287
Genus <i>Falcinellus</i> , <i>V.</i>	287
<i>falcinellus</i> (<i>L.</i>)	287

	Page
Order III. LAMELLIROSTRES	287
Suborder I. PHENICOPTERI	288
Family PHENICOPTERIDÆ	288
Genus Phœnicopterus, <i>Briss.</i>	288
<i>roseus</i> , <i>Pall.</i>	288
<i>ruber</i> , <i>L.</i>	289
Suborder II. ANSERES.	
Family ANSERANATIDÆ	289
Genus Anseranas, <i>Less.</i>	289
<i>melanoleucus</i> (<i>Lath.</i>)	289
Family PLECTROPTERIDÆ	290
Genus Plectropterus, <i>Steph.</i>	290
<i>gambensis</i> (<i>L.</i>)	290
Family ANATIDÆ	290
Subfamily CEREOPSINÆ	290
Genus Cnemiornis, <i>Owen</i>	290
<i>*calcitrans</i> , <i>Owen</i>	290
Genus Cercopsis, <i>Lath.</i>	291
<i>novæ-hollandiæ</i> , <i>Lath.</i>	291
Subfamily ANSERINÆ	291
Genus Anser, <i>Briss.</i>	291
<i>segetum</i> (<i>Gm.</i>)	291
<i>cinereus</i> , <i>Meyer</i>	291
<i>sp. incog.</i>	292
<i>domesticus</i>	292
<i>cygnoides</i> (<i>L.</i>)	292
Genus Bernicla, <i>Briss.</i>	292
<i>sp. incog.</i>	292
<i>antarctica</i> (<i>Gm.</i>)	293
<i>sandwichensis</i> , <i>Vig.</i>	293
Genus Chloephaga, <i>Eyton</i>	293
<i>magellanica</i> (<i>Gm.</i>)	293
Genus Chenalopex, <i>Dum.</i>	294
<i>ægyptiaca</i> (<i>L.</i>)	294

Family ANATIDÆ (*continued*).

Subfamily CYGNINÆ.		Page
Genus <i>Cygnus</i> , <i>Bechst.</i>		294
<i>musicus</i> , <i>Bechst.</i>		294
<i>olor</i> (<i>Gm.</i>)		295
<i>bewicki</i> , <i>Farr.</i>		295
<i>buccinator</i> , <i>Richards.</i>		296
<i>atratus</i> (<i>Lath.</i>)		296
Genus <i>Dendrocygna</i> , <i>Swains.</i>		297
<i>eytoni</i> (<i>Gould</i>)		297
<i>fulva</i> (<i>Gm.</i>)		297
<i>javanica</i> (<i>Horsf.</i>)		297
<i>arborea</i> (<i>L.</i>)		298
Genus <i>Cairina</i> , <i>Flem.</i>		298
<i>moschata</i> (<i>L.</i>)		298
Genus <i>Tadorna</i> , <i>Flem.</i>		298
<i>tadornoides</i> (<i>J. & S.</i>)		298
<i>cornuta</i> (<i>S. G. Gm.</i>)		299
Genus <i>Anas</i> , <i>L.</i>		299
<i>boscas</i> , <i>L.</i>		299
<i>obseura</i> , <i>Gm.</i>		300
Genus <i>Querquedula</i> , <i>Steph.</i>		300
<i>crecea</i> (<i>L.</i>)		300
<i>falcata</i> (<i>Georgi</i>)		301
<i>carolinensis</i> (<i>Gm.</i>)		301
Genus <i>Chaulclasmus</i> , <i>Bp.</i>		301
<i>streperus</i> (<i>L.</i>)		301
Genus <i>Dafila</i> , <i>Steph.</i>		302
<i>acuta</i> (<i>L.</i>)		302
<i>bahamensis</i> (<i>L.</i>)		302
Genus <i>Mareca</i> , <i>Steph.</i>		302
<i>penelope</i> (<i>L.</i>)		302
<i>americana</i> (<i>Gm.</i>)		303
Genus <i>Spatula</i> , <i>Boie</i>		303
<i>clypeata</i> (<i>L.</i>)		303
<i>rhynchotis</i> (<i>Lath.</i>)		303
Genus <i>Malacorhynchus</i> , <i>Swains.</i>		304
<i>membranaceus</i> (<i>Lath.</i>)		304
Genus <i>Aix</i> , <i>Boie</i>		304
<i>galericulata</i> (<i>L.</i>)		304
<i>sponsa</i> (<i>L.</i>)		304

Family ANATIDÆ (*continued*).Subfamily CYGNINÆ (*continued*).

	Page
Genus Fulix, <i>Sund.</i>	305
<i>cristata</i> (<i>Leach</i>)	305
<i>marila</i> (<i>L.</i>)	305
<i>affinis</i> (<i>Eyton</i>)	305
<i>collaris</i> (<i>Donov.</i>)	306
Genus Nyroca, <i>Flem.</i>	306
<i>ferruginea</i> (<i>Gm.</i>)	306
<i>australis</i> , <i>Gould</i>	306
Genus Æthyia, <i>Boie</i>	306
<i>ferina</i> (<i>L.</i>)	306
Genus Harelda, <i>Steph.</i>	307
<i>glacialis</i> (<i>L.</i>)	307
Genus Somateria, <i>Leach</i>	307
<i>mollissima</i> (<i>L.</i>)	307
Genus Pelionetta, <i>Kaup</i>	308
<i>perspicillata</i> (<i>L.</i>)	308
Genus Edemia, <i>Flem.</i>	308
<i>fusca</i> (<i>L.</i>)	308
<i>nigra</i> (<i>L.</i>)	308
Genus Biziura, <i>Steph.</i>	309
<i>lobata</i> (<i>Shaw</i>)	309
Genus Tachyeres, <i>Owen</i>	309
<i>cinerea</i> (<i>Gm.</i>)	309
Genus Clangula, <i>Leach</i>	310
<i>glaucion</i> (<i>L.</i>)	310
<i>americana</i> , <i>Bp.</i>	310
<i>albeola</i> (<i>L.</i>)	310
Genus Mergus, <i>L.</i>	311
<i>merganser</i> , <i>L.</i>	311
<i>serrator</i> , <i>L.</i>	311
<i>albellus</i> , <i>L.</i>	312
Suborder III. PALAMEDEÆ	312
Family PALAMEDEIDÆ	312
Genus Palamedea, <i>L.</i>	312
<i>cornuta</i> , <i>L.</i>	312

	Page
Subclass GALLIFORMES	313
Order I. TUBINARES	313
Family DIOMEDEIDÆ	313
Genus <i>Diomedea</i> , <i>L.</i>	313
<i>exulans</i> , <i>L.</i>	313
<i>sp. incog.</i>	314
<i>chlororhyncha</i> , <i>Lath.</i>	315
<i>derogata</i> , <i>Swinh.</i>	315
<i>melanophrys</i> , <i>Temm.</i>	315
<i>fuliginosa</i> , <i>Gm.</i>	316
<i>cauta</i> , <i>Gould</i>	316
Family PROCELLARIIDÆ	316
Genus <i>Ossifraga</i> , <i>H. & J.</i>	316
<i>gigantea</i> (<i>Gm.</i>)	316
Genus <i>Majaqueus</i> , <i>Reichenb.</i>	317
<i>conspicillatus</i> (<i>Gould</i>)	317
<i>æquinoctialis</i> (<i>L.</i>)	317
Genus <i>Thalassoica</i> , <i>Reichenb.</i>	317
<i>glacialoides</i> (<i>Smith</i>)	317
Genus <i>Fulmarus</i> , <i>Steph.</i>	318
<i>rodgersi</i> , <i>Cass.</i>	318
<i>glacialis</i> (<i>L.</i>)	318
Genus <i>Puffinus</i> , <i>Briss.</i>	318
<i>anglorum</i> (<i>T.</i>)	318
<i>brevicaudus</i> , <i>Brandt</i>	319
Genus <i>Æstrelata</i> , <i>Bp.</i>	319
<i>mollis</i> (<i>Gould</i>)	319
Genus <i>Daption</i> , <i>Steph.</i>	319
<i>capensis</i> (<i>L.</i>)	319
Genus <i>Prion</i> , <i>Lacép.</i>	320
<i>desolatus</i> (<i>Gm.</i>)	320
<i>vittatus</i> (<i>Gm.</i>)	320
Genus <i>Thalassidroma</i> , <i>Vig.</i>	321
<i>pelagica</i> (<i>L.</i>)	321
Genus <i>Cymochorhea</i> , <i>Coucs</i>	321
<i>leucorrhœa</i> (<i>V.</i>)	321

	Page
Order II. IMPENNES	321
Genus Spheniscus, <i>Briss.</i>	322
<i>magellanicus</i> , <i>Forst.</i>	322
<i>demersus</i> (<i>L.</i>)	322
Genus Pygoscelis, <i>Wagl.</i>	323
<i>tæniata</i> , <i>Peale</i>	323
Genus Eudyptes, <i>V.</i>	324
<i>chrysolophus</i> (<i>Brandt</i>)	324
Genus Eudyptila, <i>Bp.</i>	324
<i>minor</i> (<i>Forst.</i>)	324
Genus Aptenodytes, <i>Forst.</i>	325
<i>forsteri</i> , <i>Gray</i>	325
<i>pennanti</i> , <i>Gray</i>	325
Order III. GALLO - GRALLÆ	326
Suborder I. <i>GAVIÆ</i>	326
Family ALCIDÆ	326
Genus Alca, <i>L.</i>	326
<i>impennis</i> , <i>L.</i>	326
<i>torda</i> , <i>L.</i>	327
Genus Lomvia, <i>Brandt</i>	328
<i>troile</i> (<i>L.</i>)	328
<i>ringvia</i> (<i>Lath.</i>)	328
<i>bruennichii</i> (<i>Sabine</i>)	328
Genus Uria, <i>Briss.</i>	329
<i>grylle</i> (<i>L.</i>)	329
Genus Mergulus, <i>V.</i>	329
<i>alle</i> (<i>L.</i>)	329
Genus Fratercula, <i>Briss.</i>	330
<i>arctica</i> (<i>L.</i>)	330
<i>corniculata</i> (<i>Naum.</i>)	330
Genus Phaleris, <i>T.</i>	331
<i>psittacula</i> (<i>Pall.</i>)	331
Genus Simorhynchus, <i>Gm.</i>	331
<i>crstatellus</i> , <i>Pall.</i>	331
Family STERCORARIIDÆ	332
Genus Stercorarius, <i>Briss.</i>	332
<i>catarrhaetes</i> (<i>L.</i>)	332

Family STERCORARIIDÆ (<i>continued</i>).	Page
Genus <i>Lestris</i> , <i>Ill.</i>	332
<i>crepidatus</i> (<i>Banks</i>)	332
Family LARIDÆ	333
Genus <i>Larus</i> , <i>L.</i>	333
<i>marinus</i> , <i>L.</i>	333
<i>glaucus</i> , <i>Brünn.</i>	334
<i>argentatus</i> , <i>Gm.</i>	334
<i>pacificus</i> , <i>Lath.</i>	335
<i>fuscus</i> , <i>L.</i>	335
<i>crassirostris</i> , <i>V.</i>	335
<i>canus</i> , <i>L.</i>	335
<i>jamesonii</i> , <i>Wils.</i>	336
<i>ridibundus</i> , <i>L.</i>	336
Genus <i>Rissa</i> , <i>Steph.</i>	336
<i>tridactyla</i> (<i>L.</i>)	336
<i>brevirostris</i> (<i>Bruch</i>)	337
Subfamily STERNINÆ	337
Genus <i>Sterna</i> , <i>Briss.</i>	337
<i>fluviatilis</i> , <i>Naum.</i>	337
<i>arctica</i> , <i>T.</i>	338
<i>maxima</i> , <i>Bohd.</i>	338
<i>bergii</i> , <i>Licht.</i>	338
<i>caspia</i> , <i>Pull.</i>	338
Genus <i>Hydrochelidon</i> , <i>Boie</i>	339
<i>nigra</i> (<i>L.</i>)	339
Genus <i>Gygis</i> , <i>Wagl.</i>	339
<i>candida</i> (<i>Forst.</i>)	339
Genus <i>Anous</i> , <i>Steph.</i>	339
<i>stolidus</i> (<i>L.</i>)	339
Genus <i>Rhynchops</i> , <i>L.</i>	340
<i>flavirostris</i> , <i>V.</i>	340
Family CHIONIDIDÆ	340
Genus <i>Chionis</i> , <i>Forst.</i>	340
<i>alba</i> , <i>L.</i>	340
<i>minor</i> , <i>Hartl.</i>	340

	Page
Family THINOCORIDÆ	341
Genus <i>Thinocorus</i> , <i>Esch.</i>	341
<i>rumicivorus</i> , <i>Esch.</i>	341
Family GLAREOLIDÆ	341
Genus <i>Glareola</i> , <i>Briss.</i>	341
<i>pratincta</i> (<i>L.</i>)	341
Family ŒDICNEMIDÆ	342
Genus <i>Œdienemus</i> , <i>T.</i>	342
<i>œdienemus</i> (<i>L.</i>)	342
<i>capensis</i> , <i>Licht.</i>	342
<i>grallarius</i> (<i>Lath.</i>)	342
Suborder II. LIMICOLÆ	343
Family PARRIDÆ	343
Genus <i>Parra</i> , <i>L.</i>	343
<i>jacana</i> , <i>L.</i>	343
<i>gallinacea</i> , <i>T.</i>	343
Family CHARADRIIDÆ	344
Genus <i>Pluvianus</i> , <i>V.</i>	344
<i>ægyptius</i> (<i>L.</i>)	344
Genus <i>Charadrius</i> , <i>L.</i>	344
<i>pluvialis</i> , <i>L.</i>	344
Genus <i>Squatarola</i> , <i>Leach</i>	345
<i>helvetica</i> (<i>L.</i>)	345
Genus <i>Oreophilus</i> , <i>Gray</i>	345
<i>totanirostris</i> , <i>J. & S.</i>	345
Genus <i>Erythrogonys</i> , <i>Gould</i>	345
<i>rufiventer</i> (<i>Less.</i>)	345
Genus <i>Ægialitis</i> , <i>Boie</i>	346
<i>hiaticula</i> (<i>L.</i>)	346
<i>wilsonia</i> (<i>Ord</i>)	346
<i>vocifera</i> (<i>L.</i>)	346
<i>nigrifrons</i> (<i>T.</i>)	346
Genus <i>Lobivanellus</i> , <i>Strickl.</i>	347
<i>lobatus</i> (<i>Lath.</i>)	347
<i>pectoralis</i> (<i>Wagl.</i>)	347
<i>indicus</i> (<i>Bodd.</i>)	347

Family CHARADRIIDÆ (<i>continued</i>).		
Genus Vanellus, <i>Briss.</i>		Page
<i>vanellus</i> (<i>L.</i>)		348
Genus Hoplopterus, <i>Bp.</i>		348
<i>spinosus</i> (<i>L.</i>)		348
<i>ventralis</i> (<i>Wagl.</i>)		348
Genus Strepstilas, <i>Ill.</i>		349
<i>interpres</i> (<i>L.</i>)		349
Genus Hæmatopus, <i>L.</i>		349
<i>ostralegus</i> (<i>L.</i>)		349
<i>palliatu</i> s, <i>T.</i>		350
<i>fuliginosus</i> , <i>Gould</i>		350
Family SCOLOPACIDÆ		350
Genus Recurvirostra, <i>L.</i>		350
<i>avocetta</i> , <i>L.</i>		350
<i>rubricollis</i> , <i>T.</i>		350
Genus Cladorhynchus, <i>Gray</i>		351
<i>pectoralis</i> (<i>Dubus</i>)		351
Genus Himantopus, <i>Briss.</i>		351
<i>leucocephalus</i> , <i>Gould</i>		351
<i>himantopus</i> , <i>L.</i>		352
Genus Phalaropus, <i>Briss.</i>		352
<i>hyperboreus</i> (<i>L.</i>)		352
<i>fulicarius</i> (<i>L.</i>)		352
Genus Scolopax, <i>Briss.</i>		353
<i>rusticola</i> , <i>L.</i>		353
Genus Philohela, <i>Gray</i>		353
<i>minor</i> (<i>Gm.</i>)		353
Genus Gallinago, <i>Leach</i>		354
<i>gallinula</i> (<i>L.</i>)		354
<i>australis</i> (<i>Lath.</i>)		354
<i>delicata</i> (<i>Ord</i>)		354
<i>gallinago</i> (<i>L.</i>)		354
<i>megala</i> , <i>Swinh.</i>		355
Genus Rhynchæa, <i>Cuv.</i>		355
<i>capensis</i> (<i>L.</i>)		355
<i>australis</i> , <i>Gould</i>		355

Family SCOLOPACIDÆ (*continued*).

	Page
Genus <i>Tringa</i> , <i>Briss.</i>	356
<i>crassirostris</i> , <i>T.</i>	356
<i>alpina</i> , <i>L.</i>	356
<i>canutus</i> , <i>L.</i>	356
<i>maritima</i> , <i>Gm.</i>	357
Genus <i>Machetes</i> , <i>Cuv.</i>	357
<i>pugnax</i> (<i>L.</i>)	357
Genus <i>Calidris</i> , <i>Briss.</i>	358
<i>arenaria</i> (<i>L.</i>)	358
Genus <i>Tringoides</i> , <i>Bp.</i>	358
<i>hypoleucus</i> (<i>L.</i>)	358
Genus <i>Totanus</i> , <i>Cuv.</i>	359
<i>canescens</i> (<i>Gm.</i>)	359
<i>glareola</i> (<i>L.</i>)	359
<i>calidris</i> (<i>L.</i>)	359
Genus <i>Limosa</i> , <i>Briss.</i>	360
<i>lapponica</i> (<i>L.</i>)	360
<i>uropygialis</i> , <i>Gould</i>	360
<i>ægocephala</i> (<i>L.</i>)	360
Genus <i>Numenius</i> , <i>Briss.</i>	361
<i>phæopus</i> (<i>L.</i>)	361
<i>variegatus</i> (<i>Scop.</i>)	361
<i>minutus</i> , <i>Gould</i>	361
<i>arcuatus</i> (<i>L.</i>)	362
Genus <i>Ibidorhynchus</i> , <i>Vig.</i>	362
<i>struthersi</i> , <i>Vig.</i>	362
Suborder III. <i>GRALLÆ</i>	363
Family GRUIDÆ	363
Genus <i>Grus</i> , <i>Pall.</i>	363
<i>cinerea</i> , <i>Bechst.</i>	363
<i>antigone</i> (<i>L.</i>)	364
<i>carunculata</i> (<i>Gm.</i>)	364
<i>canadensis</i> (<i>L.</i>)	365
Genus <i>Tetrapteryx</i> , <i>Thomb.</i>	365
<i>paradisea</i> , <i>Licht.</i>	365
Genus <i>Anthropoides</i> , <i>V.</i>	365
<i>virgo</i> (<i>L.</i>)	365

Family GRUIDÆ (<i>continued</i>).	
Genus <i>Balearica</i> , <i>Briss.</i>	Page 366
<i>pavonina</i> (<i>L.</i>)	366
<i>chrysolepargus</i> (<i>Licht.</i>)	366
Family ARAMIDÆ	367
Genus <i>Aramus</i> , <i>V.</i>	367
<i>scolopaceus</i> (<i>Gm.</i>)	367
Family RHINOCHETIDÆ	367
Genus <i>Rhinochetus</i> , <i>Verr. & Des Murs.</i>	367
<i>jubatus</i> , <i>Verr. & Des Murs</i>	367
Suborder IV. <i>HEMIPODII</i>	368
Genus <i>Turnix</i> , <i>Bonn.</i>	368
<i>velox</i> (<i>Gould</i>)	368
<i>maculatus</i> , <i>V.</i>	368
<i>varius</i> (<i>T.</i>)	369
Genus <i>Pedionomus</i> , <i>Gould</i>	369
<i>torquatus</i> , <i>Gould</i>	369
Suborder V. <i>PTEROCLETES</i>	369
Genus <i>Syrnhaptes</i> , <i>Ill.</i>	370
<i>paradoxus</i> (<i>Pall.</i>)	370
Genus <i>Pterocles</i> , <i>T.</i>	370
<i>arenarius</i> (<i>Pall.</i>)	370
<i>lichtensteini</i> , <i>T.</i>	371
Suborder VI. <i>FULICARLÆ</i>	371
Family OTIDIDÆ	371
Genus <i>Otis</i> , <i>Briss.</i>	371
<i>tarda</i> , <i>L.</i>	371
<i>tetrax</i> , <i>L.</i>	372
<i>australis</i> , <i>Gray</i>	372
Genus <i>Eupodotis</i> , <i>Less.</i>	373
<i>edwardsi</i> (<i>J. E. Gray</i>)	373
<i>sp. incog.</i>	373
Genus <i>Sypheotides</i> , <i>Less.</i>	373
<i>aurita</i> (<i>Lath.</i>)	373

	Page
Family OPISTHOCOMIDÆ	374
Genus <i>Opisthocomus</i> , <i>Mll.</i>	374
<i>cristatus</i> (<i>Gm.</i>)	374
Family CARIAMIDÆ	375
Genus <i>Cariama</i> , <i>Briss.</i>	375
<i>cristata</i> (<i>L.</i>)	375
Family RALLIDÆ	375
Genus <i>Porphyrio</i> , <i>Briss.</i>	376
<i>melano-notus</i> , <i>T.</i>	376
<i>pulverulentus</i> , <i>T.</i>	376
<i>alleni</i> , <i>Thomps.</i>	376
<i>sp. incog.</i>	376
Genus <i>Notornis</i> , <i>Owen</i>	377
* <i>mautelli</i> , <i>Owen</i>	377
Genus <i>Fulica</i> , <i>Briss.</i>	377
<i>atra</i> , <i>L.</i>	377
<i>australis</i> , <i>Gould</i>	377
<i>americana</i> , <i>Gm.</i>	378
Genus <i>Gallinula</i> , <i>Briss.</i>	378
<i>chloropus</i> (<i>L.</i>)	378
<i>tenebrosa</i> , <i>Gould</i>	378
Genus <i>Tribonyx</i> , <i>Dubus</i>	379
<i>mortieri</i> , <i>Dubus</i>	379
<i>ventralis</i> (<i>Gould</i>)	379
Genus <i>Pareudiastes</i> , <i>Hartl. & Finsch</i>	379
<i>pacificus</i> , <i>H. & F.</i>	379
Genus <i>Oedromus</i> , <i>Wagl.</i>	380
<i>sylvestris</i> , <i>Scl.</i>	380
<i>lafresnayanus</i> (<i>Verr. & D s Murs</i>)	380
<i>australis</i> (<i>Sparrrm.</i>)	380
Genus <i>Aptornis</i> , <i>Owen</i>	381
* <i>otidiformis</i> (<i>Owen</i>)	381
Genus <i>Gallierex</i> , <i>Blyth</i>	381
<i>cinerea</i> (<i>Gm.</i>)	381
Genus <i>Rallus</i> , <i>L.</i>	381
<i>aquaticus</i> , <i>L.</i>	381
<i>philippensis</i> , <i>L.</i>	382
<i>caribbaeus</i> , <i>Ridgw.</i>	382

Family RALLIDÆ (<i>continued</i>).	Page
Genus <i>Gymnoerex</i> , <i>Salvad.</i>	382
<i>plumbeiventris</i> (<i>Gray</i>)	382
Genus <i>Crex</i> , <i>Bechst.</i>	383
<i>erex</i> (<i>L.</i>)	383
Genus <i>Ortygometra</i> , <i>Leach</i>	383
<i>porzana</i> (<i>L.</i>)	383
<i>pusilla</i> (<i>Pall.</i>)	383
<i>carolina</i> (<i>L.</i>)	384
<i>fluminca</i> (<i>Gould</i>)	384
Family PSOPHIIDÆ	384
Genus <i>Psophia</i> , <i>L.</i>	385
<i>crepitans</i> , <i>L.</i>	385
Suborder VII. <i>HESPERORNITHES</i>	385
Family HESPERORNITHIDÆ	385
Genus <i>Hesperornis</i> , <i>Marsh</i>	385
* <i>regalis</i> , <i>Marsh</i>	385
* <i>crassipes</i> , <i>Marsh</i>	386
Suborder VIII. <i>PYGPODES</i>	387
Family COLYMBIDÆ	387
Genus <i>Colymbus</i> , <i>Briss.</i>	387
<i>glacialis</i> , <i>L.</i>	387
<i>septentrionalis</i> , <i>L.</i>	388
Family PODICIPEDIDÆ	388
Genus <i>Podiceps</i> , <i>Lath.</i>	389
<i>griseigena</i> (<i>Bodd.</i>)	389
<i>eristatus</i> (<i>L.</i>)	389
<i>dominicus</i> (<i>L.</i>)	389
Genus <i>Podilymbus</i> , <i>Less.</i>	390
<i>podiceps</i> (<i>L.</i>)	390
Genus <i>Tachybaptus</i> , <i>Reichenb.</i>	390
<i>fluvialis</i> (<i>Tunst.</i>)	390

	Page
Suborder IX. <i>GALLINÆ</i>	390
Family PHASIANIDÆ	391
Genus Phasianus, <i>L.</i>	391
colchicus, <i>L.</i>	391
versicolor, <i>T.</i>	391
wallichii, <i>Hardw.</i>	392
scintillans, <i>Gould</i>	392
Genus Thaumalea, <i>Wagl.</i>	392
picta (<i>L.</i>)	392
Genus Crossoptilum, <i>Hodgk.</i>	393
auritum, <i>Pall.</i>	393
Genus Lophophorus, <i>T.</i>	393
impeyanus (<i>Lath.</i>)	393
Genus Euploeomus, <i>T.</i>	394
prælatum (<i>Bp.</i>)	394
nyctemerus (<i>L.</i>)	394
lineatus (<i>Vig.</i>)	394
erythrophthalmus (<i>Raffl.</i>)	394
Genus Gallus, <i>Briss.</i>	395
sonnerati, <i>T.</i>	395
domesticus	395
Genus Ceriornis, <i>Swains.</i>	396
satyra (<i>L.</i>)	396
temminckii (<i>Gray</i>)	397
Genus Polyplectrum, <i>T.</i>	397
thibetanum (<i>Gm.</i>)	397
Genus Argusianus, <i>Rafin.</i>	397
argus (<i>L.</i>)	397
Genus Pavo, <i>L.</i>	398
cristatus, <i>L.</i>	398
Family TETRAONIDÆ	398
Genus Tetrao, <i>L.</i>	398
urogallus, <i>L.</i>	398
tetrix, <i>L.</i>	399
Genus Lagopus, <i>Briss.</i>	399
scoticus (<i>Lath.</i>)	399
mutus (<i>Montin.</i>)	400

Family TETRAONIDÆ (<i>continued</i>).	Page
Genus <i>Bonasa</i> , <i>Steph.</i>	400
<i>bonasia</i> (<i>L.</i>)	400
<i>umbellus</i> (<i>L.</i>)	401
Family PERDICIDÆ	401
Genus <i>Perdix</i> , <i>Briss.</i>	401
<i>perdix</i> (<i>L.</i>)	401
Genus <i>Caccabis</i> , <i>Kaup</i>	402
<i>rufa</i> (<i>L.</i>)	402
<i>saxatilis</i> (<i>Meyer</i>)	402
Genus <i>Ammoderdix</i> , <i>Gould</i>	402
<i>bonhami</i> (<i>Gray</i>)	402
Genus <i>Francolinus</i> , <i>Steph.</i>	403
<i>sinensis</i> (<i>Osborn</i>)	403
<i>pictus</i> (<i>J. & S.</i>)	403
<i>clamator</i> (<i>T.</i>)	403
Genus <i>Coturnix</i> , <i>Bonn.</i>	404
<i>coturnix</i> (<i>L.</i>)	404
Genus <i>Perdicula</i> , <i>Hodgs.</i>	404
<i>asiatica</i> (<i>Lath.</i>)	404
Genus <i>Excalfactoria</i> , <i>Bp.</i>	405
<i>australis</i> , <i>Gould</i>	405
Genus <i>Ortyx</i> , <i>Steph.</i>	405
<i>virginianus</i> (<i>L.</i>)	405
Genus <i>Eupychortyx</i> , <i>Gould</i>	405
<i>cristata</i> (<i>L.</i>)	405
Family NUMIDIDÆ	406
Genus <i>Numida</i> , <i>L.</i>	406
<i>meleagris</i> , <i>L.</i>	406
<i>cristata</i> , <i>Pall.</i>	406
Genus <i>Meleagris</i> , <i>L.</i>	406
<i>gallopavo</i> , <i>L.</i>	406
Family CRACIDÆ	407
Genus <i>Crax</i> , <i>L.</i>	408
<i>carunculata</i> , <i>T.</i>	408
<i>alector</i> , <i>L.</i>	408

Family CRACIDÆ (*continued*).

	Page
Genus <i>Penelope</i> , <i>Merr.</i>	408
<i>superciliaris</i> , <i>T.</i>	408
<i>greyci</i> , <i>Gray</i>	409
<i>pileata</i> , <i>Wagl.</i>	409
<i>marail</i> , <i>Gm.</i>	409
<i>eristata</i> (<i>L.</i>)	409
Genus <i>Pipile</i> , <i>Bp.</i>	410
<i>cumanensis</i> (<i>Jacq.</i>)	410
Genus <i>Mitua</i> , <i>Less.</i>	410
<i>tuberosa</i> (<i>Spix</i>)	410
Genus <i>Pauxi</i> , <i>T.</i>	410
<i>galcata</i> (<i>Lath.</i>)	410
Genus <i>Ortalis</i> , <i>Merr.</i>	411
<i>motmot</i> (<i>L.</i>)	411
Genus <i>Oreophasis</i> , <i>Gray</i>	411
<i>derbianus</i> , <i>Gray</i>	411
Family MEGAPODIIDÆ	412
Genus <i>Talegallus</i> , <i>Less.</i>	412
<i>lathamii</i> (<i>Gray</i>)	412
Genus <i>Megacephalum</i> , <i>Gray</i>	412
<i>maleo</i> , <i>Miill.</i>	413
Genus <i>Lipoa</i> , <i>Gould</i>	413
<i>ocellata</i> , <i>Gould</i>	413
Genus <i>Megapodius</i> , <i>Q. & G.</i>	413
<i>tumulus</i> , <i>Gould</i>	413
Suborder X. <i>CRYPTURI</i>	414
Genus <i>Rhynchotus</i> , <i>Spix</i>	414
<i>rufescens</i> (<i>T.</i>)	414
Genus <i>Tinamus</i> , <i>Lath.</i>	415
<i>solitarius</i> (<i>V.</i>)	415

	Page
Subclass STRUTHIONIFORMES	416
Order I. APTERYGES	416
Genus <i>Apteryx</i> , <i>Shaw</i>	416
<i>australis</i> , <i>Shaw</i>	416
<i>oweni</i> , <i>Gould</i>	416
<i>sp. incog.</i>	417
Order II. RATITÆ	417
Suborder I. <i>RHEÆ</i>	417
Genus <i>Rhea</i> , <i>Briss.</i>	418
<i>americana</i> , <i>Lath.</i>	418
<i>darwini</i> , <i>Gould</i>	419
Suborder II. <i>STRUTHIONES</i>	419
Genus <i>Struthio</i> , <i>Briss.</i>	420
<i>camelus</i> , <i>L.</i>	420
Suborder III. <i>ÆPYORNITHIFORMES</i>	423
Family <i>ÆPYORNITHIDÆ</i>	423
Genus <i>Æpyornis</i> , <i>Is. Geoffr.</i>	423
* <i>maximus</i> , <i>Is. Geoffr.</i>	423
Suborder IV. <i>DINORNITHES</i>	423
Family <i>DINORNITHIDÆ</i>	423
Genus <i>Diornis</i> , <i>Owen</i>	423
* <i>novæ-zelandiæ</i> , <i>Owen</i>	424
* <i>maximus</i> , <i>Owen</i>	425
* <i>sp. incog.</i>	426
* <i>struthioides</i> , <i>Owen</i>	427
Genus <i>Megalapteryx</i> , <i>Haast</i>	428
* <i>hectori</i> , <i>Haast</i>	428
Genus <i>Anomalopteryx</i> , <i>Reichenb.</i>	428
* <i>casuarina</i> (<i>Owen</i>)	428
* <i>dromæoides</i> (<i>Owen</i>)	430
* <i>didiformis</i> (<i>Owen</i>)	432
* <i>curta</i> (<i>Owen</i>)	433
* <i>geranoides</i> (<i>Owen</i>)	434

Family DINORNITHIDÆ (<i>continued</i>).	
Genus Emous, <i>Reichenb.</i>	Page 434
*gravipes, <i>Lydekker.</i>	434
*crassus (<i>Owen</i>)	435
Genus Pachyornis, <i>Lydekker</i>	436
*elephantopus (<i>Owen</i>)	436
*sp. incog.	436
Suborder V. CASUARIÆ	437
Family CASUARIIDÆ	437
Genus Dromæus, <i>V.</i>	437
novæ-hollandiæ (<i>Lath.</i>)	437
Genus Casuarius, <i>Briss.</i>	438
bennetti, <i>Gould</i>	438
galeatus, <i>V.</i>	439
australis, <i>Wall</i>	439
Family DROMORNITHIDÆ	440
Genus Dromornis, <i>Owen</i>	440
*australis, <i>Owen</i>	440

EXPLANATION OF THE ABBREVIATIONS.

- O. C. Old Catalogue.
- S. S. Separate Series.
- F. C. Catalogue of Fossils.

OSTEOLOGICAL CATALOGUE.

PART III.

Class **AVES.**

The system of Classification followed in the present work is mainly that proposed by Mr. Henry Seebohm in his 'Classification of Birds,' and further elaborated in his 'Birds of the Japanese Empire'*. There are some points in this system which I have slightly modified; but they are of minor importance when compared with the fact that every group of birds, as diagnosed by Mr. Seebohm, possesses a combination of definite features, which are characteristic of the group, and of that group alone, be it Order or Suborder.

Subclass *PASSERIFORMES.*

A. Young hatched in a helpless condition, and requiring to be fed in the nest for many days, but not passing through a complete downy stage. (*Cf.* Seebohm, *Classif. B.* p. 1.)

[N.B.—The late Professor Sundevall made the condition of the young at birth a primary character for his division of the Class "Aves." His two great "Agmina" were *Gymnoperdes* and *Dasyperdes* (*Av. Tent.* pp. 1, 102, 158). The naked condition of the young at birth is thus described by him:—"A tuft of down, the forerunner of the actual feather, is attached to the tip of the

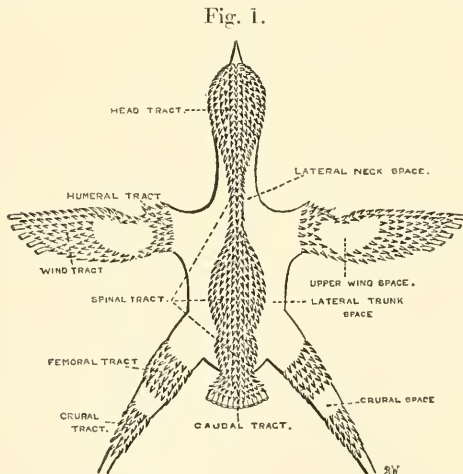
* Seebohm, H. Classification of Birds; an attempt to Diagnose the Sub-classes, Orders, Suborders, and some of the Families of existing Birds. 8vo. London: 1889. Pp. i-xii. 1-52.

feather about to be developed; it is of a fragile and light nature, not easily observed, and does not hide the skin. The chicks themselves are helpless, cannot walk, and, until they are full-grown and have acquired the faculty of flight, they are brought up by the parent birds in a nest, constructed with some skill by the latter, and have the food placed in their mouths by the parent birds." (Cf. Nicholson's translation, p. 43, 1889.)]

It may here be noted that the subject has never been fully worked out, for the nestling of the Shore-Lark (*Otocorys alpestris*), when hatched, is hidden by yellow down; but this is arranged in tufts, and on examination is very different from the close-set down of a nestling Hawk or Owl, where it entirely covers the body. Another Passerine bird which shows downy tufts adhering to the apex of the true plume is *Ptilochloris buckleyi*, from Ecuador (cf. Sel. & Salv. P. Z. S. 1880, p. 158, pl. xvi.; Sel. Cat. B. Brit. Mus. xiv. p. 318, 1888).

Probably all the genera of Passeriformes pass through a more or less downy stage; but I think that the character of the downy plumage will be found in every case to be different in complexion and development from the downy young of the *Dasypædes*, though *Menura* appears to be an exception, and I have recently separated it from the other Passeres.

- B. A spinal feather-tract on a considerable part of the neck, well defined by lateral bare tracts and not split by a spinal bare tract.



Dorsal view of *Turdus musicus*, to show the pterylosis of a typical Passerine Bird. (From a specimen in the Index Series in the Natural History Museum, by permission of Professor Flower, C.B., F.R.S.)

- C. A hind toe is always present (generally the *first* digit, but occasionally, in a few Scansores which have lost the hallux, the *fourth* digit) and is connected with the *flexor longus hallucis* (*cf.* figure of foot of Rook, *infra*, p. 5).
- D. Cervical vertebræ, including the cervico-dorsal ones, no exceeding fifteen in number.

The Subclass Passeriformes may be subdivided into four Orders, viz.:—I. PICO-PASSERES. II. COLUMBÆ. III. TROGONES. IV. COCCYGES.

Order PICO-PASSERES.

(*Cf.* Seebohm, *t. c.* p. 2.)

- A. Young hatched in a helpless condition and naked, not passing through a complete downy stage before acquiring feathers.
- B. Flexor longus hallucis leading to one or both (if two) hind toes (which is generally the hallux only, but is sometimes the fourth digit only, sometimes the first and fourth, and occasionally the first and second). (*Vide* fig. 3.)
- C. Ambiens and accessory femoro-caudal muscles absent.

The Order Pico-Passerres may be divided into four Suborders:—I. PASSERES. II. EURYLEMI. III. TROCHILI. IV. SCANSORES.

Suborder I. PASSERES*.

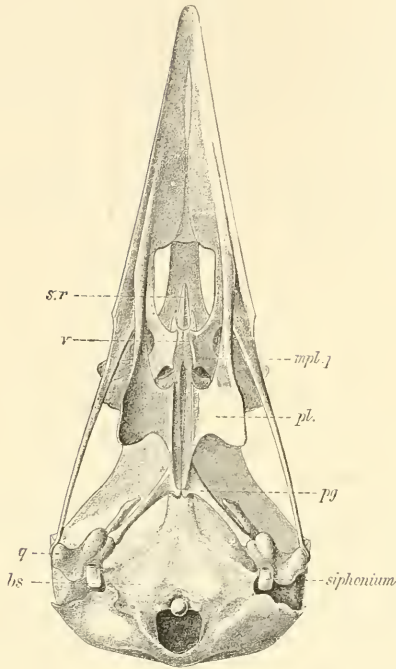
(*Cf.* Seebohm, *t. c.* p. 3.)

- A. Palate ægithognathous †.

* *Cf.* Dr. Shufeldt's "Contributions to the Comparative Osteology of the Families of North-American Passeres," Journ. Morph. iii. pp. 81-112, pls. v., vi.

† *Cf.* Huxley, P. Z. S. 1867, p. 451; Parker, Trans. Z. S. ix. pp. 289-352, pls. liv.-lxii. (1873), x. pp. 251-314, pls. xlvi.-liv. (1876); Oates, Faun. Brit. Ind., Birds, i. p. 4 (1889).

Fig. 2.



Ventral surface of skull of Rook (*Trypanocorax fragilegus*), to show the ægithognathous palate and bony siphonium. *v.*, vomer; *mpl.p.*, maxillo-palatine process; *pl.*, palatine; *pg.*, pterygoid; *q.*, quadrate; *bs.*, basi-sphenoid; *s.r.*, sphenoidal rostrum. (From a specimen in the Museum of the Royal College of Surgeons.)

- B. Deep plantar tendons not connected together by a vinculum.
- C. Oil-gland present, but nude.
- D. Spinal feather-tract well defined on the neck, and not forked on the upper back.
- E. Hallux always present and connected with the *flexor longus hallucis*, and not with the *flexor perforans digitorum*. (Vide fig. 3.)

Fig. 3.

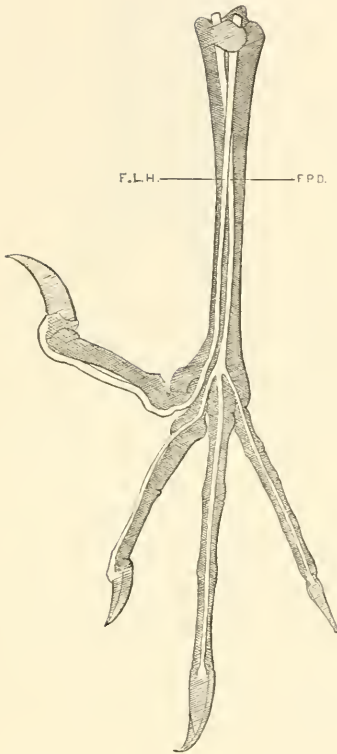


Fig. 4.

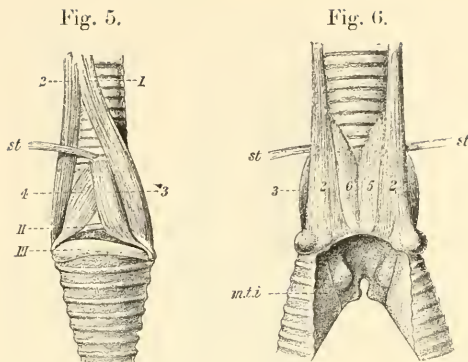


Fig. 3.—Foot of Rook (*Trypanocorax frugilegus*), dissected so as to show the arrangement of the deep plantar tendons. F.L.H., flexor longus hallucis; F.P.D., flexor perforans digitorum. (From a specimen in the Museum of the Royal College of Surgeons.)

Fig. 4.—Plantar surface of foot of Rook, to show the proportions of the toes in the family Corvidæ. (From a specimen in the Museum of the Royal College of Surgeons.)

Division A. PASSERES ACROMYODI, or OSCINES.

The intrinsic muscles of the voice-organ fixed to the end of the bronchial semi-rings (*cf.* Garrod, P. Z. S. 1877, p. 517).



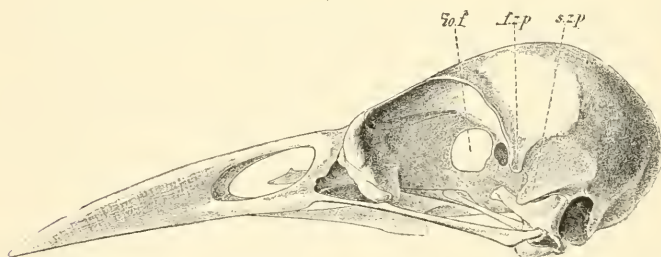
Syrinx of Rook (*T. frugilegus*), to show the arrangement and Acromyodian attachments of the intrinsic muscles.—Fig. 5. Lateral view of syrinx. Fig. 6. Dorsal surface of syrinx. *st*, muscle running from trachea to costal process of sternum; II, III, second and third bronchial semi-rings, the first concealed by muscles: 1, 2, 3, 4, 5, 6, syringeal muscles; *m.t.i.*, the membrana tympaniformis interna.

Subdivision A. PASSERES NORMALES.

Family CORVIDÆ*.

- A. Outer and inner toes subequal in length. Fig. 4 (*vide* p. 5).
- B. No bony nasal septum, but a corresponding deficiency in the palate.
- C. Palatines obtusely quadrate near their posterior extremity. (Fig. 2.)

Fig. 7.



Lateral view of cranium of Rook (*T. frugilegus*). (From a specimen in the Museum of the Royal College of Surgeons.) *io.f.*, interorbital fenestra; *f.z.p.*, frontal zygomatic process; *s.z.p.*, squamosal zygomatic process.

* Cf. W. K. Parker, "On the Structure and Development of the Crow's Skull," *M. Micr. Journ.* viii. pp. 217-226, pls. 34-36 (1872); also Dr. Shufeldt's 'Myology of the Raven,' 8vo, 1890.

- D. In the interorbital septum is a large fenestra situated immediately in front of the optic foramen, and rather more than twice the diameter of the latter.
- E. Zygomatic process of frontal and squamosal well-marked and nearly equal.

“All the *Corvidæ* possess the *siphonium*, one upon either side the skull, it being a curved osseous tube, described by Nitzsch, which conducts the air from the tympanic cavity to the lower jaw.” (*Shufeldt.*)

Genus **TRYPANOCORAX.**

Sundevall, *Av. Meth. Tent.* p. 43 (1872).

Trypanocorax frugilegus.

Corvus frugilegus, Linnæus, *Syst. Nat.* i. p. 156 (1766); Eyton, *Osteol. Av.* p. 147 (1867).

Trypanocorax frugilegus, Sharpe, *Cat. B. Brit. Mus.* iii. p. 9 (1877).

THE COMMON ROOK.

Hab. Europe, wintering in N.W. India.

1. Skeleton. O. C. 1553 A. *Yarrell Collection.*
2. Skeleton. O. C. 1553 D.
Presented by Professor Flower, C.B., F.R.S.
3. Skeleton of male. From Uxbridge.
Presented by Mr. T. Devonshire.
4. Skeleton of female. From Uxbridge.
Presented by Mr. T. Devonshire.
5. Sternum (with furcula, right coracoid, and scapula).
S. S. 830. *Purchased.*
6. Skull. O. C. 1553 F. *Presented by W. J. Bounor, Esq.*
7. Skull. From Southend. O. C. 1553 E.
Presented by Mr. J. Marle.
8. Skull, with malformed mandibles. O. C. 1553 C. (Figured
in Yarrell's 'British Birds,' ii. p. 90.)
9. Skull. O. C. 1553. *Hunterian.*
10. Skull of male. From Germany. *Purchased.*
11. Skull of female. From Germany. *Purchased.*

Trypanocorax frugilegus.

12. Skull with lower jaw attached. The bony siphonium, which conducts the air from the tympanic cavity to the articular bone, is indicated on the left side by black paper. The ligaments are painted blue. *Presented by Lord Lilford.*
13. Skull. Red bristles have been passed through the siphonia into the tympanic cavities. The right membrana tympani has been removed. A red bristle has been passed into the opening in the left articular, through which air enters the lower jaw. *Presented by Lord Lilford.*
14. Skull. The bony siphonia have been left attached to the articular bones. *Presented by Dr. D. Sharp, F.R.S.*
15. Hyoid. The entoglossal is represented by a paired bone. *Presented by Dr. D. Sharp, F.R.S.*
16. Sternum and shoulder-girdle. *Presented by Dr. D. Sharp, F.R.S.*
17. Pelvis with adjacent vertebrae. *Presented by Dr. D. Sharp, F.R.S.*

Genus **CORVUS***.

Linnæus, Syst. Nat. ed. 12, i. p. 155 (1766).

Corvus corax.

Linnæus, *loc. cit.*; Eyton, Osteol. Av. p. 145; Sharpe, Cat. B. Brit. Mus. iii. p. 14 (1877).

THE COMMON RAVEN.

Hab. Europe and Northern and Central Asia, North America, as far south as Mexico. The Raven of the Old and New Worlds is practically the same bird, but varies considerably in size in various localities. On the variation in the size of skulls in Ravens from Alaska and New Mexico, with figures, *cf.* Shufeldt, Proc. U. S. Nat. Mus. 1887, p. 386.

* The skeleton of *Corvus scapulatus* is figured in Meyer's 'Abbildungen von Vögel-Skeletten,' pl. 96. The skull of *C. sinuatus* is figured by Shufeldt (Proc. U. S. Nat. Mus. 1887, p. 386).

18. Cranium. O. C. 1546. *Hunterian.*
19. Skull of female. From Germany. *Purchased.*
20. Cranium, longitudinally bisected, with horny sheath of mandible attached. O. C. 1547. *Purchased.*
21. Sternum (with furcula, right coracoid, and scapula). S. S. 827. *Purchased.*
22. Bones (various). O. C. 1547 A. *Hunterian.*

Corvus coronoides.

Corvus coronoides, Vigors & Horsfield, Trans. Linn. Soc. xv. p. 261 ;
Sharpe, Cat. B. Brit. Mus. iii. p. 20 (1877).

THE WHITE-EYED AUSTRALIAN RAVEN.

Hab. The whole of Australia, excepting the western portion
(*cf.* Ramsay, Tab. List Austr. B. p. 12, 1888).

23. Skeleton. From Tasmania. O. C. 1547 A. *Gould Collection.*
24. Sternum (with furcula, left coracoid, and scapula). From Tasmania. *Gould Collection.*

Genus **COLÆUS.**

Kaup, Natürl. Syst. p. 114 (1829).

Colæus monedula.

Corvus monedula, Linnæus, Syst. Nat. i. p. 156 (1766); Eyton,
Osteol. Av. p. 147.

Colæus monedula (L.), Sharpe, Cat. B. Brit. Mus. iii. p. 26 (1877).

THE COMMON JACKDAW.

Hab. Europe and Northern Africa.

25. Skeleton. *Presented by Mr. W. Sibley.*
26. Skull. O. C. 1553 G. *Presented by W. J. Bonnor, Esq.*
27. Skull (bisected). O. C. 1554. *Presented by J. W. Stewart, Esq.*

Colæus monedula.

28. Sternum (with furcula, right coracoid, and scapula).
S. S. 831. *Purchased.*

Genus **CORONE.**

Kaup, Natürl. Syst. p. 99 (1829).

Corone cornix.

Corvus cornix, Linnæus, Syst. Nat. i. p. 156 (1766).

Corone cornix (L.), Sharpe, Cat. B. Brit. Mus. iii. p. 31 (1877).

THE HOODED OR ROYSTON CROW.

Hab. Europe.

29. Natural skeleton : mounted (ribs and right wing defective).
O. C. 1550. *South Collection.*
30. Skull. O. C. 1550 A. From Egypt.
Presented by Prof. Flower, C.B., F.R.S.
31. Skull (mandible deformed). O. C. 1552. *Purchased.*
32. Skull of male. From Germany. *Purchased.*
33. Skull of female. From Bonn. *Purchased.*
34. Sternum (with furcula, left coracoid, and scapula).
S. S. 829. *Purchased.*
35. Sternum, with shoulder-girdle. O. C. 1552 A. *Purchased.*

Corone corone.

Corvus corone, Linnæus, Syst. Nat. i. p. 36 (1766).

Corone corone (L.), Sharpe, Cat. B. Brit. Mus. iii. p. 36 (1877).

THE CARRION-CROW.

Hab. Europe and Northern Asia, locally distributed, wintering in N.W. India and China.

36. Articulated skeleton: mounted (toes defective). O. C. 1548.
South Collection.

37. Articulated skeleton: mounted (right hallux wanting). O. C. 1548 A. *Yarrell Collection.*
38. Sternum (with furcula, right coracoid, and scapula). S. S. 828. *Purchased.*
39. Skull of female. From Germany. *Purchased.*
40. Skull of male. From South Germany. *Purchased.*
41. Skull. O. C. 1549. *Purchased.*

Corone australis.

- Corvus australis*, Gould, Handb. B. Austr. i. p. 475 (1865).
Corone australis (Gould), Sharpe, Cat. B. Brit. Mus. iii. p. 37 (1877).

THE BROWN-EYED AUSTRALIAN CROW.

Hab. The whole of Australia and Tasmania.

42. Skeleton. From Tasmania. O. C. 1547 B. *Gould Collection.*
43. Sternum of female. From Tasmania. *Gould Collection.*

Corone tenuirostris.

- Corvus tenuirostris*, Moore, Cat. B. Mus. E. I. Co. ii. p. 558 (1856).

THE MALAYAN SLENDER-BILLED CROW.

Hab. Malayan Peninsula, Sumatra, and Borneo.

44. Skeleton. O. C. 1548 C. *Presented by Sir Stamford Raffles.*
45. Skeleton. O. C. 1548 D. *Presented by Sir Stamford Raffles.*

Genus **MICROCORAX.**

Sharpe, Cat. B. Brit. Mus. iii. p. 48 (1877).

Microcorax jamaicensis.

- Corvus jamaicensis*, Gmelin, S. N. i. p. 367 (1788).
Microcorax jamaicensis (Gm.), Sharpe, *loc. cit.*

THE JAMAICAN CROW.

Hab. Jamaica.

46. Sternum of male, with shoulder-girdle.
Presented by the Smithsonian Institution.

Genus **NUCIFRAGA.**

Briss. Orn. ii. p. 58 (1760).

- A. No fenestra in interorbital septum, but an irregular deficiency in the ossification of the cranium above the optic foramen.
- B. Squamosal zygoma very long and broad at its origin, so that it forms a considerable portion of the orbital margin.
- C. Palatines with their posterior extremity prolonged backwards as a broad process (see fig. 9).
- D. Flexure of lower jaw opposite the naso-frontal suture.

Fig. 9.

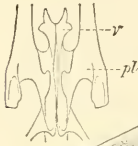


Fig. 8.

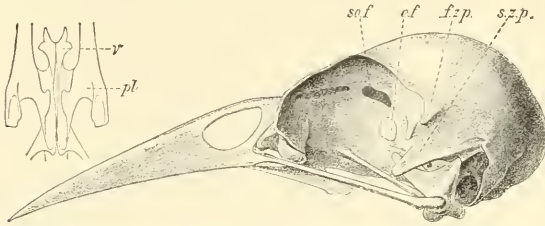


Fig. 8.—Lateral view of skull of *Nucifraga caryocatactes*. *so.f.*, supraorbital fenestra; *o.f.*, optic foramen; *f.z.p.*, frontal zygomatic process; *s.z.p.*, squamosal zygomatic process.

Fig. 9.—Ventral view of palate, to show the vomer and posterior extremities of palatine bones.

(From a specimen in the Museum of the Royal College of Surgeons.)

Nucifraga caryocatactes.

Corvus caryocatactes, Linnæus, S. N. i. p. 157 (1766).

Nucifraga caryocatactes, Sharpe, Cat. B. Brit. Mus. iii. p. 53 (1877); Eyton, Osteol. Av. p. 148.

THE NUTCRACKER.

Hab. Europe and Northern Asia.

47. Sternum, with shoulder-girdle. O. C. 1555 E.

Presented by C. G. Danford, Esq.

48. Skull of male. From Germany.

Purchased.

49. Skull of female. From Germany.

Purchased.

Genus **PICA.**

Brisson, Orn. ii. p. 35 (1760).

Pica pica.

Corvus pica, Linnæus, S. N. i. p. 157 (1766).

Pica caudata, Keys. u. Blas. Wirb. Eur. p. 45 (1840); Eyton, Osteol. Av. p. 147.

Pica rustica (Scop.), Dresser, B. Eur. vol. iv. p. 509, pl. 260 (1873).

Pica pica (L.), Sharpe, Cat. B. Brit. Mus. iii. p. 62 (1877)*.

THE COMMON MAGPIE.

Hab. The whole of Europe and Northern Asia and North America.

50. Natural skeleton : mounted. O. C. 1554 c a.

From the Zoological Gardens, 1885.

51. Skull. O. C. 1554 c.

Received in exchange.

52. Sternum (with furcula, right coracoid, and scapula).
S. S. 832.

Purchased.

Genus **DENDROCITTA.**

Gould, P. Z. S. 1833, p. 565.

Dendrocitta rufa.

Lanius rufus, Scopoli, Del. Flor. et Faun. Insubr. ii. p. 6 (1786).

Dendrocitta rufa (Scop.), Sharpe, Cat. B. Brit. Mus. iii. p. 76 (1877); Oates, Faun. Br. Ind., Birds, i. p. 31 (1889).

THE INDIAN TREE-PIE.

Hab. Indian Peninsula and Burma.

53. Sternum of female, with shoulder-girdle. S. S. 1934.

From the Zoological Society.

* The skeleton of the American Magpie (*Pica hudsonica*) is described by Dr. Shufeldt (Journ. Anat. Phys. xxii pp. 309-350, pl. xv. figs. 6, 8, 9, 10).

Dendrocitta himalayensis.

Dendrocitta himalayensis, Blyth, Ibis, 1865, p. 45; Sharpe, Cat. B. Brit. Mus. iii. p. 79 (1877); Oates, Faun. Brit. Ind., Birds, i. p. 32 (1889).

THE HIMALAYAN TREE-PIE.

Hab. Himalaya Mountains.

54. Sternum, with shoulder-girdle. From Nepal (s. n. *Crypsirhina sinensis*, Hodgs.).

Presented by B. H. Hodgson, Esq.

Genus **CISSA.**

Boie, Isis, 1826, p. 975, note.

Cissa chinensis *.

Coracias chinensis, Boddaert, Tabl. Pl. Enl. Daubent. p. 38 (1783).

Cissa sinensis (Bodd.), Sharpe, Cat. B. Brit. Mus. iii. p. 85 (1877); Oates, Faun. Brit. Ind., Birds, i. p. 28 (1889).

THE GREEN MAGPIE.

Hab. Eastern Himalayas to Burma.

55. Sternum, with shoulder-girdle. From Nepal.

Presented by B. H. Hodgson, Esq.

Genus **GARRULUS.**

Briss. Orn. ii. p. 46 (1760).

Garrulus glandarius.

Corvus glandarius, Linnæus, Syst. Nat. i. p. 156 (1766).

Garrulus glandarius (L.); Sharpe, Cat. B. Brit. Mus. iii. p. 93 (1877).

THE COMMON JAY.

Hab. Europe.

56. Skeleton. From Riding Mill, Northumberland. O. C. 1554 E. *Presented by the Rev. H. H. Slater.*
57. Skull. From Damsdorf, Silesia. *Purchased.*
58. Skull. O. C. 1554 D. *Received in exchange.*
59. Skull. O. C. 1555. *Hunterian.*
60. Sternum, with shoulder-girdle (wanting right scapula). S. S. 1249. *Purchased.*

* A skeleton of *Cissa thalassina* is figured in Meyer's 'Abbildungen', pl. lxxxii. fig. 1.

Garrulus bispecularis.

Garrulus bispecularis, Vigors, P. Z. S. 1830, p. 7; Sharpe, Cat. B. Brit. Mus. iii. p. 100 (1877); Oates, Faun. Brit. Ind., Birds, i. p. 39 (1889).

THE HIMALAYAN JAY.

Hab. Himalaya Mountains.

61. Sternum, with shoulder-girdle. From Nepal.
Presented by B. H. Hodgson, Esq.
62. Pelvis. From above specimen.
Presented by B. H. Hodgson, Esq.

Genus **CYANOCITTA.**

Strickland, Ann. & Mag. N. H. xv. p. 261 (1845).

Cyanocitta cristata.

Corvus cristatus, Linnæus, Syst. Nat. i. p. 157 (1766).
Cyanocitta cristata (L.); Sharpe, Cat. B. Brit. Mus. iii. p. 107 (1877).

THE BLUE JAY.

Hab. Nearly the whole of North America. (*Cf.* A. O. U. Check-list, p. 241.)

63. Skeleton of male. *From the Zoological Society.*

Genus **GRACULUS.**

Koch, Syst. baier. Zool. p. 91 (1816).

Graculus graculus.

Corvus graculus, Linnæus, Syst. Nat. i. p. 158 (1766).
Fregilus graculus, Cuv. Règne Anim. i. p. 406 (1817).
Graculus graculus (L.), Sharpe, Cat. B. Brit. Mus. iii. p. 146 (1877).

THE RED-BILLED CHOUGH.

Hab. Europe and Northern Asia.

64. Skull. O. C. 1551. *Presented by Dr. Leach.*
65. Sternum, with shoulder-girdle. S. S. 1825. *Stores.*

Genus **CORCORAX.**Lesson, *Traité*, p. 325 (1831).**Corcorax melanorhamphus.***Coracias melanorhamphus*, Vieillot, *Nouv. Dict. d'Hist. Nat.* viii. p. 2 (1817).*Corcorax leucopterus* (Temm.), Gray, *List Gen. B.* 1841, p. 52.*Corcorax melanorhamphus* (V.), Sharpe, *Cat. B. Brit. Mus.* iii. p. 149 (1877).

THE WHITE-WINGED CHOUGH.

Hab. Australia, from Southern Queensland to New South Wales and South Australia.

66. Sternum and shoulder-girdle of male (wanting left coracoid and scapula). New South Wales (*E. P. Ramsay*). S. S. 1352. Presented by *P. L. Selater, Esq., F.R.S.*

Family PARADISEIDÆ*.

- A. Outer toe longer than inner. (*Vide* p. 17, fig. 12.)
 B. Interorbital septum almost entirely occupied by large fenestra, with a large deficiency in cranial wall immediately behind, and not separated from the former by a bony bar.
 C. Flexure of mandible immediately below nasal aperture.
 D. Frontal and squamosal zygomatica nearly equal.
 E. Palatines with the posterior extremity prolonged as in *Nucifraga*.

Fig. 11.



Fig. 10.

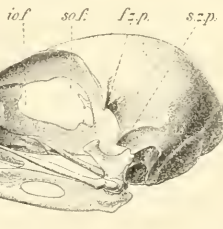


Fig. 10.—Lateral view of skull of *Paradisea minor*.—*io.f.*, interorbital fenestra; *so.f.*, supraorbital fenestra; *f.z.p.*, frontal zygomatic process; *s.z.p.*, squamosal zygomatic process. (From a specimen in the Museum of the Royal College of Surgeons.)

Fig. 11.—Ventral view of palate, to show the vomer and the posterior extremities of the palatine bones.

* Skeletons of several genera of Paradiseidæ are figured in Meyer's 'Abbildungen der Vögel-Skeletten.' *Manucodia* (pls. vii., vii. a), *Uranornis* (pl. lxxvii.), *Schlegelia* (pl. lxxviii.), *Cicinnurus* (pl. v.).

Fig. 12.



Plantar surface of foot of *Paradisea apoda*, to show the proportions of the toes. (From a specimen in the Natural-History Museum, by permission of Dr. Günther, F.R.S.)

Subfamily EPIMACHINÆ.

Genus **PTILORHIS.**

Swainson, Zool. Journ. i. p. 481 (1825)

Ptilorhis paradisea.

Ptilorhis paradisea, Swainson, *loc. cit.*; Sharpe, Cat. B. iii. p. 154 (1877).

THE COMMON RIFLE-BIRD.

Hab. Australia: Wide-Bay district to New South Wales.

67 A. Natural skeleton of female*. From Lismore, N.S.W.

Purchased from Mr. A. P. Goodwin.

67. Sternum of male, with shoulder-girdle. Clarence River, N. S. Wales (*E. P. Ramsay*). S. S. 1050.

Presented by P. L. Selater, Esq., F.R.S.

* Professor Stewart has carefully dissected the head of this specimen and finds the siphonium well ossified.

Subfamily PARADISEINÆ.

Genus **PARADISEA.**

Linnæus, Syst. Nat. i. p. 166 (1766).

Paradisea minor.

Paradisea minor, Shaw, Gen. Zool. vii. p. 486 (1809); Sharpe, Cat. B. iii. p. 168 (1877); Meyer, Abbild. Vögel-Skel. pl. vi.

THE LESSER BIRD OF PARADISE.

Hab. New Guinea.

68. Articulated skeleton: mounted. O. C. 1541 A. Prepared from a specimen which died in the Gardens of the Zoological Society.

Family PTILONORHYNCHIDÆ.

Genus **PTILONORHYNCHUS.**

Kuhl, Beitr. zur Zoologie, p. 150 (1820).

Ptilonorhynchus holosericeus.

Ptilonorhynchus holosericeus, Kuhl, *loc. cit.*; Sharpe, Cat. B. Brit. Mus. vi. p. 381 (1881).

THE SATIN BOWER-BIRD.

Hab. Australia.

- 69, 69 A. Natural skeleton of male. From Lismore, New South Wales. *Purchased from Mr. A. P. Goodwin.*
70. Sternum of male, with shoulder-girdle.
From the Zoological Society.
71. Sternum and shoulder-girdle of female, wanting left coracoid and scapula. Clarence River, N. S. W. (*E. P. Ramsay*).
S. S. 929. *Presented by P. L. Selater, Esq., F.R.S.*

Genus **ÆLURŒDUS.**

Cabanis, Mus. Hein. Th. i. p. 213, note (1850).

Æluroedus viridis.

Gracula viridis, Latham, Ind. Orn. Suppl. ii. p. xxviii (1801).

Æluroedus viridis, Sharpe, Cat. B. Brit. Mus. vi. p. 385 (1881).

THE AUSTRALIAN CAT-BIRD.

Hab. Australia.

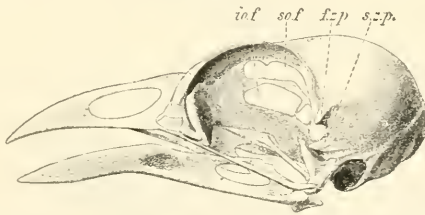
72. Sternum, with shoulder-girdle. Richmond River, N. S. W.
Presented by Dr. E. P. Ramsay.

Genus **CHLAMYDODERA.**

Gould, B. Austr., text to pt. i. pl. 3 (1837).

- A. Flexure of mandible beneath the middle of the nasal aperture.
B. Large deficiency in interorbital septum, as well as in the cranial wall, the two being separated by a bony bar, the upper foramen extending as far forwards as the interorbital deficiency.
C. Palatines with the posterior extremity prolonged.
D. A slight backward prolongation of angular.

Fig. 13.



Lateral view of skull of *Chlamydodera guttata*.—*io.f.*, interorbital fenestra; *so.f.*, supraorbital fenestra; *f.z.p.*, frontal zygomatic process; *s.z.p.*, squamosal zygomatic process.

Chlamydodera guttata.

Chlamydodera guttata, Gould, P. Z. S. 1862, p. 162.

Chlamydodera guttata, Sharpe, Cat. B. Brit. Mus. vi. p. 390 (1881).

THE LARGE SPOTTED BOWER-BIRD.

Hab. Interior Province and N.W. Australia.

73. Skeleton (imperfect). O. C. 1540 A. *Gould Collection.*

Genus **SERICULUS**.

Swainson, Zool. Journ. i. p. 478 (1825).

Sericulus melinus.*Turdus melinus*, Lath. Ind. Orn. Suppl. ii. p. xlv (1801).*Sericulus melinus*, Sharpe, Cat. B. Brit. Mus. vi. p. 395 (1881).

THE REGENT-BIRD.

Hab. Australia.

74. Sternum of female, with shoulder-girdle. Clarence River, N. S. W. (*E. P. Ramsay*). S. S. 1078.

Presented by P. L. Sclater, Esq., F.R.S.

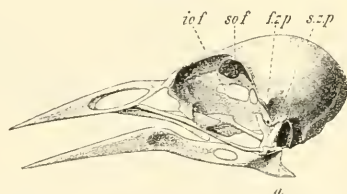
Family STURNIDÆ.

- A. Flexure of mandible below the naso-frontal suture.
Cranial deficiency very large, and extending as far forward as the somewhat narrow interorbital fenestra.
- B. Frontal and squamosal zygomatic processes only slightly developed.
- C. Palatines with the posterior extremity slightly prolonged.
- D. A marked backward prolongation of angular.

Genus **STURNUS** *.

Linnæus, Syst. Nat. i. p. 291 (1766).

Fig. 14.



Lateral view of skull of *Sturnus vulgaris*.—*io.f.*, interorbital fenestra; *so.f.*, supraorbital fenestra; *f.z.p.*, frontal zygomatic process; *s.z.p.*, squamosal zygomatic process; *a*, backward prolongation of mandible.

* "That part of the Passerine palatine which is arrested from forming a bony palatal floor generally exists as a free fore-looking spine. This is well seen in the Sparrow; it is the interpalatine process. . . . In Ducks and Swans this is a separate knuckle of bone; and in looking over a large number of Starling skulls, I find it in certain of them." (*Parker*, Trans. Linn. Soc. (2) Zool. v. pt. 1, pl. xx. fig. 12.) An examination of a skull of *S. vulgaris* which Professor Stewart has recently made proves that *Sturnus* also possesses the bony siphonium.

Sturnus vulgaris.

Sturnus vulgaris, Linnæus, *loc. cit.*; Eyton, *Osteol.* Av. p. 135
 Parker, *Trans. Linn. Soc. (2) Zool.* v. p. 109, pl. xx. fig. 12;
 Sharpe, *Cat. B. Brit. Mus.* xiii. p. 26 (1890).

THE COMMON STARLING.

Hab. Europe, wintering as far east as the Persian Gulf.

75. Natural skeleton : mounted. O. C. 1538. *Purchased.*
76. Skeleton of female. *Presented by Mr. W. Sibley.*
77. Skeleton. O. C. 1537 A. *Yarrell Collection.*
78. Skeleton of female. From Riding Mill, Northumberland.
 O. C. 1539 B. *Presented by the Rev. H. H. Slater.*
79. Skeleton of male. From Dorsetshire.
Presented by R. Bowdler Sharpe, Esq.
80. Natural skeleton : mounted (toes defective). O. C. 1537.
South Collection.
81. Natural skeleton of male : mounted.
Presented by Mr. J. Abrahams.
82. Skull of male. From Dorsetshire.
Presented by R. Bowdler Sharpe, Esq.
83. Skull. O. C. 1539. *Presented by Dr. Leach.*
84. Skull. O. C. 1539 A. *Received in exchange.*
85. Skull. O. C. 1539 C. *Presented by W. J. Bonnor, Esq.*
86. Cranium. O. C. 1540. *Purchased.*
87. Skull. *Old Coll.*
88. Hyoidean arch.
89. Sternum of male (No. 82).

Sturnus menzbieri.

Sturnus vulgaris, auct. ex Ind. Orient.

Sturnus menzbieri, Sharpe, Ibis, 1887, p. 438; id. Cat. B. Brit. Mus. xiii. p. 33, pl. i. (1890); Oates, Faun. B. Ind., Birds, i. p. 522 (1889).

THE INDIAN STARLING.

Hab. Siberia, wintering in the Indian Peninsula.

90. Sternum, with shoulder-girdle. From Nepal. S. S. 1874.
Presented by B. H. Hodgson, Esq.

Genus **PASTOR.**

Temminek, Man. d'Orn. i. p. 83 (1815).

Pastor roseus.

Turdus roseus, Linnæus, Syst. Nat. i. p. 294 (1766).

Sturnus roseus (L.), Scopoli, Ann. i. p. 130 (1769).

Pastor roseus (L.), Sharpe, Cat. B. Brit. Mus. xiii. p. 63 (1890);
Oates, Faun. Brit. Ind., Birds, i. p. 518 (1889).

THE ROSE-COLOURED STARLING.

Hab. South-eastern Europe to Central Asia, wintering in India.

91. Sternum of female, with shoulder-girdle.
Presented by Dr. J. Anderson, F.R.S.
92. Sternum, with shoulder-girdle. S. S. 2041.
From the Zoological Society.

Genus **STURNOPASTOR.**

Hodgson in Gray's Zool. Misc. p. 84 (1844).

Sturnopastor contra.

Sturnus contra, Linnæus, Syst. Nat. i. p. 290 (1766).

Sturnopastor contra (L.), Sharpe, Cat. B. Brit. Mus. xiii. p. 57
(1890); Oates, Faun. Brit. Ind., Birds, i. p. 542 (1889).

THE PIED STARLING.

Hab. Indian Peninsula, ranging eastwards into Assam.

93. Sternum, with shoulder-girdle. From Nepal. S. S. 1873.
Presented by B. H. Hodgson, Esq.
- 93 A. Sternum, with shoulder-girdle.
Presented by Dr. J. Anderson, F.R.S.

Genus **DILOPHUS**.

Vieillot, Analyse, p. 34 (1816).

Dilophus carunculatus.

Gracula carunculata, Gmelin, Syst. Nat. i. p. 399 (1788).

Dilophus carunculatus (Gm.), Sharpe, Cat. B. Brit. Mus. xiii. p. 61 (1890).

THE WATTLED STARLING.

Hab. The greater part of Africa and Southern Arabia.

94. Skeleton of female. *Presented by Mr. J. Abrahams.*

Family EULABETIDÆ.

Genus **EULABES** *.

Cuvier, Règne Anim. i. p. 401 (1817).

Eulabes intermedius.

Gracula intermedia, A. Hay, Madr. Journ. xiii. pt. 2, p. 157 (1844).

Mainatus intermedius (Hay), Sharpe, Cat. B. Brit. Mus. xiii. p. 104 (1890).

Eulabes intermedius (Hay), Oates, Faun. Brit. Ind., Birds, i. p. 511 (1889).

THE MALAYAN TALKING MYNA.

Hab. Burmese countries south to the Malayan Peninsula, east to Cochin China, and west to the Himalayas and Central India.

95. Natural skeleton of male : mounted.
Presented by Mr. J. Abrahams.

Eulabes religiosus.

Gracula religiosa, Linnæus, Syst. Nat. i. p. 164 (1766).

Eulabes religiosus (L.), Oates, Faun. Brit. Ind., Birds, i. p. 511 (1889).

Mainatus religiosus (L.), Sharpe, Cat. B. Brit. Mus. xiii. p. 99 (1890).

THE SOUTH-INDIAN TALKING MYNA.

Hab. Ceylon and Southern India.

* Professor Stewart has kindly examined for me skulls of several genera of *Corvidæ* and allied families. He finds that in *Eulabes* the siphonium is well ossified.

Eulabes religiosus.

- 96 A. Natural skeleton of male. *Presented by Mr. Abrahams.*
96. Sternum, with shoulder-girdle but wanting furcula. From Nepal. *Presented by B. H. Hodgson, Esq.*
97. Pelvis. From Nepal. *Presented by B. H. Hodgson, Esq.*

Genus **TEMENUCHUS.**

Cabanis, Mus. Hein. Th. i. p. 204 (1850).

Temenuchus pagodarum.

Turdus pagodarum, Gmelin, Syst. Nat. i. p. 816 (1788).

Temenuchus pagodarum (Gm.), Sharpe, Cat. B. Brit. Mus. xiii. p. 73 (1890); Oates, Faun. Brit. Ind., Birds, i. p. 533 (1889).

THE BLACK-HEADED MYNA.

Hab. Afghanistan and the whole of the Indian Peninsula.

98. Sternum, with shoulder-girdle. S. S. 1917.
Presented by Dr. J. Anderson, F.R.S.

Genus **ACRIDOTHERES.**

Vicillot, Analyse, p. 42 (1816).

Acridotheres tristis.

Paradisea tristis, Linnæus, Syst. Nat. i. p. 167 (1766).

Acridotheres tristis, Sharpe, Cat. B. Brit. Mus. xiii. p. 80 (1890); Oates, Faun. Brit. Ind., Birds, i. p. 537 (1889).

THE COMMON MYNA.

Hab. India and Burmese provinces.

99. Sternum, with shoulder-girdle. From Nepal.
Presented by B. H. Hodgson, Esq.
100. Sternum of male, with shoulder-girdle, but having the right coracoid and scapula removed to show articulation. S. S. 1876.
Presented by Dr. John Anderson, F.R.S.
101. Pelvis. From Nepal. *Presented by B. H. Hodgson, Esq.*

Genus **LAMPROCOLIUS.**

Sundevall, K. Vet.-Akad. Forh. Stockholm, 1835, p. 104.

Lamprocolius purpureus.

Turdus purpureus, P. L. S. Müller, S. N. Suppl. p. 143 (1776).

Lamprocolius purpureus (Müll.), Sharpe, Cat. B. Brit. Mus. xiii.
p. 175, pl. viii. fig. 1 (1890).

THE PURPLE-HEADED GLOSSY STARLING.

Hab. West Africa from Senegambia to Gaboon, extending to Equatorial Africa.

102. Sternum, with shoulder-girdle. S. S. 2154. *Purchased.*

Genus **HETERALOCHA** *.

Cabanis, Mus. Hein. Th. i. p. 218 (1850).

A. Mandible curved, with no median articulation.

B. A great backward prolongation of the angular.

Heteralocha acutirostris.

Neomorpha acutirostris, Gould, P. Z. S. 1836, p. 144.

Neomorpha gouldii, Eyton, Osteol. Av. p. 150, pl. ix. f.

Heteralocha acutirostris (Gould), Sharpe, Cat. B. Brit. Mus. iii.
p. 143 (1877); Buller, B. New Zealand, 2nd ed. p. 7, pl. 2
(1888).

Heteralocha gouldii, Meyer, Abbild. Vögel-Skel. pl. xlvi.

THE HUIA.

Hab. New Zealand (North Island).

103. Skull of female bird. From Port Nicholson, New Zealand.
O. C. 1516 A. *Presented by Sir Everard Home, Bart.*

104. Wing-bones of above specimen.

105. Leg-bones of above specimen.

* The anatomy of *Heteralocha* is described by Garrod in the P. Z. S. 1872, pp. 643-647. Cf. also Forbes, Ibis, 1881. p. 20.

Family ARTAMIDÆ*.

Genus **ARTAMUS**.

Vieillot, Analyse, p. 41 (1816).

- A. Nasal capsule bony, leaving small rounded nasal aperture.
 B. Posterior extremity of the palatines gradually passing into a long slender process continuous with its internal angle.
 C. Frontal zygomatic process long, broad at base; squamosal hardly marked, but
 D. Angular without backward prolongation.

Fig. 16.

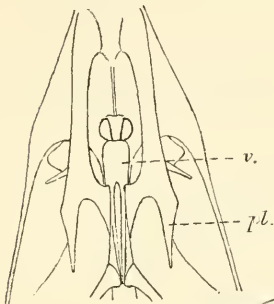


Fig. 15.

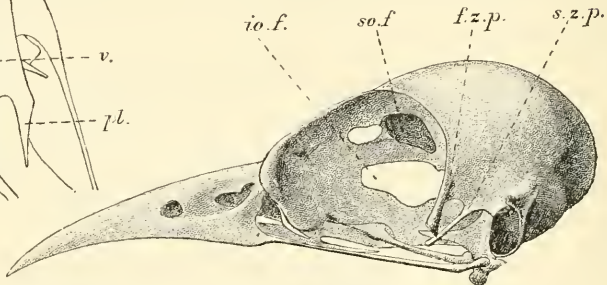


Fig. 15.—Lateral view of skull of *Artamus leucogaster* (enlarged).—*io.f.*, interorbital fenestra; *so.f.*, supraorbital fenestra; *f.z.p.*, frontal zygomatic process; *s.z.p.*, squamosal zygomatic process. (From a specimen in the Museum of the Royal College of Surgeons.)

Fig. 16.—Ventral view of palate (enlarged).

Artamus fuscus.

Artamus fuscus, Vieill. N. Dict. d'Hist. Nat. xvii. p. 297 (1817);
 Sharpe, Cat. B. Brit. Mus. xiii. p. 11 (1890); Oates, Faun.
 Brit. Ind., Birds, i. p. 498 (1889).

THE ASHY SWALLOW-SHRIKE.

Hab. India to Tenasserim, Siam, and China.

* According to Nitzsch (*cf.* also Forbes, P. Z. S. 1881, p. 838), *Artamus* wants the aftershaft of the feather. Eyton gives a short description of the skeleton of *A. leucogaster* in his 'Osteologia' (p. 123).

The skull of specimen 106 A seems to show that *Artamus* is a Laniine form, and has nothing to do with the Starlings. The prolongation of the posterior internal angle of the palatines as a long and delicate spine and the osseous olfactory capsule prove the affinity of *Artamus* to *Lanius* beyond a doubt.

106. Sternum and shoulder-girdle of female (wanting left coracoid and left scapula). S. S. 1879.

Presented by Dr. J. Anderson, F.R.S.

Artamus leucogaster.

Artamus leucogaster (Valenc.), Sharpe, Cat. B. Brit. Mus. xiii. p. 3 (1890).

THE WHITE-BELLIED SWALLOW-SHRIKE.

Hab. Australia and the Indo-Malayan and Austro-Malayan Subregions.

- 106 A. Natural skeleton of female. From Lismore, N.S.W.

Purchased of Mr. Goodwin.

Artamus sordidus.

Turdus sordidus, Lath. Ind. Orn. Suppl. iv. p. xliii (1801).

Artamus sordidus, Sharpe, Cat. B. Brit. Mus. xiii. p. 19 (1890).

THE DUSKY SWALLOW-SHRIKE.

Hab. Australia.

107. Skeleton from Tasmania. O. C. 1578 g. *Gould Collection.*

Artamus personatus.

Ocypterus personatus, Gould, P. Z. S. 1840, p. 149.

Artamus personatus (Gould), Sharpe, Cat. B. Brit. Mus. xiii. p. 16 (1890).

THE MASKED WOOD-SWALLOW.

Hab. The whole of Australia, excepting the northern parts.

108. Skeleton, from Western Australia. O. C. 1578 h.

Gould Collection.

Family DICRURIDÆ*.

Genus **CHIBIA.**

Hodgson, Ind. Review, i. p. 324 (1837).

Chibia hottentotta.

Corvus hottentottus, Linnæus, Syst. Nat. i. p. 155 (1766).

Chibia hottentotta (L.), Sharpe, Cat. B. Brit. Mus. iii. p. 235 (1877); Oates, Fauna Brit. Ind., Birds, i. p. 320 (1889).

* Dr. Meyer gives a figure of the skeleton of *Dicrurus leucops* from Celebes in his 'Abbildungen der Vögel-Skeletten' (pl. xxvi.).

Chibia hottentotta.

THE HAIR-CRESTED DRONGO.

Hab. Indian Peninsula and Himalaya Mountains to Burma and Tenasserim.

109. Skeleton (wanting sternum and shoulder-girdle).
Presented by P. L. Sclater, Esq., F.R.S.
110. Sternum, with shoulder-girdle. From Nepal. S. S. 1864.
Presented by B. H. Hodgson, Esq.
111. Sternum, with shoulder-girdle. From Nepal.
Presented by B. H. Hodgson, Esq.
112. Sternum, with shoulder-girdle, wanting furcula. From Nepal.
Presented by B. H. Hodgson, Esq.
113. Pelvis. From Nepal. *Presented by B. H. Hodgson, Esq.*

Chibia bracteata.

Dicrurus bracteatus, Gould, P. Z. S. 1842, p. 132.

Chibia bracteata (Gould), Sharpe, Cat. B. Brit. Mus. iii. p. 236 (1877); Ramsay, Tab. List Austr. B. p. v (1888).

THE AUSTRALIAN DRONGO.

Hab. Nearly the whole of Australia, excepting the western portion of the continent and Victoria.

114. Sternum, with shoulder-girdle. Sydney, N. S. W. (*E. P. Ramsay*). S. S. 1082.
Presented by P. L. Sclater, Esq., F.R.S.

Genus **BUCHANGA.**

Hodgson, Ind. Review, i. p. 326 (1837).

Buchanga pyrrhops.

Dicrurus pyrrhops, Hodgs. in Gray's Zool. Misc. p. 14 (1844).

Buchanga pyrrhops (Hodgs.), Sharpe, Cat. B. Brit. Mus. iii. p. 251 (1877).

Dicrurus longicaudatus, Jerd.; Oates, Fauna Brit. Ind., Birds, i. p. 214 (1889).

THE INDIAN ASHY DRONGO.

Hab. The whole of India, excepting the North-western States (Sind &c.).

115. Sternum and shoulder-girdle, wanting left coracoid and scapula. S. S. 1883. From Nepal.

Presented by B. H. Hodgson, Esq.

Genus **DICRANOSTREPTUS.**

Reichenbach, Syst. Av. pl. lxxxviii. fig. 12 (1850).

Dicranostreptus megarhynchus.

Edolius megarhynchus, Quoy & Gaimard, Voy. de l'Astrol., Zool. i. p. 184, pl. vi. (1830).

Dicranostreptus megarhynchus (Q. & G.), Sharpe, Cat. B. Brit. Mus. iii. p. 256 (1877).

THE LONG-TAILED DRONGO.

Hab. New Ireland.

116. Sternum and shoulder-girdle, wanting right scapula. From New Ireland (*J. Brazier*). S. S. 2439.

Presented by P. L. Selater, Esq., F.R.S.

Family ORIOLIDÆ*.

Genus **ORIOIUS.**

Linnaeus, Syst. Nat. i. p. 160 (1766).

Oriolus melanocephalus.

Oriolus melanocephalus, Linnaeus, Syst. Nat. i. p. 160 (1766); Sharpe, Cat. B. Brit. Mus. iii. p. 215 (1877); Oates, Faun. Brit. Ind., Birds, i. p. 506 (1889).

THE INDIAN BLACK-HEADED ORIOLE.

Hab. Indian peninsula and Burmese countries.

* A figure of the skeleton of *Oriolus formosus* is given by Dr. Meyer (Abbildungen der Vögel-Skeletten, pl. xxv.).

Oriolus melanocephalus.

117. Sternum and shoulder-girdle of male (wanting left coracoid and scapula). S. S. 1907.

Presented by Dr. J. Anderson, F.R.S.

Genus **MIMETA.**

Vigors & Horsfield, Trans. Linn. Soc. xv. p. 326 (1826).

Mimeta viridis.

Gracula viridis, Lath. Ind. Orn., Suppl. p. xxviii (1801).

Oriolus viridis, Vieill. N. Diet. d'Hist. Nat. xviii. p. 197 (1817);

Sharpe, Cat. B. Brit. Mus. iii. p. 212 (1877).

Mimeta viridis, Vig. & Horsf. Trans. Linn. Soc. xv. p. 326 (1826).

THE NEW SOUTH WALES ORIOLE.

Hab. Australia, from the Wide-Bay district to New South Wales and Victoria.

118. Sternum of male, with shoulder-girdle. Dobroyde, N.S. W. (*E. P. Ramsay*). S. S. 926.

Presented by P. L. Sclater, Esq., F.R.S.

Genus **SPHECOTHERES.**

Vieillot, N. Diet. d'Hist. Nat. xxxii. p. 5 (1819).

Sphecotheres maxillaris.

Turdus maxillaris, Lath. Ind. Orn., Suppl. p. xliii (1801).

Sphecotheres australis, Gould, B. Austr. fol. iv. pl. 15 (1848).

Sphecotheres maxillaris (Lath.), Sharpe, Cat. B. Brit. Mus. iii. p. 224 (1877).

THE BARE-FACED ORIOLE.

Hab. Australia.

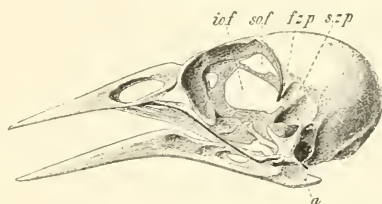
119. Sternum of female, with shoulder-girdle. Richmond River, N. S. W. (*E. P. Ramsay*). S. S. 1360.

Presented by P. L. Sclater, Esq., F.R.S.

Family ICTERIDÆ*.

- A. Flexure of mandible well marked and situated below posterior border of nasal aperture.
- B. A very large main fenestra in interorbital septum, with a small secondary one in front; cranial deficiency large, two-thirds of length of interorbital fenestra.
- C. Frontal zygomatic process small but well marked; the squamosal broad and blunt.
- D. Angular much prolonged backwards.
- E. Palatines with a slender prolongation of posterior external angle.

Fig. 17.



Lateral view of skull of *Sturnella magna*.—*io.f.*, interorbital fenestra; *so.f.*, supraorbital fenestra; *f.z.p.*, frontal zygomatic process; *s.z.p.*, squamosal zygomatic process; *a.* backward prolongation of mandible.

Genus **CASSICUS**.

Brisson, Orn. ii. p. 98 (1760).

Cassicus persicus.

Oriolus persicus, Linnæus, Syst. Nat. i. p. 161 (1766).

Cassicus persicus (Linn.), Selater, Cat. B. Brit. Mus. xi. p. 321 (1886).

THE YELLOW HANG-NEST.

Hab. South America.

120. Sternum, with shoulder-girdle. S. S. 1468.

Presented by the Smithsonian Institution.

* For the osteology of the genus *Sturnella* and the N. American *Icteridæ*, cf. Shufeldt, Journ. Anat. Phys. xxii. pp. 309-350, pl. xv.

Genus **MOLOTHRUS** *.

Swainson, Faun. Bor.-Amer. ii. p. 277 (1831).

Molothrus bonariensis.*Tanagra bonariensis*, Gmelin, Syst. Nat. i. p. 898 (1788).*Molothrus bonariensis* (Gm.), Selater, Cat. B. Brit. Mus. xi. p. 335 (1886); id. & Hudson, Argent. Orn. ii. p. 72 (1888).

THE ARGENTINE COW-BIRD.

Hab. Brazil, Bolivia, and the Argentine Republic.

121. Natural skeleton.
- From the Zoological Society.*

Genus **AGELÆUS** †.

Vieillot, Analyse, p. 33 (1816).

Agelæus phœniceus.*Oriolus phœniceus*, Linnæus, Syst. Nat. i. p. 161 (1766).*Agelæus phœniceus* (L.), Selater, Cat. B. Brit. Mus. xi. p. 340 (1886).

THE RED-WINGED BLACKBIRD.

Hab. North America.

122. Skull of male. From Fort Wingate, New Mexico.
-
- Presented by Dr. R. W. Shufeldt.*

123. Skull of female. From Fort Wingate, New Mexico.
-
- Presented by Dr. R. W. Shufeldt.*

Agelæus humeralis.*Leistes humeralis*, Vigors, Zool. Journ. iii. p. 442 (1827).*Agelæus humeralis* (Vig.), Selater, Cat. B. Brit. Mus. xi. p. 342 (1886).

THE CUBAN MARSH-STARLING.

Hab. Cuba.

124. Natural skeleton: mounted.
-
- Presented by Mr. J. Abrahams.*

* I have followed Dr. Selater's classification of the *Icteridæ*; but Dr. Shufeldt shows that *Molothrus* is very Fringilline in its skeleton (Journ. Anat. Phys. xxii. p. 348), while he writes to us later, "*Dolichonyx* is still more puzzling."

† For the osteology of this genus, see Dr. Shufeldt, Journ. Anat. Phys. xxii. pp. 309-350.

Genus **NESOPSAR.**

Sclater, Ibis, 1859, p. 457.

Nesopsar nigerrimus.

Icterus nigerrimus, Osburn, Zoologist, xvii. p. 6662 (1859).

Nesopsar nigerrimus, Sclater, Cat. B. Brit. Mus. xi. p. 353 (1886).

THE JET-BLACK HANG-NEST.

Hab. Jamaica.

125. Sternum and shoulder-girdle of female (wanting right coracoid and right scapula). S. S. 1442.

Presented by the Smithsonian Institution.

Genus **STURNELLA.**

Vieillot, Analyse, p. 34 (1816).

Sturnella neglecta.

Sturnella neglecta, Audub. B. Amer. vii. p. 339, pl. 487 (1843).

Sturnella magna, pt., Sel. Cat. B. Brit. Mus. xi. p. 358 (1886).

THE WESTERN MEADOW-LARK.

Hab. Western United States.

126. Skull. From Fort Wingate, New Mexico.

Presented by Dr. R. W. Shufeldt.

Genus **SCOLECOPHAGUS** *.

Swainson, Faun. Bor.-Amer., Aves, p. 494 (1831).

Scolecophagus ferrugineus.

Oriolus ferrugineus, Gmelin, Syst. Nat. i. p. 393.

Scolecophagus ferrugineus, Sel. Cat. B. Brit. Mus. xi. p. 390 (1886).

THE RUSTY BLACKBIRD.

Hab. North America.

127. Sternum, with shoulder-girdle. S. S. 1281.

Presented by the Smithsonian Institution.

* An account of the osteology of this genus is given by Dr. Shufeldt in Journ. Anat. Phys. xxii. pp. 309-350.

Genus **ICTERUS** *.

Brisson, Orn. xi. p. 85 (1760).

Icterus jamacai.*Oriolus jamacai*, Gmelin, Syst. Nat. i. p. 391 (1788).*Icterus jamacai* (Gm.), Selater, Cat. B. Brit. Mus. xi. p. 333 (1886).

THE BRAZILIAN HANG-NEST.

Hab. Brazil.128. Natural skeleton. *From the Zoological Society.*129. Natural skeleton. *Presented by Mr. J. Abrahams.***Icterus leucopteryx.***Psarocolius leucopteryx*, Wagler, Syst. Av. sp. 16, p. 172 (1827).*Icterus leucopteryx* (Wagl.), Selater, Cat. B. Brit. Mus. xi. p. 387 (1886).

THE BANANA-BIRD.

Hab. Jamaica.

130. Sternum and shoulder-girdle of female (wanting left coracoid and right and left scapulæ). S. S. 1441 A.

Presented by the Smithsonian Institution.

Family PLOCEIDÆ.

Cranial deficiency large, with minute interorbital fenestra, not as large as the optic foramen.

Frontal zygoma small; squamosal large.

Articular not prolonged backwards.

Palatines with the posterior external angle slightly prolonged.

Fig. 18.

Lateral view of skull of *Pyromelana oryx*.—*o.f.*, optic foramen; *s.o.f.*, supra-orbital fenestra; *f.z.p.*, frontal zygomatic process; *s.z.p.*, squamosal zygomatic process.

* For an account of the osteology of certain North-American species of this genus, see Shufeldt, Journ. Anat. Phys. xxii. pp. 309-340.

Genus **VIDUA.**

Cuvier, Anat. Comp., Tabl. Ois. (1800).

Vidua principalis.*Emberiza principalis*, Linnæus, Syst. Nat. i. p. 313 (1766).*Vidua principalis* (L.), Sharpe, Cat. B. Brit. Mus. xiii. p. 203 (1890).

THE LONG-TAILED WHYDAH-BIRD.

Hab. Africa.

131. Skeleton of male.
- Presented by Mr. J. Abrahams.*

Genus **STEGANURA.**

Reichenbach, Syst. Av. taf. lxxvi. fig. 30 (1850).

Steganura paradisea.*Emberiza paradisea*, Linnæus, Syst. Nat. i. p. 312 (1766).*Steganura paradisea* (L.), Sharpe, Cat. B. Brit. Mus. xiii. p. 211 (1890).

THE BROAD-TAILED WHYDAH-BIRD.

Hab. Africa generally, excepting the west coast.

132. Natural skeleton: mounted.
- Presented by Mr. J. Abrahams.*

Genus **PYROMELANA.**

Bonaparte, Saggio Distr. Met. Anim. Vertebr. p. 141 (1831).

Pyromelana oryx.*Emberiza oryx*, Linnæus, Syst. Nat. i. p. 309 (1766).*Pyromelana oryx* (L.), Sharpe, Cat. B. Brit. Mus. xiii. p. 230 (1890).

THE RED BISHOP-BIRD.

Hab. South Africa.

133. Natural skeleton of male: mounted.
-
- Presented by Mr. J. Abrahams.*

Pyromelana afra.*Loxia afra*, Gmelin, Syst. Nat. i. p. 857 (1788).*Pyromelana afra* (Gm.), Sharpe, Cat. B. Brit. Mus. xiii. p. 241 (1890).

Pyromelana afra.

THE BLACK-BELLIED BISHOP-BIRD.

Hab. West Africa.134. Natural skeleton: mounted. *Presented by Mr. J. Abrahams.*135. Natural skeleton. *Presented by Mr. J. Abrahams.*Genus **QUELEA.**

Reichenbach, Syst. Av. taf. xlvi. fig. 1 (1850).

Quelea quelea.*Emberiza quelea*, Linnæus, Syst. Nat. i. p. 303 (1766).*Quelea quelea* (L.), Sharpe, Cat. B. Brit. Mus. xiii. p. 257 (1890).

THE RED-BILLED WEAVER-FINCH.

Hab. The greater part of Africa.136. Natural skeleton of male. *Presented by Mr. J. Abrahams.*Genus **SPERMESTES.**

Swainson, B. W. Afr. i. p. 201 (1837).

Spermestes nana.*Pyrhula nana*, Pucher. Rev. Zool. 1845, p. 52.*Spermestes nana* (Pucher.), Sharpe, Cat. B. Brit. Mus. xiii. p. 266 (1890).

THE GREY-HEADED WEAVER-FINCH.

Hab. Madagascar.A 136. Natural skeleton of female. *Presented by Mr. J. Abrahams.*Genus **STICTOSPIZA.**

Sharpe, Cat. B. Brit. Mus. xiii. p. 287 (1890).

Stictospiza formosa.*Fringilla formosa*, Lath. Ind. Orn. i. p. 441 (1790).*Stictospiza formosa* (Lath.), Sharpe, Cat. B. Brit. Mus. xiii. p. 287 (1890).

THE GREEN WEAVER-FINCH.

Hab. Indian peninsula.137. Natural skeleton of male. *Presented by Mr. J. Abrahams.*

Genus **AMADINA.**

Swainson, Zool. Journ. iii. p. 349 (1827).

Amadina fasciata.

Loxia fasciata, Gmelin, Syst. Nat. i. p. 859 (1788).

Amadina fasciata (Gm.), Sharpe, Cat. B. Brit. Mus. xiii. p. 289 (1890).

THE CUT-THROAT WEAVER-FINCH.

Hab. Senegambia to N.E. Africa.

138. Natural skeleton of male : mounted.

Presented by Mr. J. Abrahams.

133. Natural skeleton of female. *Presented by Mr. J. Abrahams.*

Genus **STAGANOPLEURA.**

Reichenbach, Syst. Av. taf. lxxv. fig. 25 (1851).

Staganopleura guttata.

Loxia guttata, Shaw, Mus. Lever. p. 47, fig. 2 (1792).

Staganopleura guttata (Shaw), Sharpe, Cat. B. Brit. Mus. xiii. p. 292 (1890).

Estrilda guttata, Ramsay, Tab. List Austr. B. p. 10 (1888).

THE SPOTTED-SIDED WEAVER-FINCH.

Hab. Australia, from the Wide-Bay district to New South Wales and South Australia.

140. Natural skeleton of male : mounted.

Presented by Mr. J. Abrahams.

141. Natural skeleton of male : mounted.

Presented by Mr. J. Abrahams.

142. Natural skeleton of male : articulated.

Presented by Mr. J. Abrahams.

143. Natural skeleton of male : articulated.

Presented by Mr. J. Abrahams.

144. Natural skeleton of male : articulated.

Presented by Mr. J. Abrahams.

Genus **HYPOCHÆRA.**

Bonaparte, Consp. Gen. Av. i. p. 450 (1850).

Hypochæra ænea.*Hypochæra ænea*, Hartlaub, Journ. f. Orn. 1854, p. 115; Sharpe, Cat. B. Brit. Mus. xiii. p. 308 (1890).

THE BLACK WEAVER-FINCH.

Hab. Senegambia.145. Skeleton of male; articulated. *Presented by Mr. J. Abrahams.*Genus **TÆNIOPYGIA.**

Reichenbach, Singvögel, p. 26 (1861).

Tæniopygia castanotis.*Amadina castanotis*, Gould, P. Z. S. 1835, p. 105.*Tæniopygia castanotis* (Gould), Sharpe, Cat. B. Brit. Mus. xiii. p. 311 (1890).*Estrella castanotis* (Gould), Ramsay, Tab. List Austr. B. p. 10 (1888).

THE CHESTNUT-EARED WEAVER-FINCH.

Hab. Nearly the whole of Australia.

146. Natural skeleton. *Presented by Mr. J. Abrahams.*
 147. Natural skeleton. *Presented by Mr. J. Abrahams.*
 148. Natural skeleton. *Presented by Mr. J. Abrahams.*
 149. Natural skeleton. *Presented by Mr. J. Abrahams.*
 A. 148, 149. Sterna. *Presented by Mr. J. Abrahams.*

Genus **SPORÆGINTHUS.**

Cabanis, Mus. Hein. Th. i. p. 170 (1850)

Sporæginthus subflavus.*Fringilla subflava*, Vieill. N. Dict. d'Hist. Nat. xxx. p. 575 (1889).*Sporæginthus subflavus* (V.), Sharpe, Cat. B. Brit. Mus. xiii. p. 324 (1890).

THE SANGUINEOUS WAXBILL.

Hab. The greater part of Africa.

150. Natural skeleton.
- Presented by Mr. J. Abrahams.*

Genus **MUNIA.**

Hodgson, *Asiat. Research.* xix. p. 153 (1836).

Munia oryzivora.

Loxia oryzivora, Linnæus, *Syst. Nat.* i. p. 302 (1766).

Padda oryzivora (L.), Horsf. & Moore, *Cat. B. E.I. Co.* ii. p. 504 (1856).

Munia oryzivora (L.), Sharpe, *Cat. B. Brit. Mus.* xiii. p. 328 (1890).

THE JAVA WEAVER-FINCH OF JAVA SPARROW.

Hab. Malayan Peninsula, Sumatra, and Java.

151. Natural skeleton of female : mounted.

Presented by Mr. J. Abrahams.

152. Natural skeleton of male : mounted.

Presented by Mr. J. Abrahams.

153. Natural skeleton.

Presented by Mr. J. Abrahams.

154. Natural skeleton.

Presented by Mr. J. Abrahams.

Munia maja.

Loxia maja, Linnæus, *Syst. Nat.* i. p. 301 (1766).

Munia maja (L.), Sharpe, *Cat. B. Brit. Mus.* xiii. p. 332 (1890).

THE WHITE-HEADED WEAVER-FINCH.

Hab. Malayan Peninsula, Sumatra, and Java.

155. Natural skeleton: mounted. *Presented by Mr. J. Abrahams.*

Munia punctulata.

Fringilla punctulata, Linnæus, *Syst. Nat.* i. p. 302 (1766).

Munia punctulata (L.), Sharpe, *Cat. B. Brit. Mus.* xiii. p. 346 (1890).

THE SPOTTED WEAVER-FINCH.

Hab. Indian Peninsula, eastwards to Assam.

156. Natural skeleton of male : mounted.

Presented by Mr. J. Abrahams.

Genus **UROLONCHA.**

Cabanis, Mus. Hein. Th. i. p. 173 (1850).

Uroloncha acuticauda.*Munia acuticauda*, Hodgson, Asiatic Research, xix. p. 153 (1836).*Uroloncha acuticauda* (Hodgson), Sharpe, Cat. B. Brit. Mus. xiii. p. 356 (1890).

THE WHITE-RUMPED WEAVER-FINCH.

Hab. Himalayas to the Burmese countries.

157. Skeleton of male.
- Presented by Mr. J. Abrahams.*

Genus **POEPHILA.**

Gould, Proc. Zool. Soc. 1842, p. 18.

Poephila cincta.*Amadina cincta*, Gould, Proc. Zool. Soc. 1836, p. 105.*Poephila cincta* (Gould), Sharpe, Cat. B. Brit. Mus. xiii. p. 376 (1890).

THE BANDED WEAVER-FINCH.

Hab. North-eastern and Southern Australia.

158. Natural skeleton: mounted.
- Presented by Mr. J. Abrahams.*

159. Sternum, with shoulder-girdle. New South Wales (
- E. P. Ramsay*
-). S. S. 1084.

*Presented by P. L. Selater, Esq., F.R.S.***Poephila gouldiæ.***Amadina gouldiæ*, Gould, Proc. Zool. Soc. 1844, p. 5.*Poephila gouldiæ* (Gould), Sharpe, Cat. B. Brit. Mus. xiii. p. 378 (1890).

MRS. GOULD'S WEAVER-FINCH.

Hab. N.W. Australia.

160. Natural skeleton of male: mounted.
-
- Presented by Mr. J. Abrahams.*

Genus **NEOCHMIA.**

Bonaparte, Consp. Av. i. p. 458 (1850).

Neochmia phaeton.*Fringilla phaeton*, Hombron & Jacquinot, Ann. Sci. Nat. (2) xvi. p. 314 (1841).*Neochmia phaeton* (H. & J.), Sharpe, Cat. B. Brit. Mus. xiii. p. 389 (1890).

THE CRIMSON WEAVER-FINCH.

Hab. N. Australia.

161. Skeleton of male. *Presented by Mr. J. Abrahams.*
162. Skeleton of female. *Presented by Mr. J. Abrahams.*
163. Sternum, with shoulder-girdle.
From the Zoological Society.

Genus **ESTRILDA.**

Swainson, Zool. Journ. iii. p. 349 (1827).

Estrilda cinerea.*Fringilla cinerea*, Vieillot, Nouv. Dict. d'Hist. Nat. xii. p. 176 (1817).*Estrilda cinerea* (V.), Sharpe, Cat. B. Brit. Mus. xiii. p. 395 (1890).

THE WHITE-VENTED WEAVER-FINCH.

Hab. Western and North-eastern Africa, as well as the Lake Regions.

164. Natural skeleton of male : mounted.
Presented by Mr. J. Abrahams.
165. Natural skeleton of male : mounted.
Presented by Mr. J. Abrahams.
166. Natural skeleton of male. *Presented by Mr. J. Abrahams.*
167. Natural skeleton of male. *Presented by Mr. J. Abrahams.*
168. Skull. *Presented by Mr. J. Abrahams.*

Genus **SPOROPIPES.**

Cabanis, Arch. für Naturg. viii. p. 332 (1847).

Sporopipes frontalis.*Loxia frontalis*, Daudin, Traité d'Orn. ii. p. 445 (1800).*Sporopipes frontalis* (Daud.), Sharpe, Cat. B. Brit. Mus. xiii. p. 409 (1890).

THE RUFOUS-NECKED WEAVER-FINCH.

Hab. N.E. Africa and Senegambia.

169. Natural skeleton of male : mounted.

*Presented by Mr. J. Abrahams.*Genus **SITAGRA.**

Reichenbach, Syst. Av. taf. lxix. fig. 15 (1850).

Sitagra capensis.*Oriolus capensis*, Linnæus, Syst. Nat. i. p. 163 (1766).*Sitagra capensis* (L.), Sharpe, Cat. B. Brit. Mus. xiii. p. 430 (1890).

THE CAPE WEAVER-BIRD.

Hab. Western Cape Colony.

170. Natural skeleton of male : mounted.

*Presented by Mr. J. Abrahams.*Genus **PLOCEUS***.

Cuvier, Règne Anim. i. p. 363 (1817).

Ploceus atrigula.*Ploceus atrigula*, Hodgson in Gray's Zool. Misc. p. 84 (1844);

Sharpe, Cat. B. Brit. Mus. xiii. p. 491 (1890).

THE INDO-MALAYAN WEAVER-BIRD.

Hab. Malayan Peninsula, through the Burmese countries to Eastern Bengal and Lower Himalayas.

171. Sternum of male, with shoulder-girdle. S. S. 1910.

*Presented by Dr. J. Anderson, F.R.S.** A skeleton of *Hyphantornis cucullata* is figured by Meyer (Abbild. Vög.-Skel., Lief. xv. tab. cxliv. fig. 1).

Family CEREBIDÆ.

Genus **GLOSSIPTILA.**

Sclater, P. Z. S. 1856, p. 269.

Glossiptila ruficollis.

Tanagra ruficollis, Gmelin, Syst. Nat. i. p. 894 (1788).

Glossiptila ruficollis (Gm.), Slater, Cat. B. Brit. Mus. xi. p. 48 (1886).

THE RED-THROATED BLUE TANAGER.

Hab. Jamaica.

172. Sternum and shoulder-girdle (wanting furcula, right coracoid, and scapula). S. S. 1436.

Presented by the Smithsonian Institution.

Family TANAGRIDÆ.

[*Cf.* Forbes, P. Z. S. 1880, p. 143.]

Genus **EUPHONIA.**

Desmarest, Hist. Nat. Tangaras, pl. xix. (1805).

Euphonia violacea.

Tanagra violacea, Linnæus, Syst. Nat. i. p. 315 (1766).

Euphonia violacea (L.), Slater, Cat. B. Brit. Mus. xi. p. 74 (1886).

THE VIOLET TANAGER.

Hab. Brazil.

173. Skeleton. *Presented by P. L. Slater, Esq., F.R.S.*
174. Skeleton. *Presented by P. L. Slater, Esq., F.R.S.*
175. Skeleton. *Presented by P. L. Slater, Esq., F.R.S.*

Genus **CALLISTE.**

Boie, Isis, 1826, p. 974.

Calliste fastuosa.

Tanagra fastuosa, Lesson, Cent. Zool. p. 184, pl. 58 (1830).

Calliste fastuosa (Less.), Slater, Cat. B. Brit. Mus. xi. p. 98 (1886).

THE SUPERB TANAGER.

Hab. Brazil.

Calliste fastuosa.

176. Natural skeleton of female : mounted.
Presented by Mr. J. Abrahams.
177. Natural skeleton: mounted. *Presented by Mr. J. Abrahams.*
178. Natural skeleton of female. *Presented by Mr. J. Abrahams.*
179. Natural skeleton of female. *Presented by Mr. J. Abrahams.*
180. Natural skeleton. *From the Zoological Society.*
181. Sternum. *Presented by Mr. J. Abrahams.*

Genus **TANAGRA.**

Linnæus, Syst. Nat. i. p. 213 (1766).

Tanagra cana.

Tanagra cana, Swainson, Orn. Dr. pl. 37 (1841); Scater, Cat. B. Brit. Mus. xi. p. 156 (1886).

THE SILVERY-BLUE TANAGER.

Hab. Central and Southern America.

182. Natural skeleton. *From the Zoological Society.*

Tanagra cyanoptera.

Saltator cyanopterus, Vieillot, Nouv. Dict. d'Hist. Nat. xiv. p. 104.
Tanagra cyanoptera (V.), Scater, Cat. B. Brit. Mus. xi. p. 157 (1886).

THE BLUE-SHOULDERED TANAGER.

Hab. Brazil.

183. Natural skeleton. *From the Zoological Society.*

Tanagra ornata.

Tanagra ornata, Sparrman, Mus. Carls. pl. 95 (1786); Scater, Cat. B. Brit. Mus. xi. p. 161 (1886).

THE ARCHBISHOP TANAGER.

Hab. South America.

184. Sternum, with shoulder-girdle (wanting left scapula).
 S. S. 1551. *Presented by P. L. Scater, Esq., F.R.S.*

Genus **SPINDALIS.**

Jardine et Selby, Illustr. Ornith. iv. pl. 9 (1836).

Spindalis nigricephala.

Tanagra nigricephala, Jameson, Edinb. N. Phil. Journ. xix. p. 213 (1835).

Spindalis nigricephala (Jam.), Selater, Cat. B. Brit. Mus. xi. p. 166 (1886).

THE CASHEW-BIRD.

Hab. Jamaica.

185. Sternum of male (wanting right coracoid and both scapulæ).
S. S. 1434.

Presented by the Smithsonian Institution.

Genus **RHAMPHOCÆLUS.**

Desmarest, Hist. Nat. Tangaras, p. 5, pl. xxviii. (1805).

Rhamphocœlus brasilius.

Tanagra brasilia, Linnæus, Syst. Nat. i. p. 314 (1766).

Rhamphocœlus brasilius (Linn.), Selater, Cat. B. Brit. Mus. xi. p. 170 (1886).

THE BRAZILIAN RED TANAGER.

Hab. Brazil.

186. Sternum and shoulder-girdle of male (wanting left scapula).
S. S. 2162.

From the Zoological Society.

Genus **PYRANGA*.**

Vieillot, Ois. d'Amér. Sept. i. Preface, p. iv (1807).

Pyrranga rubra.

Muscicapa rubra, Linnæus, Syst. Nat. i. p. 326 (1766).

Pyrranga æstiva (Gm.), Selater, Cat. B. Brit. Mus. xi. p. 182.

Pyrranga rubra (L.), A. O. U. Check-list, p. 291 (1886).

THE SUMMER TANAGER.

* For remarks upon the osteology of the genus *Pyrranga*, cf. Shufeldt in 'The Auk,' v. no. 4, Oct. 1888, p. 441; and in Journ. Morph. vol. iii. no. 1, 1889, p. 189, pl. vi. fig. 25.

Pyrranga rubra.

Hab. North America, wintering in Central and the northern part of South America.

187. Natural skeleton of female. *Presented by Mr. J. Abrahams.*

Pyrranga erythromelas.

Tanagra rubra, Linnæus, Syst. Nat. i. p. 314 (1766).

Pyrranga rubra (L.), Selater, Cat. B. Brit. Mus. xi. p. 188 (1886).

Pyrranga erythromelas, Vieill. ; A. O. U. Check-list, p. 291 (1886).

THE SCARLET TANAGER.

Hab. Eastern North America, wintering in Central and South America.

188. Natural skeleton of male. *Presented by Mr. J. Abrahams.*

Family FRINGILLIDÆ.

Subfamily COCCOTHAUSTINÆ.

Genus **COCCOTHAUSTES** *.

Briss. Orn. iii. p. 218 (1760).

Coccothraustes coccothraustes.

Loxia coccothraustes, Linnæus, Syst. Nat. i. p. 299 (1766).

Coccothraustes coccothraustes (L.), Sharpe, Cat. B. Brit. Mus. xii. p. 36 (1888).

THE HAWFINCH.

Hab. Europe.

189. Articulated skeleton (imperfect). O. C. 1556.

South Collection.

190. Natural skeleton. O. C. 1557.

South Collection.

* For the anatomy of *Habia melanocephala* and *Coccothraustes vespertinus*, cf. Shufeldt, Auk, v. p. 438, vi. p. 74. For good figures of the skull of *Coccothraustes*, cf. W. K. Parker, Trans. Zool. Soc. vol. x. pt. vi. 1878, pl. 50. figs. 1, 2; also Huxley, P. Z. S. 1867, p. 452, fig. 33. Cf. also Sharpe, Cat. B. Brit. Mus. xii. p. 2; Oates, Faun. Brit. Ind., Birds, ii. p. 195.

Genus **CHLORIS.**

Cuvier, Leçons Anat. Comp. i. tab. 2 (1800).

Chloris chloris.*Loxia chloris*, Linnæus, Syst. Nat. i. p. 304 (1766).*Ligurinus chloris* (L.), Koch, Syst. baier. Zool. p. 230 (1816).*Chloris chloris* (L.), Sharpe, Cat. B. Brit. Mus. xii. p. 21 (1888).

THE GREENFINCH.

Hab. Europe.

191. Natural skeleton : mounted. O. C. 1559 A. *Purchased.*
 192. Skeleton. O. C. 1559 B. *Purchased.*
 193. Skull. O. C. 1559. *Hunterian.*
 194. Skull of female. O. C. 1560. *Purchased.*

Genus **MYCEROBAS.**

Cab. in Wieg. Arch. xiii. p. 350 (1847).

Mycerobas melanoxanthus.*Coccothraustes melanoxanthus*, Hodgson, Asiat. Research. xix. p. 150 (1836).*Mycerobas melanoxanthus* (Hodgs.), Sharpe, Cat. B. Brit. Mus. xii. p. 41 (1888).

THE SPOTTED-WINGED GROSBREAK.

Hab. Himalaya Mountains, ranging into the hills of Western China.

195. Sternum, with shoulder-girdle. From Nepal.
Presented by B. H. Hodgson, Esq.

Genus **HEDYMELES.**

Cabanis, Mus. Hein. Th. i. p. 152 (1850).

Hedymeles ludovicianus.*Loxia ludoviciana*, Linnæus, Syst. Nat. i. p. 306 (1766).*Hedymeles ludovicianus*, Sharpe, Cat. B. Brit. Mus. xii. p. 58 (1888).

THE ROSE-BREADED GROSBREAK.

Hab. North America.

196. Natural skeleton. *Presented by Mr. J. Abrahams.*

Genus **SPERMOPHILA.**

Swainson, Zool. Journ. iii. p. 348 (1827).

Spermophila albigularis.*Loxia albigularis*, Spix, Av. Bras. ii. p. 46 (1824).*Spermophila albigularis* (Spix), Sharpe, Cat. B. Brit. Mus. xii. p. 93 (1888).

THE WHITE-THROATED GROSBEAK.

Hab. Brazil.A 196. Natural skeleton of female. *Presented by Mr. J. Abrahams.*Genus **LOXIGILLA.**

Lesson, Traité, p. 443 (1831).

Loxigilla violacea.*Loxia violacea*, Linnæus, Syst. Nat. i. p. 306 (1766).*Loxigilla violacea* (L.), Sharpe, Cat. B. Brit. Mus. xii. p. 82 (1888).

THE BLACK GROSBEAK.

Hab. Antilles.197. Sternum and shoulder-girdle (wanting right coracoid and scapula). S. S. 1440. *Presented by the Smithsonian Institution.***Loxigilla anoxantha.***Spermophila anoxantha*, Gosse, Birds of Jamaica, p. 247, pl. 62 (1847).*Loxigilla anoxantha* (Gosse), Sharpe, Cat. B. Brit. Mus. xii. p. 85 (1888).

THE YELLOW-BACKED GROSBEAK.

Hab. Jamaica.

198. Sternum and shoulder-girdle of male (wanting furcula, left coracoid, and scapula). S. S. 1439.

*Presented by the Smithsonian Institution.*Genus **PHONIPARA.**

Bonaparte, Consp. Av. i. p. 494 (1850).

Phonipara marchii.*Phonipara marchii*, Baird, Proc. Philad. Acad. 1863, p. 297; Sharpe, Cat. B. Brit. Mus. xii. p. 150 (1888).

MARCH'S GROSBEAK.

Hab. Antilles.

199. Sternum and shoulder-girdle of male (wanting right and left scapulæ). S. S. 1437.

Presented by the Smithsonian Institution.

Genus **CARDINALIS.**

Bonaparte, P. Z. S. 1837, p. 111.

Cardinalis cardinalis *.

Loxia cardinalis, Linnæus, Syst. Nat. i. p. 300 (1766).

Cardinalis virginianus, Bonap. *loc. cit.*

Cardinalis cardinalis (L.), Sharpe, Cat. B. Brit. Mus. xii. p. 161 (1888).

THE VIRGINIAN CARDINAL.

Hab. North America.

200. Natural skeleton: mounted. O. C. 1564. (Toes defective.) *Brookes Coll.*

201. Natural skeleton of male: mounted.

Presented by Mr. J. Abrahams.

202. Skull.

203. Sternum. S. S. 1298.

Presented by the Smithsonian Institution.

Subfamily FRINGILLINÆ.

Genus **FRINGILLA.**

Linnæus, Syst. Nat. i. p. 318 (1766).

Fringilla cælebs.

Fringilla cælebs, Linnæus, Syst. Nat. i. p. 318 (1766); Sharpe, Cat. B. Brit. Mus. xii. p. 170 (1888).

THE CHAFFINCH.

Hab. Europe.

204. Natural skeleton: mounted. O. C. 1566 c. *Old Coll.*

205. Skeleton. O. C. 1566 d *Purchased.*

206. Natural skeleton of female. *Presented by Mr. W. Sibley.*

* For good account of the skull of this species, *cf.* W. K. Parker, Trans. Zool. Soc. vol. x. pt. vi. 1878, p. 265.

Fringilla montifringilla.

Fringilla montifringilla, Linnæus, Syst. Nat. i. p. 178 (1766);
Sharpe, Cat. B. Brit. Mus. xii. p. 178 (1888).

THE BRAMBLING.

Hab. Europe and Northern Asia.

207. Natural skeleton : mounted. O. C. 1566 E.
From the Zoological Society.
208. Skull of male. From the Alps. *Purchased.*
209. Skull of female. From the Alps. *Purchased.*

Genus **CARDUELIS.**

Brisson, Orn. iii. p. 53 (1760).

Carduelis carduelis.

Fringilla carduelis, Linnæus, Syst. Nat. i. p. 318 (1766).
Carduelis elegans, Steph. in Shaw's Gen. Zoology, xiv. p. 30 (1826).
Carduelis carduelis (L.), Sharpe, Cat. B. Brit. Mus. xii. p. 186
(1888).

THE GOLDFINCH.

Hab. Europe.

210. Natural skeleton : mounted. O. C. 1566. *Purchased.*
211. Skull (imperfect). O. C. 1567.
Presented by Dr. Leach.
212. Skull (imperfect). O. C. 1568.
Presented by Dr. Leach.
213. Sternum and shoulder-girdle (wanting right scapula).
S. S. 1407. *Purchased.*

LARGE SIBERIAN RACE.

Carduelis major.

Taczanowski, P. Z. S. 1879, p. 672.

214. Skeleton of male. Siberia.
Presented by Mr. J. Abrahams.

Genus **CHRYSOMITRIS.**

Boie, Isis, 1828, p. 322.

Chrysomitris spinus.*Fringilla spinus*, Linnæus, Syst. Nat. i. p. 322 (1766).*Chrysomitris spinus* (L.), Sharpe, Cat. B. Brit. Mus. xii. p. 213 (1888).

THE SISKIN.

Hab. Europe and Northern Asia.

215. Natural skeleton : mounted. O. C. 1569 A.
Yarrell Collection.
216. Skull. O. C. 1569. *Presented by Dr. Leach.*
217. Skull. O. C. 1570. *Presented by Dr. Leach.*

Genus **ACANTHIS.**

Bechstein, Orn. Taschenb. p. 125 (1803).

Acanthis cannabina.*Fringilla cannabina*, Linnæus, Syst. Nat. i. p. 322 (1766).*Linota cannabina* (L.), Bp. Comp. List B. Eur. & N. Amer. p. 34 (1838).*Acanthis cannabina* (L.), Sharpe, Cat. B. Brit. Mus. xii. p. 241 (1888).

THE COMMON LINNET.

Hab. Europe.

218. Natural skeleton : mounted (skull damaged). O. C. 1565.
Purchased.
219. Skeleton. O. C. 1565 E. *Purchased.*
220. Skull. O. C. 1565 F. *Presented by Mr. Marle.*
221. Sternum, with shoulder-girdle. S. S. 1259. *Purchased.*

Acanthis linaria.*Fringilla linaria*, Linnæus, Syst. Nat. i. p. 322 (1766).*Acanthis linaria* (L.), Sharpe, Cat. B. Brit. Mus. xii. p. 245 (1888).

THE MEALY REDPOLL.

Acanthis linaria.

Hab. Northern Europe, across Siberia to North America.

222. Skull of female. The Alps. *Purchased.*

Genus **BYCANETES.**

Cab. Mus. Hein. Th. i. p. 164 (1850).

Bycanetes githaginea.

Fringilla githaginea, Licht. Verz. Doubl. p. 24 (1823).

Erythrospiza githaginea (Licht.), Sharpe, Cat. B. Brit. Mus. xii. p. 284 (1888).

THE TRUMPETER BULLFINCH.

Hab. The countries south of the Mediterranean, eastwards to Persia and N.W. India.

223. Natural skeleton of male. From Algeria.
Presented by Mr. J. Abrahams.

Genus **PETRONIA.**

Kaup, Natürl. Syst. p. 158 (1829).

Petronia dentata.

Xanthodira dentata, Sundevall, Öfv. K. Vet.-Akad. Förh. Stockh. 1850, p. 127.

Petronia dentata (Sundev.), Sharpe, Cat. B. Brit. Mus. xii. p. 295 (1888).

THE ABYSSINIAN ROCK-SPARROW.

Hab. North-eastern Africa.

224. Natural skeleton of male. *From the Zoological Society.*

Genus **PASSER.**

Brisson, Orn. iii. p. 71 (1760).

Passer domesticus.

Fringilla domestica, Linnæus, Syst. Nat. i. p. 323 (1766).

Passer domesticus, Pallas, Zoogr. Rosso-Asiat. ii. p. 29 (1811);
Sharpe, Cat. B. Brit. Mus. xii. p. 307 (1888).

THE COMMON SPARROW.

Hab. Europe and Northern Asia.

225. Natural skeleton : mounted. O. C. 1572 D.
From the Zoological Society.
226. Natural skeleton : mounted. O. C. 1571.
Presented by W. Home Clift, Esq.
227. Natural skeleton : mounted. O. C. 1571 A. . . *Old Coll.*
228. Natural skeleton : mounted. O. C. 1571 B. . . *Old Coll.*
229. Natural skeleton of male. *Presented by Mr. K. George.*
230. Skeleton. O. C. 1572 A. *Purchased.*
231. Natural skeleton. Riding Mill, Northumberland. O. C.
1572 C. *Presented by the Rev. H. H. Slater.*
232. Skull. O. C. 1572. *Presented by W. Home Clift, Esq.*
233. Sternum. S. S. 1258. *Purchased.*

Passer montanus.*Fringilla montana*, Linnæus, Syst. Nat. i. p. 324 (1766).*Passer montanus* (L.), Sharpe, Cat. B. Brit. Mus. xii. p. 301 (1888).

THE TREE-SPARROW.

Hab. Europe and Asia.

234. Natural skeleton : mounted. O. C. 1572 B.
Yarrell Collection.

Passer diffusus.*Pyrgita diffusa*, Smith, Rep. Exped. Centr. Afr., App. p. 50 (1836).*Passer diffusus* (Smith), Sharpe, Cat. B. Brit. Mus. xii. p. 336
(1888).

THE SOUTHERN GREY-HEADED SPARROW.

Hab. South Africa.

235. Skeleton (disarticulated). *From the Zoological Society.*

Passer euchlorus.

Auripasser euchlora, Licht.; Bonaparte, Consp. Av. i. p. 519 (1850).

Passer euchlorus (Bonap.), Sharpe, Cat. B. Brit. Mus. xii. p. 341 (1888).

THE GOLDEN-HEADED SPARROW.

Hab. Arabia.

236. Skeleton of female. *Presented by Mr. J. Abrahams.*

Genus **SERINUS.**

Koch, Syst. baier. Zool. p. 228 (1816).

Serinus serinus.

Fringilla serinus, Linnæus, Syst. Nat. i. p. 320 (1766).

Serinus hortulanus, Koch, *loc. cit.*

Serinus serinus (L.), Sharpe, Cat. B. Brit. Mus. xii. p. 368 (1888).

THE SERIN FINCH.

Hab. Central and Southern Europe.

237. Skull of female. From South Germany. *Purchased.*

Serinus canaria.

Fringilla canaria, Linnæus, Syst. Nat. i. p. 321 (1766).

Serinus canaria (L.), Cabanis, Mus. Hein. Th. i. p. 163 (1850);
Sharpe, Cat. B. Brit. Mus. xii. p. 370 (1888).

THE CANARY FINCH.

Hab. Madeira, Canary Islands, and Azores.

238. Natural skeleton : mounted. O. C. 1571 K.

239. Skeleton. O. C. 1571 E. *Purchased.*

240. Skull. O. C. 1571 F. *Purchased.*

241. Skull. O. C. 1571 G. *Purchased.*

242. Skull. O. C. 1571 H. *Presented by Prof. Flower, F.R.S.*

243. Sternum, with shoulder-girdle. S. S. 1260. *Purchased.*

Serinus icterus.

Fringilla ictera, Vieillot, Enc. Méth. iii. p. 972 (1823).

Orithagra chrysopyga, Swainson, Birds W. Afr. ii. p. 206, pl. 17 (1837).

Serinus icterus (V.), Sharpe, Cat. B. Brit. Mus. xii. p. 356 (1888).

THE GOLDEN-RUMPED SEED-EATER.

Hab. Western and Southern Africa.

244. Natural skeleton of female. *Presented by Mr. J. Abrahams.*

Genus **SYCALIS.**

Boie, Isis, 1828, p. 324.

Sycalis flaveola.

Fringilla flaveola, Linnæus, Syst. Nat. i. p. 377 (1766).

Emberiza brasiliensis, Gmelin, Syst. Nat. i. p. 872 (1788).

Sycalis brasiliensis (Gm.), Cabanis & Tschudi, Faun. Peruan. p. 215 (1845-46).

Sycalis flaveola (L.), Sharpe, Cat. B. Brit. Mus. xii. p. 377 (1888).

THE BRAZILIAN SEED-EATER.

Hab. The greater part of South America.

245. Sternum, with shoulder-girdle.

From the Zoological Society.

Genus **CARPODACUS.**

Kaup, Natürl. Syst. p. 161 (1829).

Carpodacus erythrinus.

Loxia erythrina, Pallas, N. Comm. Acad. Sci. St. Petersburg. xiv. p. 587, pl. 23. fig. 1 (1770).

Carpodacus erythrinus (Pall.), Sharpe, Cat. B. Brit. Mus. xii. p. 391 (1888).

THE ROSY BULLFINCH.

Hab. Northern Europe and Northern Asia, wintering in India.

246. Skeleton of male. *Presented by Mr. J. Abrahams.*

Genus **LOXIA.**

Linnaeus, Syst. Nat. i. p. 299 (1766, pt.).

Loxia curvirostra.

Loxia curvirostra, Linnaeus, *loc. cit.*; Sharpe, Cat. B. Brit. Mus. xii. p. 435 (1888).

THE COMMON CROSSBILL.

Hab. Europe and Northern Asia.

247. Natural skeleton : mounted. O. C. 1561.
South Collection.
248. Natural skeleton : mounted (hinder part of cranium removed). O. C. 1561 A.
Yarrell Collection.
249. Natural skeleton of male. O. C. 1561 A.
From the Zoological Society.
250. Skull (hinder cranium removed). O. C. 1563.
Presented by Sir Everard Home, Bart.
251. Skull. O. C. 1562.
Presented by Sir Everard Home, Bart.
252. Skull of male. From South Germany. *Purchased.*
253. Skull of female. From South Germany. *Purchased.*

Genus **PYRRHULA.**

Brisson, Orn. iii. p. 308 (1760).

Pyrrhula pyrrhula.

Loxia pyrrhula, Linnaeus, Syst. Nat. i. p. 446 (1766).

Pyrrhula rubicilla, Pallas, Zoogr. Rosso-Asiat. ii. p. 7 (1811, pt.).

Pyrrhula pyrrhula (L.), Sharpe, Cat. B. Brit. Mus. xii. p. 446 (1888).

THE RUSSIAN BULLFINCH.

Hab. Northern Europe and Siberia.

254. Natural skeleton. *Presented by Mr. J. Abrahams.*
255. Skull of male. Alps. *Purchased.*
256. Skull of female. Alps. *Purchased.*
257. Skull of female. Alps. *Purchased.*

Pyrrhula europæa.

Fringilla pyrrhula (nec L.), Temminck, Man. d'Orn. p. 200 (1815).

Pyrrhula europæa, Vieillot, N. Dict. d'Hist. Nat. iv. p. 286 (1816);

Sharpe, Cat. B. Brit. Mus. xii. p. 447 (1888).

THE COMMON BULLFINCH.

Hab. Western, Central, and Southern Europe.

258. Skeleton. O. C. 1571 c.
259. Skeleton. O. C. 1571 e. *Purchased.*
260. Sternum and shoulder-girdle (wanting left clavicle, left coracoid, and scapula). S. S. 1261. *Purchased.*

Subfamily EMBERIZINÆ.

Genus **EMBERIZA.**

Brissou, Orn. iii. p. 257 (1760).

Emberiza schoeniclus.

Emberiza schoeniclus, Linnæus, Syst. Nat. i. p. 311 (1766); Sharpe,

Cat. B. Brit. Mus. xii. p. 480 (1888).

THE REED-BUNTING.

Hab. Europe and Northern Asia.

261. Natural skeleton : mounted (skull injured). O. C. 1574 A. *Yarrell Coll.*
262. Skull of male. From South Germany. *Purchased.*

Emberiza citrinella.

Emberiza citrinella, Linnæus, Syst. Nat. i. p. 309 (1766); Sharpe,

Cat. B. Brit. Mus. xii. p. 515 (1888).

THE YELLOW BUNTING, OF YELLOW-AMMER.

Hab. Europe.

263. Skeleton. O. C. 1574 B. *Purchased.*
264. Skull. O. C. 1574. *Presented by Dr. Leach.*
265. Skull of male. From the Alps. *Purchased.*

Emberiza hortulana.

Emberiza hortulana, Linnæus, Syst. Nat. i. p. 309 (1766); Sharpe, Cat. B. Brit. Mus. xii. p. 530 (1888).

THE ORTOLAN BUNTING.

Hab. Europe.

266. Skull of female. From South Germany. *Purchased.*

Genus **MILIARIA.**

Brehm. Isis, 1828, p. 1278.

Miliaria miliaria.

Emberiza miliaria, Linnæus, Syst. Nat. i. p. 308 (1766).

Miliaria miliaria (L.), Sharpe, Cat. B. Brit. Mus. xii. p. 552 (1888).

THE COMMON BUNTING.

Hab. Europe, extending into Western Persia.

267. Sternum, with shoulder-girdle. S. S. 859. *Purchased.*

Genus **PLECTROPHENAX.**

Stejneger, Proc. U. S. Nat. Mus. v. p. 33 (1882).

Plectrophenax nivalis.

Emberiza nivalis, Linnæus, Syst. Nat. i. p. 308 (1766).

Plectrophanes nivalis, Meyer, Zus. u. Bericht. Meyer u. Wolf's Taschenb. p. 57 (1822).

Plectrophenax nivalis (L.), Sharpe, Cat. B. Brit. Mus. xii. p. 572 (1888).

THE SNOW-BUNTING.

Hab. Northern Europe, Northern Asia, and North America.

268. Skull (imperfect). O. C. 1573.

Presented by Dr. Leach.

Genus **CYANOSPIZA.**

Baird, Birds of N. Amer. p. 500 (1858).

Cyanospiza cyanea.*Tanagra cyanea*, Linnæus, Syst. Nat. i. p. 315 (1760).*Cyanospiza cyanea* (L.), Sharpe, Cat. B. Brit. Mus. xii. p. 617 (1888).*Passerina cyanea*, A. O. U. Check-list, p. 288 (1886).

THE INDIGO BUNTING.

Hab. Northern and Central America.

269. Natural skeleton of male : mounted.

*Presented by Mr. J. Abrahams.*Genus **AMMODROMUS.**

Swainson, Zool. Journ. iii. p. 348 (1827).

Ammodromus savannarum.*Fringilla savannarum*, Gmelin, Syst. Nat. i. p. 921 (1788).*Coturniculus tixicus*, Gosse, Birds of Jamaica, p. 242 (1847).*Ammodromus savannarum* (Gm.), Sharpe, Cat. B. Brit. Mus. xii. p. 687 (1888).

THE GRASSHOPPER-SPARROW.

Hab. North America to Central America and the Antilles.

270. Sternum, with shoulder-girdle. S. S. 1441.

*Presented by the Smithsonian Institution.*Genus **PAROARIA.**

Bonaparte, Saggio Distr. Met. An. Vertebr. p. 141 (1832).

Paroaria capitata.*Tachyphonus capitatus*, D'Orbigny & Lafr. Syn. Av. p. 29 (1837).*Paroaria capitata*, Bonaparte, Consp. Gen. Av. i. p. 472 (1850);
Sharpe, Cat. B. Brit. Mus. xii. p. 812 (1888).

THE YELLOW-BILLED CARDINAL.

Hab. Southern Brazil.

271. Skeleton of male.

Presented by Mr. J. Abrahams.

Paroaria cucullata.

Loxia cucullata, Latham, Ind. Orn. i. p. 378 (1790).

Paroaria cucullata, Bonaparte, Consp. Gen. Av. i. p. 471 (1850);

Sharpe, Cat. B. Brit. Mus. xii. p. 810 (1888).

THE RED-CRESTED CARDINAL.

Hab. South America.

272. Natural skeleton of female : mounted.

Presented by Mr. J. Abrahams.

272 A. Natural skeleton of female : mounted.

Presented by Mr. J. Abrahams.

Paroaria larvata.

Fringilla larvata, Bodd. Tabl. Pl. Enl. p. 4 (1783).

Paroaria dominicana, Bonaparte, Consp. Gen. Av. i. p. 471 (1850).

Paroaria larvata (Bodd.), Sharpe, Cat. B. Brit. Mus. xii. p. 811 (1888).

THE RED-HEADED CARDINAL.

Hab. Brazil.

273. Sternum, with shoulder-girdle. S. S. 2036.

Family ALAUDIDÆ*.

Genus **OTOCORYS.**

Bonaparte, Nuovi Ann. Sci. Bologna, ii. p. 407 (1838).

Otocorys praticola.

Otocorys alpestris praticola, Henshaw, Auk, i. p. 263 (1884).

Otocorys praticola, Sharpe, Cat. B. Brit. Mus. xiii. p. 539 (1890).

THE PRAIRIE HORNED LARK.

Hab. United States of America.

274. Sternum and coracoids. S. S. 1294.

Presented by the Smithsonian Institution.

* For the osteology of the Common Horned Lark (*O. alpestris*), cf. Shufeldt, Bull. U. S. Geol. Surv. xii. p. 627, pl. iv. (1882), vi. p. 119, pl. iv. (1881). Cf. also Garrod. P. Z. S. 1877, pp. 507, 512.

Genus **ALAUDA.**

Linnaeus, Syst. Nat. i. p. 287 (1766).

Alauda arvensis.

Alauda arvensis, Linnaeus, Syst. Nat. i. p. 287 (1766); Sharpe, Cat. B. Brit. Mus. xiii. p. 567 (1890).

THE SKY-LARK.

Hab. Europe.

275. Natural skeleton of male : mounted. O. C. 1576. *South Coll.*
276. Skeleton. O. C. 1576 A. *Yarrell Coll.*
277. Skeleton. O. C. 1576 B. *Yarrell Coll.*
278. Skull of adult male. From the Alps. *Purchased.*
279. Sternum, with shoulder-girdle. S. S. 1408. *Purchased.*

Genus **LULLULA.**

Kaup, Natürl. Syst. p. 92 (1829).

Lullula arborea.

Alauda arborea, Linnaeus, Syst. Nat. i. p. 287 (1766).

Lullula arborea (Linn.), Sharpe, Cat. B. Brit. Mus. xiii. p. 636 (1890).

THE WOOD-LARK.

Hab. Europe.

280. Skull of adult female. From the Alps. *Purchased.*
281. Sternum of male, with shoulder-girdle. S. S. 1935.
From the Zoological Society.

Genus **GALERITA.**

Boie, Isis, 1828, p. 321.

Galerita cristata.*Alauda cristata*, Linnæus, Syst. Nat. i. p. 288 (1766).*Galerita cristata* (Linn.), Sharpe, Cat. B. Brit. Mus. xiii. p. 626 (1890).

THE CRESTED LARK.

Hab. Europe.

282. Skull of male. From Bonn.
- Purchased.*

Genus **MIRAFRA.**

Horsfield, Trans. Linn. Soc. xiii. p. 159 (1821).

Mirafra horsfieldi.*Mirafra horsfieldi*, Gould, P. Z. S. 1847, p. 1; Sharpe, Cat. B. Brit. Mus. xiii. p. 604 (1890).

HORSFIELD'S BUSH-LARK.

Hab. Australia.

283. Sternum, with shoulder-girdle. New South Wales (
- E. P. Ramsay*
-). S. S. 1367.

*Presented by P. L. Selater, Esq., F.R.S.*Genus **PYRRHULAUDA.**

Smith, Illustr. Zool. South Africa, Aves, pl. 24 (1839).

Pyrrhulauda leucotis.*Loxia leucotis*, Stanley in Salt's Travels in Abyssinia, Appendix, p. 59 (1814).*Pyrrhulauda leucotis* (Stanl.), Sharpe, Cat. B. Brit. Mus. xiii. p. 657 (1890).

THE WHITE-EARED FINCH-LARK.

Hab. N.E. Africa.

284. Natural skeleton of female : mounted.
-
- Presented by Mr. J. Abrahams.*

285. Natural skeleton of male.

Presented by Mr. J. Abrahams.

Family MOTACILLIDÆ*.

Genus **MOTACILLA.**

Linnaeus, Syst. Nat. i. p. 328 (1766).

Motacilla lugubris.

Motacilla lugubris, Temminck, Man. d'Orn. i. p. 253 (1820);
Sharpe, Cat. B. Brit. Mus. x. p. 460 (1885).

THE PIED WAGTAIL.

Hab. Western Europe.

286. Skeleton. O. C. 1582 B. *Purchased.*
287. Skull. O. C. 1583. *Purchased.*
288. Sternum, with shoulder-girdle. S. S. 1404. *Purchased.*

Motacilla melanope.

Motacilla melanope, Pallas, Reis. Russ. Reichs, iii. App. p. 696
(1776); Sharpe, Cat. B. Brit. Mus. x. p. 497 (1885).

THE GREY WAGTAIL.

Hab. The whole of Europe and Asia, wintering in the south.

289. Skeleton. O. C. 1582 c. *Purchased.*

Motacilla borealis.

Motacilla flava borealis, Sundev. (Efv. K. Vet.-Akad. Förh. Stockh.
1840, p. 53.

Motacilla borealis. Sharpe, Cat. B. Brit. Mus. x. p. 522, pl. vii.
figs. 1-3 (1885).

THE INDIAN FIELD-WAGTAIL.

* For remarks upon the osteology of the genus *Anthus*, cf. Shufeldt, Bull. Nutt. Orn. Club (Cambridge, U. S.), vol. vii. no. 4, Oct. 1882, p. 215, also Journ. Morphology (U. S.), vol. iii. no. 1, p. 96, June 1889.

Motacilla borealis.

Hab. Northern Europe and Northern Asia, wintering in Africa and India.

290. Sternum and shoulder-girdle of male (wanting left coracoid and scapula). S. S. 1881.

Presented by Dr. J. Anderson, F.R.S.

Genus **ANTHUS.**

Bechstein, *Naturg. Deutschl.* iii. p. 704 (1807).

Anthus pratensis.

Anthus pratensis, Linnæus, *Syst. Nat.* i. p. 287 (1766); Sharpe, *Cat. B. Brit. Mus.* x. p. 580 (1885).

THE MEADOW-PIBIT.

Hab. Europe.

291. Skull of male. From Silesia. *Purchased.*
292. Sternum and shoulder-girdle (wanting fureculum and left coracoid and scapula). S. S. 1405. *Purchased.*

Anthus campestris.

Anthus campestris, Linnæus, *Syst. Nat.* i. p. 288 (1766); Sharpe, *Cat. B. Brit. Mus.* x. p. 569 (1885).

THE TAWNY PIPIT.

Hab. Europe and Northern Asia, wintering in India and Africa.

293. Skull of male. From Silesia. *Purchased.*

Anthus spipoletta.

Alauda spipoletta, Linnæus, *Syst. Nat.* i. p. 288 (1766).
Anthus spipoletta (L.), Sharpe, *Cat. B. Brit. Mus.* x. p. 592 (1885).

THE ALPINE PIPIT.

Hab. Europe.

294. Skull of male. From Germany. *Purchased.*

Family MNIOTILTIDÆ*.

Genus **SEIURUS.**

Swainson, Zool. Journ. iii. p. 171 (1827).

Seiurus aurocapillus.*Motacilla auricapilla*, Linnaeus, Syst. Nat. i. p. 334 (1766).*Seiurus auricapillus* (L.), Sharpe, Cat. B. Brit. Mus. x. p. 339 (1885).

THE GOLDEN-HEADED WARBLER.

Hab. North America.

295. Sternum and shoulder-girdle of male, wanting left coracoid and scapula (keel of sternum damaged). S. S. 1430.

*Presented by the Smithsonian Institution.***Seiurus motacilla.***Turdus motacilla*, Vieillot, Ois. Amér. Sept. ii. p. 9, pl. 65 (1807).*Seiurus motacilla* (Vieill.), Sharpe, Cat. B. Brit. Mus. x. p. 342 (1885).

THE LOUISIANA WATER-THRUSH.

Hab. North America.

296. Sternum and shoulder-girdle of female (wanting left coracoid and both scapulæ). S. S. 1429.

*Presented by the Smithsonian Institution.*Genus **DENDRŒCA.**

Gray, List Gen. 1842, App. p. 8.

Dendrœca æstiva.*Motacilla æstiva*, Gmelin, Syst. Nat. i. p. 996 (1788).*Dendrœca æstiva* (Gm.), Sharpe, Cat. B. Brit. Mus. x. p. 273 (1885).

* For observations upon the osteology of several species of the genera *Dendrœca*, *Parula*, *Mniotilta*, *Seiurus*, *Certhia*, and *Sitta*, cf. Shufeldt, "Contributions to the Comparative Osteology of the Families of North-American Passeres," Journ. Morph. (U. S.) vol. iii. no. 1, June 1889, and vol. iii. no. 3, 1889.

Dendroeca æstiva.

THE YELLOW WARBLER.

Hab. North America.

297. Sternum and shoulder-girdle of male (wanting left coracoid and clavicle and both scapulæ). S. S. 1427.

*Presented by the Smithsonian Institution.*Genus **PARULA.**

Bonaparte, Comp. List B. Eur. & N. Amer. p. 20 (1838).

Parula americana.*Parus americanus*, Linnæus, Syst. Nat. i. p. 341 (1766).*Parula americana* (L.), Sharpe, Cat. B. Brit. Mus. x. p. 257 (1885).

THE YELLOW-BACKED BLUE WARBLER.

Hab. North America.

298. Sternum of female, with shoulder-girdle. S. S. 1431.

*Presented by the Smithsonian Institution.*Genus **MNIOTILTA.**

Vieillot, Analyse, p. 45 (1816).

Mniotilta varia.*Motacilla varia*, Linnæus, Syst. Nat. i. p. 333 (1766).*Mniotilta varia* (L.), Sharpe, Cat. B. Brit. Mus. x. p. 251 (1885).

THE BLACK-AND-WHITE WARBLER.

Hab. North America.

299. Sternum of male, with shoulder-girdle. S. S. 1428.

Presented by the Smithsonian Institution.

Family CERTHIDÆ.

Genus **CERTHIA.**

Linnaeus, Syst. Nat. i. p. 184 (1766).

Certhia familiaris.*Certhia familiaris*, Linnaeus, *loc. cit.*; Gadow, Cat. B. Brit. Mus. viii. p. 323 (1883).

THE COMMON CREEPER.

Hab. Europe.

300. Skeleton. O. C. 1535 B. *Purchased.*
- 301, 302. Skulls of males. From the Alps. *Purchased.*
- 303, 304. Skulls of females. From the Alps. *Purchased.*
305. Skull. O. C. 1535. *Presented by Dr. Leach.*
306. Sternum and shoulder-girdle (wanting left clavicle and scapula). S. S. 1409. *Purchased.*

Genus **SALPORNIS.**

Gray, Proc. Zool. Soc. 1847, p. 7.

Salpornis spilonota.*Certhia spilonota*, Franklin, Proc. Zool. Soc. 1831, p. 121.*Salpornis spilonota*, Oates, Fauna Brit. Ind., Birds, i. p. 333 (1889).

THE SPOTTED GREY CREEPER.

Hab. Indian Peninsula.

307. Sternum and shoulder-girdle of female (wanting left scapula). S. S. 1914. *Presented by Dr. J. Anderson, F.R.S.*

Genus **SITTA** *.

Linnaeus, Syst. Nat. i. p. 177 (1766).

Sitta cæsia.

Sitta cæsia, Wolf, Taschenb. Deutsch. Vogelk. i. p. 128 (1810);
Dresser, Birds Eur. iii. p. 175, pl. 119 (1873).

THE COMMON NUTHATCH.

Hab. Southern and Central Europe to Asia Minor.

308. Natural skeleton (toes imperfect). O. C. 1536. *South Collection.*
309. Natural skeleton: mounted. O. C. 1536 B. *Yarrell Collection.*
310. Sternum and shoulder-girdle (wanting left scapula).
S. S. 1398. *Purchased.*

Genus **SITTELLA.**

Swainson, Class. B. ii. p. 317 (1837).

Sittella pileata.

Sittella pileata, Gould, Proc. Zool. Soc. 1837, p. 159; id. Handb.
B. Austr. i. p. 612 (1865).

THE BLACK-CAPPED NUTHATCH.

Hab. Australia.

311. Skeleton. O. C. 1533. *Hunterian.*

Sittella chrysoptera.

Sittella chrysoptera, Latham, Ind. Orn. Suppl. p. xxxii (1801);
Gould, Handb. B. Austr. i. p. 609 (1865).

THE ORANGE-WINGED NUTHATCH.

Hab. Australia.

312. Sternum and shoulder-girdle (wanting right scapula).
Dobroyde, N. S. W. (*E. P. Ramsay*). S. S. 1696.
Presented by Dr. E. P. Ramsay.

* Cf. F. A. Lucas, Proc. U.S. Nat. Mus. xiii. p. 337.

Genus **CLIMACTERIS.**

Temminck, Man. d'Orn. p. lxxxv (1820).

Climacteris leucophæa.*Certhia leucophæa*, Latham, Ind. Orn. Suppl. p. xxxvi (1801).*Climacteris leucophæa* (Lath.), Gould, Handb. B. Austr. i. p. 606 (1865).

THE WHITE-THROATED CREEPER.

Hab. Australia.

313. Sternum of male, with shoulder-girdle. Dobroyde, N. S. W.
(*E. P. Ramsay*).

Presented by P. L. Selater, Esq., F.R.S.

Family DICAÏDÆ.

Genus **PARDALOTUS.**

Vielliot, Analyse, p. 31 (1816).

Pardalotus affinis.*Pardalotus affinis*, Gould, Proc. Zool. Soc. 1837, p. 25; Sharpe,
Cat. B. Brit. Mus. x. p. 57 (1885).

THE TASMANIAN DIAMOND-BIRD.

Hab. Tasmania and Southern Australia.

314. Sternum, with shoulder-girdle. From Dobroyde, N. S.
Wales (*E. P. Ramsay*). S. S. 945.

*Presented by P. L. Selater, Esq., F.R.S.*Genus **MELIORNIS.**

Gray, List Gen. B. 1840, p. 19.

Meliornis novæ hollandiæ.*Certhia novæ hollandiæ*, Latham, Ind. Orn. p. 296.*Meliornis novæ hollandiæ* (L.), Gould, Handb. B. Austr. i. p. 486
(1865).

THE NEW-HOLLAND HONEY-EATER.

Hab. Australia.

315. Sternum of male, with shoulder-girdle. Dobroyde, N. S. W.,
Presented by Dr. E. P. Ramsay.

Meliornis novæ hollandiæ.

316. Skeleton. O.C. 1589 c. *Gould Collection.*

Meliornis longirostris.

Meliphaga longirostris, Gould, Proc. Zool. Soc. 1846, p. 83.

Meliornis longirostris, Gould, Handb. B. Austr. i. p. 488 (1865).

THE LONG-BILLED HONEY-EATER.

Hab. Western Australia.

317. Skeleton. From Western Australia. O. C. 1589 A.
Gould Collection.

Meliornis sericea.

Meliphaga sericea, Gould, Proc. Zool. Soc. 1837, p. 144.

Meliornis sericea, Gould, Handb. B. Austr. i. p. 490 (1865).

THE WHITE-CHEEKED HONEY-EATER.

Hab. Australia.

318. Sternum of female, with shoulder-girdle. Dobroyde,
N. S. W. (*E. P. Ramsay*). S. S. 950.
Presented by P. L. Selater, Esq., F.R.S.

Genus **LICHMERA.**

Cabanis, Mus. Hein. i. p. 118 (1850).

Lichmera australasiana.

Certhia australasiana, Shaw, Gen. Zool. viii. p. 226 (1812).

Lichmera australasiana (Shaw), Gould, Handb. B. Austr. i. p. 493
(1865).

THE TASMANIAN HONEY-EATER.

Hab. Tasmania.

319. Skeleton. From Hobart Town, Tasmania. O. C. 1589 B.
Gould Collection.

Genus **GLYCIPHILA.**

Swainson, Class. B. ii. p. 326 (1837).

Glyciphila fulvifrons.*Certhia fulvifrons*, Lewin, Nat. Hist. New South Wales, pl. 22 (1822).*Glyciphila fulvifrons* (Lewin), Gould, Handb. B. Austr. i. p. 495 (1865).

THE FULVOUS-FRONTED HONEY-EATER.

Hab. South Australia.

320. Skeleton. From Western Australia. O. C. 1589 K.
Gould Collection.
321. Sternum, with shoulder-girdle. Sydney, N. S. W. (*E. P. Ramsay*). S. S. 1085.
Presented by P. L. Selater, Esq., F.R.S.

Genus **STIGMATOPS.**

Gould, B. Austr. i. p. 500.

Stigmatops subocularis.*Glyciphila? subocularis*, Gould, Proc. Zool. Soc. 1837, p. 154.*Stigmatops subocularis*, Gould, *loc. cit.*

THE LEAST HONEY-EATER.

Hab. Western Australia.

322. Skeleton. From Western Australia. O. C. 1589 F.
Gould Collection.

Genus **PTILOTIS.**

Swainson, Class. B. ii. p. 326 (1837).

Ptilotis flavigula.*Ptilotis flavigula*, Gould, Proc. Zool. Soc. 1838, p. 24; id. Handb. B. Austr. i. p. 508 (1865).

THE YELLOW-THROATED HONEY-EATER.

Hab. Tasmania.

323. Skeleton. From Hobart Town, Tasmania. O. C. 1589 E.
Gould Collection.

Ptilotis ornata.

Ptilotis ornata, Gould, Proc. Zool. Soc. 1838, p. 24; id. Handb. B. Austr. i. p. 515.

THE GRACEFUL HONEY-EATER.

Hab. South and Western Australia.

324. Skeleton. Western Australia. O. C. 1589 D.

Gould Collection.

Ptilotis fusca.

Meliphaga fusca, Gould, Synopsis B. Austr. pt. ii.

Ptilotis fusca (Gould), Gadow, Cat. B. Brit. Mus. ix. p. 229 (1884).

THE FUSCOUS HONEY-EATER.

Hab. From Rockingham Bay to New South Wales and Victoria.

325. Sternum. Dobroyde, N. S. W. (*E. P. Ramsay*). S. S. 951. *Presented by P. L. Sclater, Esq., F.R.S.*

Genus **XANTHOMYZA.**

Swainson, Class. B. ii. p. 327 (1837).

Xanthomyza phrygia.

Merops phrygius, Latham, Ind. Orn. Suppl. p. xxxiv (1801).

Xanthomyza phrygia (Lath.), Gould, Handb. B. Austr. i. p. 527 (1865).

THE WARTY-FACED HONEY-EATER.

Hab. Eastern Australia.

326. Sternum of female, with shoulder-girdle. Dobroyde, N. S. W. (*E. P. Ramsay*). S. S. 948.

Presented by P. L. Sclater, Esq., F.R.S.

Genus **ACANTHOCHÆRA.**

Vigors and Horsfield, Trans. Linn. Soc. xv. p. 320 (1826).

Acanthochæra carunculata.

Merops carunculatus, Latham, Ind. Orn. i. p. 276 (1790).

Anthochæra carunculata, Gould, Handb. B. Austr. i. p. 138 (1865).

THE WATTLED HONEY-EATER.

Hab. Eastern and Southern Australia, and Tasmania.

327. Skeleton. From Western Australia. O. C. 1589 G.

Gould Collection.

328. Hyoidean arch, with "brush"-tongue attached.

329. Sternum of female, with shoulder-girdle. S. S. 930.

Clarence River, N. S. W. (*E. P. Ramsay*).

Presented by P. L. Sclater, Esq., F.R.S.

Genus **ANELLOBIA.**

Cabanis, Mus. Hein. Th. i. p. 120 (1850).

Anellobia lunulata.

Anthochæra lunulata, Gould, Proc. Zool. Soc. 1837, p. 153.

Anellobia lunulata, Gould, Handb. B. Austr. i. p. 543 (1865).

THE LUNULATED HONEY-EATER.

Hab. Western Australia.

330. Skeleton. From Western Australia. O. C. 1589 H.

Gould Collection.

Genus **TROPIDORHYNCHUS.**

Vigors and Horsfield, Trans. Linn. Soc. xv. p. 823 (1826).

Tropidorhynchus corniculatus.

Merops corniculatus, Latham, Ind. Orn. i. p. 276 (1790).

Tropidorhynchus corniculatus (Lath.), Gould, Handb. B. Austr. i. p. 545 (1865).

THE FRIAR BIRD.

Hab. Eastern Australia.

331. Skeleton. O. C. 1589 P. From Grafton, Clarence River,
N. S. W. *Presented by C. E. Porter, Esq.*

332. Skull. O. C. 1541 B. *Presented by C. E. Porter, Esq.*

Genus **ACANTHORHYNCHUS.**

Gould, Proc. Zool. Soc. 1837, p. 24.

Acanthorhynchus superciliosus.*Acanthorhynchus superciliosus*, Gould, Proc. Zool. Soc. 1837, p. 24; id. Handb. B. Austr. i. p. 553 (1865).

THE WHITE-EYEBROWED HONEY-EATER.

Hab. Western and South-western Australia.

333. Skeleton. From Western Australia. O. C. 1589 I. *Gould Collection.*

Genus **MYZOMELA** *.

Vigors and Horsfield, Trans. Linn. Soc. xv. p. 316 (1826).

Myzomela nigra.*Myzomela nigra*, Gould, B. Austr. part 2 (cancelled), 1838; id. Handb. B. Austr. i. p. 558.

THE BLACK HONEY-EATER.

Hab. The greater part of Australia.

334. Skeleton. From Western Australia. O. C. 1589 L. *Gould Collection.*

Myzomela sanguinolenta.*Certhia sanguinolenta*, Latham, Ind. Orn. Suppl. p. xxxvii (1801).
Myzomela sanguinolenta (Lath.), Gould, Handb. B. Austr. i. p. 555 (1865).

THE BLOOD-RED HONEY-EATER.

Hab. Australia.

335. Sternum of male, with shoulder-girdle. Dobroyde, N.S.W. (*E. P. Ramsay*). S. S. 952.
Presented by P. L. Selater, Esq., F.R.S.

* Cf. Forbes, P. Z. S. 1879, pp. 256, 257.

Genus **ENTOMYZA.**

Swainson, Class. Birds, ii. p. 328 (1837).

Entomyza cyanotis.*Gracula cyanotis*, Latham, Ind. Orn. Suppl. p. xxix (1801).*Entomyza cyanotis* (Lath.), Gould, Handb. B. Austr. i. p. 560 (1865).

THE BLUE-FACED HONEY-EATER.

Hab. Eastern Australia.

336. Sternum of female, with shoulder-girdle. Clarence River, N. S. W. (*E. P. Ramsay*). S. S. 923.
Presented by *P. L. Selater, Esq., F.R.S.*

Genus **MELITHREPTUS.**

Vicillot, Analyse, p. 46 (1816).

Melithreptus validirostris.*Hematops validirostris*, Gould, P. Z. S. 1836, p. 144.*Melithreptus validirostris*, Gould, Handb. B. Austr. i. p. 565 (1865).

THE STRONG-BILLED HONEY-EATER.

Hab. Tasmania and Australia.

337. Skeleton. From Flinder's Island, Australia. O. C. 1589 n.
Gould Collection.

Melithreptus melanocephalus.*Melithreptus melanocephalus*, Gould, P. Z. S. 1845, p. 62; id. Handb. B. Austr. i. p. 207 (1865).

THE BLACK-HEADED HONEY-EATER.

Hab. Tasmania.

338. Skeleton. From Hobart Town, Tasmania. O. C. 1589 o.
Gould Collection.

Genus **MYZANTHA.**

Vigors and Horsfield, Trans. Linn. Soc. xv. p. 319 (1826).

Myzantha garrula.

Merops garrulus, Latham, Ind. Orn. Suppl. p. xxiv (1801).

Myzantha garrula (Lath.), Gould, Handb. B. Austr. i. p. 574 (1865).

THE GARRULOUS HONEY-EATER.

Hab. Southern Australia and Tasmania.

339. Skeleton. From Hobart Town, Tasmania. O. C. 1589 M.
Gould Collection.

Genus **PROSTHEMADERA.**

Gray, List Gen. Birds, p. 3 (1840).

Prothemadera novæ zealandiæ.

Merops novæ-zealandiæ, Gmelin, Syst. Nat. i. p. 464 (1788).

Prothemadera novæ-zealandiæ (Gm.), Buller, Birds of New Zealand, i. p. 94 (1888).

THE TUI OR PARSON BIRD.

Hab. New Zealand.

340. Natural skeleton of male : mounted.
Presented by Mr. J. Abrahams.
341. Natural skeleton. *Presented by Mr. J. Abrahams.*

Family PARIDÆ*.

Genus **PARUS.**

Linnaeus, Syst. Nat. i. p. 340 (1766).

Parus major.

Parus major, Linnaeus, Syst. Nat. i. p. 341 (1766); Dresser, Birds Eur. iii. p. 79, pl. 106 (1871).

THE GREAT TITMOUSE.

* Cf. Shufeldt, R. W., "On the Position of *Chamæa* in the System." Journ. Morph. iii. pp. 475-502; also Lucas, F. A., "Notes on the Osteology of the *Paridae*, *Sitta*, and *Chamæa*," Proc. U.S. Nat. Mus. xiii. pp. 337-345, pl. xxvii.

Hab. Europe, Asia Minor, and Siberia.

342. Natural skeleton : mounted. O. C. 1575 A. *Yarrell Collection.*
343. Skeleton. O. C. 1575 B. *Purchased.*
344. Skeleton of female, from Riding Mill, Northumberland. O. C. 1575 D. *Presented by the Rev. H. H. Slater.*
345. Skull. O. C. 1575. *Presented by Dr. Leach.*
346. Sternum and shoulder-girdle (wanting left scapula and furcula). S. S. 1401. *Purchased.*

Parus cæruleus.

Parus cæruleus, Linnæus, Syst. Nat. i. p. 341 (1766); Dresser, Birds Eur. iii. p. 131, pl. 113 (1871); Eyton, Osteol. Av. p. 109, pl. xvii. fig. 4.

THE BLUE TITMOUSE.

Hab. Central and Southern Europe to Asia Minor.

347. Skeleton of young. O. C. 1575 C. *Purchased.*

Parus britannicus.

Parus britannicus, Sharpe & Dresser, Ann. & Mag. N. H. (4) viii. p. 437 (1871); *ibid.*, Birds Eur. iii. p. 93, pl. 107. fig. 2 (1872).

THE BRITISH COAL TITMOUSE.

Hab. England.

348. Skeleton of male, from Riding Mill, Northumberland. O. C. 1575 E. *Presented by the Rev. H. H. Slater.*
349. Sternum, with shoulder-girdle. S. S. 1254. *Purchased.*

Genus **LOPHOPHANES.**

Kaup, Natürl. Syst. p. 92 (1829).

Lophophanes cristatus.

Parus cristatus, Linnæus, Faun. Suec. p. 97 (1761).

Lophophanes cristatus (Linn.), Dresser, Birds Eur. iii. p. 151, pl. 115 (1871).

Lophophanes cristatus.

THE CRESTED TITMOUSE.

Hab. Europe.

350. Skull of male. From the Alps. *Purchased.*
351. Skull of male. From South Germany. *Purchased.*

Genus **ACREDULA.**

Koch, Syst. baier. Zool. p. 199 (1816).

Acredula caudata.*Parus caudatus*, Linnæus, Syst. Nat. i. p. 342 (1766).*Acredula caudata* (Linn.), Dresser, Birds Eur. iii. p. 67, pl. 104 (1872).

THE LONG-TAILED TITMOUSE.

Hab. Northern and Central Europe.

352. Skull of male. From the Alps. *Purchased.*
353. Skull of female. From the Alps. *Purchased.*
354. Sternum, with shoulder-girdle. S. S. 1402. *Purchased.*

Genus **PANURUS.**

Koch, Syst. baier. Zool. p. 201 (1816).

Panurus biarmicus.*Parus biarmicus*, Linnæus, Syst. Nat. i. p. 342 (1766).*Panurus biarmicus* (Linn.), Brit. Orn. Union List Brit. B. p. 24 (1883).

THE BEARDED TITMOUSE.

Hab. Europe and Central Asia.

355. Sternum and shoulder-girdle of male, wanting left coracoid and scapula. S. S. 2149. *From the Zoological Society.*

Family REGULIDÆ.

Genus **REGULUS.**

Cuvier, Leçons Anat. Comp. i. table 2 (1800) ; Règne Anim. i. p. 369 (1817).

Regulus cristatus.

Regulus cristatus, Koch, Syst. baier. Zool. p. 199 (1816) ; Dresser, Birds Eur. ii. p. 453, pl. 71 (1874).

THE GOLDCREST.

Hab. Europe, North Africa, Northern Asia to Japan.

356. Natural skeleton : mounted. O. C. 1579 A.
Yarrell Collection.
357. Skeleton. O. C. 1579 B. *Purchased.*
358. Skull. O. C. 1579. *Presented by Dr. Leach.*
359. Sternum and shoulder-girdle (wanting left coracoid and scapula). S. S. 1399. *Purchased.*

Family LANIIDÆ*.

Genus **FALCUNCULUS.**

Vieillot, Analyse, p. 40 (1816).

Falcunculus leucogaster.

Falcunculus leucogaster, Gould, P. Z. S. 1837, p. 144 ; id. Handb. B. Austr. i. p. 229 (1865).

THE WHITE-BELLIED SHRIKE-TIT.

Hab. Western Australia.

360. Skeleton. From Western Australia. O. C. 1597 c.
Gould Collection.

Falcunculus frontatus.

Lanius frontatus, Latham, Ind. Orn. Suppl. p. xviii (1801).
Falcunculus frontatus (Lath.), Gould, Handb. B. Austr. i. p. 228 (1865).

THE FRONTAL SHRIKE-TIT.

* For the osteology of *Laniidæ*, cf. Shufeldt, Bull. U. S. Geol. Surv. vi. p. 351.

Falcunculus frontatus.

Hab. Southern and Western Australia.

361. Sternum of female, with shoulder-girdle. Clarence River
(*E. P. Ramsay*). S. S. 939.

Presented by P. L. Slater, Esq., F.R.S.

Genus **LANIUS** *.

Linnaeus, *Syst. Nat.* i. p. 135 (1766).

- A. Olfactory capsule fully ossified; external opening oval.
B. Posterior extremity of palatines prolonged and with a spine-like extension of internal angle.

Fig. 20.

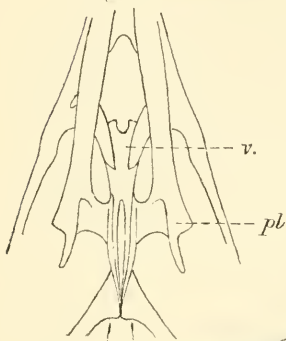


Fig. 19.

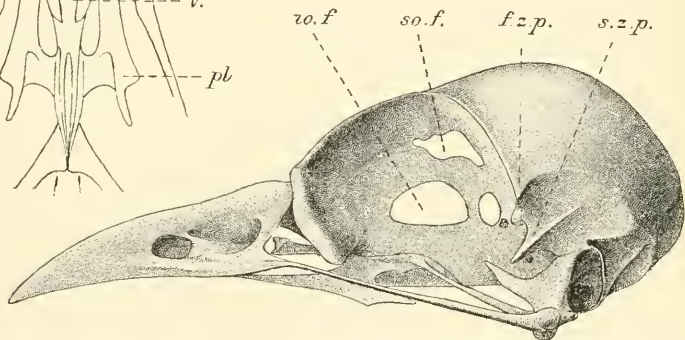


Fig. 19.—Lateral view (enlarged) of cranium of *Lanius excubitor*, to show the bony olfactory capsule, the slightly developed frontal zygomatic process, and the long and broad-based squamosal.

Fig. 20.—Ventral view of palate, to show the spinous prolongation of the inner posterior angle of the palatines. Letters as before.

Lanius minor.

Lanius minor, Gmelin, *Syst. Nat.* i. p. 308 (1788); Dresser, *B. Eur.* iii. p. 393, pl. 149 (1872).

THE LESSER GREY SHRIKE.

Hab. Central Europe and Africa.

362. Skull of male. Prussia.

Purchased.

* The bony siphonium is present in *Lanius*.

Lanius excubitor.

Lanius excubitor, Linnæus, Syst. Nat. i. p. 135 (1766); Dresser, B. Eur. iii. p. 375, pl. 145 (1871).

THE GREAT GREY SHRIKE.

Hab. Europe.

363. Skeleton: mounted. O. C. 1600 A. *Yarrell Collection.*
364. Skull of male. From Germany. *Purchased.*
365. Skull of female. From Germany. *Purchased.*
366. Sternum and shoulder-girdle (wanting left coracoid and scapula). S. S. 833. *Purchased.*

Lanius collurio.

Lanius collurio, Linnæus, Syst. Nat. i. p. 136 (1766); Dresser, B. Eur. iii. p. 399, pl. 150 (1872); Eyton, Osteol. Av. pl. xi. f.

THE RED-BACKED SHRIKE.

Hab. Europe; North Africa to Asia Minor.

367. Skeleton. O. C. 1600 B. *Yarrell Collection.*
368. Sternum, with shoulder-girdle.
369. Sternum, with shoulder-girdle. *From the Zoological Society.*
370. Sternum and shoulder-girdle (wanting left coracoid and scapula). S. S. 834. *Purchased.*

Lanius magnirostris.

Lanius magnirostris, Lesson, Voy. Bélang. et Compl. Buff. ii. p. 415 (1834); David & Oust. Ois. Chine, p. 97 (1877).

THE LARGE-BILLED SHRIKE.

Hab. Eastern Siberia, China, and Malay Peninsula.

371. Skeleton. From Chefoo, China. O. C. 1600 C. *Presented by Consul Swinhoe, F.R.S.*

Genus **STREPERA.**Lesson, *Traité d'Orn.* p. 330 (1831).**Strepera graculina.***Corvus graculinus*, White, *Voy. New South Wales*, App. p. 251 (1790).*Strepera graculina* (White), Sharpe, *Cat. B. Brit. Mus.* iii. p. 57 (1877).

THE PIED CROW-SHRIKE.

Hab. Eastern Australia.372. Natural skeleton : mounted. O. C. 1542 (caudal vertebræ deficient). *Gould Collection.*373. Sternum of female, with shoulder-girdle. Clarence River, N. S. W. (*E. P. Ramsay*). S. S. 1073.
*Presented by P. L. Selater, Esq., F.R.S.***Strepera arguta.***Strepera arguta*, Gould, *P. Z. S.* 1846, p. 19; Sharpe, *Cat. B. Brit. Mus.* iii. p. 59 (1877).

THE HILL CROW-SHRIKE.

Hab. Tasmania.374. Skeleton, from Tasmania. O. C. 1542 A. *Gould Collection.*Genus **GYMNORHINA** *.Gray, *List Gen. B.* p. 37 (1840).**Gymnorhina organicum.***Gymnorhina organicum*, Gould, *Birds Austr.* ii. pi. 48 (1848); *id.* *Handb. B. Austr.* i. p. 178 (1865).

THE TASMANIAN CROW-SHRIKE.

Hab. Tasmania.375. Natural skeleton : mounted (toes defective). O. C. 1545.
*Gould Collection.** A skeleton of *Gymnorhina leuconota* is figured by Dr. Meyer in his 'Abbildungen von Vögel-Skeletten,' pl. xxix.

Genus **CRACTICUS.**

Vieillot, Analyse, p. 37 (1816).

Cracticus nigrigularis.

Vanga nigrogularis, Gould, P. Z. S. 1836, p. 143; Eyton, Osteol. Av. p. 128.

Cracticus nigrogularis, Gould, Handb. B. Austr. i. p. 180 (1865).

THE BLACK-THROATED CROW-SHRIKE.

Hab. Southern and Eastern Australia.

376. Skeleton of male. *Presented by Mr. J. Abrahams.*
377. Sternum of male, with shoulder-girdle. Clarence River, N. S. W. (*E. P. Ramsay*). S. S. 918.
Presented by P. L. Selater, Esq., F.R.S.

Cracticus cinereus.

Vanga cinerea, Gould, P. Z. S. 1836, p. 143.

Cracticus cinereus, Gould, Handb. B. Austr. i. p. 186 (1865).

THE CINEREOUS CROW-SHRIKE.

Hab. Tasmania.

378. Skull from Tasmania. *Gould Collection.*
379. Skull from Tasmania. *Gould Collection.*
380. Skull from Tasmania. *Gould Collection.*

Genus **STRUTHIDEA.**

Gould, P. Z. S. 1836, p. 143.

Struthidea cinerea.

Struthidea cinerea, Gould, *loc. cit.*; Sharpe, Cat. B. Brit. Mus. iii. p. 140 (1877).

THE GREY CROW-SHRIKE.

Hab. Australia; New South Wales to Victoria, and north to the Gulf of Carpentaria (*cf.* Ramsay, Tab. List Austr. B. p. 12).

381. Skeleton of male. *Presented by Mr. J. Abrahams.*
382. Skeleton (imperfect). O. C. 1555 A. *Gould Collection.*

Genus **COLLYRIOCINCLA.**

Vigors & Horsfield, Trans. Linn. Soc. xv. p. 214 (1825).

Collyriocincla rectirostris.

Colluricincla rectirostris, Jardine & Selby, Ill. Orn. iv. pl. xxi.
(c. 1837).

Colluricincla selbii, Gould, Handb. B. Austr. i. p. 224 (1865).

Collyriocincla rectirostris (J. & S.), Sharpe, Cat. B. Brit. Mus. iii.
p. 291 (1877).

SELBY'S SHRIKE-THRUSH.

Hab. Tasmania.

383. Skeleton. O. C. 1597 A. *Gould Collection.*

Genus **PINAROLESTES.**

Sharpe, Cat. B. Brit. Mus. iii. p. 293 (1877).

Pinarolestes rufiventris.

Colluricincla rufogaster *, Gould, P. Z. S. 1845, p. 80.

Pinarolestes rufogaster (Gould). Sharpe, Cat. B. Brit. Mus. iii.
p. 296 (1877).

THE RUSTY-BREASTED SHRIKE-THRUSH.

Hab. Northern Australia.

384. Sternum of female, with shoulder-girdle. From Clarence
River, N. S. W. (*E. P. Ramsay*). S. S. 940.
Presented by P. L. Seluter, Esq., F.R.S.

Genus **OREOICA.**

Gould, P. Z. S. 1837, p. 151.

Oreoica cristata.

Turdus cristatus, Lewin, Birds N. S. W. pl. 9 (1822).

Fuluncululus gutturalis, Vigors & Horsfield, Trans. Linn. Soc. xv.
p. 212 (1826).

Oreoica gutturalis, Gould, Handb. B. Austr. i. p. 231 (1865).

* *V. or hybrida.*

THE CRESTED THICKHEAD.

Hab. Southern Australia.

385. Skeleton. O. C. 1597 B. *Gould Collection.*

Genus **PACHYCEPHALA.**

Vigors & Horsfield, Trans. Linn. Soc. xv. p. 238 (1826).

Pachycephala olivacea.

Pachycephala olivacea, Vigors and Horsfield, Trans. Linn. Soc. xv.
p. 241 (1826); Gould, Handb. B. Austr. i. p. 218 (1865).

THE OLIVACEOUS THICKHEAD.

Hab. Tasmania and Flinders Island, Bass's Straits.

386. Skeleton, from Tasmania. O. C. 1578 A. *Gould Collection.*

Pachycephala gutturalis.

Turdus gutturalis, Latham, Ind. Orn. Suppl. p. xli (1801).
Pachycephala gutturalis (Lath.), Gould, Handb. B. Austr. i. p. 20
(1865); Eyton, Osteol. Av. p. 124.

THE WHITE-THROATED THICKHEAD.

Hab. Southern Australia.

387. Skeleton, from Tasmania. O. C. 1578 B. *Gould Collection.*

Genus **EOPSALTRIA.**

Swainson, Classific. Birds, ii. p. 259 (1837).

Eopsaltria australis.

Motacilla australis, White, Voy. New South Wales, App. p. 231,
pl. (1790).
Eopsaltria australis (White), Gould, Handb. B. Austr. i. p. 293
(1865).

THE YELLOW-BREASTED ROBIN-SHRIKE.

Eopsaltria australis.

Hab. Western and Southern Australia.

388. Sternum of female, with shoulder-girdle. George's River
(*E. P. Ramsay*). S. S. 944.

Presented by P. L. Selater, Esq., F.R.S.

Eopsaltria griseogularis.

Eopsaltria griseogularis, Gould, P. Z. S. 1837, p. 144; id. Handb.
B. Austr. i. p. 294 (1865).

THE GREY-BREASTED ROBIN-SHRIKE.

Hab. Western Australia.

389. Skeleton, from Western Australia. O. C. 1578 c.

Gould Collection.

Family AMPELIDÆ *.

Genus **AMPELIS.**

Linnaeus, Syst. Nat. i. p. 297 (1766).

Ampelis garrulus.

Ampelis garrulus, Linnæus, *l. c.*; Sharpe, Cat. B. Brit. Mus. x.
p. 212 (1885).

THE WAXWING OR WAXEN CHATTERER.

Hab. Europe, Northern Asia, North America.

390. Natural skeleton of male: mounted. From Siberia.

Presented by Mr. J. Abrahams.

391. Natural skeleton: mounted. O. C. 1578 d.

Yarrell Collection.

392. Sternum of male, with shoulder-girdle. S. S. 2183.

From the Zoological Society.

* For a complete account of the osteology of *Ampelis cedrorum*, cf. Shufeldt, "Studies of the Macrochires, Morphological and otherwise, with the view of indicating their relationships and defining their several positions in the System," Journ. Linn. Soc. (London), Zoology, vol. xx. 1888, pp. 299-394, pls. xvii.-xxiv.

Family TURDIDÆ.

Genus **SYLVIA**.

Scop. Ann. i. p. 154 (1769).

Sylvia hortensis.*Motacilla hortensis*, Bechst. Naturg. Deutschl. iv. p. 550 (1795).*Sylvia hortensis* (Bechst.), Seebohm, Cat. B. Brit. Mus. v. p. 11 (1881).

THE GARDEN-WARBLER.

Hab. Europe, wintering in Africa.393. Natural skeleton. O. C. 1581 B. *Yarrell Collection.***Sylvia atricapilla.***Motacilla atricapilla*, Linnæus, Syst. Nat. i. p. 332 (1766).*Sylvia atricapilla* (L.), Seebohm, Cat. B. Brit. Mus. v. p. 23 (1881).

THE BLACKCAP WARBLER.

Hab. Europe, wintering in North-eastern and Western Africa.

394. Natural skeleton : mounted. O. C. 1581 P.

*From the Zoological Society, 1885.*Genus **PHYLLOSCOPUS**.

Boie, Isis, 1826, p. 972.

Phylloscopus borealis.*Phyllopneuste borealis*, Blasius, Naum. 1858, p. 313.*Phylloscopus borealis* (Blasius), Seebohm, Cat. B. Brit. Mus. v. p. 40 (1881).

THE ARCTIC WILLOW-WARBLER.

Hab. Northern Europe and Northern Asia, wintering in the Burmese countries and the Indo-Malayan region.

395. Skeleton. From Chefoo. O. C. 1581 G.

Presented by Consul R. Swinhoe, F.R.S.

396. Skeleton. From Chefoo. O. C. 1581 H.

Presented by Consul R. Swinhoe, F.R.S.

Phylloscopus trochilus.

Motacilla trochilus, Linnæus, Syst. Nat. i. p. 338 (1766).

Phylloscopus trochilus (L.), Seebohm, Cat. B. Brit. Mus. v. p. 56 (1881).

THE WILLOW-WARBLER.

Hab. Europe and Western Siberia, wintering in South Africa.

397. Skeleton. O. C. 1581 E. *Purchased.*

398. Sternum, with shoulder-girdle. S. S. 1256. *Purchased.*

Genus ACANTHIZA.

Vigors & Horsfield, Trans. Linn. Soc. xv. p. 224 (1826).

Acanthiza nana.

Acanthiza nana, Vig. & Horsf. Trans. Linn. Soc. xv. p. 226 (1826); Sharpe, Cat. B. Brit. Mus. vii. p. 292 (1883).

THE LITTLE WARBLER.

Hab. Southern Australia.

399. Sternum, with shoulder-girdle.

Presented by Dr. E. P. Ramsay.

Genus ACROCEPHALUS.

Naumann, Nat. Land- u. Wasservög. nördl. Deutschl. Nachtr. iv. p. 199 (1811).

Acrocephalus australis.

Acrocephalus australis, Gould, Birds of Austr. iii. pl. 37 (1847); Seebohm, Cat. B. Brit. Mus. v. p. 100 (1881).

Calamoherpe australis (Gould), Ramsay, Tab. List Austr. B. p. 10 (1888).

THE AUSTRALIAN REED-WARBLER.

Hab. Australia, from Southern Queensland to New South Wales and South Australia.

400. Sternum of male with shoulder-girdle, wanting left clavicle. S. S. 1372. Richmond River, N.S.W. (*E. P. Ramsay*). *Presented by P. L. Selater, Esq., F.R.S.*

Genus **OREOCICHLA.**

Gould, P. Z. S. 1837, p. 145.

Oreocichla lunulata.*Turdus lunulatus*, Latham, Ind. Orn. Suppl. p. xlii. (1801).*Oreocinclu lunulata* (Lath.), Gould, B. Austr. iv. pl. vii. (1848).*Geocichla lunulata* (Lath.), Seebohm, Cat. B. Brit. Mus. v. p. 155 (1881).

THE SOUTH-AUSTRALIAN GROUND-THRUSH.

Hab. From the Wide Bay district to New South Wales and South Australia.

401. Sternum, with shoulder-girdle. S. S. 928.

*Presented by P. L. Selater, Esq., F.R.S.*Genus **GEOCICHLA.**

Gould, Proc. Zool. Soc. 1836, p. 7.

Geocichla cyanonotus.*Turdus cyanotus*, Jardine & Selby, Ill. Orn. i. pl. 46 (1828).*Geocichla cyanonotus* (J. & S.), Seebohm, Cat. B. Brit. Mus. v. p. 172 (1881).

THE WHITE-THROATED GROUND-THRUSH.

Hab. Central and Southern India.

402. Sternum, with shoulder-girdle. S. S. 1895.

*Presented by Dr. Anderson, F.R.S.***Geocichla citrina.***Turdus citrinus*, Latham, Ind. Orn. i. p. 350 (1790).*Petrocincla cyanota* (*nec* Jard.), Hodgs. in Gray's Zool. Misc. p. 83 (1844).*Geocichla citrina* (Lath.), Seebohm, Cat. B. Brit. Mus. v. p. 172 (1881).

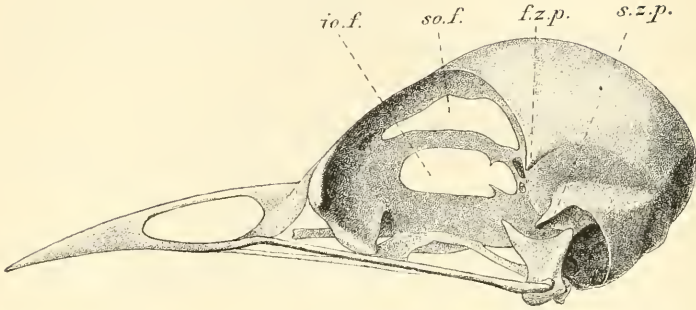
THE ORANGE-HEADED GROUND-THRUSH.

Hab. Himalayas, wintering in the Burmese countries, the Indian Peninsula, and Ceylon.403. Sternum, with shoulder-girdle. From Nepal (*s. n. Petrocincla cyanota*). *Presented by B. H. Hodyson, Esq.*

Genus **TURDUS.**

Linnæus, Syst. Nat. i. p. 291 (1766).

Fig. 21.

Lateral view of cranium of *Turdus pilaris*, enlarged. Letters as before.**Turdus iliacus.**

Turdus iliacus, Linnæus, Syst. Nat. i. p. 292 : Seebohm, Cat. B. Brit. Mus. v. p. 189 (1881).

THE REDWING.

Hab. Europe and Northern Asia, wintering in Southern Europe.

404. Skeleton of male. *Presented by Mr. T. Devonshire.*
 405. Skull of male. From South Germany. *Purchased.*
 406. Skull of female. From Bonn. *Purchased.*
 407. Skull. O. C. 1594. *Presented by Dr. Leach.*

Turdus musicus.

Turdus musicus, Linnæus, Syst. Nat. i. p. 292 (1766) : Seebohm, Cat. B. Brit. Mus. v. p. 191 (1881).

THE SONG-THRUSH.

Hab. Europe and Western Siberia.

408. Skeleton of male. *Presented by Mr. T. Devonshire.*
 409. Skeleton. O. C. 1593 A. *Purchased.*

410. Skeleton of young. O. C. 1592 A.
 411. Cranium. O. C. 1593. *Presented by Dr. Leach.*
 412. Sternum, with shoulder-girdle. S. S. 1250.
Presented by Prof. Parker, F.R.S.

Turdus viscivorus.

Turdus viscivorus, Linnæus, Syst. Nat. i. p. 291 (1766); Seebohm,
 Cat. B. Brit. Mus. v. p. 194 (1881).

THE MISSEL-THRUSH.

Hab. Europe and Siberia, as far south as Southern Persia
 and the Himalayas.

413. Skeleton. O. C. 1593 D. Riding Mill, Northumberland.
Presented by the Rev. H. H. Slater.
 414. Skull of female. South Germany. *Purchased.*

Turdus pilaris.

Turdus pilaris, Linnæus, Syst. Nat. i. p. 291 (1766); Seebohm,
 Cat. B. Brit. Mus. v. p. 205 (1881).

THE FIELDFARE.

Hab. Europe and Western Siberia, wintering in Southern
 Europe.

415. Skull. *Presented by Mr. H. Sawyer.*
 416. Skull. O. C. 1592. *Presented by Dr. Leach.*
 417. Skull of male. Silesia. *Purchased.*

Turdus migratorius.

Turdus migratorius, Linnæus, Syst. Nat. i. p. 292 (1766); See-
 bohm, Cat. B. Brit. Mus. v. p. 220 (1881).

THE RED-BREASTED THRUSH OR AMERICAN ROBIN.

Hab. North America, wintering in Central America.

418. Sternum and shoulder-girdle (wanting right and left scapulae).
 S. S. 1292. *Presented by the Smithsonian Institution.*

Turdus jamaicensis.

Turdus jamaicensis, Gmelin, Syst. Nat. i. p. 809 (1788); Seebohm, Cat. B. Brit. Mus. v. p. 208 (1881).

THE JAMAICA THRUSH.

Hab. Jamaica.

419. Sternum, with shoulder-girdle.

Presented by the Smithsonian Institution.

Genus **MERULA.**

Leach, Syst. Cat. Brit. Mus. p. 20 (1816).

Merula merula.

Turdus merula, Linnæus, Syst. Nat. i. p. 295 (1766).

Merula merula (L.), Seebohm, Cat. B. Brit. Mus. v. p. 235 (1881).

THE BLACKBIRD.

Hab. Europe and Central Asia.

420. Skeleton of male and female.

Presented by F. S. Eve, Esq.

421. Skeleton of female.

Presented by F. S. Eve, Esq.

422. Skeleton of male.

Presented by Mr. W. Sibley.

423. Skeleton. O. C. 1593 c.

Purchased.

424. Skull of adult male. From South Germany.

Purchased.

425. Skull of young. From South Germany.

Purchased.

Genus **ERYTHACUS.**

Cuvier, Leçons Anat. Comp. tab. ii. (1801).

Erythacus lusciniæ.

Motacilla lusciniæ, Linnæus, Syst. Nat. i. p. 328 (1766).

Philomela lusciniæ, Selby, Brit. Orn. i. p. 206 (1833).

Erythacus lusciniæ (L.), Seebohm, Cat. B. Brit. Mus. v. p. 294 (1881).

THE NIGHTINGALE.

Hab. Western and Central Europe, wintering in Africa.

426. Natural skeleton : mounted. O. C. 1580 A.
Yarrell Collection.
427. Skull. Germany. O. C. 1580 c. *Purchased.*

Erythacus rubecula.

Motacilla rubecula, Linnæus, Syst. Nat. i. p. 337 (1766).
Erythacus rubecula (L.): Seebohm, Cat. B. Brit. Mus. v. p. 299
(1881).

THE REDBREAST.

Hab. Europe.

428. Skeleton of male. from Riding Mill, Northumberland.
O. C. 1581 m. *Presented by the Rev. H. H. Slater.*
429. Skeleton from Dorking. O. C. 1581 o.
Presented by Miss L. Dixon.
430. Skeleton. O. C. 1581 d. *Purchased.*
431. Sternum, with shoulder-girdle. S. S. 1255. *Purchased.*

Erythacus calliope.

Motacilla calliope, Pallas, Reis. Russ. Reichs, iii. p. 697 (1776).
Calliope kamtschatkensis (Gm.), Strickl. Ann. & Mag. Nat. Hist.
vi. p. 422 (1841).
Erythacus calliope (Pall.), Seebohm, Cat. B. Brit. Mus. v. p. 305
(1881).

THE SIBERIAN RUBY-THROATED ROBIN.

Hab. Siberia and Northern China, wintering in India, the
Burmese countries, Southern China, and the Philippines.

432. Skeleton, from Chefoo. O. C. 1581 i.
Presented by Consul R. Swinhoe, F.R.S.
433. Skeleton, from Chefoo. O. C. 1581 k.
Presented by Consul R. Swinhoe, F.R.S.

Genus **RUTICILLA.**

C. L. Brehm, Isis, 1828, p. 1280.

Ruticilla phœnicurus.*Motacilla phœnicurus*, Linnæus, Syst. Nat. i. p. 335 (1766).*Ruticilla phœnicurus* (L.), Seebohm, Cat. B. Brit. Mus. v. p. 336 (1881).

THE COMMON REDSTART.

Hab. Europe and Western Siberia, wintering in Persia and Eastern and Western Africa.434. Skeleton of male, from Riding Mill, Northumberland.
O. C. 1581 L. *Presented by the Rev. H. H. Slater.*435. Sternum and shoulder-girdle, wanting left scapula. S. S.
1400. *Purchased.*Genus **COPSYCHUS.**Wagler, Syst. Av. note to art. *Gracula* (1827).**Copsychus saularis.***Gracula saularis*, Linnæus, Syst. Nat. i. p. 165 (1766).*Copsychus saularis* (L.), Sharpe, Cat. B. Brit. Mus. vii. p. 61 (1883).

THE DHÁYAL BIRD.

Hab. India.436. Sternum, with shoulder-girdle. S. S. 1888.
*Presented by P. L. Slater, Esq., F.R.S.*Genus **SAXICOLA.**

Bechstein, Orn. Taschenb. i. p. 216 (1802).

Saxicola œnanthe.*Motacilla œnanthe*, Linnæus, Syst. Nat. i. p. 332 (1766).*Saxicola œnanthe* (L.), Seebohm, Cat. B. Brit. Mus. v. p. 391 (1881).

THE COMMON WHEATEAR.

Hab. Europe and Northern Asia, migrating into Northern Africa, Persia, N.W. India, and Mongolia in winter.

437. Natural skeleton of male: mounted. O. C. 1594 B.
From the Zoological Society.

Genus **SIALIA.**

Swainson, Zool. Journ. iii. p. 173 (1827).

Sialia arctica.

Erythaca arctica, Swainson & Richardson, Faun. Bor.-Amer.,
 Birds, p. 209, pl. 39 (1831).

Sialia arctica (S. & R.), Seebohm, Cat. B. Brit. Mus. v. p. 333
 (1881).

THE ROCKY-MOUNTAIN BLUE-BIRD.

Hab. Rocky Mountains, wintering in California.

438. Sternum and shoulder-girdle of female (wanting both scapulæ and right coracoid). S. S. 1295.
Presented by the Smithsonian Institution.

Genus **MYIADECTES.**

Swainson, in Jard. Nat. Libr., Flycatchers, p. 132 (1838).

Myiadectes genibarbis.

Myiadestes genibarbis, Swainson, Nat. Libr. x. p. 134, pl. xiii.
 (c. 1838); Sharpe, Cat. B. Brit. Mus. vi. p. 370 (1881).

SWAINSON'S SOLITAIRE.

Hab. Islands of Dominica, Martinique, and S. Lucia.

439. Sternum and shoulder-girdle (wanting right coracoid and scapula). S. S. 1241.
From Mr. P. H. Gosse's Collection.

Myiadectes solitarius.

Myiadestes solitarius, Baird, Review Amer. B. p. 421 (1864);
 Sharpe, Cat. B. Brit. Mus. vi. p. 369 (1881).

THE JAMAICAN SOLITAIRE.

Hab. Jamaica.

440. Sternum and shoulder-girdle of male (wanting left coracoid and scapula). S. S. 1432.
Presented by the Smithsonian Institution.

Family MIMIDÆ*.

Genus **MIMUS**.

Boie, Isis, 1826, p. 972.

Mimus orpheus.*Turdus orpheus*, Linnæus, Syst. Nat. i. p. 293 (1766).*Mimus orpheus* (Linn.), Sharpe, Cat. B. Brit. Mus. vi. p. 340 (1881).

THE JAMAICAN MOCKING-THRUSH.

Hab. Jamaica, Porto Rico, and San Domingo.

441. Sternum, with shoulder-girdle. S. S. 1457.

*Presented by the Smithsonian Institution.***Mimus hillii.***Mimus hillii*, March, Proc. Philad. Acad. 1863, p. 291; Sharpe, Cat. B. Brit. Mus. vi. p. 343 (1881)

HILL'S MOCKING-THRUSH.

Hab. Jamaica.

442. Sternum and shoulder-girdle, wanting left coracoid and scapula. S. S. 1458.

*Presented by the Smithsonian Institution.*Genus **GALEOSOPTES**.

Cabanis, Mus. Hein. Th. i. p. 82 (1850).

Galeoscoptes carolinensis.*Muscicapa carolinensis*, Linnæus, Syst. Nat. i. p. 328 (1766).*Galeoscoptes carolinensis* (L.), Sharpe, Cat. B. Brit. Mus. vi. p. 335 (1881).

THE AMERICAN CAT-BIRD.

Hab. North America.

443. Sternum, with shoulder-girdle. S. S. 2591.

* For osteological accounts of the North-American Thrushes, Miminae, genus *Galeoscoptes*, &c., cf. Shufeldt, Journ. Morph. vol. iii. no. 1, June 1889, pp. 81-112; also cf. Frederic A. Lucas, "Notes on the Osteology of the Thrushes, Miminae, and Wrens," Proc. U.S. Nat. Mus. vol. xi. 1888, pp. 173-180.

Family TROGLODYTIDÆ.

Genus **ANORTHURA.**

Rennie's 2nd ed. Mont. Orn. Diet. p. 570 (1833).

Anorthura troglodytes.

Motacilla troglodytes, Linnæus, Syst. Nat. i. p. 337 (1766).

Anorthura troglodytes (L.), Sharpe, Cat. B. Brit. Mus. vi. p. 269 (1881).

THE COMMON WREN.

Hab. Europe.

444. Skeleton. O. C. 1535 c.

Purchased.

Family CINCLIDÆ*.

Genus **CINCLUS.**

Bechstein, Orn. Taschenb. p. 205 (1802).

Cinclus aquaticus.

Cinclus aquaticus, Bechstein, Orn. Taschenb. i. p. 206 (1802);

Crisp, P. Z. S. 1865, p. 49; Sharpe, Cat. B. Brit. Mus. vi. p. 307 (1881).

THE COMMON DIPPER.

Hab. Western Europe.

445. Natural skeleton : mounted. O. C. 1591 A.

Yarrell Collection.

446. Sternum and shoulder-girdle (wanting right coracoid and scapula). S. S. 860.

Purchased.

* For the osteology of the American Dipper (*Cinclus mexicanus*), cf. Shufeldt, Bull. Nutt. Orn. Club, vii. p. 213 (1882).

Family ACCENTORIDÆ.

Genus **ACCENTOR.**

Bechstein, Orn. Taschenb. i. p. 191 (1802).

Accentor modularis*.

Motacilla modularis, Linnæus, Syst. Nat. i. p. 329 (1766).

Accentor modularis (Linn.), Sharpe, Cat. B. Brit. Mus. vii. p. 649 (1883).

THE HEDGE-SPARROW.

Hab. Europe, North Africa to Asia Minor.

447. Skeleton of male. From Riding Mill, Northumberland.
O. C. 1581 N. *Presented by the Rev. H. H. Sluter.*
448. Skeleton. O. C. 1581 c. *Purchased.*
449. Skull. O. C. 1581. *Presented by Dr. Leach, F.L.S.*

Genus **EPHTHIANURA.**

Gould, Proc. Zool. Soc. 1837, p. 148.

Ephthianura albifrons.

Acanthiza allifrons, Jard. & Selby, Ill. Orn. ii. p. 56, figs. 1, 2 (c. 1836).

Ephthianura albifrons, Sharpe, Cat. B. Brit. Mus. vii. p. 666 (1883).

THE WHITE-FRONTED WARBLER.

Hab. Australia.

450. Skeleton. From Chalky Island, Bass' Straits. O. C. 1584 D. *Gould Collection.*
451. Sternum of male, with shoulder-girdle. From Dobroyde, N. S. Wales. S. S. 1697. *Presented by Dr. E. P. Ramsay.*

* For a complete account of the osteology of *Accentor modularis* and a figure of its skull, cf. Shufeldt, "On the Position of *Chamæa* in the System," Journal of Morphology, vol. iii. no. 3, 1889, pp. 475-502.

Family TIMELIIDÆ.

Subfamily LIOTRICHINÆ.

Genus **LIOTHRIX.**

Strickland, Ann. & Mag. N. H. vii. p. 29 (1841).

Liothrix lutea.

Sylvia lutea, Scopoli, Del Fann. et Flor. Insubr. ii. p. 96 (1786).

Liothrix lutea, Sharpe, Cat. B. Brit. Mus. vii. p. 644 (1883).

THE RED-BILLED HILL-TIT.

Hab. Himalaya Mountains.

452. Skeleton of male. *Presented by Mr. J. Abrahams.*

453. Skull of female. *Presented by Mr. J. Abrahams.*

Subfamily CISTICOLINÆ.

Genus **MEGALURUS.**

Horsfield, Trans. Linn. Soc. xiii. p. 159 (1820).

Megalurus gramineus.

Sphenæcus gramineus, Gould, Proc. Zool. Soc. 1845, p. 19.

Megalurus gramineus (Gould), Sharpe, Cat. B. Brit. Mus. vii. p. 125 (1883).

THE LITTLE GRASS-BIRD.

Hab. Western and Southern Australia.

454. Sternum, with shoulder-girdle. River Hunter, N. S. W.
Presented by Dr. E. P. Ramsay.

455. Sternum, with shoulder-girdle. S. S. 1081.
Presented by P. L. Selater, Esq., F.R.S.

Genus **SPHENURA.**

Lichtenstein, Verz. Doubl. p. 40 (1823).

Sphenura brachyptera.

Sphenura brachyptera, Lichtenstein, *loc. cit.*; Sharpe, Cat. B. Brit. Mus. vii. p. 114 (1883).

THE BRISTLE-BIRD.

Hab. New South Wales.

456. Skeleton. O. C. 1531.

Gould Collection.

Genus **STIPITURUS.**

Lesson, *Traité d'Orn.* p. 414 (1831).

Stipiturus malachurus.

Muscicapa malachura, Shaw, *Trans. Linn. Soc.* iv. p. 241, pl. 21 (1798).

Stipiturus malachurus (Shaw), Sharpe, Cat. B. Brit. Mus. vii. p. 100 (1883).

THE EMU WREN.

Hab. Australia and Tasmania.

457. Sternum, with shoulder-girdle. S. S. 1088.

Presented by P. L. Selater, Esq., F.R.S.

Genus **SUTORIA.**

Nicholson, *Proc. Zool. Soc.* 1851, p. 195.

Sutoria sutoria.

Motacilla sutoria, Forster, *Ind. Zool.* p. 17 (1781).

Orthotomus longicauda (Gm.), Blyth, Cat. B. Mus. As. Soc. p. 144 (1849).

Sutoria sutoria (Forst.), Sharpe, Cat. B. Brit. Mus. vii. p. 215 (1883).

Orthotomus sutorius (Forst.), Oates, *Faun. Brit. Ind., Birds*, i. p. 36 (1890).

THE INDIAN TAILOR-BIRD.

Hab. Indian Peninsula and Ceylon, ranging into the Burmese countries and Southern China.

458. Sternum of male, with shoulder-girdle. S. S. 1906.

Presented by Dr. J. Anderson, F.R.S.

Subfamily TIMELIINÆ.

Genus **ORIGMA.**

Gould, Proc. Zool. Soc. 1837, p. 148.

Origma rubricata.

Sylvia rubricata, Lath. Ind. Orn., Suppl. p. Iv (1801).

Origma rubricata (Lath.), Sharpe, Cat. B. Brit. Mus. vii. p. 135 (1883).

THE ROCK-WARBLER.

Hab. New South Wales.

459. Sternum of male, with shoulder-girdle. S. S. 1369.

Presented by Dr. E. P. Ramsay.

Genus **ORTHONYX.**

Temminck, Man. d'Orn. 2nd ed. i. pt. 1, p. lxxxii (1820).

Orthonyx spinicauda.

Orthonyx spinicauda, Temminck, Pl. Col. iv. pls. 428, 429 (1827);

Sharpe, Cat. B. Brit. Mus. vii. p. 329 (1883).

THE SPINE-TAILED GROUND-THRUSH.

Hab. S.E. Australia.

460. Skeleton. O. C. 1532.

Gould Collection.

461. Sternum of male, with shoulder-girdle. From Clarence River, N. S. W. (*E. P. Ramsay*). S. S. 1079.

Presented by P. L. Selater, Esq., F.R.S.

Genus **GRALLINA.**

Vieillot, Analyse, p. 42 (1816).

Grallina picata.*Gracula picata*, Latham, Ind. Orn., Suppl. p. xxix (1801).*Grallina picata* (Lath.), Sharpe, Cat. B. Brit. Mus. iii. p. 272 (1877).

THE PIED WAGTAIL THRUSH.

Hab. Australia.

462. Sternum of male, with shoulder-girdle. Clarence River, N. S. W. (*E. P. Ramsay*). S. S. 931.

*Presented by P. L. Selater, Esq., F.R.S.*Genus **CINCLOSOMA.**

Vigors & Horsfield, Trans. Linn. Soc. xv. p. 219 (1826).

Cinclosoma punctatum.*Turdus punctatus*, Latham, Ind. Orn. Suppl. p. xlix (1801).*Cinclosoma punctatum* (Lath.), Sharpe, Cat. B. vii. p. 332 (1883).

THE SPOTTED GROUND-THRUSH.

Hab. Tasmania and Southern and Eastern Australia.

463. Natural skeleton : mounted. O. C. 1591 (left wing missing). *Gould Collection.*

464. Sternum of male, with shoulder-girdle. S. S. 924.

*Presented by P. L. Selater, Esq., F.R.S.*Genus **PSOPHODES.**

Vigors & Horsfield, Trans. Linn. Soc. xv. p. 328 (1826).

Psophodes crepitans.*Muscicapa crepitans*, Latham, Ind. Orn. Suppl. ii. p. li (1801).*Prophodes crepitans* (Lath.), Sharpe, Cat. B. Brit. Mus. vii. p. 350 (1883).

THE COACH-WHIP BIRD.

Hab. Eastern and Southern Australia.

465. Sternum, with shoulder-girdle. S. S. 936.

Presented by P. L. Selater, Esq., F.R.S.

Genus **POMATORHINUS.**

Horsfield, Trans. Linn. Soc. xiii. p. 164 (1821).

Pomatorhinus superciliosus.

Pomatorhinus superciliosus, Vigors & Horsfield, Trans. Linn. Soc. xv. p. 330 (1826); Sharpe, Cat. B. Brit. Mus. vii. p. 419 (1883).

THE WHITE-EYEBROWED SCIMITAR-BABBLER.

Hab. Southern and Western Australia.

466. Skeleton. From Western Australia. O. C. 1594 A.
Gould Collection.

Pomatorhinus temporalis.

Pomatorhinus temporalis, Vigors & Horsfield, Trans. Linn. Soc. xv. p. 330 (1826); Sharpe, Cat. B. Brit. Mus. vii. p. 418 (1883).

THE PALE-FRONTED SCIMITAR-BABBLER.

Hab. New South Wales.

467. Sternum, with shoulder-girdle. S. S. 1366.
Presented by P. L. Selater, Esq., F.R.S.

Genus **GARRULAX.**

Lesson, Traité d'Orn. p. 647 (1831).

Garrulax leucolophus.

Corvus leucolophus, Hardwicke, Trans. Linn. Soc. xi. p. 208, pl. 15 (1815).
Garrulax leucolophus (Hardw.), Sharpe, Cat. B. Brit. Mus. vii. p. 435 (1883); Oates, Faun. Brit. Ind., Birds, i. p. 77 (1889).

THE HIMALAYAN WHITE - CRESTED LAUGHING - THRUSH.

Hab. Himalaya Mountains.

468. Sternum, with shoulder-girdle. From Nepal.
Presented by B. H. Hodgson, Esq.
469. Pelvis of above specimen.
Presented by B. H. Hodgson, Esq.

Garrulax pectoralis.

Ianthocincla pectoralis, Gould, P. Z. S. 1835, p. 186.

Garrulax pectoralis, Sharpe, Cat. B. Brit. Mus. vii. p. 441 (1883).

THE BLACK-GORGETED LAUGHING-THRUSH.

Hab. Eastern Himalayas to Tenasserim.

470. Sternum, with shoulder-girdle (wanting left coracoid and scapula). From Nepal.

Presented by B. H. Hodgson, Esq.

471. Pelvis of above specimen.

Presented by B. H. Hodgson, Esq.

Genus **CRATEROPUS.**

Swainson, Faun. Bor.-Amer., Birds, p. 487 (1831).

Crateropus canorus.

Turdus canorus, Linnæus, Syst. Nat. i. p. 293 (1766).

Pastor terricolor, Hodgs. J. A. S. Beng. v. p. 771 (1836).

Malacocereus terricolor (Hodgs.), Jerd. B. Ind. ii. p. 59 (1863).

Crateropus canorus (L.), Sharpe, Cat. B. Brit. Mus. vii. p. 478 (1883); Oates, Faun. Brit. Ind., Birds, i. p. 110 (1889).

THE JUNGLE BABBLER.

Hab. The whole of the Indian Peninsula.

472. Sternum, with shoulder-girdles, of male. S. S. 1899.

Presented by Dr. Anderson, F.R.S.

Genus **CINCLORHAMPHUS.**

Gould, Proc. Zool. Soc. 1837, p. 150.

Cinclorhamphus cruralis.

Megalurus cruralis, Vigors & Horsfield, Trans. Linn. Soc. xv. p. 228 (1826).

Cinclorhamphus cruralis (V. & H.), Sharpe, Cat. B. Brit. Mus. vii. p. 498 (1883).

THE BROWN GROUND-THRUSH.

Hab. Southern and Eastern Australia.

473. Sternum of male, with shoulder-girdle. From the Richmond River, N. S. W. (*E. P. Ramsay*). S. S. 1361.
Presented by P. L. Selater, Esq., F.R.S.

Family PYCNONOTIDÆ.

Genus **CHLOROPSIS.**

Jardine & Selby, Ill. Orn. i. pl. 5 (1826).

Chloropsis aurifrons.

Phyllornis aurifrons, Temm. Pl. Col. pl. 484. fig. 1 (1829).

Chloropsis aurifrons (T.); Sharpe, Cat. B. Brit. Mus. vi. p. 20 (1881); Oates, Faun. Brit. Ind., Birds, i. p. 234 (1889).

THE GOLD-FRONTED GREEN BULBUL.

Hab. Himalaya Mountains and Burmese countries.

474. Sternum. From Nepal. *Presented by B. H. Hodgson, Esq.*

Chloropsis hardwickii.

Chloropsis hardwickii, Jard. & Selby, Ill. Orn. ii., App. pl. 1 (c. 1836); Sharpe, Cat. B. Brit. Mus. vi. p. 18 (1881); Oates, Faun. Brit. Ind., Birds, i. p. 236 (1889).

THE ORANGE-BELLIED GREEN BULBUL.

Hab. Himalaya Mountains to Tenasserim.

475. Sternum and shoulder-girdle. From Nepal.
Presented by B. H. Hodgson, Esq.

Genus **PYCNONOTUS.**

Boie, Isis, 1826, p. 973.

Pycnonotus aurigaster.

Turdus aurigaster, Vieillot, N. Dict. d'Hist. Nat. xx. p. 258 (1818).

Pycnonotus aurigaster (V.), Sharpe, Cat. B. Brit. Mus. vi. p. 137 (1881).

THE JAVAN YELLOW-VENTED BULBUL.

Hab. Java.

476. Skeleton. *From the Zoological Society.*

Pycnonotus barbatus.

Turdus barbatus, Desf. Mém. Acad. Roy. Sci. 1787, p. 500, pl. xiii.

Pycnonotus barbatus (Desf.), Sharpe, Cat. B. Brit. Mus. vi. p. 146 (1881).

THE WHITE-VENTED BULBUL.

Hab. North-eastern and Western Africa.

477. Natural skeleton of male : mounted.

Presented by Mr. J. Abrahams.

Genus **MOLPASTES.**

Hume, Stray Feathers, i. p. 378, note (1873).

Molpastes bengalensis.

Ixos cafer vel pygæus, Hodgs. in Gray's Zool. Misc. p. 84 (1844).

Pycnonotus bengalensis, Blyth, J. A. S. Beng. xiv. p. 566 (1845).

Pycnonotus pygæus (Hodgs.), Sharpe, Cat. B. Brit. Mus. vi. p. 128 (1881).

Molpastes bengalensis (Blyth), Oates, Faun. Brit. Ind., Birds, i. p. 271 (1889).

THE BENGAL RED-VENTED BULBUL.

Hab. Himalaya Mountains from Kumaun to Assam and the hills of N.E. Bengal.

478. Sternum of male (wanting left coracoid and left scapula).

S. S. 1913. *Presented by Dr. J. Anderson, F.R.S.*

Genus **ÆGITHINA.**

Vieillot, Analyse, p. 44 (1816).

Ægithina typhia.

Motucilla typhia, Linnæus, Syst. Nat. i. p. 331 (1766).

Iora typhia (L.), Blyth, Cat. B. As. Mus. p. 214 (1849).

Ægithina typhia (L.), Sharpe, Cat. B. Brit. Mus. vi. p. 7 (1881) :
Oates, Faun. Brit. Ind., Birds, i. p. 230 (1889).

THE COMMON GREEN BULBUL.

Hab. Indian Peninsula.

479. Sternum and shoulder-girdle of female (wanting left scapula). S. S. 1898. *Presented by Dr. J. Anderson, F.R.S.*

Fig. 22.

Family CAMPOPHAGIDÆ.

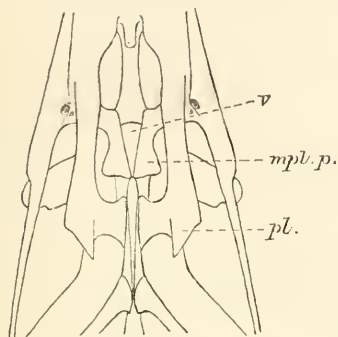
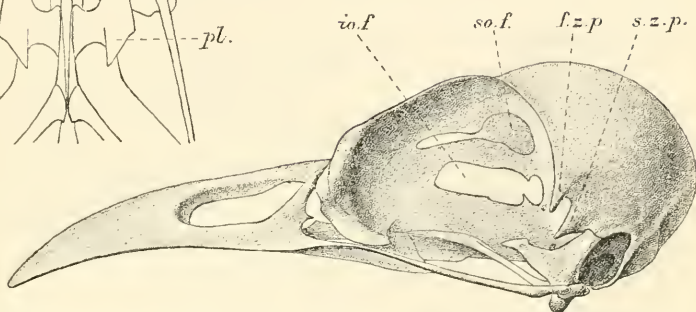


Fig. 23.

Lateral view of skull of *Graucalus mentalis* (enlarged). Letters as before.Genus **GRAUCALUS.**

Cuvier, Règne Anim. i. p. 341 (1817).

Graucalus melanops.*Corvus melanops*, Latham, Ind. Orn. Suppl. ii. p. xxiv (1801).*Graucalus melanops* (Lath.), Sharpe, Cat. B. Brit. Mus. iv. p. 30 (1879).

THE BLACK-FACED CUCKOO-SHRIKE.

Hab. The whole of Australia, New Guinea, and the neighbouring Papuan Islands.

480. Skeleton. From Western Australia. O. C. 1578 F.

Gould Collection.

481. Sternum of male, with shoulder-girdle.

*Presented by Dr. E. P. Ramsay.***Graucalus parvirostris.***Graucalus parvirostris*, Gould, Proc. Zool. Soc. 1837, p. 134 ;
Sharpe, Cat. B. Brit. Mus. iv. p. 32 (1879).

THE SMALL-BILLED CUCKOO-SHRIKE.

Hab. Tasmania.482. Skeleton from Tasmania. O. C. 1578 E. *Gould Collection.*

Graucalus macii.

Graucalus macii, Lesson, *Traité d'Orn.* p. 349 (1831); Sharpe, *Cat. B. Brit. Mus.* iv. p. 34 (1879).

THE LARGER CUCKOO-SHRIKE.

Hab. India.

483. Sternum, with shoulder-girdle. Nepal.
Presented by B. H. Hodgson, Esq.
484. Sternum, with shoulder-girdle. Nepal.
Presented by B. H. Hodgson, Esq.

Graucalus sclateri.

Graucalus sclateri, Salvadori, *Ann. Mus. Civic. Genov.* xii. p. 325 (1878) (*ex* Finsch, MSS. in Mus. Brem.); Sharpe, *Cat. B. Brit. Mus.* iv. p. 40 (1879).

THE NEW-IRELAND CUCKOO-SHRIKE.

Hab. New Ireland.

485. Sternum, with shoulder-girdle. S. S. 2561.
Presented by P. L. Selater, Esq., F.R.S.

Graucalus mentalis.

Graucalus mentalis, Vigors & Horsfield, *Trans. Linn. Soc.* xv. p. 217 (1826); Sharpe, *Cat. B. Brit. Mus.* iv. p. 37 (1879).

THE VARIED CUCKOO-SHRIKE.

Hab. Australia.

486. Sternum of male, with shoulder-girdle. Clarence River, N. S. W. (*E. P. Ramsay*). S. S. 1083.
Presented by P. L. Selater, Esq., F.R.S.
- 486 a. Skeleton of male. From Lismore, N. S. Wales.
Purchased of Mr. A. P. Goodwin.

Genus **CAMPOPHAGA.**

Vieillot, *Analyse*, p. 39 (1816).

Campophaga melanoschista.

Volvocivora melanoschistus, Hodgson, *Ind. Rev.* i. p. 328 (1837).
Cebblepyris lugubris, Sundevall, *Ann. & Mag. Nat. Hist.* xviii. p. 109 (1846).

Campophaga lugubris, Sharpe, Cat. B. Brit. Mus. iv. p. 65 (1879).
Campophaga melanoschista, Oates, Faun. Brit. Ind., Birds, i. p. 491
 (1889).

THE DARK-GREY CUCKOO-SHRIKE.

Hab. Indian Peninsula.

487. Sternum, with shoulder-girdle. Nepal.

Presented by B. H. Hodgson, Esq.

Lalage sykesii.

Lalage sykesii, Strickland, Ann. & Mag. Nat. Hist. xiii. p. 36
 (1844); Sharpe, Cat. B. Brit. Mus. iv. p. 89 (1879).
Campophaga sykesii, Oates, Faun. Brit. Ind., Birds, i. p. 493
 (1889).

THE BLACK-HEADED CUCKOO-SHRIKE.

Hab. Indian Peninsula and Ceylon.

488. Sternum with shoulder-girdle of male (wanting left scapula and coracoid). S. S. 1918.

Presented by Dr. J. Anderson, F.R.S.

Family MUSCICAPIDÆ.

Genus **MUSCICAPA.**

Linnaeus, Syst. Nat. i. p. 324 (1766).

Muscicapa grisola.

Muscicapa grisola, Linnaeus, *loc. cit.* p. 328 (1766); Sharpe, Cat. B. Brit. Mus. iv. p. 151 (1879).

THE SPOTTED FLYCATCHER.

Hab. Europe.

489. Natural skeleton: mounted. O. C. 1596 A. (Bones of left wing wanting.) *Yarrell Collection.*

490. Sternum with shoulder-girdle (wanting left scapula). S. S. 1406. *Purchased.*

Genus **ALSEONAX.**

Cabanis, Mus. Hein. Th. i. p. 52 (1850).

Alseonax latirostris.

Muscicapa latirostris, Raffles, Trans. Linn. Soc. xiii. p. 312 (1820).
Alseonax latirostris (Raffl.), Sharpe, Cat. B. Brit. Mus. iv. p. 127
 (1879); Oates, Faun. Brit. Ind., Birds, ii. p. 35 (1889).

THE SOUTHERN BROWN FLYCATCHER.

Hab. Eastern Asia, from Japan to the Malayan Archipelago.

491. Skeleton. From Chefoo, China. O. C. 1596 D.

Presented by Consul Swinhoe, F.R.S.

Genus **MICRŒCA.**

Gould, Proc. Zool. Soc. 1840, p. 172.

Microœca fascinans.

Loxia fascinans, Latham, Ind. Orn. Suppl. ii. p. xlvi (1801).
Microœca fascinans (Lath.), Gould, Handb. B. Austr. i. p. 258
 (1865); Sharpe, Cat. B. Brit. Mus. iv. p. 123 (1879).

THE AUSTRALIAN BROWN FLYCATCHER.

Hab. Australia.

492. Sternum with shoulder-girdle (wanting right scapula).
 S. S. 1370. N. S. Wales (*E. P. Ramsay*).

Presented by P. L. Selater, Esq., F.R.S.

Genus **PETRŒCA.**

Swainson, Zool. Illustr. 2nd series, i. pl. 36 (1829).

Petroœca leggii.

Petroica multicolor (see Swainson, *loc. cit.*), Gould, Handb. B.
 Austr. i. p. 279 (1865).

Petroœca leggii, Sharpe, Cat. B. Brit. Mus. iv. p. 165 (1879).

THE SCARLET-BREASTED ROBIN.

Hab. Australia and Tasmania.

493. Skeleton (toes imperfect). O. C. 1584 A. *Purchased.*

Petroœca phœnicea.

Petroœca phœnicea, Gould, Proc. Zool. Soc. 1836, p. 105; Gould, Handb. B. Austr. i. p. 282 (1865).

Petroœca phœnicea (Gould), Sharpe, Cat. B. Brit. Mus. iv. p. 166 (1879).

THE FLAME-BREASTED ROBIN.

Hab. Australia and Tasmania.

494. Skeleton. From Hobart Town, Tasmania. O. C. 1584 B.
Gould Collection.
495. Sternum of female, with shoulder-girdle. Ashfield, N. S. W.
Presented by Dr. E. P. Ramsay.
496. Sternum with shoulder-girdle of female (right scapula broken). Ashfield, N. S. W.
Presented by Dr. E. P. Ramsay.

Petroœca rosea.

Petroœca rosea, Gould, Proc. Zool. Soc. 1839, p. 142; id. Handb. B. Austr. i. p. 277 (1865).

Petroœca rosea, Sharpe, Cat. B. Brit. Mus. iv. p. 170 (1879).

THE ROSE-BREASTED WOOD-ROBIN.

Hab. Australia.

497. Sternum and shoulder-girdle (wanting scapula). New South Wales.
Presented by Dr. E. P. Ramsay.
498. Sternum. New South Wales.
Presented by Dr. E. P. Ramsay.

Petroœca bicolor.

Grallina bicolor, Vigors & Horsfield, Tr. Linn. Soc. xv. p. 233 (1826); Gould, Handb. B. Austr. i. p. 283 (1865).

Petroœca bicolor (V. & H.), Sharpe, Cat. B. Brit. Mus. iv. p. 173 (1879).

THE HOODED ROBIN.

Hab. Australia.

499. Natural skeleton. O. C. 1584. *Gould Collection.*

Petrœca bicolor.

500. Sternum of male, with shoulder-girdle. Clarence River,
N. S. W. (*E. P. Ramsay*). S. S. 943.

Presented by P. L. Selater, Esq., F.R.S.

Petrœca vittata.

Muscicapa vittata, Quoy & Gaimard, Voy. de l'Astrol. i. p. 173,
pl. 3, fig. 2 (1833); Gould, Handb. B. Austr. i. p. 286 (1865).

Petrœca vittata (Q. & G.), Sharpe, Cat. B. Brit. Mus. iv. p. 177
(1879).

THE BUFF-SIDED ROBIN.

Hab. Tasmania.

501. Skeleton. From Hobart Town, Tasmania. O. C. 1584 c.
Gould Collection.

Genus **PRATINCOLA.**

Koch, Syst. baier. Zool. p. 190 (1816).

Pratincola rubetra.

Motacilla rubetra, Linnæus, Syst. Nat. i. p. 332 (1766).

Pratincola rubetra (L.), Sharpe, Cat. B. Brit. Mus. iv. p. 179 (1879).

THE WHINCHAT.

Hab. Europe, Senegambia, and North-eastern Africa.

502. Sternum, with shoulder-girdle. S. S. 1257. *Purchased.*

Pratincola rubicola.

Motacilla rubicola, Linnæus, Syst. Nat. i. p. 332 (1766).

Pratincola rubicola (L.), Sharpe, Cat. B. Brit. Mus. iv. p. 185
(1879).

THE STONECHAT.

Hab. Europe, Palestine, and Russia.

503. Skull of male. Germany. *Purchased.*

Genus **SMICRORNIS.**

Gould, Proc. Zool. Soc. 1842, p. 133.

Smicrornis brevirostris.*Psiloptus brevirostris*, Gould, Proc. Zool. Soc. 1837, p. 187.*Smicrornis brevirostris*, Gould, Handb. B. Austr. i. p. 273 (1865);

Sharpe, Cat. B. Brit. Mus. iv. p. 209 (1879).

THE SHORT-BILLED DWARF FLYCATCHER.

Hab. Australia.

504. Sternum of male, with shoulder-girdle. Richmond River,
N. S. Wales. S. S. 1358.

*Presented by P. L. Selater, Esq., F.R.S.*Genus **MIRO.**

Lésson, Traité d'Orn. p. 389 (1831).

Miro albifrons.*Turdus albifrons*, Gmelin, Syst. Nat. i. p. 822 (1788).*Miro albifrons*, Sharpe, Cat. B. Brit. Mus. iv. p. 235 (1879);

Buller, B. New Zealand, 2nd ed. i. p. 36, pl. v. fig. 1 (1888).

THE SOUTH-ISLAND ROBIN.

Hab. South Island, New Zealand.

505. Skeleton. O. C. 1596. *Gould Collection.*

Genus **XANTHOPYGIA.***Xanthopygia*, Blyth, J. A. S. B. xvi. p. 123 (1847).**Xanthopygia cyanomelæna.***Muscicapa cyanomelana*, Temm. Pl. Col. iii. pl. 470 (1838).*Cyanoptila cyanomelanura*, Blyth, J. A. S. B. xvi. p. 125 (1847).*Xanthopygia cyanomelæna*, Sharpe, Cat. B. Brit. Mus. iv. p. 251
(1879).

THE BLUE-AND-BLACK FLYCATCHER.

Hab. Japan and China, wintering in Borneo.

506. Skeleton. From Chefoo, China. O. C. 1596 E.
Presented by Consul Swinhoe, F.R.S.

Genus **MALURUS.**

Vieillot, Analyse, p. 44 (1816).

Malurus cyaneus.*Motacilla cyanea*, Ellis, Narr. Voy. Capt. Cook &c. p. 22; Gm.

Syst. Nat. i. p. 991 (1788).

Malurus cyaneus, Sharpe, Cat. B. Brit. Mus. iv. p. 287 (1879).

THE SUPERB WARBLER.

Hab. East and South Australia.

507. Skeleton. O. C. 1585.

*Gould Collection.*Genus **MYIAGRA.**

Vigors & Horsf. Tr. Linn. Soc. xv. p. 250 (1826); Sharpe,

Cat. B. Brit. Mus. iv. p. 371 (1879).

Myiagra, sp.(Probably **Myiagra concinna**.)

508. Skeleton. From Western Australia. O. C. 1596 c.

*Gould Collection.*Genus **RHIPIDURA.**

Vigors & Horsf. Tr. Linn. Soc. xv. p. 247 (1826).

Rhipidura albiscapa.*Rhipidura albiscapa*, Gould, P. Z. S. 1840, p. 113; id. Handb. B.

Austr. i. p. 238 (1865); Sharpe, Cat. B. Brit. Mus. iv. p. 310

(1879).

THE WHITE-SHAFTED FANTAIL.

Hab. East and South Australia.

509. Sternum, with shoulder-girdle (wanting right scapula).

From Dobroyde, N. S. Wales (*E. P. Ramsay*). S. S.

954.

*Presented by P. L. Selater, Esq., F.R.S.***Rhipidura tricolor.***Muscicapa tricolor*, Vieill. N. Diet. d'Hist. Nat. xxi. p. 490 (1818).*Sauloprocta motacilloides*, Gould, Handb. B. Austr. i. p. 244 (1865).*Rhipidura tricolor*, Sharpe, Cat. B. Brit. Mus. iv. p. 339 (1879).

THE BLACK FANTAIL.

Hab. Australia, Papuan Islands, and Moluccas.

510. Sternum, with shoulder-girdle. New Britain. S. S. 2560.

Presented by P. L. Selater, Esq., F.R.S.

Genus **TERPSIPHONE.**

Gloger, in Froriep's Notizen, xvi. p. 278 (1827).

Terpsiphone paradisi.*Muscicapa paradisi*, Linnæus, Syst. Nat. i. p. 324 (1766).*Terpsiphone paradisi*, Sharpe, Cat. B. Brit. Mus. iv. p. 346 (1879).

THE PIED PARADISE-FLYCATCHER.

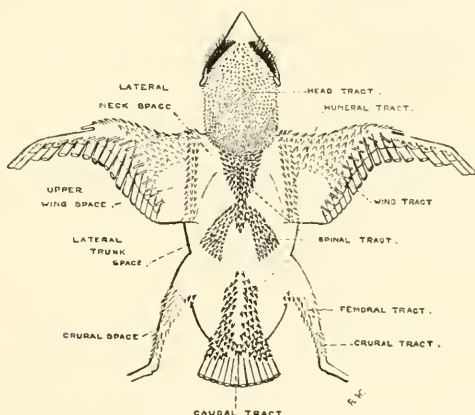
Hab. India.

511. Sternum of female, with shoulder-girdle. S. S. 1916.

Presented by Dr. J. Anderson, F.R.S.

Family HIRUNDINIDÆ.

Fig. 24.

Dorsal view of *Hirundo rustica*, to show pterylosis, with the spinal feather-tract forked on the lower back.Genus **CHELIDON.**

Boie, Isis, 1822, p. 550.

Chelidon urbica.*Hirundo urbica*, Linnæus, Syst. Nat. i. p. 344 (1766).*Chelidon urbica*, Sharpe, Cat. B. Brit. Mus. x. p. 87 (1885)

THE COMMON MARTIN.

Hab. Europe, to Central Africa, Turkestan, and N.W. India.

512. Skeleton. O. C. 1530 B.

Purchased.

513. Sternum, with shoulder-girdle. S. S. 1253.

Purchased.

Genus **HIRUNDO.**

Linnaeus, Syst. Nat. i. p. 343 (1766).

Hirundo rustica.

Hirundo rustica, Linnaeus, Syst. Nat. i. p. 343 (1766); Sharpe, Cat. B. Brit. Mus. x. p. 128 (1885).

THE COMMON SWALLOW.

Hab. In summer, Europe and Northern Asia. In winter, India, Malayan Peninsula, and Africa.

514. Skull. O. C. 1530. *Purchased.*
 515. Skull. Germany. O. C. 1530 A. *Purchased.*
 516. Sternum, with shoulder-girdle. S. S. 858. *Purchased.*

Genus **PETROCHELIDON.**

Cabanis, Mus. Hein. Th. i. p. 47 (1850).

Petrochelidon fluvicola.

Hirundo fluvicola, Blyth, J. A. S. B. xxiv. p. 470 (1855, ex Jerd. MSS.); Sharpe, Cat. B. Brit. Mus. x. p. 200 (1885).

THE INDIAN CLIFF-SWALLOW.

Hab. India.

517. Sternum of male. From India. S. S. 1897.
Presented by Dr. J. Anderson, F.R.S.

Subdivision B. PASSERES ABNORMALES.

Family MENURIDÆ.

Genus **MENURA** *.

Davies, Tr. Linn. Soc. vi. p. 207 (1801).

Menura superba.

Menura superba, Davies, Tr. Linn. Soc. vi. p. 207 (1801); Gould, Handb. B. Austr. i. p. 298 (1865); Sharpe, Cat. B. Brit. Mus. xiii. p. 661.

* Cf. Garrod, P. Z. S. 1876, pp. 515, 516; Forbes, Ibis, 1881, p. 28.

THE LYRE-BIRD.

Hab. Australia.

518. Skeleton. O. C. 1536 F. *Gould Collection.*
519. Articulated skeleton : mounted. O. C. 1536 E.
Presented by Dr. George Bennett.
520. Sternum, with shoulder-girdle.
Presented by Dr. E. P. Ramsay.
521. Right metatarsus of above specimen.
Presented by Dr. E. P. Ramsay.
522. Left metatarsus of above specimen.
Presented by Dr. E. P. Ramsay.
523. Sternum (with right coracoid and scapula). New South
Wales (*E. P. Ramsay*). S. S. 1066.
Presented by P. L. Sclater, Esq., F.R.S.
524. Right foot, showing the scutellated planta tarsi.
From the Cambridge University Museum.

Family ATRICHIDÆ.

Genus **ATRICHIA** *.

Gould, Proc. Zool. Soc. 1844, p. 1.

***Atrichia clamosa*.**

Atrichia clamosa, Gould, Proc. Zool. Soc. 1844, p. 2 ; Sharpe, Cat.
B. Brit. Mus. xiii. p. 659 (1890).

THE NOISY SCRUB-BIRD.

Hab. Australia.

525. Sternum of male (with left scapula and coracoid).
Richmond River, N. S. W. (*J. Macgillivray*).
Presented by Dr. E. P. Ramsay.
526. Sternum of male (with left scapula and coracoid).
Richmond River, N. S. W. (*J. Macgillivray*).
Presented by Dr. E. P. Ramsay.

* Cf. Garrod, P. Z. S. 1877, p. 516.

Division B. **PASSERES MESOMYODI.**

The intrinsic muscles of the voice-organ joined to the end of the bronchial semi-rings at or about the middle of the latter (*cf.* Garrod, P. Z. S. 1877, p. 517).

Subdivision **OLIGOMYODÆ.**

Fig. 25.

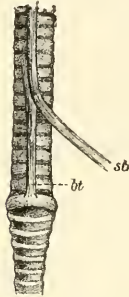
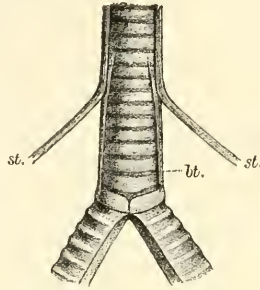


Fig. 26.



Syrinx of *Pitta strepitans*, to show the Mesomyodian arrangement of its intrinsic muscles. [See *antèa*, p. 6.]
st. Sterno-tracheal muscle. *bt.* Broncho-tracheal muscle.

Family **TYRANNIDÆ** *.

[*Cf.* Salvin & Godman, Biol. Centr.-Amer., Aves, ii. p. 3, 1889.]

Genus **ELAINEA.**

Sundevall, K. Vet.-Akad. Forh. Stockh. 1835, p. 89.

Elainea cotta.

Elainea cotta, Gosse, Ann. Nat. Hist. [2] iii. p. 257 (1849);
 Sclater, Cat. B. Brit. Mus. xiv. p. 149 (1888).

THE JAMAICAN OLIVE TYRANT.

Hab. Jamaica.

* For the osteology of many of the North American Tyrannidæ, *cf.* Shufeldt, Journ. of Morphology (U.S.), vol. iii. no. 1, June 1889, p. 103, figs. 18, 19, of pls. v., vi.

527. Sternum of male. S. S. 1452.

Presented by the Smithsonian Institution.

Genus **PITANGUS.**

Swains. Zool. Journ. iii. p. 165.

Pitangus derbianus.

Saurophagus derbianus, Kaup, P. Z. S. 1851, p. 44.

Pitangus derbianus, Selater, Cat. B. Brit. Mus. xiv. p. 175 (1888);
Salv. & Godm. Biol. Centr.-Amer., Aves, ii. p. 43 (1889).

THE EARL OF DERBY'S TYRANT-BIRD.

Hab. From Texas, throughout Central America to Colombia and Venezuela.

528. Skeleton. From Guatemala.

Presented by Osbert Salvin, Esq., F.R.S.

Pitangus caudifasciatus.

Tyrannus caudifasciatus, D'Orb. in La Sagra's Hist. Nat. Cuba, Ois. p. 70, pl. 12 (1839).

Pitangus caudifasciatus, Selater, Cat. B. Brit. Mus. xiv. p. 179 (1888).

THE CUBAN TYRANT.

Hab. Cuba and Jamaica.

529. Sternum (with left coracoid and scapula). S. S. 1455.

Presented by the Smithsonian Institution.

Genus **MEGARHYNCHUS.**

Thunberg, Disq. gen. Megarh. 1824.

Megarhynchus pitangua.

Lanius pitangua, Linnæus, Syst. Nat. i. p. 136 (1766).

Megarhynchus pitangua, Selater, Cat. B. Brit. Mus. xiv. p. 189 (1888); Salv. & Godman, Biol. Centr.-Amer., Aves, ii. p. 51 (1888).

THE HOOK-BILLED TYRANT.

Hab. Southern Mexico to Brazil.

Megarhynchus pitangua.

530. Skeleton. From Guatemala.

Presented by Osbert Salvin, Esq., F.R.S.

531. Skeleton of female.

*From the Zoological Society.*Genus **BLACICUS.**

Cabanis, J. f. O. 1855, p. 480.

Blacicus pallidus.*Myiobius pallidus*, Gosse, B. Jamaica, p. 166 (1847).*Blacicus pallidus*, Selater, Cat. B. Brit. Mus. xiv. p. 243 (1888).

THE BUFF-WINGED FLAT-BILL.

Hab. Jamaica.

532. Sternum of female, with shoulder-girdle. S. S. 1454.

*Presented by the Smithsonian Institution.***Blacicus barbirostris.***Tyrannula barbirostris*, Swainson, Phil. Mag. i. p. 367 (1827).*Blacicus barbirostris*, Selater, Cat. B. Brit. Mus. xiv. p. 244 (1888).

THE BLACK-BILLED FLAT-BILL.

Hab. Jamaica.

533. Sternum of male (with left coracoid). S. S. 1453.

*Presented by the Smithsonian Institution.*Genus **MYIARCHUS.**

Cabanis, in Tschudi's Faun. Peruan., Aves, p. 152 (1845).

Myiarchus validus.*Myiarchus validus*, Cabanis, Arch. f. Naturg. 1847, p. 351 ;

Selater, Cat. B. Brit. Mus. xiv. p. 252 (1888).

THE RED PETCHARY.

Hab. Jamaica.

534. Sternum of male (with right clavicle, coracoid, and scapula). S. S. 1450.

Presented by the Smithsonian Institution.

Myiarchus stolidus.

Myiobius stolidus, Gosse, B. Jamaica, p. 168 (1847).

Myiarchus stolidus, Selater, Cat. B. Brit. Mus. xiv. p. 260 (1888).

THE FOOLISH PETCHARY.

Hab. Jamaica.

535. Sternum of female (with right coracoid and scapula).
S. S. 1451. *Presented by the Smithsonian Institution.*

Genus **TYRANNUS.**

Cuvier, Leçons Anat. Comp. i. tab. 2 (1800).

Tyrannus griseus.

Tyrannus griseus, Vieillot, Ois. Amér. Sept. i. p. 76, pl. 46
(1807); Selater, Cat. B. Brit. Mus. xiv. p. 271 (1888).

THE GREY PETCHARY.

Hab. Florida, Jamaica, and coasts of Central America.

536. Natural skeleton: mounted. O. C. 1595. *South Collection.*

Genus **MILVULUS.**

Swainson, Zool. Journ. iii. p. 165 (1827).

Milvulus tyrannus.

Muscicapa tyrannus, Linnæus, Syst. Nat. i. p. 325 (1766).

Milvulus tyrannus, Selater, Cat. B. Brit. Mus. xiv. p. 277 (1888).

THE SCISSOR-TAIL TYRANT.

Hab. Mexico, Central and South America to Pampas of Argentine Republic.

537. Skeleton. From Guatemala.
Presented by Osbert Salvin, Esq., F.R.S.

Family COTINGIDÆ.

Genus **CHASMORHYNCHUS.**

Temminck, Man. d'Orn. Analyse, p. lxiii (1820).

Chasmorhynchus nudicollis.

Ampelis nudicollis, Vieillot, N. Dict. d'Hist. Nat. viii. p. 164 (1817).

Chasmorhynchus nudicollis, Sclater, Cat. B. Brit. Mus. xiv. p. 404 (1888).

THE BELL-BIRD.

Hab. S.E. Brazil.

538. Sternum of male, with shoulder-girdle. S. S. 2564.

From the Zoological Society.

Genus **HADROSTOMUS.****Hadrostromus niger.**

Lanius niger, Gmelin, Syst. Nat. i. p. 301 (1788).

Hadrostromus niger, Sclater, Cat. B. Brit. Mus. xiv. p. 334 (1888).

THE BLACK SHRIKE.

Hab. Jamaica.

539. Sternum, with shoulder-girdle. S. S. 1456.

Presented by the Smithsonian Institution.

Family PITTIDÆ.

Genus **PITTA.**

Vieillot, Analyse, p. 42 (1816).

Pitta brachyura.

Corvus brachyurus, Linnaeus, Syst. Nat. i. p. 158 (1766).

Pitta brachyura, Sclater, Cat. B. Brit. Mus. xiv. p. 423 (1888).

THE BENGAL PITTA.

Hab. Indian peninsula and Ceylon.

540. Sternum (with left coracoid and scapula). S. S. 1909.

Presented by Dr. J. Anderson, F.R.S.

Pitta strepitans.

Pitta strepitans, Temminck, Pl. Col. pl. 333 (1825); Selater,
Cat. B. Brit. Mus. xiv. p. 428 (1888).

THE NOISY PITTA.

Hab. E. Australia, Torres Straits, and S. New Guinea.

541. Sternum of female, with shoulder-girdle. From Clarence
River, N. S. Wales (*E. P. Ramsay*). S. S. 1074.

Presented by P. L. Selater, Esq., F.R.S.

Subdivision TRACHEOPHONÆ.

Family PTEROPTOCHIDÆ.

Genus **HYLACTES.**

King, Proc. Zool. Soc. 1830, p. 15.

Hylactes megapodius.

Pteroptochus megapodius, Kittl. Mém. Acad. St. Pétr. 1831, p. 182,
pl. iv.

Hylactes megapodius, Selater, Cat. B. Brit. Mus. xv. p. 349 (1890).

Hab. Central and Northern Chili.

542. Sternum. S. S. 2660.

Presented by A. H. Garrod, Esq., F.R.S.

Family DENDROCOLAPTIDÆ.

Genus **CINCLODES.**

Gray, List Gen. B. p. 16 (1840).

Cinclodes nigrifumosus.

Upucerthia nigrifumosa, d'Orb. et Lafr. Syn. Av. ii. p. 23.

Cinclodes nigrifumosus, Selater, Cat. B. Brit. Mus. xv. p. 21 (1890).

THE SMOKY-BLACK EARTH-BIRD.

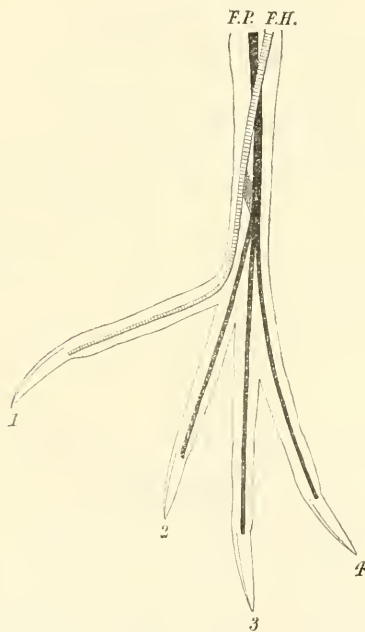
Hab. S. Peru and N. Chili.

543. Sternum, with shoulder-girdle. S. S. 1716. *Purchased.*

Suborder II. *EURYLÆMI* *.[*Cf.* Seebohm, *Classif. B.* p. 4.]

- A. Palate ægithognathous.
- B. Young, when hatched, helpless, and not passing through a downy stage.
- C. *Flexor longus hallucis* leading to the hallux, after sending down a tendon to the *flexor perforans digitorum*, which leads to the three front digits.
- D. Oil-gland present, but nude.
- E. Nasals holorhinal.
- F. Dorsal vertebræ heterocœlous.

Fig. 27.

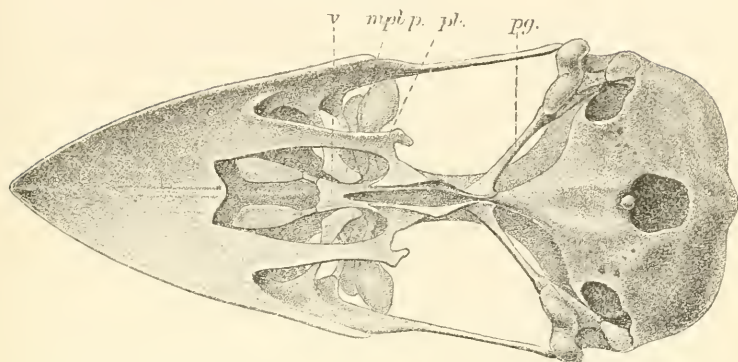
Foot of *Cymborhynchus macrorhynchus* (enlarged), to show the arrangement of the deep plantar tendons, with the vinculum.

* *Cf.* Forbes, P. Z. S. 1880, pp. 380-386, 391, "On the Syrinx and other points in the Anatomy of the *Eurylemide*." *Cf.* also Garrod, P. Z. S. 1877, p. 447.

Genus **CYMBIRHYNCHUS** *.

Vigors, Memoirs of Raffles, p. 654 (1830).

Fig. 28.



Ventral aspect of cranium of *Cymbirhynchus macrorhynchus* (enlarged).
Letters as before.

Cymbirhynchus macrorhynchus.*Todus macrorhynchus*, Gmelin, Syst. Nat. i. p. 446 (1788).*Cymbirhynchus macrorhynchus*, Forbes, P. Z. S. 1880, p. 382;
Selater, Cat. B. Brit. Mus. xiv. p. 468 (1888).

THE BLACK-AND-RED BROAD-BILL.

Hab. Tenasserim, Malay Peninsula, Sumatra, and Borneo.

544. Natural skeleton of male. From Sarawak.

Presented by A. H. Everett, Esq.

545. Sternum, with shoulder-girdle. S. S. 2566.

Presented by P. L. Selater, Esq., F.R.S.

Suborder III. TROCHILLI.

[*Cf.* Seebohm, Classif. B. p. 5; id. B. of Japanese Empire, p. 145.]A. Young, when hatched, helpless, and not passing through a
downy stage.

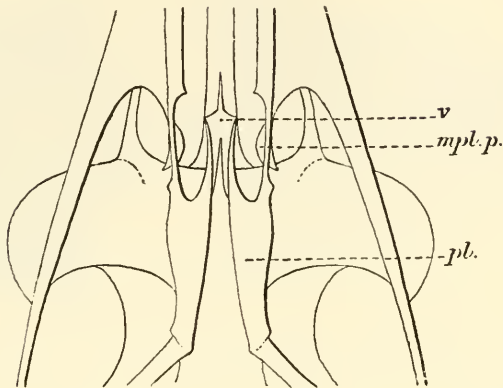
B. Basipterygoid processes absent.

* For palatine bones and sternum of *Corydon sumatranus*, *cf.* Eyton,
Osteol. Av. pl. 8. fig. 5, pl. 12. fig. 5.

C. Nasals holorhinal.

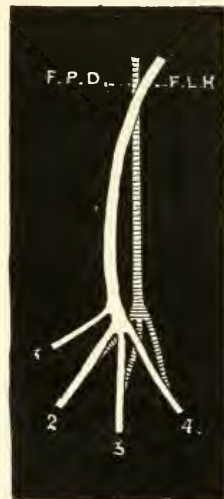
D. Front plantar leading to three front toes; hind plantar leading to hallux.

Fig. 29.



Palatal region of *Bellona cristata* (enlarged) to show vomer, broad in front, with a long mesial spine.

Fig. 30.



Deep plantar tendons of *Patagona gigas*. (From Seebohm's 'Birds of the Japanese Empire,' by permission of the author.)

Family TROCHILIDÆ*.

Genus **LAMPORNIS.**

Swainson, Zool. Journ. iii. p. 358 (1827).

Lampornis mango.*Trochilus mango*, Linnæus, Syst. Nat. i. p. 191 (1766).*Lampornis mango* (L.), Gosse, B. Jamaica, p. 88 (1847); Cory,
B. West Indies, p. 144 (1889).

THE MANGO HUMMING-BIRD.

Hab. Jamaica.

546. Sternum (wanting shoulder-girdle). From Jamaica.
S. S. 1304. *Gosse Collection.*

Genus **AITHURUS.**

Cabanis & Heine, Mus. Hein. Th. iii. p. 50 (1860).

Aithurus polytmus.*Trochilus polytmus*, Linnæus, Syst. Nat. i. p. 189 (1766); Gould,
Mon. Troch. ii. pl. 98.*Aithurus polytmus*, Cabanis & Heine, *l. c.*

THE LONG-TAILED HUMMING-BIRD.

Hab. Jamaica.

547. Sternum (wanting shoulder-girdle). S. S. 1449.
Presented by the Smithsonian Institution.

* Cf. Shufeldt, P. Z. S. 1885, p. 835; id. P. Z. S. 1886, p. 465; id. Journ. Linn. Soc. xx. p. 385; Stejneger, Auk, iv. p. 170 (1887); Lucas, *t. c.* p. 171. Figures of skeletons of *Clytolaema rubinea* and *Phuethornis superciliosus* are given in Dr. Meyer's 'Abbildungen von Vogel-Skeletten,' Lief. vii. Taf. lxii. figs. 2, 3.

Genus **EUSTEPHANUS.**

Reichenbach, Avium Syst. pl. xl. (1849).

Eustephanus galeritus.

Trochilus galeritus, Molina, Hist. Nat. Chili, p. 219.

Eustephanus galeritus, Gould, Mon. Troch. iv. pl. 265.

THE CHILIAN FIRE-CROWN.

Hab. Chili.

548. Skeleton. O. C. 1520.

Presented by Charles Stokes, Esq., F.R.S.

Genus **CÆLIGENA.**

Lesson, Trochilidées, p. xviii (1832).

Cœligena clemenciæ.

Ornismya clemenciæ, Lesson, Oiseaux-Mouches, p. 216, pl. 80 (1829).

Delatiria clemenciæ, Gould, Mon. Troch. ii. pl. 60.

THE BLUE-THROATED CAZIQUE.

Hab. Mexico.

549. Natural skeleton : mounted. O. C. 1519.

Presented by Charles Stokes, Esq., F.R.S.

Genus **FLORISUGA.**

Bonaparte, Consp. Gen. Av. i. p. 73 (1850).

Florisuga, sp.

550. Natural skeleton : mounted. O. C. 1523.

Purchased.

Genus **TROCHILUS.**

Linnæus, Syst. Nat. i. p. 189 (1766).

Trochilus, sp.

551. Natural skeleton : mounted. O. C. 1521. *Purchased.*
 552. Natural skeleton : mounted. O. C. 1522. *Purchased.*

Trochilus colubris.

Trochilus colubris, Linnæus, Syst. Nat. i. p. 191 (1766); Gould,
 Mon. Troch. iii. pl. 131.

THE RUBY-THROATED HUMMING-BIRD.

Hab. North America.

553. Skull. Canada. *Presented by Sir D. Gibb.*

Genus **BELLONA.**

Muls. & Verr. Classif. Trochil. p. 75 (1865).

Bellona cristata.

Trochilus cristatus, Linnæus, Syst. Nat. i. p. 192 (1766).
Orthorhynchus cristatus (L.), Sel. & Salv. Nomencl. Av. Neotr.
 p. 88 (1873).
Bellona cristata, Elliot, Syn. Trochil. p. 178 (1878).

THE BLUE-CREST.

Hab. Lesser Antilles.

554. Natural skeleton. *Stores, 1891.*

Suborder IV. *SCANSORES.*

[*Cf.* Seebohm, Classif. B. p. 6 ; id. B. of Japan, p. 146.]

- A. *Flexor perforans digitorum* leading to third digit only.
Flexor longus hallucis first sending a tendon to the other
 plantars, then a second to the fourth digit, after which (if
 the hallux is present) splitting into two tendons, one leading
 to the hallux, the other to the second digit.
- B. Feet zygodactyle.

- C. Spinal feather-tract well defined on the neck, and forked on the lower (not on the upper) back.
- D. Basipterygoid processes absent.
- E. Cæca present.
- F. Oil-gland nude.
- G. Vomer absent or rudimentary.
- H. A narrow clavicular feather-tract on each side of the breast.
- I. A small after-shaft.

Family GALBULIDÆ*.

- A. Palate desmognathous.
- B. Basipterygoid processes absent.
- C. Vomer absent.
- D. Ventral feather-tract without gular branch: a narrow clavicular tract on each side of the breast.
- E. *Flexor longus hallucis* first sending a tendon to the other plantar, then a second to fourth digit, after which (if hallux present) splitting into two tendons, one leading to the hallux, the other to the second digit.

Genus **GALBULA.**

Brisson, Ornith. iv. p. 86 (1760).

Galbula, sp.

555. Skeleton (damaged). Stores, 1868.

Family PICIDÆ †.

[*Cf.* Seebohm, *t. c.* p. 6; id. B. of Japanese Empire, p. 146.]

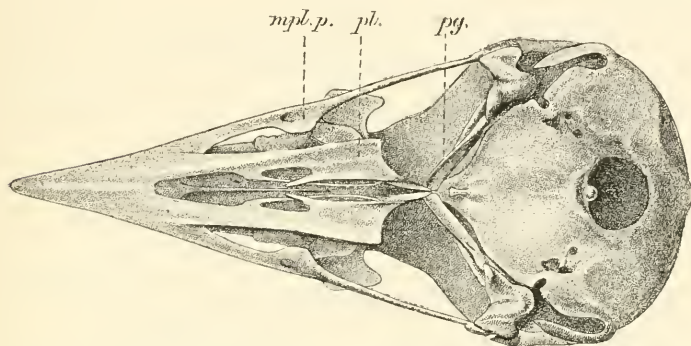
- A. Cæca absent.
- B. Oil-gland tufted.
- C. Palate schizognathous.
- D. Vomer slender, pointed, split, the lateral halves separate.
(Saurognathous, *Parker.*)

* *Cf.* Sharpe, Review, p. 84.

+ *Cf.* Parker, "On the Morphology of the Skull in the Woodpeckers (*Picidæ*) and Wrynecks (*Iyngidæ*)," Trans. Linn. Soc. 2nd ser. vol. i. pp. 1-22, pls. 1-5 (1875). Parker & Newton, Enc. Brit. iii. p. 716 (1875). Shufeldt, Auk, v. p. 212.

- E. Maxillo-palatines small, not fused together.
 F. Manubrial process of the sternum bifurcate.
 G. Femoro-caudal and semitendinosus muscles present; ambiens and accessory femoro-caudal absent.
 H. Tongue very long, worm-like, provided with a horny, barbed tip, capable of great protrusion, the hyoid cornua extending backwards over the skull (except in *Sphyrapicus* and *Xenopicus*).

Fig. 31.



Ventral view of skull of *Picus major* (enlarged), to show split vomer.
 Letters as before.

N.B.—Many of the above details, which supplement Mr. Seebohm's diagnosis for the family, are derived from Mr. Hargitt's volume on the Woodpeckers (Cat. B. Brit. Mus. xviii.)

Genus **GECINUS.**

Boie, Isis, 1831, p. 542.

Gecinus viridis.

Picus viridis, Linnæus, Syst. Nat. i. p. 175 (1766).

Gecinus viridis, Hargitt, Cat. B. Brit. Mus. xviii. p. 37 (1890).

THE GREEN WOODPECKER.

Hab. Greater part of Europe to Asia Minor and Persia.

556. Skeleton. From Bremen. O. C. 1469 c.

Presented by Dr. Otto Fensch, C.M.Z.S.

Gecinus viridis.

557. Natural skeleton: mounted (hyoid bones wanting). O. C. 1469. *Purchased.*
558. Natural skeleton: mounted (hyoids wanting). O. C. 1468. *South Collection.*
559. Skull. O. C. 1469 B. *Purchased.*
560. Pelvis of above specimen. *Purchased.*
561. Sternum of ditto. *Purchased.*
562. Sternum, with shoulder-girdle. O. C. 1475. *Presented by Sir Richard Owen, F.R.S.*
563. Sternum. S. S. 1941. *Hunterian.*

Gecinus canus*.

Picus canus, Gmelin, Syst. Nat. i. p. 434 (1788).

Gecinus canus, Hargitt, Cat. B. Brit. Mus. xviii. p. 53 (1890).

THE GREY-HEADED GREEN WOODPECKER.

Hab. Greater part of Europe to Siberia, N. China.

564. Skull of male. From South Germany. *Purchased.*
565. Skull of female. From the Alps. *Purchased.*

Gecinus occipitalis.

Picus occipitalis, Vigors, P. Z. S. 1830, p. 8.

Gecinus occipitalis, Hargitt, Cat. B. Brit. Mus. xviii. p. 56 (1890).

THE BLACK-NAPED GREEN WOODPECKER.

Hab. Himalaya Mountains.

566. Sternum, with shoulder-girdle. From Nepal. *Presented by B. H. Hodgson, Esq.*
567. Sternum, with shoulder-girdle. Nepal. S. S. 1859. *Presented by B. H. Hodgson, Esq.*

* Skeleton figured by Dr. Meyer, Abbild. Vogel-Skeletten, Lief. xiv. Taf. cxi.

Gecinns chlorolophus.

Picus chlorolophus, Vieillot, N. Dict. Hist. Nat. xxvi. p. 78 (1818).

Gecinns chlorolophus, Hargitt, Cat. B. Brit. Mus. xviii. p. 59 (1890).

THE LESSER YELLOW-NAPED WOODPECKER.

Hab. Eastern Himalayas to Assam and the Malayan Peninsula.

568. Sternum (with shoulder-girdle, wanting right scapula).
From Nepal. [S. n. *Brachylophus sericollis*.]

Presented by B. H. Hodgson, Esq.

Genus **CHRYSOPHLEGMA.**

Gould, B. Asia, vi. pl. xxxvi. (1850).

Chrysophlegma flavinucha.

Picus flavinucha, Gould, P. Z. S. 1833, p. 120.

Chrysophlegma flavinucha, Hargitt, Cat. B. Brit. Mus. xviii. p. 127 (1890).

THE LARGE YELLOW-NAPED WOODPECKER.

Hab. Himalaya Mountains.

569. Pelvis. From Nepal. *Presented by B. H. Hodgson, Esq.*

570. Sternum of above specimen.

Presented by B. H. Hodgson, Esq.

571. Sternum. From Nepal. S. S. 1860.

Presented by B. H. Hodgson, Esq.

Genus **MELANERPES.**

Swainson, Classif. B. ii. p. 310 (1837).

Melanerpes erythrocephalus.

Picus erythrocephalus, Linnæus, Syst. Nat. i. p. 174 (1766).

Melanerpes erythrocephalus (L.), Hargitt, Cat. B. Brit. Mus. xviii. p. 145 (1890).

THE RED-HEADED WOODPECKER.

Hab. North America.

572. Sternum, with shoulder-girdle. S. S. 1282.

Presented by the Smithsonian Institution.

Melanerpes carolinus.

Picus carolinus, Linnaeus (*ex* Catesby), Syst. Nat. i, p. 174 (1766).

Melanerpes carolinus (L.), Hargitt, Cat. B. Brit. Mus. xviii. p. 170 (1890).

THE RED-BELLIED WOODPECKER.

Hab. E. United States to Florida and Southern Texas.

573. Sternum (without shoulder-girdle). S. S. 1297.

Presented by the Smithsonian Institution.

Genus **SPHYROPICUS.**

Sphyrapicus, Baird, Rep. Expl. & Surv. Mississ. Pacific Rail. Route, ix. p. 101 (1858).

Sphyrapicus varius.

Picus varius, Linnaeus, Syst. Nat. i. p. 176 (1766).

Sphyrapicus varius, Hargitt, Cat. B. Brit. Mus. xviii. p. 188 (1890).

THE YELLOW-BELLIED WOODPECKER.

Hab. North America, extending into Central America and the West India Islands.

574. Sternum (without shoulder-girdle). S. S. 1296.

Presented by the Smithsonian Institution.

Genus **DENDROCOPUS.**

Koch, Baier. Zool. i. p. 72 (1816).

Dendrocopus major.

Picus major, Linn. Syst. Nat. i. p. 176 (1766).

Dendrocopus major, Hargitt, Cat. B. Brit. Mus. xviii. p. 211 (1890).

THE GREAT SPOTTED WOODPECKER.

Hab. Europe.

575. Skull of female. From the Alps. *Purchased.*

576. Sternum (with right coracoid). S. S. 861. *Purchased.*

Dendrocopus macii.

Picus macii, Vieillot, N. Diet. d'Hist. Nat. xxvi. p. 80 (1818).

Dendrocopus macii, Hargitt, Cat. B. Brit. Mus. xviii. p. 260 (1890).

THE FULVOUS-BREASTED PIED WOODPECKER.

Hab. Eastern Himalayas.

577. Sternum (with coracoids). S. S. 1908.

Presented by Dr. J. Anderson, F.R.S.

Genus **IYNGIPICUS.**

Bonaparte, Consp. Vol. Zygod. p. 8 (1854).

Iyngipicus hardwickii.

Picus hardwickii, Blyth, J. A. S. Beng. xv. p. 15 (1846).

Iyngipicus hardwickii, Hargitt, Ibis, 1882, p. 45; id. Cat. B. Brit. Mus. xviii. p. 328 (1890).

THE INDIAN PYGMY WOODPECKER.

Hab. Indian Peninsula.

578. Sternum of male, with right coracoid and scapula. S. S. 1920.

Presented by Dr. J. Anderson, F.R.S.

Genus **BRACHYPTERNUS.**

Strickland, Proc. Zool. Soc. 1841, p. 31.

Brachypternus aurantius.

Picus aurantius, Linnæus, Syst. Nat. i. p. 174, ♂ (1766).

Brachypternus aurantius, Hargitt, Cat. B. Brit. Mus. xviii. p. 404 (1890).

THE GOLDEN-BACKED WOODPECKER.

Hab. Plains of Indian Peninsula eastwards to Cachar.

579. Sternum of female, with coracoids. S. S. 1880.

Presented by Dr. J. Anderson, F.R.S.

Genus **CHRYSOCOLAPTES.****Chrysocolaptes guttaticristatus.**

Picus guttaecristatus, Tickell, J. A. S. B. ii. p. 578, ♀ (1833).

Chrysocolaptes guttaecristatus, Hargitt, Cat. B. Brit. Mus. xviii.
p. 448 (1890).

THE SOUTHERN GOLDEN-BACKED WOODPECKER.

Hab. Throughout the Indian Peninsula to Assam and the Malay Peninsula.

580. Sternum, with shoulder-girdle. From Nepal.

Presented by B. H. Hodgson, Esq.

581. Sternum (wanting left scapula). Nepal. S. S. 1858.

Presented by B. H. Hodgson, Esq.

Genus **CAMPOPHILUS.**

Campophilus, Gray, List Gen. Birds, 1840, p. 54.

Campophilus principalis.

Picus principalis, Linnæus, Syst. Nat. i. p. 173 (1766).

Campophilus principalis (L.), Hargitt, Cat. B. Brit. Mus. xviii.
p. 464 (1890).

THE IVORY-BILLED WOODPECKER.

Hab. Gulf States of North America and Lower Mississippi Valley.

582. Fore part of skull with both mandibles. O. C. 1473.

Presented by W. Bullock, Esq.

Genus **IYNX.**

Iynx, Linnæus, Syst. Nat. i. p. 172 (1766).

Iynx, Hargitt, Cat. B. Brit. Mus. xviii. p. 559 (1890).

Iynx torquilla.

Iynx torquilla, Linnæus, Syst. Nat. i. p. 172 (1766).

Iynx torquilla, Hargitt, Cat. B. Brit. Mus. xviii. p. 560 (1890).

THE COMMON WRYNECK.

Hab. Nearly the whole of Europe and Asia.

583. Skull of male. From the Alps. *Purchased.*
 584. Sternum, with shoulder-girdle. S. S. 1303. *Purchased.*
 585. Skeleton (incomplete). O. C. 1475 A. [Sternum exhibited
 in separate series.] *Purchased.*

Family INDICATORIDÆ*.

[Cf. Seebohm, *t. c.* p. 6.]

- A. Palate ægithognathous.
 B. Ventral feather-tract forked on the throat, but not on each side of the breast.
 C. Vomer bifid.
 D. Femoro-caudal and accessory semitendinosus muscles present; ambiens and femoro-caudal absent.
 E. Ventral feather-tract forked on the throat and on each side of the breast.
 F. Oil-gland tufted.
 G. Cæca none.
 H. Trachea at its lower end consolidating into a bony box, formed by the fusion of the lowermost rings. To the enlarged uppermost bronchial half-rings the single slender intrinsic muscle of each side fans out to be attached at its middle.

Genus **INDICATOR** †.Vieillot, *Analyse*, p. 28 (1816).**Indicator minor.**

Indicator minor, Steph. *Gen. Zool.* ix. p. 140 (1815); Shelley, *Cat. B. Brit. Mus.* xix. p. 9 (1891).

THE LITTLE HONEY-GUIDE.

Hab. Tropical Africa.

586. Skeleton (somewhat damaged). From South Africa (*E. L. Layard*). O. C. 1476 E.

Presented by P. L. Sclater, Esq., F.R.S.

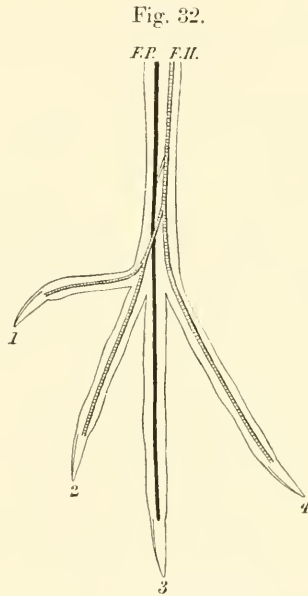
* Cf. Garrod, *P. Z. S.* 1878, p. 930.

† Cf. Stoliczka, *Str. F.* i. p. 529 (1873); Forbes, *Ibis*, 1881, p. 25.

Family CAPITONIDÆ*.

[*Cf.* Seebohm, *t. c.* p. 6.]

- A. Palate sometimes ægithognathous, sometimes desmognathous.
- B. Vomer bifid.
- C. Femoro-caudal and accessory semitendinosus muscles present. Ambiens and accessory femoro-caudal absent.
- D. Ventral feather-tract forked on the throat and on each side of the breast.
- E. Oil-gland tufted.
- F. Cæca none.



Deep plantar tendons of *Chotorhea chrysopogon*.

F.P. Flexor perforans digitorum. *F.H.* Flexor longus hallucis.

Genus **CYANOPS**.

Bonaparte, *Consp. Voluer. Zygod.* p. 26 (1854).

* *Cf.* Forbes, *P. Z. S.* 1882, p. 94; Shelley, *Cat. B. Brit. Mus.* xix. pp. 15-121 (1891).

Cyanops asiatica.

Trogon asiaticus, Latham, Ind. Orn. i. p. 201 (1790).

Megalæma asiatica (Lath.), Marsh. Monogr. Capit. p. 63, pl. xxix. (1870).

THE BLUE-FACED BARBET.

Hab. India and Burma.

587. Sternum of male, with shoulder-girdle. S. S. 1885.

Presented by Dr. J. Anderson, F.R.S.

Cyanops hodgsoni.

Megalæma hodgsoni, Bonaparte, Consp. Gen. Av. i. p. 144 (1850);
Marsh. Monogr. Capit. p. 83, pl. xxxvi. (1870).

HODGSON'S LINEATED BARBET.

Hab. Himalaya Mountains to Burmah.

588. Sternum (with right coracoid and scapula). From Nepal.

Presented by B. H. Hodgson, Esq.

589. Pelvis of above specimen.

Presented by B. H. Hodgson, Esq.

590. Sternum (with right coracoid and scapula). Nepal.
S. S. 1861.

Presented by B. H. Hodgson, Esq.

Genus XANTHOLÆMA.

Bonaparte, Consp. Volucr. Zygod. p. 12 (1854).

Xantholæma hæmacephala.

Bucco hæmacephalus, Müller, Syst. Nat., Suppl. p. 88 (1776).

Xantholæma hæmacephala (Müll.), Marsh. Monogr. Capit. p. 101,
pl. xlii. (1870).

THE CRIMSON-GORGETED BARBET.

Hab. Indian Peninsula, throughout the Burmese countries
and the Malayan Peninsula.

Xantholæma hæmacephala.

591. Sternum of male (with right coracoid and scapula). S. S.
1919. *Presented by Dr. J. Anderson, F.R.S.*
592. Sternum of male (with right coracoid and scapula). S. S.
1900. *Presented by Dr. J. Anderson, F.R.S.*

Family RHAMPHASTIDÆ*.

[*Cf. Seebohm, t. c. p. 6.*]

- A. Palate desmognathous.
B. Vomer truncated.
C. Post-scapular feather-tracts separated on lower back and rump.

Genus **RHAMPHASTOS** †.Linnaeus, *Syst. Nat.* i. p. 150 (1766).**Rhamphastos toco.**

Rhamphastos toco, P. L. S. Müll. *Syst. Nat.*, Suppl. p. 82 (1776);
Gould, *Monogr. Rhamph.* pl. i.; *Sci. & Salv. Nomencl. Av.*
Neotr. p. 108 (1873).

THE TOCO TOUCAN.

Hab. Guiana to Brazil.

593. Skull (mutilated) O. C. 1460.
Presented by the British Museum.
594. Skull, with horny sheath of mandibles removed. O. C.
1463. *Presented by the British Museum.*

Rhamphastos ariel.

Rhamphastos ariel, Vigors, in *Zool. Journ.* ii. p. 466; Gould,
Monogr. Rhamph. pl. 12.

THE ARIEL TOUCAN.

Hab. Brazil.

* *Cf. Garrod, P. Z. S.* 1878, p. 462; Forbes, *P. Z. S.* 1882, p. 94; Selater,
Cat. B. Brit. Mus. xix. pp. 124-160.

† A skeleton of *Rhamphastos dicolorus* is figured by Dr. A. B. Meyer, in
his 'Abbildungen von Vogel-Skeletten,' Lief. xv. Taf. cxlii.

595. Natural skeleton of female : mounted.
Presented by Mr. J. Abrahams.
596. Skeleton of male. *Presented by Mr. J. Abrahams.*
597. Skeleton of female. *Presented by Mr. J. Abrahams.*
598. Skeleton. O. C. 1459 A. *Purchased.*

Rhamphastos carinatus.

Rhamphastos carinatus, Swains. Zool. Illustr. i. pl. 45 : Gould,
 Monogr. Rhamph. pl. 2.

THE SULPHUR-BREASTED TOUCAN.

Hab. Central America from Mexico to Panama.

599. Natural skeleton of male : mounted.
Presented by Mr. J. Abrahams.

Rhamphastos cuvieri.

Rhamphastos cuvieri, Wagler, Syst. Av., *Rhamphastos*, sp. 5
 (1827); Gould, Monogr. Rhamph. pl. 2 (1835); ScL. & Salv.
 Nomencl. Av. Neotr. p. 108 (1873).

CUVIER'S TOUCAN.

Hab. Upper Amazonia.

600. Mandible, bisected, with horny sheath. O. C. 1463 A.

Rhamphastos erythrorhynchus.

Rhamphastos erythrorhynchus, Gmelin, Syst. Nat. i. p. 355 (1788);
 Gould, Monogr. Rhamph. pl. 6.

THE RED-BILLED TOUCAN.

Hab. Guiana and Lower Amazonia.

601. Skull. O. C. 1464. *Presented by the British Museum.*
602. Horny sheath of upper mandible. O. C. 1465.
Presented by the British Museum.

Rhamphastos erythrorhynchus.

603. Horny sheath of upper and lower mandibles. O. C. 1461.
Presented by the British Museum.
604. Skull, with horny sheath of mandibles attached. O. C.
1462. *Presented by the British Museum.*

Genus **AULACORHAMPHUS.**

Gray, List Gen. B. p. 50 (1840).

Aulacorhamphus prasinus.

Pteroglossus prasinus, Gould, Monogr. Rhamph. pl. 47.

Aulacorhamphus prasinus (Gould), Sel. & Salv. Nomencl. Av.
Neotr. p. 109 (1873).

THE GOLDEN-GREEN GROOVE-BILLED TOUCAN.

Hab. Central America, from Mexico to Guatemala.

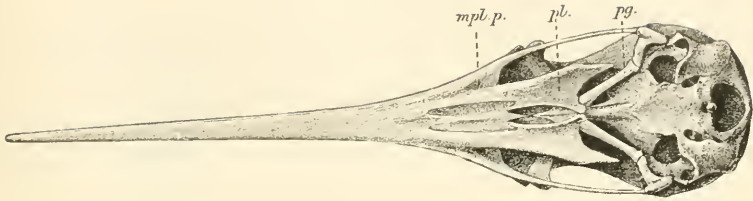
605. Skeleton. From Guatemala. [Cranium, sternum, and
pelvis exhibited in separate series.]
Presented by Osbert Salvin, Esq., F.R.S.
606. Cranium of above specimen. S. S. 2118.
607. Pelvis of above specimen.
608. Sternum of above specimen (with right coracoid and
scapula). S. S. 2119.

Suborder V. *UPUPÆ.*

[*Cf.* Seebohm, *t. c.* p. 7, and Birds of Japanese Empire, p. 158.]

- A. Deep plantar tendons free.
- B. Episternal process perforated to receive the feet of the
coracoids.
- C. Palate desmognathous.
- D. Oil-gland tufted.
- E. Spinal feather-tract forked on the upper back.

Fig. 33.

Ventral aspect of skull of *Upupa epops* (enlarged). Letters as before.

Family UPUPIDÆ.

Genus **UPUPA.**

Brisson, Ornith. ii. p. 455 (1760).

Upupa epops.

Upupa epops, Linnæus, Syst. Nat. i. p. 183 (1766); Dresser,
B. Eur. v. p. 179 (1871).

THE HOOPOE.

Hab. Southern and Central Europe and Asia, to China and
North-western India.

609. Natural skeleton: mounted (ribs and toes defective). O. C.
1514. *South Collection.*
610. Skeleton. From Bremen. O. C. 1514 A.
Presented by Dr. Otto Finsch.
611. Skeleton. O. C. 1514 B. *Stores, 1868.*
612. Skull. O. C. 1514 c. *Presented by Prof. Flower, F.R.S.*
613. Skull. O. C. 1516.
Presented by William Horne Clift, Esq.
614. Skull. O. C. 1515. *Hunterian.*
615. Skull of adult female. From South Germany.
Purchased.
616. Skull of young female. From South Germany.
Purchased.

Upupa epops.

617. Sternum. S. S. 1722.

Presented by P. L. Sclater, Esq., F.R.S.

618. Sternum, with right coracoid. From Calcutta.

Presented by Dr. J. Anderson, F.R.S.

Order II. COLUMBÆ*.

A. Palate schizognathous.

B. Nasals schizorhinal.

C. Basipterygoid processes present.

Suborder I. COLUMBÆ.

Genus **CARPOPHAGA.**

Selby, in Jardine's Nat. Libr., Ornith. v. p. 112 (1835).

Carpophaga rubricera.*Carpophaga rubricera*, Tristram, Ibis, 1882, p. 144, n. 79; Salvad. Orn. Papuasias, iii. p. 557, 1882.

THE NEW-IRELAND FRUIT-PIGEON.

Hab. New Ireland.619. Sternum, with shoulder-girdle. New Ireland (*J. Brazier*).
S. S. 2444. *Presented by P. L. Sclater, Esq., F.R.S.***Carpophaga sylvatica.***Columba sylvatica*, Tickell, J. A. S. Beng. ii. p. 581 (1833).
Carpophaga sylvatica, Jerd. B. Ind. iii. p. 455 (1864).

THE GREEN IMPERIAL PIGEON.

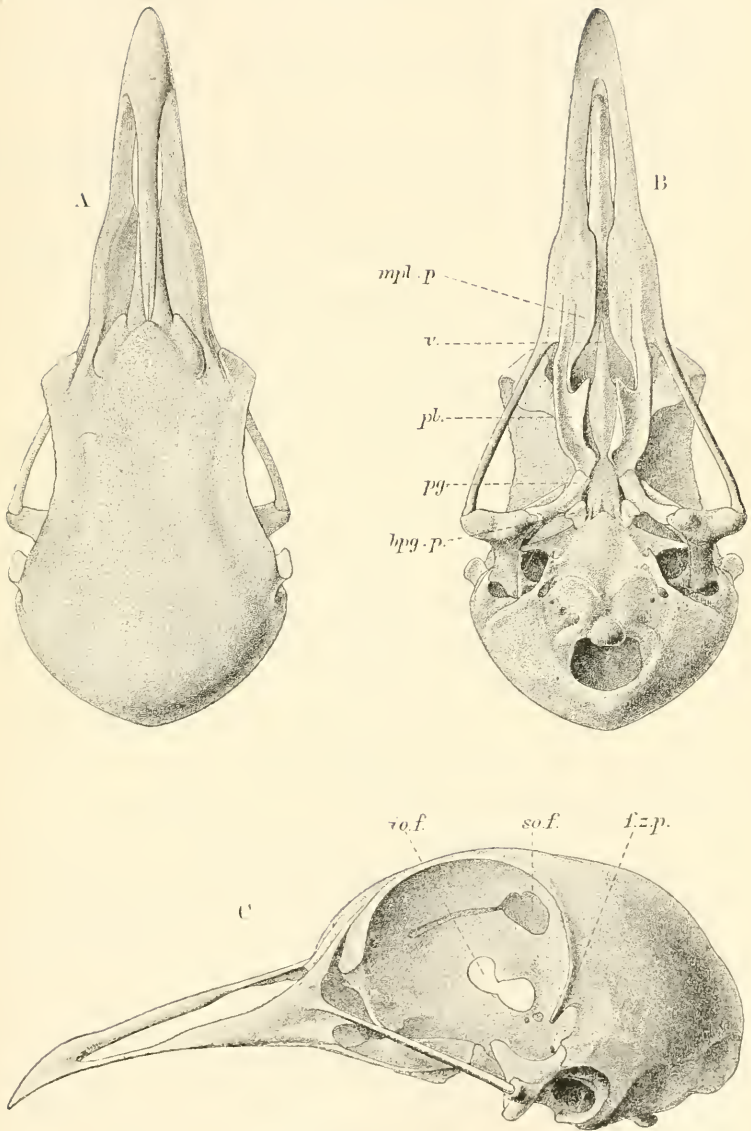
Hab. India.620. Sternum of male, with shoulder-girdle.
*From the Zoological Society.*Genus **MEGALOPREPIA.**

Reichenbach, Natürl. Syst. Vögel, p. xxvi (1852).

Megaloprepia magnifica.*Columba magnifica*, Temminek, Trans. Linn. Soc. vol. xiii. p. 125.

* Cf. Lydekker, Cat. Fossil B. Brit. Mus. p. 123 (1891).

Fig. 34.



Cranium of *Columba palumbus*. Letters as before.

Megaloprepia magnifica.

Megaloprepia magnifica (Temm.), Gould, Handb. B. Austr. ii. p. 110 (1865).

THE MAGNIFICENT FRUIT-PIGEON.

Hab. Australia.

621. Sternum of female, with shoulder-girdle, wanting left coracoid and scapula. From Clarence River, N. S. Wales (*E. P. Ramsay*). S. S. 1069.

Presented by P. L. Sclater, Esq., F.R.S.

Genus **LOPHOLAIMUS.**

Gray in Gould's B. Austr. v. pl. 61 (1841).

Lopholaimus antarcticus.

Columba antarctica, Shaw, Zool. New Holl. pl. 5.

Lopholaimus antarcticus (Shaw), Gould, Handb. B. Austr. ii. p. 116 (1865).

THE DOUBLE-CRESTED PIGEON.

Hab. Australia.

622. Sternum of a female, with shoulder-girdle, wanting left coracoid and scapula. From Clarence River, N. S. Wales (*E. P. Ramsay*). S. S. 1067.

Presented by P. L. Sclater, Esq., F.R.S.

Genus **PTILOPUS.**

Strickland, Ann. Mag. N. H. vii. p. 36 (1841).

Ptilopus melanocephalus.

Columba melanocephala, Gmelin, Syst. Nat. ii. p. 781 (1788).

Ptilopus melanocephalus, Schlegel, Mus. Pays-Bas, Columbæ, p. 28 (1873).

THE BLACK-HEADED FRUIT-PIGEON.

Hab. Indo-Malayan Islands.

623. Sternum of male, with shoulder-girdle.

From the Zoological Society.

Ptilopus fasciatus.

Ptilonopus fasciatus, Peale; Cassin, U. S. Explor. Exped., Birds, p. 271 (1858); Finsch & Hartl. Faun. Centralpolyn. p. 115 (1867); Whitmee, Ibis, 1875, p. 442.

THE BANDED FRUIT-PIGEON.

Hab. Samoa.

624. Skeleton. From Samoa. O. C. 1427 F. Stores, 1868.

Ptilopus swainsoni.*Ptilinopus swainsonii*, Gould, P. Z. S. 1842, p. 18; id. Handb. B. Austr. ii. p. 106 (1865).

SWAINSON'S FRUIT-PIGEON.

Hab. Australia.

625. Sternum of male, with shoulder-girdle. From Richmond River, N. S. Wales (
- E. P. Ramsay*
-). S. S. 1694.
-
- Presented by P. L. Selater, Esq., F.R.S.*

Genus **CROCOPUS.**

Bonaparte, Consp. Av. ii. p. 11 (1857).

Crocopus phœnicopterus.*Columba phœnicoptera*, Latham, Ind. Orn. ii. p. 597 (1790).
Crocopus phœnicopterus, Jerd. B. Ind. iii. p. 447 (1864).

THE BENGAL GREEN PIGEON.

Hab. Northern India.

626. Sternum, with shoulder-girdle. From Nepal. S. S. 1857.
-
- Presented by B. H. Hodgson, Esq.*
-
627. Sternum, with shoulder-girdle. S. S. 996.
-
- Presented by P. L. Selater, Esq., F.R.S.*
-
- 627 A. Sternum. From Nepal. [S. n.
- T. sancti thomæ*
- .]
-
- Presented by B. H. Hodgson, Esq.*

Genus **COLUMBA.**

Linnæus, Syst. Nat. i. p. 279 (1766).

Columba œnas.*Columba œnas*, Linnæus, Syst. Nat. i. p. 279 (1766).
Columba œnas (Linn.), Dresser, B. Eur. vii. p. 23 (1876).

THE STOCK-DOVE.

Columba œnas.*Hab.* Europe and Western Asia.

628. Sternum and shoulder-girdle, wanting right coracoid and scapula. S. S. 835. *Purchased.*

Columba livia.

Columba livia, Bonnaterre, Encycl. Méth. i. p. 227 (1790);
Dresser, B. Eur. vii. p. 11 (1879).

THE ROCK-PIGEON.*Hab.* British Islands.

629. Skull. O. C. 1435. *Purchased.*
630. Skull. O. C. 1435 A.

a. Domestic Pigeons*.

631. Skeleton. O. C. 1429 A. *Hunterian.*
632. Natural skeleton: mounted. O. C. 1428. *Hunterian.*
633, 634, 635. Natural skeletons: mounted. O. C. 1428 A, B, C.
Yarrell Coll.
636. Natural skeleton: mounted. O. C. 1429. *South Coll.*
637. Natural skeleton of 'Carrier' Pigeon: mounted. O. C.
1430. *Purchased.*
638. Natural skeleton of 'Tumbler' Pigeon: mounted. O. C.
1431. *Hunterian.*

Columba palumbus.

Columba palumbus, Linnæus, Syst. Nat. i. p. 282 (1766); Dresser,
B. Eur. vii. p. 3 (1878).

THE RING-DOVE OR WOOD-PIGEON.*Hab.* British Islands.

639. Skeleton. From Northumberland. O. C. 1433 D.
Presented by Rev. H. H. Slater.
640. Skull. O. C. 1433. *Hunterian.*
641. Skull. O. C. 1443 B. *Received in exchange.*
642. Skull. O. C. 1443 C. *Purchased.*

* Cf. Meyer, Abbild. Vogel-Skel. i. Taf. xxxii., lix., exii. (races of Domestic Pigeons).

643, 644, 645. Skulls, one longitudinally bisected. *Purchased.*

646. Sternum, with right coracoid and scapula. S. S. 836.
Purchased.

Columba guinea.

Columba guinea, Linnæus, Syst. Nat. i. p. 282 (1766); Hartl.
Orn. Westafr. p. 194 (1857).

THE TRIANGULAR-SPOTTED PIGEON.

Hab. West Africa.

647. Sternum of male, with shoulder-girdle.
From the Zoological Society.

Columba leucocephala.

Columba leucocephala, Linnæus, Syst. Nat. i. p. 281 (1766); Cory,
Birds West Indies, p. 209 (1889).

THE WHITE-CROWNED PIGEON.

Hab. West Indies.

648. Sternum of female, with shoulder-girdle.
Presented by the Smithsonian Institution.

649. Sternum, with shoulder-girdle.
Presented by the Smithsonian Institution.

Columba caribæa.

Columba caribæa, Gmelin, Syst. Nat. ii. p. 773 (1788); Cory,
Birds West Indies, p. 211 (1889).

THE RING-TAILED PIGEON.

Hab. Jamaica and Porto Rico.

650. Sternum of male. *Presented by the Smithsonian Institution.*

Columba inornata.

Columba inornata, Vigers, Zool. Journ. iii. p. 446 (1827); Sel. &
Salv. Nomencl. Av. Neotr. p. 132 (1873); Cory, Birds West
Indies, p. 211 (1889).

THE CUBAN PIGEON.

Hab. Jamaica and S. Domingo.

Columba inornata.

651, 652. Sterna of males, with shoulder-girdles.

Presented by the Smithsonian Institution.

Genus **ECTOPISTES.**

Swainson, Zool. Journ. iii. p. 362 (1828).

Ectopistes migratorius.

Columba migratoria, Linnæus, Syst. Nat. i. p. 285 (1766).

Ectopistes migratoria, Baird, Brewer, & Ridgw. N. Am. B. iii. p. 368 (1874).

THE PASSENGER PIGEON.

Hab. N. America.

653. Sternum, with shoulder-girdle, wanting left coracoid and scapula. S. S. 1276.

Presented by the Smithsonian Institution.

Genus **ŒENA.**

Swainson, Classification of Birds, ii. p. 349 (1837).

Œena capensis.

Columba capensis, Linnæus, Syst. Nat. i. p. 286 (1766).

Œena capensis, Sharpe, ed. Layard's Birds S. Africa, p. 572 (1884).

THE CAPE DOVE.

Hab. Africa.

654. Natural skeleton of female: mounted.

Presented by Mr. J. Abrahams.

655. Natural skeleton of male. *Presented by Mr. J. Abrahams.*

Genus **GEOPELIA.**

Swainson, Classification of Birds, ii. p. 348 (1837).

Geopelia tranquilla.

Geopelia tranquilla, Gould, P. Z. S. 1844, p. 56; id. Handb. B. Austr. ii. p. 144 (1865); Salvad. Orn. Papuasias, iii. p. 154 (1882).

THE PEACEFUL DOVE.

Hab. Australia.

656. Sternum of male, with shoulder-girdle (right scapula broken).
From Clarence River, N. S. Wales (*E. P. Ramsay*).
S. S. 927. *Presented by P. L. Sclater, Esq., F.R.S.*

Geopelia cuneata.

Columba cuneata, Gmelin, Syst. Nat. ii. p. 785 (1788).

Geopelia cuneata, Gould, Birds Austr. v. pl. 74 (1845).

THE GRACEFUL GROUND-DOVE.

Hab. Australia.

657. Natural skeleton of female : mounted.
Presented by Mr. J. Abrahams.

Geopelia humeralis.

Columba humeralis, Temminck, Pl. Col. iv. pl. 191 (1823).

Geopelia humeralis, Gould, Birds Austr. v. pl. 72 (1844).

THE BARRED-SHOULDERED DOVE.

Hab. Australia.

658. Sternum, with shoulder-girdle. Palmer, N. S. Wales
(*E. P. Ramsay*). S. S. 925.
Presented by P. L. Sclater, Esq., F.R.S.

Geopelia striata.

Columba striata, Linnæus, Syst. Nat. i. p. 282 (1766).

Geopelia striata, Salvad. Orn. Pap. iii. p. 155 (1882).

THE BARRED DOVE.

Hab. India and the Moluccas.

659. Natural skeleton of male : mounted.
Presented by Mr. J. Abrahams.
660. Sternum of female, with shoulder-girdle.
From the Zoological Society.

Genus **MACROPYGIA.**

Swainson, Classification of Birds, ii. p. 348 (1837).

Macropygia phasianella.

Columba phasianella, Temminck, Pl. Col. 100.

Macropygia phasianella, Gould, Handb. B. Austr. ii. p. 148 (1865).

THE PHEASANT-TAILED PIGEON.

Hab. New South Wales.

661. Sternum of female, with shoulder-girdle, wanting left scapula. Richmond River, N. S. Wales (*E. P. Ramsay*). S. S. 1357. *Presented by P. L. Selater, Esq., F.R.S.*

Genus **TURTUR.**

Selby, Nat. Libr., Ornith. v. p. 169 (1835).

Turtur turtur.

Columba turtur, Linnæus, Syst. Nat. i. p. 284 (1766).

THE TURTLE-DOVE.

Hab. Europe.

662. Sternum. S. S. 837. *Purchased.*

Turtur rupicola.

Columba rupicola, Pallas, Zoogr. Rosso-Asiat. i. p. 566 (1811).

Turtur rupicola, David & Oust. Ois. Chin. p. 385 (1877).

THE ASIATIC TURTLE-DOVE.

Hab. Northern Asia to China and Japan.

663. Skeleton, from Shanghai. O. C. 1435 B. *Presented by Consul Swinhoe, F.R.S.*

Genus **ZENAIDA.**

Bonaparte, Comp. List B. Eur. & N. A. p. 41 (1838).

Zenaida zenaida.

Columba zenaida, Bp. Journ. Philad. Acad. v. p. 30 (1825).

Zenaida amabilis, Bonaparte, List B. Eur. & N. Am. p. 38 (1838) ;
 Sclater & Salvin, Nomencl. Av. Neotr. p. 132 (1873).

THE ZENAIDA DOVE.

Hab. West Indies, Florida Keys and coast of Yucatan.

664. Sternum of female, with shoulder-girdle, wanting left coracoid. S. S. 1461.

Presented by the Smithsonian Institution.

Genus **MELOPELIA.**

Bonaparte, Consp. Gen. Av. ii. p. 81 (1854).

Melopelia leucoptera.

Columba leucoptera, Linnæus, Syst. Nat. i. p. 281 (1766).

Melopelia leucoptera, Cory, B. West Indies, p. 216 (1889).

THE WHITE-WINGED DOVE.

Hab. Cuba, Jamaica. and San Domingo.

665. Sternum, with shoulder-girdle, wanting left coracoid and scapula. S. S. 1459.

Presented by the Smithsonian Institution.

Genus **CHAMÆPELIA.**

Reichenbach, Natürl. Syst. Vögel, p. xxiv (1852).

Chamæpelina passerina.

Columba passerina, Linnæus, Syst. Nat. i. p. 285 (1766).

Chamæpelina passerina, Baird, Brewer, & Ridgway, N. Am. B. iii.
 p. 389 (1874).

THE PASSERINE GROUND-DOVE.

Hab. Southern United States to the West Indies and Northern South America.

666. Sternum of female, with shoulder-girdle, wanting left coracoid, scapula, and furcula. S. S. 1460.

Presented by the Smithsonian Institution.

Genus **LEPTOPTILA.**

Gray, List Gen. B. p. 75 (1841).

Leptoptila jamaicensis.*Columba jamaicensis*, Linnæus, Syst. Nat. i. p. 283 (1766).*Engyptila jamaicensis*, Cory, B. West Ind. p. 212 (1889).

THE WHITE-FRONTED DOVE.

Hab. Jamaica.

667. Sternum, with shoulder-girdle, wanting left coracoid. S. S.
1463. *Presented by the Smithsonian Institution.*
668. Sternum.
669. Sternum of male, with right coracoid and scapula. S. S.
1462. *Presented by the Smithsonian Institution.*

Genus **GEOTRYGON.**

Gosse, B. Jamaica, p. 316 (1847).

Geotrygon cristata.*Columba cristata*, Temminck, Hist. Gén. Pigeons, p. 449 (1813-15).*Geotrygon cristata*, Cory, Birds West Indies, p. 218 (1889).

THE CRESTED GROUND-DOVE.

Hab. Jamaica.

670. Sternum of male, with shoulder-girdle.
Presented by the Smithsonian Institution.

Geotrygon montana.*Columba montana*, Linnæus, Syst. Nat. i. p. 281 (1766).*Geotrygon montana*, Cory, Birds West Indies, p. 219 (1889).

THE RED GROUND-DOVE.

Hab. Antilles.

- 671, 672. Sterna of males, with shoulder-girdles.
Presented by the Smithsonian Institution.

673. Sternum of female, with shoulder-girdle.
Presented by the Smithsonian Institution.
674. Sternum of male, with shoulder-girdle.
Presented by the Smithsonian Institution.
675. Sternum, with shoulder-girdle, wanting left coracoid and scapula. S. S. 1017. *Purchased.*

Genus **CHALCOPELIA.**

Bonaparte, Consp. Gen. Av. ii. p. 67 (1854).

Chalcopelia afra.*Columba afra*, Linnæus, Syst. Nat. i. p. 284 (1766).*Chalcopelia afra*, Sharpe, ed. Layard's B. S. Afr. p. 570 (1884).

THE BRONZE-SPOTTED DOVE.

Hab. Africa.

676. Sternum of female, with shoulder-girdle. S. S. 2155.
From the Zoological Society.

Genus **OCYPHAPS.**

Gould, P. Z. S. 1842, p. 20.

Ocyphaps lophotes.*Columba lophotes*, Temminck, Pl. Col. 142.*Ocyphaps lophotes* (Temm.), Gould, Handb. B. Austr. ii. p. 139 (1865).

THE CRESTED PIGEON.

Hab. Australia.

677. Sternum, with shoulder-girdle, wanting left coracoid and scapula. S. S. 1016. *Purchased.*

Genus **CHALCOPHAPS.**

Gould, B. Austr. v. pl. 62 (1843).

Chalcophaps indica.*Columba indica*, Linnæus, Syst. Nat. i. p. 284 (1766).*Chalcophaps indica* (L.), Salvadori, Orn. Pap. iii. p. 173 (1882).

Chalcophaps indica.

THE GREEN-WINGED DOVE.

Hab. India, through the Malay countries to the Moluccas and New Guinea.

678. Sternum, with shoulder-girdle, wanting left coracoid and scapula. S. S. 1013. *Purchased.*

Chalcophaps chrysochlora.

Columba chrysochlora, Wagler, Syst. Av., *Columba*, sp. 79 (excl. syn.) (1827).

Chalcophaps chrysochlora (Wagl.), Salvadori, Orn. Pap. iii. p. 169 (1882).

THE LITTLE GREEN-WINGED DOVE.

Hab. Anstralia, Papuan Islands, and the Moluccas.

679. Sternum of female, with shoulder-girdle.
From the Zoological Society.

680. Sternum of female. From Clarence River, N. S. Wales.
Presented by Dr. E. P. Ramsay.

Genus **PHAPS.**

Selby in Jardine's Nat. Libr., Ornith. v. p. 194, pl. xxi. (1835).

Phaps chalcoptera.

Columba chalcoptera, Latham, Ind. Orn. ii. p. 604 (1790).

Phaps chalcoptera (Lath.), Gould, Handb. B. Austr. ii. p. 122 (1865).

THE BRONZE-WINGED PIGEON.

Hab. Australia.

- 681, 682. Skeletons of males. *Presented by Mr. J. Abrahams.*
683. Skeleton. From Western Australia. O. C. 1427 A.
Gould Collection.
684. Skeleton. O. C. 1427 B. *Gould Collection.*
685. Skull of female. *Presented by Mr. J. Abrahams.*
686. Sternum, with shoulder-girdle. S. S. 2167.
From the Zoological Society.

Phaps elegans.

Columba elegans, Temminck, Les Pigeons, fol. p. 56, pl. 22.

Phaps elegans (Temm.), Gould, Handb. B. Austr. ii. p. 125 (1865).

THE BRUSH BRONZE-WING PIGEON.

Hab. Australia.

687. Natural skeleton : mounted. O. C. 1427.

Gould Collection.

Genus **LEUCOSARCIA.**

Gould, B. Austr. v. pl. 63 (1843).

Leucosarcia picata.

Columba picata et *C. melanoleuca*, Latham, Ind. Orn., Suppl. p. lix (1801).

Leucosarcia picata (Lath.), Gould, Handb. B. Austr. ii. p. 120 (1865).

THE WONGA-WONGA PIGEON.

Hab. New South Wales.

688. Sternum of male, with shoulder-girdle. From Clarence River, N. S. Wales. *Presented by Dr. E. P. Ramsay.*

689. Sternum, with shoulder-girdle, wanting left coracoid and scapula. S. S. 1007. *Purchased.*

Genus **PHLOGÆNAS.**

Selater, P. Z. S. 1861, p. 366.

Phlogœnas crinigera.

Pampusanna crinigera, Pucheran, Voy. Pôle Sud, iii. p. 118 (1853).

Phlogœnas crinigera, Tweeddale, P. Z. S. 1877, p. 833.

BARTLETT'S PIGEON.

Hab. Sooloo Islands and Philippines.

690. Bones of trunk. *From the Zoological Society.*

691. Sternum, with shoulder-girdle. S. S. 997.

Presented by P. L. Selater, Esq., F.R.S.

Genus **CALCENAS.**

Gray, List Gen. B. p. 59 (1840).

Calœnas nicobarica.*Columba nicobarica*, Linnæus, Syst. Nat. i. p. 283 (1766).*Calœnas nicobarica*, Salvadori, Orn. Pap. iii. p. 209 (1882).

THE NICOBAR PIGEON.

Hab. Malay Archipelago to the Moluccas and Papuan Islands

692. Sternum of female, with shoulder-girdle. S. S. 2158.

*From the Zoological Society.*Genus **STARNCENAS.**

Bonaparte, Comp. List B. Eur. & N. A. p. 41 (1838).

Starnœnas cyanocephala.*Columba cyanocephala*, Linnæus, Syst. Nat. i. p. 282 (1766).*Starnœnas cyanocephala*, Cory, Birds West Indies, p. 221 (1889).

THE BLUE-HEADED PIGEON.

Hab. Cuba.

693. Sternum of female, with shoulder-girdle. S. S. 2045.

*From the Zoological Society.*Genus **GOURA** *.

Stephens, Gen. Zool. xi. pt. 1, p. 119 (1819).

Goura coronata.*Columba coronata*, Linnæus, Syst. Nat. i. p. 282 (1766).*Goura coronata* (L.), Salvadori, Orn. Pap. iii. p. 191 (1882); Eyton, Osteol. Av. pl. 1 6; Meyer, Abbild. Vogel-Skelet. i. Taf. lvii.

THE COMMON CROWNED PIGEON.

Hab. New Guinea.

694. Articulated skeleton : mounted. O. C. 1424.

*Brookes Collection.** *Cf.* Meyer, Abbild. Vogel-Skeletten, i. Taf. lvi. (*Goura victorie*).

695. Bones of trunk. O. C. 1425. *Hunterian.*
696. Sternum. O. C. 1426. *Hunterian.*
697. Sternum, with shoulder-girdle, without left coracoid and scapula. S. S. 1765. *Stores.*
698. Pelvis. O. C. 1426 A.
699. Pelvis (bisected). O. C. 1426 B.

Genus **DIDUNCULUS.**

Peale, U.S. Expl. Exped. viii. p. 208, pl. lx. (1848).

Didunculus strigirostris.

Gnathodon strigirostris, Jardine, Ann. & Mag. Nat. Hist. xvi. p. 175, pl. 9 (1845).

Didunculus strigirostris (Jard.), Gould, Handb. B. Austr. ii. p. 556 (1865).

THE TOOTH-BILLED PIGEON.

Hab. Samoa Islands.

700. Natural skeleton : mounted. Specimen figured in Owen's Memoir on the Dodo (Trans. Zool. Soc. vi. pls. ii., iii. fig. 2). O. C. 1424A. *Presented by Dr. George Bennett.*

Suborder II. *DIDI.*

Genus **DIDUS.**

Linnæus, Syst. Nat. i. p. 267 (1766).

Didus ineptus.

Didus ineptus, Linnæus, Syst. Nat. i. p. 267 (1766); Strickl. & Melville, Dodo and its Kindred, p. 1, pls. v.-xii. (1848); Owen, Trans. Zool. Soc. vol. vi. pp. 49-85 (1866); Clark, Ibis, 1866, p. 141; Milne-Edwards, Ann. Sci. Nat. 1866, v. pp. 355-380, pls. xiii.-xviii.

THE DODO.

Didus ineptus.*Hab.* Mauritius.

701. Skeleton (imperfect). From the Mare aux Songes. O. C.
A. 1424 A. *Purchased.*
702. Various bones (some exhibited in separate series). O. C.
A. 1424 B. *Presented by the Bishop of Mauritius.*
703. Cast of head. A. 1424 B a. From the original in the
Oxford Museum. *Purchased.*
704. Sternum (injured). S. S. 1522.
Presented by the Bishop of Mauritius.
705. Cast of bones of the foot. O. C., A. 1424 B b. *Purchased.*

Genus **PEZOPHAPS.**

Strickland & Melville, Dodo and its Kindred, p. 46 (1848).

Pezophaps solitarius.*Didus solitarius*, Gmelin, Syst. Nat. ii. p. 728 (1788).

Pezophaps solitarius, Strickl. & Melville, Dodo and its Kindred,
p. 46, pls. xiii.-xv. (1848); A. Newton, P. Z. S. 1865, p. 715;
A. & E. Newton, Phil. Trans. vol. elix. pp. 327-362, pls. xv.-
xxiv. (1869); E. Newt. & J. W. Clark. *op. cit.* clxviii. pp. 438-
451, pls. xlv.-l. (1879).

THE SOLITAIRE.

Hab. Rodriguez.

- 706, 707. Skeletons of male and female. A. 1424 D, E. Collected
in Rodriguez by Rev. H. H. Slater (Transit of Venus
Exped. 1874). *Presented by the Royal Society.*
708. Various bones. O. C., A. 1424 F. From Rodriguez.
Collected by the Rev. H. H. Slater.
709. Various bones. O. C., A. 1424 c.
Presented by Sir Edward Newton, K.C.M.G.

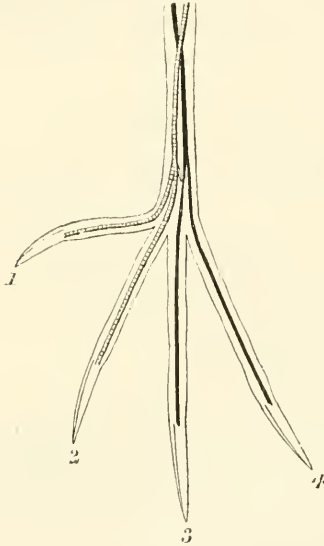
Order III. TROGONES*.

[Cf. Seebohm, *t. c.* p. 8; and Birds of Japanese Empire, p. 159.]

- A. Second digit reversed. The front plantar (*flexor perforans digitorum*) split into two to lead to the two front toes, and the hind plantar (*flexor longus hallucis*) split to lead into the two hind-toes.
- B. Palate schizognathous.

Fig. 35.

F.P. F.H.

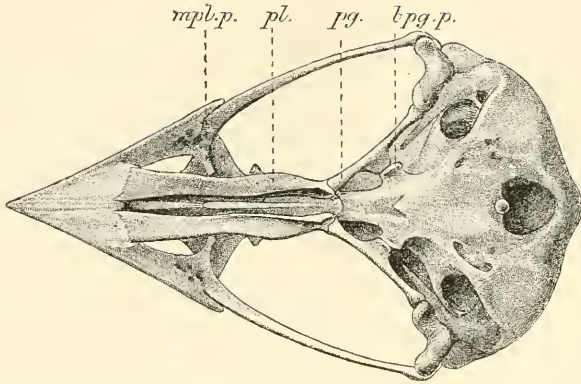


Left foot of *Harpactes duvauceli*, to show the plantar tendons.
F.P. Flexor perforans digitorum. *F.H.* Flexor longus hallucis.

- C. Basipterygoid processes present.
- D. Spinal feather-tract well defined from nape to oil-gland, and not forked.
- E. Young, when hatched, helpless, and not passing through a downy stage.

* Cf. Forbes, P. Z. S. 1881, p. 836; Eytton, Osteol. Av. pl. 12. fig. 2 (palatine bones of *Harpactes reinwardti*).

Fig. 36.



Ventral aspect of cranium of *Trogon puella* (enlarged). Letters as before.

Genus **TROGON** *.

Linnæus, Syst. Nat. i. p. 167 (1766).

Trogon mexicanus.

Trogon mexicanus, Swainson, Phil. Mag. p. 440 (1827); Gould,
Monogr. Trogon. pl. 7 (1875).

THE MEXICAN TROGON.

Hab. Mexico.

710. Skeleton. From Guatemala. O. C. 1467 c.

Presented by Osbert Salvin, Esq., F.R.S.

711. Sternum. S. S. 2446.

Presented by Osbert Salvin, Esq., F.R.S.

Trogon puella.

Trogon puella, Gould, Proc. Zool. Soc. 1845, p. 18; id. Monogr.
Trogon. pl. 11 (1875).

THE RAY-TAILED TROGON.

Hab. Central America.

* Cf. Eyton, Osteol. Av. pl. 4 B (skeleton of *Trogon melanocephalus*).

712. Skeleton. From Guatemala. O. C. 1467 B.
Presented by Osbert Salvin, Esq., F.R.S.

Order IV. COCCYGES.

[*Cf.* Seebohm, *t. c.* p. 10.]

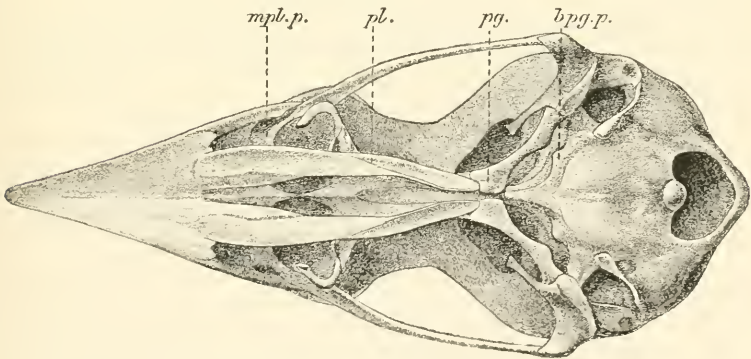
- A. Palate desmognathous.
- B. Basipterygoid processes absent.
- C. Hallux always present, and connected with the *flexor longus hallucis*, and not with the *flexor perforans digitorum*, which leads to the second, third, and fourth digits.
- D. Young, when hatched, helpless, and passing through a downy stage before acquiring feathers.

Suborder I. MUSOPHAGI*.

[*Cf.* Seebohm, *t. c.* p. 11.]

- A. Palate desmognathous.

Fig. 37.



Ventral aspect of cranium of *Musophaga violacea* (enlarged).

Letters as before.

- B. Plantars Galline.
- C. Spinal tract well defined on neck, and not forked on back.
- D. Oil-gland tufted.

* *Cf.* Eyton, *Osteol. Av.* pl. 2 E, pl. 13, fig. 2 (*Turacus gijax*).

Genus **MUSOPHAGA.**

Isert, Journ. Phys. Paris, xxxiv. p. 458 (1789).

Musophaga violacea.

Musophaga violacea, Isert, Schrift. ges. Naturf. Freund. Berlin, iii. p. 18, pl. i. (1789); Shelley, Cat. B. Brit. Mus. xix. p. 448 (1891).

THE VIOLET TOURACO.

Hab. West Africa.

713. Articulated skeleton : mounted. From West Africa. O. C. 1467 A.

Prepared from a specimen which died in the Zoological Gardens.

Musophaga, sp.

714. Skull. O. C. 1467.

Purchased.

Genus **TURACUS.**

Cuvier, Leçons d'Anat. Comp. i. pl. ii. (1800).

Turacus persa.

Cuculus persa, Linnæus, Syst. Nat. i. p. 171 (1766).

Turacus persa (L.), Shelley, Cat. B. Brit. Mus. xix. p. 437 (1891).

THE GREEN-CRESTED TOURACO.

Hab. West Africa.

715. Sternum. S. S. 2404.

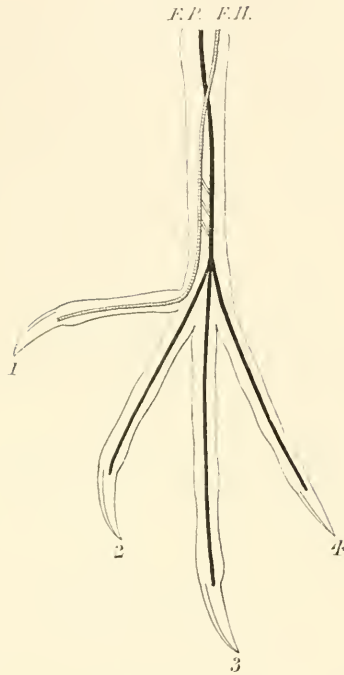
Presented by P. L. Sclater, Esq., F.R.S.

Suborder II. *CUCULI.*

[*Cf.* Seebohm, *t. c.* p. 12.]

- A. Basipterygoid processes absent.
- B. Feet zygodactyle.
- C. Plantars Galline.
- D. Oil-gland present, but nude.
- E. Palate desmognathous.

Fig. 38.



Left foot of *Eudynamis cyanocephala*, to show the arrangement of the plantar tendons. Letters as before.

Family CUCULIDÆ.

Subfamily CUCULINÆ.

Genus **COCCYSTES.**

Gloger, Hand- und Hilfsb. p. 203 (1842).

Coccytes glandarius.

Cuculus glandarius, Linnæus, Syst. Nat. i. p. 169, no. 5 (1766);

Eyton, Osteol. Av. pl. 4 E.

Coccytes glandarius (L.), Shelley, Cat. B. Brit. Mus. xix. p. 312 (1891).

THE GREAT SPOTTED CUCKOO.

Coccytes glandarius.

Hab. S.W. Europe and N. Africa.

716. Skeleton of female. From Soohag, Upper Egypt, Feb. 3, 1874. O. C. 1477 B.

Presented by Professor Flower, F.R.S.

717. Sternum, with shoulder-girdle. From Soohag. S. S. 2593.

Presented by Professor Flower, F.R.S.

Coccytes coromandus.

Cuculus coromandus, Linnæus, Syst. Nat. i. p. 171 (1766).

Coccytes coromandus (L.), Shelley, Cat. B. Brit. Mus. xix. p. 214 (1891).

THE RED-WINGED CRESTED CUCKOO.

Hab. Indian Peninsula and Ceylon, Burma, China, Malay Peninsula, and Borneo.

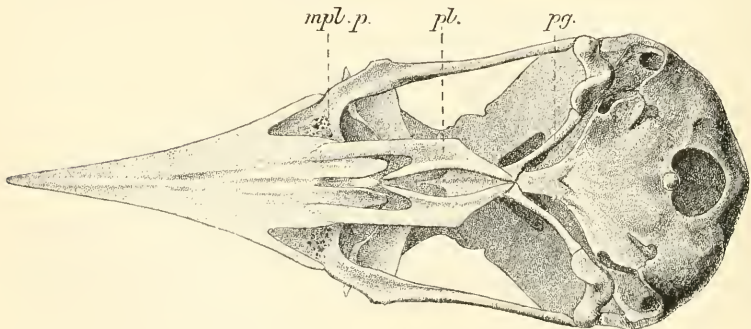
718. Sternum (with right scapula). Nepal. S. S. 1866.

Presented by B. H. Hodgson, Esq.

Genus **CUCULUS.**

Brisson, Ornith. iv. p. 105 (1760).

Fig. 39.



Ventral aspect of cranium of *Cuculus canorus* (enlarged). Letters as before.

Cuculus canorus.

Cuculus canorus, Linnæus, Syst. Nat. i. p. 168 (1766); Shelley, Cat. B. Brit. Mus. xix. p. 245 (1891).

THE CUCKOO.

Hab. Europe and Northern Asia, wintering in Africa, India, and the Moluccas.

719. Natural skeleton: mounted. O. C. 1476. *South Collection.*

720. Skull of female. From Germany. *Purchased.*

720 A. Skull. O. C. 1476 B. *Purchased.*

721. Sternum of male, with shoulder-girdle (wanting right scapula). S. S. 1887.

Presented by Dr. J. Anderson, F.R.S.

722. Sternum, with shoulder-girdle. S. S. 1302.

Presented by Prof. Parker, F.R.S.

723. Sternum. From Nepal. *Presented by B. H. Hodgson, Esq.*

Cuculus pallidus.

Columba pallida, Latham, Gen. Syn., Suppl. ii. p. 270 (1801).

Cuculus pallidus, Shelley, Cat. B. Brit. Mus. xix. p. 261 (1891).

THE AUSTRALIAN CUCKOO.

Hab. Australia and Tasmania.

724. Skeleton. From Tasmania. O. C. 1476 c.

Gould Collection.

725. Skull. From Tasmania.

Gould Collection.

Genus **CACOMANTIS.**

S. Müll. Verh. Nat. Gesch. Land- en Volkenk. p. 177 (1842).

Cacomantis flabelliformis.

Cuculus flabelliformis, Lath. Ind. Orn., Suppl. ii. p. 30 (1801).

Cocomantis flabelliformis, Shelley, Cat. B. Brit. Mus. xix. p. 266 (1891).

725 A. Sternum of female, with shoulder-girdle. From Dobroyde, N. S. Wales (*E. P. Ramsay*). S. S. 941.

Presented by P. L. Selater, Esq., F.R.S.

Genus **CHALCOCOCCYX.**

Cabanis, Mus. Hein. iv. pt. 1, p. 15 (1862).

Chalcococcyx plagosus.*Cuculus plagosus*, Latham, Ind. Orn., Suppl. p. xxxi (1801).*Lamprococcyx plagosus* (Lath.), Gould, Handb. B. Austr. i. p. 623 (1865).*Chalcococcyx plagosus* (Lath.), Shelley, Cat. B. Brit. Mus. xix. p. 297 (1891).**THE BRONZE CUCKOO.***Hab.* Australia.

726. Skeleton of male. From Western Australia. O. C. 1476 D.
Gould Collection.

Genus **COCCYZUS.**

Vieillot, Analyse, p. 28 (1816).

Coccyzus americanus.*Cuculus americanus*, Linnæus, Syst. Nat. i. p. 170 (1766).*Coccyzus americanus* (L.), Shelley, Cat. B. Brit. Mus. xix. p. 308 (1891).**THE YELLOW-BILLED CUCKOO.***Hab.* N. America, wintering in S. America.

727. Sternum, with shoulder-girdle (wanting right and left scapulae). S. S. 1446.
Presented by the Smithsonian Institution.

Genus **EUDYNAMIS.**

Vigors & Horsfield, Trans. Linn. Soc. xv. p. 303 (1826).

Eudynamis cyanocephala.*Cuculus cyanocephalus*, Latham, Ind. Orn., Suppl. ii. p. 30 (1801).*Eudynamis cyanocephalus*, Shelley, Cat. B. Brit. Mus. xix. p. 324 (1891).**THE AUSTRALIAN KOEL.***Hab.* Australia.

728. Skeleton of female. O. C. 1477 D.
From the Zoological Society.
729. Sternum. O. C. 1477 c. *Presented by Dr. E. P. Ramsay.*

730. Sternum (with right coracoid and left scapula). Clarence River, New South Wales (*E. P. Ramsay*). S. S. 1354.
Presented by P. L. Selater, Esq., F.R.S.

Eudynamis honorata.

Cuculus honoratus, Linnaeus, Syst. Nat. i. p. 169 (1766).
Eudynamis honorata (L.), Shelley, Cat. B. Brit. Mus. xix. p. 316 (1891).

THE INDIAN KOEL.

Hab. Indian Peninsula and Ceylon.

731. Sternum of male (with right coracoid). S. S. 1893.
Presented by Dr. J. Anderson, F.R.S.

Genus **SCYTHROPS.**

Latham, Index Ornith. i. p. 141 (1790).

Scythrops novæ hollandiæ.

Scythrops novæ hollandiæ, Latham, Ind. Orn. i. p. 141 (1790);
Shelley, Cat. B. Brit. Mus. xix. p. 330 (1891).

THE CHANNEL-BILL CUCKOO.

Hab. Australia to the Molucca Islands.

732. Sternum of female (with right coracoid and scapula).
From Richmond River, N. S. Wales (*E. P. Ramsay*).
S. S. 1355. *Presented by P. L. Selater, Esq., F.R.S.*

Subfamily CENTROPODINÆ.

Genus **CENTROPUS.**

Illiger, Prodrumus, p. 205 (1811).

Centropus phasianus.

Cuculus phasianus, Latham, Ind. Orn., Suppl. ii. p. 30 (1801).
Centropus phasianus (Lath.), Shelley, Cat. B. Brit. Mus. xix. p. 340 (1891).

THE PHEASANT COUCAL.

Hab. Australia.

733. Sternum of male, with shoulder-girdle. From Richmond River, N. S. Wales (*E. P. Ramsay*). S. S. 1353.
Presented by P. L. Selater, Esq., F.R.S.

Centropus ateralbus.

Centropus ateralbus, Lesson, Féruss. Bull. Sc. Nat. vii. p. 113 (1826).

Nesocentor ateralbus (Lesson), Salvadori, Orn. Papuasias, i. p. 384 (1880).

THE PIED COUCAL.

Hab. New Ireland and New Britain.

734. Sternum, with shoulder-girdle. From New Ireland.
S. S. 2440. Presented by P. L. Sclater, Esq., F.R.S.

Centropus, sp.

735. Skeleton. O. C. 1477 A. Stores, 1868.

Centropus bengalensis.

Cuculus bengalensis, Gmelin, Syst. Nat. i. p. 412 (1788).

Centropus bengalensis (Gm.), Shelley, Cat. B. Brit. Mus. xix. p. 352 (1891).

THE INDIAN COUCAL.

Hab. India and the Burmese countries to China.

736. Sternum of female (with left coracoid and scapula).
S. S. 1882. Presented by Dr. J. Anderson, F.R.S.

Subfamily PHENICOPHAINÆ*.

Genus **SAUROTHERA.**

Vieillot, Analyse, pp. 28, 70 (1816).

Saurothera vetula.

Cuculus vetula, Linnæus, Syst. Nat. i. p. 169 (1766).

Saurothera vetula (L.), Cory, B. W. Ind. p. 18 (1885); Shelley,
Cat. B. Brit. Mus. xix. p. 370 (1891).

THE JAMAICA CUCKOO.

Hab. Jamaica.

* Meyer, Abbild. Vogel-Skelet. Lief. iii. Taf. xviii. (*Lepidogrammus cumingi*).

737. Skeleton (imperfect). *Presented by H. E. Dresser, Esq.*
738. Sternum of female, with shoulder-girdle. S. S. 1447.
Presented by the Smithsonian Institution.

Genus **HYETORNIS.**

Sclater, Cat. Am. Birds, p. 321 (1862).

Hyetornis pluvialis.

Cuculus pluvialis, Gmelin, Syst. Nat. i. p. 411 (1788).

Hyetornis pluvialis (Gm.), Cory, List B. W. Ind. i. p. 19 (1885);
Shelley, Cat. B. Brit. Mus. xix. p. 372 (1891).

THE RAIN CUCKOO.

Hab. Jamaica.

739. Sternum of male (with right coracoid and scapula).
S. S. 1448. *Presented by the Smithsonian Institution.*

Genus **TACCOCUA.**

Lesson, Traité d'Orn. p. 143 (1831).

Taccocua sirkee.

Centropus sirkee, Gray, Ill. Ind. Zool. i. pl. 28 (1830).

Taccocua sirkee (Gm.), Jerd. B. Ind. i. p. 353 (1862); Shelley,
Cat. B. Brit. Mus. xix. p. 387 (1891).

THE BENGAL SIRKEER.

Hab. India.

740. Sternum of female (with right coracoid and scapula).
S. S. 1915. *Presented by Dr. J. Anderson, F.R.S.*

Subfamily NEOMORPHINÆ.

Genus **GEOCOCCYX.**

Wagler, Isis, p. 524 (1831). Cf. Shufeldt, Journ. Anat. & Phys. xx. p. 244; Eyton, Osteol. Av. pl. 5 E (*G. mexicanus*).

Geococcyx affinis.

Geococcyx affinis, Hartlaub, Rev. Zool. 1844, p. 215; Shelley, Cat. B. Brit. Mus. xix. p. 241 (1891).

THE MEXICAN GROUND-CUCKOO.

Hab. Mexico and Guatemala.

741. Skeleton. From Guatemala.

Presented by Osbert Salvin, Esq., F.R.S.

742, 743, 744. Skull, sternum, and pelvis of above specimen. S. S. 2130-2132.

Presented by Osbert Salvin, Esq., F.R.S.

Subfamily CROTOPHAGINÆ.

Genus **CROTOPHAGA.**

Linnaeus, Syst. Nat. i. p. 154 (1766).

Crotophaga ani.

Crotophaga ani, Linnaeus, *l. c.*; Selater & Salvin, Nomencl. Av. Neotrop. p. 107 (1873); Shelley, Cat. B. Brit. Mus. xix. p. 429 (1891).

THE GREAT SAVANA CUCKOO.

Hab. Southern United States; Central America to South America.

745. Sternum, with shoulder-girdle. From Jamaica. S. S. 1243. *Gosse Collection.*

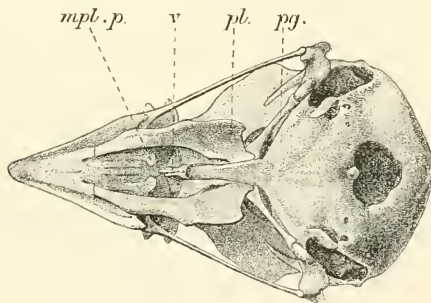
Subclass *CORACIIFORMES*.[*Cf.* Seebohm, *Classif. B.* p. 19.]

Order I. PICARIÆ.

Suborder I. *HALCYONES*.Family *COLIIDÆ* *.

- A. Palate desmognathous.
- B. Basipterygoid processes absent.
- C. Sternum with four notches on the posterior margin.
- D. All the toes directed forwards, the first probably reversible.
- E. Hallux present, and connected with the *flexor perforans digitorum* : the two plantar tendons blended.

Fig. 40.



Ventral view of skull of *Colius capensis* (enlarged). Letters as before.

- F. Spinal feather-tract well defined on neck and not forked on the back : no bare tracts on the breast.

* *Cf.* Murie, *Ibis*, 1872, pp. 262-280, pl. x.; Garrod, *P. Z. S.* 1876, pp. 416-420; Forbes, *Ibis*, 1881, p. 24.

Genus **COLIUS** *.

Brisson, Ornith. iii. p. 304 (1760).

Colius colius.*Loxia colius*, Linnaeus, Syst. Nat. i. p. 301 (1766).*Colius capensis*, Gmelin, Syst. Nat. i. p. 842 (1788); Sharpe, ed.
Layard's Birds S. Afr. pp. 552, 853 (1884).

THE CAPE COLY.

Hab. South Africa.

746. Natural skeleton : mounted. O. C. A. 1478 A.

Purchased.

747. Natural skeleton of male : mounted.

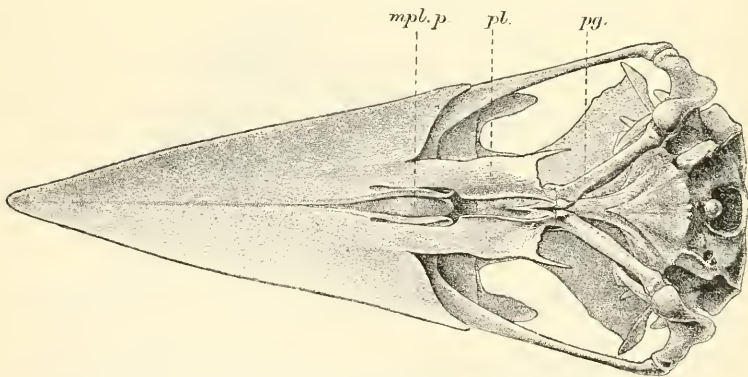
Presented by Mr. J. Abrahams.

Family ALCEDINIDÆ †.

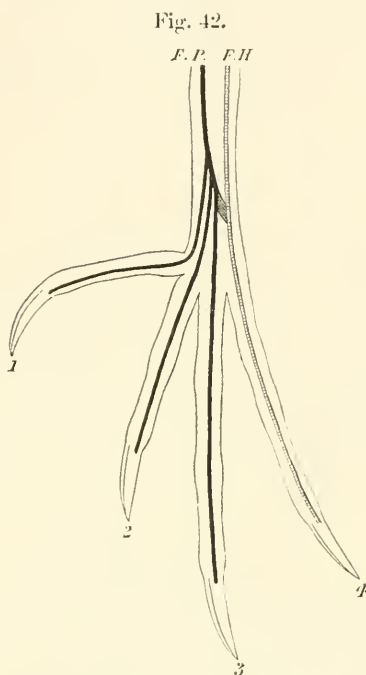
A. Palate desmognathous.

B. Basipterygoid processes absent.

Fig. 41.

Ventral aspect of skull of *Dacelo gigas*. Letters as before.* Cf. Meyer, Abbild. Vogel-Skelet. Lief. x. Taf. xciii. (*Colius nigricollis*).† Cf. Murie, 'Anatomy of the Kingfishers'; Garrod, P. Z. S. 1873, p. 629, 1874, p. 510; Meyer, Abbild. Vogel-Skelet. Lief. iii. Taf. xvi. (*Cittura sanghirensis*), Taf. xvii. (*Tanysiptera galatea* and *Souromartia gaudichaudi*).

- C. Feet anisodactyle. Hallux connected with the *flexor perforans digitorum*.



Left foot of *Dacelo gigas*, to show plantar tendons. Letters as before.

- D. Spinal feather-tract well defined on neck, and not forked on the back: ventral feather-tract not only split in the centre, but also on each side of the breast by bare tracts.

Genus **ALCEDO**.

Linnaeus, Syst. Nat. i. p. 178 (1766).

Alcedo ispida*

Alcedo ispida, Linnaeus, Syst. Nat. i. p. 179 (1766); Sharpe, Monogr. Alced. p. 1, pl. 1 (1870); Eyton, Osteol. Av. pl. 5 B. fig. 2.

THE COMMON KINGFISHER.

Hab. Europe.

* Cf. Meyer, Abbild. Vogel-Skelet. Lief. vii. Taf. lxxiii. (*Alcedo ispidoides*).

Alcedo ispida.

748. Articulated skeleton. O. C. 1479. *South Collection.*
749. Natural skeleton: mounted. O. C. 1478.
Presented by Sir Anthony Carlisle, F.R.S.
750. Skeleton. O. C. 1478 c. *Purchased.*
751. Skull. O. C. 1478 B. *Purchased.*
752. Skull of male. Alps. *Purchased.*
753. Skull of female. South Germany. *Purchased.*
754. Sternum, with shoulder-girdle.
From the Zoological Society.
755. Sternum, with shoulder-girdle. *Purchased.*
756. Sternum, with shoulder-girdle. S. S. 1033. *Purchased.*

Alcedo bengalensis.

Alcedo bengalensis, Gmelin, Syst. Nat. i. p. 450 (1788); Sharpe,
Monogr. Alced. p. 11, pl. 2 (1870).

THE LITTLE INDIAN KINGFISHER.

Hab. The greater part of Asia. Indian Peninsula, Malayan Archipelago, China, and Japan.

757. Sternum of male, with shoulder-girdle, wanting left scapula.
S. S. 1877. *Presented by Dr. J. Anderson, F.R.S.*

Genus ALCYONE.

Swainson, Classif. of B. ii. p. 336 (1837).

Alcyone azurea.

Alcedo azurea, Latham, Ind. Orn., Suppl. ii. p. xxxii (1801).
Alcyone azurea, Sharpe, Monogr. Alced. p. 41, pl. 13 (1870).

THE AZURE KINGFISHER.

Hab. Australia.

758. Sternum of male, with shoulder-girdle. From Clarence River, N. S. Wales (*E. P. Ramsay*). S. S. 1359.
Presented by P. L. Sclater, Esq., F.R.S.

Genus **CERYLE.**

Boie, *Isis*, p. 316 (1828).

Ceryle rudis.

Alcedo rudis, Linnæus, *Syst. Nat.* i. p. 181 (1766).

Ceryle rudis, Sharpe, *Monogr. Alced.* p. 61, pl. 19 (1871).

THE PIED KINGFISHER.

Hab. From Persia and Asia Minor to Palestine and Egypt, and throughout Africa.

759. Sternum, with shoulder-girdle. Egypt. S. S. 2596.
Presented by Professor Flower, F.R.S.

Ceryle maxima.

Alcedo maxima, Pallas, *Spicil. Zool.* fasc. iv. p. 14 (1769).

Ceryle maxima, Sharpe, *Monogr. Alced.* p. 67, pl. 20 (1869).

THE GREAT AFRICAN KINGFISHER.

Hab. Africa.

760. Skull. Cape Colony. O. C. 1482 B.
Presented by F. R. Surtess, Esq.

Ceryle alcyon *.

Alcedo alcyon, Linnæus, *Syst. Nat.* i. p. 180 (1766).

Ceryle alcyon, Sharpe, *Monogr. Alced.* p. 79, pl. 23 (1868).

THE BELTED KINGFISHER.

Hab. North and Central America.

761. Sternum. *Presented by the Smithsonian Institution.*
762. Sternum, with shoulder-girdle. From Jamaica. S. S. 1240.
Gosse Collection.

* (*Cf.* Shufeldt, *Journ. Anat. and Phys.* xvii. p. 379).

Ceryle amazona.

Alcedo amazona, Latham, Ind. Orn. i. p. 237 (1790).

Ceryle amazona, Sharpe, Monogr. Alced. p. 83, pl. 24 (1869).

THE AMAZON GREEN KINGFISHER.

Hab. Central and South America.

763. Skeleton. From Guatemala. [Cranium and sternum exhibited in separate series.]

Presented by Osbert Salvin, Esq., F.R.S.

764. Cranium of above specimen. S. S. 2133.

Presented by Osbert Salvin, Esq., F.R.S.

765. Sternum of above specimen. S. S. 2134.

Presented by Osbert Salvin, Esq., F.R.S.

Genus CEYX.

Lacépède, Mém. l'Inst. iii. p. 511 (1801).

Ceyx solitaria.

Ceyx solitaria, Temminck, Pl. Col. 595; Sharpe, Monogr. Alced. p. 115, pl. 38 (1868).

THE SOLITARY KINGFISHER.

Hab. Papuasias and the Moluccas.

766. Skeleton. From New Ireland; collected by Mr. Brazier.

Presented by P. L. Sclater, Esq., F.R.S.

Genus HALCYON.

Swainson, Zool. Illustr. i. pl. 27. (1820-21).

Halcyon smyrnensis.

Alcedo smyrnensis, Linnæus, Syst. Nat. i. p. 181 (1766).

Halcyon smyrnensis, Sharpe, Monogr. Alced. p. 161, pl. 59 (1870).

THE WHITE-BREASTED KINGFISHER.

Hab. From Asia Minor to India and Malaisia, extending to South China.

767. Sternum of male, with shoulder-girdle, wanting right scapula. S. S. 1896.

Presented by Dr. J. Anderson, F.R.S.

Halcyon macleayi.

Halcyon macleayi, Jardine et Selby, Ill. Orn. pl. 101.

Halcyon macleayi, Sharpe, Monogr. Alced. p. 207, pl. 78 (1870).

MACLEAY'S KINGFISHER.

Hab. Australia.

768. Sternum of male, with shoulder-girdle. From Clarence River, N. S. Wales (*E. P. Ramsay*). S. S. 1075.

Presented by P. L. Selater, Esq., F.R.S.

Halcyon saurophaga.

Halcyon saurophagus, Gould, Proc. Zool. Soc. 1843, p. 103.

Halcyon albicilla, Sharpe, Monogr. Alced. p. 197, pl. 73 (1871, pt.).

THE WHITE-AND-GREEN KINGFISHER.

Hab. Papuan Islands.

769. Sternum, with shoulder-girdle. From New Ireland. S. S. 2557. *Presented by P. L. Selater, Esq., F.R.S.*

Halcyon chloris.

Alcedo chloris, Boddaert, Tabl. Pl. Enl. p. 49 (1783).

Halcyon chloris, Sharpe, Monogr. Alced. p. 229, pl. 87 (1870).

THE WHITE-COLLARED KINGFISHER.

Hab. Indo-Malayan Region and Austro-Malayan Islands.

770. Sternum, with shoulder-girdle. New Ireland. S. S. 2558. *Presented by P. L. Selater, Esq., F.R.S.*

Halcyon sanctus.

Halcyon sanctus, Vig. et Horsf. Trans. Linn. Soc. xv. p. 206
(1826); Sharpe, Monogr. Alced. p. 239, pl. 91 (1870).

THE SACRED KINGFISHER.

Hab. Australia and Austro-Malayan Islands.

771. Skeleton. From Western Australia. O. C. 1480 A.
Gould Collection.
772. Sternum, with shoulder-girdle. New Ireland. S. S. 2559.
Presented by P. L. Sclater, Esq., F.R.S.

Genus **DACELO.**

Leach, Zool. Misc. ii. p. 125, pl. 106 (1815).

Dacelo gigas.

Alcedo gigas, Boddaert, Tabl. des Pl. Enl. p. 40 (1783).
Dacelo gigas, Sharpe, Monogr. Alced. p. 285, pl. 112 (1870).

THE LAUGHING KINGFISHER.

Hab. Australia.

773. Skeleton of male. *Presented by Mr. J. Abrahams.*
774. Articulated skeleton: mounted. O. C. 1481. *Hunterian.*
775. Skull. O. C. 1482. *Presented by Dr. George Bennett.*
776. Cranium. O. C. 1482 A. *Presented by C. E. Porter, Esq.*
777. Sternum of female, with shoulder-girdle (wanting left coracoid and scapula). Clarence River, N. S. Wales (*E. P. Ramsay*). S. S. 920.
Presented by P. L. Sclater, Esq., F.R.S.

Family **MOMOTIDÆ** *.

- A. Palate desmognathous.
B. Basipterygoid processes absent.

* Cf. Garrod, P. Z. S. 1878, pp. 100-102.

- C. Sternum with four notches on posterior margin converted into foramina.
 D. Spinal feather-tract well defined on neck and not forked on upper back.
 E. Hallux always present, and connected with the *flexor perforans digitorum*.

Genus **MOMOTUS** *.

Brisson, Orn. iv. p. 465 (1760).

Momotus lessoni.

Momotus lessoni, Lesson, Revue Zool. 1842, p. 174; Sci. & Salv. Nomencl. Av. p. 102 (1873).

LESSON'S MOTMOT.

Hab. Central America.

778. Skeleton. Guatemala. [Skull and sternum exhibited in separate series.]
Presented by Osbert Salvin, Esq., F.R.S.
779. Cranium of above specimen. S. S. 2124.
Presented by Osbert Salvin, Esq., F.R.S.
780. Sternum, with shoulder-girdle, of above specimen. S. S. 2125.
Presented by Osbert Salvin, Esq., F.R.S.

Genus **EUMOMOTA**.

Sclater, P. Z. S. 1857, p. 257.

Eumomota superciliaris.

Prionites (Crypticus) superciliaris, Jardine & Selby, Illustr. Orn. iv. pl. 18.

Eumomota superciliaris, Sci. & Salv. Nomencl. Av. p. 103 (1873).

THE EYEBROWED MOTMOT.

Hab. Central America.

* Cf. Eyton, Osteol. Av. pl. 12. fig. 12 (palatine bones of *M. brasiliensis*).

Eumomota superciliaris.

781. Skeleton. From Guatemala. [Sternum and pelvis exhibited in separate series.]

Presented by Osbert Salvin, Esq., F.R.S.

782. Sternum of above specimen, with shoulder-girdle. S. S. 2116.

Presented by Osbert Salvin, Esq., F.R.S.

783. Pelvis of above specimen.

Presented by Osbert Salvin, Esq., F.R.S.

Family TODIDÆ *.

- A. Palate desmognathous.
- B. Basipterygoid processes absent.
- C. Sternum, with four notches on the posterior margin, open, and not converted into foramina.
- D. Hallux present and connected with the *flexor perforans digitorum*.
- E. Spinal feather-tract well defined on neck, and not forked on the back.

(Genus **TODUS**.)

Brisson, Orn. iv. p. 528 (1760).

Todus viridis.

Todus viridis, Linnæus, Syst. Nat. i. p. 178 (1766); Eyton. Osteol. Av. pl. 5 B. fig. 1; Cory, Birds West Indies, p. 164 (1889).

THE GREEN TODY.

Hab. Jamaica.

784. Sternum of male, with shoulder-girdle. S. S. 1466.

Presented by the Smithsonian Institution.

* Murie, P. Z. S. 1872, pp. 664-680. pl. iv.; Forbes. P. Z. S. 1882, pp. 442-450.

Suborder II. *CORACIÆ*.[*Cf.* Seebohm, *Classif. B.* p. 21.]

Family CYPSELIDÆ*.

- A. Palate ægithognathous.
- B. Basipterygoid processes absent.
- C. All four toes directed forwards.
- D. Hallux present and connected with the *flexor perforans digitorum*.
- E. Spinal feather-tract well defined on the neck, but forked on the upper back.

Genus **CYPSELUS**.Illiger, *Prodromus*, p. 229 (1811).**Cypselus apus.***Hirundo apus*, Linnæus, *Syst. Nat.* i. p. 344 (1766).*Cypselus apus*, Sclater, *P. Z. S.* 1865, p. 594; Eyton, *Osteol. Av.* pl. A *bis*.

THE COMMON SWIFT.

Hab. Europe and Western Asia, wintering in Africa.

- 785. Skeleton. O. C. 1517 A. *Yarrell Coll.*
- 786. Natural skeleton : mounted (toes defective). O. C. 1517. *South Coll.*
- 787. Skeleton. O. C. 1517 B. *Purchased.*
- 788. Skull. O. C. 1818. *Purchased.*
- 789. Sternum, with shoulder-girdle. S. S. 1252. *Presented by Professor W. K. Parker, F.R.S.*
- 790. Hyoidean arch.

* *Cf.* Sclater, *P. Z. S.* 1865, p. 594; Forbes, *Ibis*, 1882, p. 389; Shufeldt, *P. Z. S.* 1885, p. 886, 1886, p. 501; Lucas, *Auk*, iii. p. 444; Shufeldt, *Auk*, iii. p. 491, iv. p. 8; Stejneger, *Auk*, iv. p. 170; Lucas, *Auk*, iv. p. 171, vi. p. 8; Parker, *Zool.* 1889, pp. 91-95. *Cf.* also Meyer, *Abbild. Vogel-Skelet.* i. Taf. xlvi. (*Collocalia fuciphaga*).

Genus **PANYPTILA.**

Cabanis, Arch. f. Naturgesch. xiii. pt. 1, p. 345 (1847).

Panyptila melanoleuca.

Cypselus melanoleucus, Baird, Proc. Philad. Acad. 1854, p. 118.

Panyptila melanoleuca, Selater, Proc. Zool. Soc. 1865, p. 607.

THE WHITE-THROATED SWIFT.

Hab. Western United States to Central America.

791. Bones of right and left pes (*cf.* Selater, *t. c.* p. 596).

Presented by P. L. Selater, Esq., F.R.S.

Genus **CHÆTURA** *.

Stephens, Gen. Zool. xiii. pt. 2, p. 76 (1825).

Chætura caudacuta.

Hirundo caudacuta, Latham, Ind. Orn., Suppl. p. 57 (1801).

Chætura caudacuta, Gould, Handb. B. Austr. i. p. 103 (1865).

THE SPINE-TAILED SWIFT.

Hab. E. Australia and Tasmania.

792. Skeleton. From Australia. O. C. 1517 c. *Gould Coll.*

793. Sternum of female, with shoulder-girdle. Richmond River, N. S. Wales (*E. P. Ramsay*). S. S. 1356.

Presented by P. L. Selater, Esq., F.R.S.

Genus **MACROPTERYX** †.

Swainson, Zool. Illustr. ser. 2, p. 11, pl. xlvii. (1831).

Macropteryx coronata.

Hirundo coronata, Tickell, J. A. S. Beng. ii. p. 580 (1833).

Macropteryx coronata, Oates, ed. Hume's Nests and Eggs Ind. B. iii. p. 36 (1890).

THE INDIAN CRESTED SWIFT.

Hab. India.

794. Sternum of male, with shoulder-girdle. S. S. 1890.

Presented by Dr. J. Anderson, F.R.S.

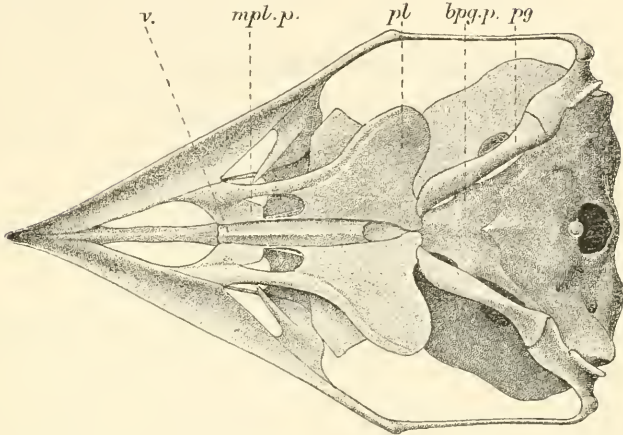
* *Cf.* Selater, P. Z. S. 1865, p. 596.

† *Cf.* Selater, P. Z. S. 1865, p. 595; Lucas, Auk, vi. p. 13 (1889).

Family CAPRIMULGIDÆ*.

- A. Palate agithognathous, the vomer truncated behind.
 B. Basipterygoid processes present.

Fig. 43.



Ventral aspect of cranium of *Caprimulgus europæus* (enlarged), to show vomer. Letters as before.

- C. Hallux present and connected with the *flexor perforans digitorum*.
 D. Spinal feather-tract well defined on the neck, but forked on the upper back.

Genus **NYCTIBIUS**.

Vielliot, Analyse, pp. 38-70 (1816).

Nyctibius jamaicensis.

Caprimulgus jamaicensis, Gmelin, Syst. Nat. ii. p. 1029 (1788).

Nyctibius jamaicensis, Cory, Birds West Indies, p. 133 (1889).

THE JAMAICA NIGHT-HAWK.

Hab. Jamaica.

* Cf. Sclater, Proc. Zool. Soc. 1866, pp. 123-145; Shufeldt, *op. cit.* 1885, p. 835.

Nyctibius jamaicensis.

795. Sternum, with shoulder-girdle. Jamaica. S. S. 1239.
Gosse Collection.
796. Bones of digits of left foot (*cf.* Sclater, P. Z. S. 1866,
p. 125).
Presented by P. L. Sclater, Esq., F.R.S.

Genus **CAPRIMULGUS.**

Brisson, Orn. ii. p. 470 (1760).

Caprimulgus europæus.

Caprimulgus europæus, Linnæus, Syst. Nat. i. p. 346 (1766);
Dresser, Birds Eur. iv. p. 261 (1875).

THE COMMON NIGHTJAR.

Hab. Europe, eastwards to Persia and Turkestan, wintering
in South Africa.

797. Skeleton. O. C. 1524. *South Coll.*
798. Skeleton. O. C. 1524 A. *Yarrell Coll.*
799. Skeleton. O. C. 1524 C. *Stores, 1868.*
800. Skull. O. C. 1524 B. *Purchased.*
801. Skull (end of mandible wanting). O. C. 1525.
Hunterian.
802. Skull of female. From Germany. *Purchased.*
803. Sternum, with shoulder-girdle. S. S. 1251. *Purchased.*

Caprimulgus monticolus.

Caprimulgus monticolus, Franklin, P. Z. S. 1830-31, p. 116; Jerd.
B. Ind. i. p. 198 (1862).

FRANKLIN'S NIGHTJAR.

Hab. India to Barmah and Tenasserim.

804. Sternum of female, with right coracoid and scapula. S. S.
1883. *Presented by Dr. J. Anderson, F.R.S.*

Genus **ANTROSTOMUS.**

Nuttall, Man. Orn. U. S. ed. 2, Land Birds, p. 739 (Boston, 1840).

Antrostomus vociferus.

Caprimulgus vociferus, Wilson, Amer. Orn. v. p. 71, pl. 41, figs. 1-3 (1812).

Antrostomus vociferus, Sclater, Proc. Zool. Soc. 1866, p. 137.

THE WHIP-POOR-WILL.

Hab. Central and Eastern United States to Central America.

805. Bones of digits of foot (*cf.* Sclater, P. Z. S. 1866, p. 125).
Presented by P. L. Sclater, Esq., F.R.S.

Genus **CHORDEILES.**

Swainson, Fauna Bor.-Am. (Birds), p. 496 (1831).

Chordeiles texensis.

Chordeiles texensis, Lawrence, Ann. Lyc. N. York, vi. p. 167 (1856); A. O. U. Check-list N. Amer. B. p. 221.

THE TEXAN NIGHTJAR.

Hab. Central America.

806. Skeleton. From Guatemala. [Sternum exhibited in separate series.] Presented by Osbert Salvin, Esq., F.R.S.
807. Skeleton. From Guatemala.
Presented by Osbert Salvin, Esq., F.R.S.
808. Sternum, with shoulder-girdle, of above specimen. S. S. 2122. Presented by Osbert Salvin, Esq., F.R.S.
809. Bones of foot. (*Cf.* P. Z. S. 1866, p. 134.)
Presented by P. L. Sclater, Esq., F.R.S.

Genus **NYCTIDROMUS.**

Gould, Icones Av. part 2 (1838).

Nyctidromus albicollis.

Caprimulgus albicollis, Gmelin, Syst. Nat. i. p. 1030 (1788).

Nyctidromus albicollis, Sclater & Salvin, Nomencl. Av. p. 97 (1873).

THE WHITE-NECKED NIGHTJAR OF PARANQUE.

Nyctidromus albicollis.

Hab. Central and South America.

810. Bones of foot. (*Cf.* Sclater, P. Z. S. 1866, p. 124.)
Presented by P. L. Sclater, Esq., F.R.S.

Genus **EUROSTOPODUS.**

Gould, P. Z. S. 1837, p. 142.

Eurostopodus maculatus.

Caprimulgus albogularis, Vigors & Horsfield, Trans. Linn. Soc. xv. p. 194 (1825).

Eurostopodus albogularis, Gould, Handb. B. Austr. i. p. 96 (1865).

THE WHITE-THROATED NIGHTJAR.

Hab. Australia.

811. Skeleton (not quite perfect). O. C. 1525 A.
Gould Collection.

Genus **ÆGOTHELES.**

Vigors & Horsfield, Trans. Linn. Soc. xv. p. 194 (1826).

Ægotheles novæ-hollandiæ.

Caprimulgus novæ-hollandiæ, Latham, Ind. Orn. ii. p. 588 (1873).

Ægotheles novæ-hollandiæ, Gould, Handb. B. Austr. i. p. 79 (1865).

THE OWLET NIGHTJAR.

Hab. S. Australia and Tasmania.

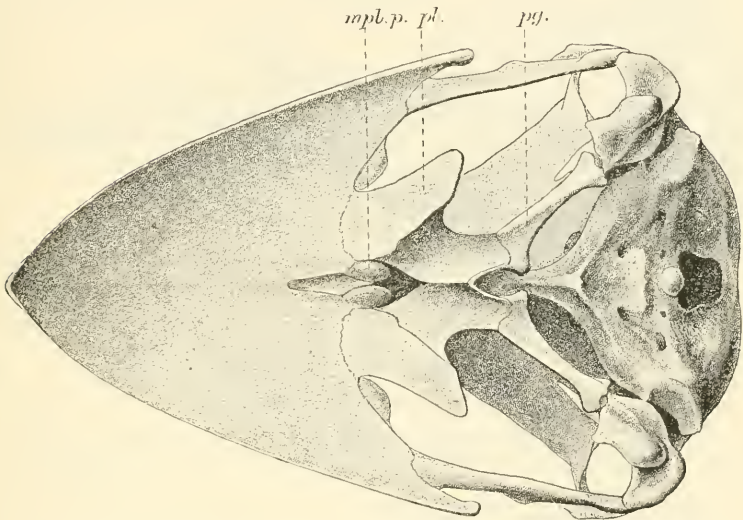
812. Skeleton. From Tasmania. O. C. 1527. *Hunterian.*
813. Natural skeleton: mounted. O. C. 1526.
Gould Collection.

Family PODARGIDÆ *.

[*Cf.* Seebohm, *Classif. B.* p. 21.]

- A. Palate desmognathous.
- B. Basipterygoid processes absent.
- C. Hallux present and connected with the *flexor perforans digitorum*.

Fig. 44.



Ventral aspect of skull of *Podargus strigoides* (enlarged). Letters as before.

- D. Spinal feather-tract well defined on the neck, but forked on the upper back.
- E. Powder-down patches on each side of the rump.

Genus **PODARGUS.**

Vieillot, *Nouv. Dict. d'Hist. Nat.* xxvii. p. 151 (1818).

Podargus strigoides.

Caprimulgus strigoides, Latham, *Ind. Orn.*, Suppl. p. 58.

Podargus strigoides, Gould, *Handb. B. Austr.* i. p. 84 (1865).

THE TAWNY-SHOULDERED PODARGUS.

* *Cf.* Eytton, *Osteol. Av.* pl. 1 B (skeleton of *Podargus humeralis*).

Podargus strigoides.*Hab.* New South Wales.

814. Skeleton. O. C. 1528 B. *Gould Collection.*
815. Skull. O. C. 1528 A. From Clarence River, N. S. Wales.
Presented by C. E. Porter, Esq.
816. Sternum. From New South Wales.
Presented by Dr. E. P. Ramsay.

Podargus cuvieri.

Podargus cuvieri, Vigors & Horsfield, Trans. Linn. Soc. xv. p. 200 ;
Gould, Handb. B. Austr. i. p. 87 (1865).

CUVIER'S PODARGUS.*Hab.* Tasmania.

817. Natural skeleton: mounted: with horny parts of mandible
and tongue preserved. O. C. 1528. *Gould Collection.*

Podargus plumiferus.

Podargus plumiferus, Gould, P. Z. S. xiii. p. 104 ; Gould, Handb.
B. Austr. i. p. 93 (1865).

THE PLUMED PODARGUS.*Hab.* New South Wales.

818. Sternum, with right coracoid and scapula. From Clarence
River, N. S. Wales. S. S. 1305.
Presented by Dr. E. P. Ramsay.

Family STEATORNITHIDÆ*.

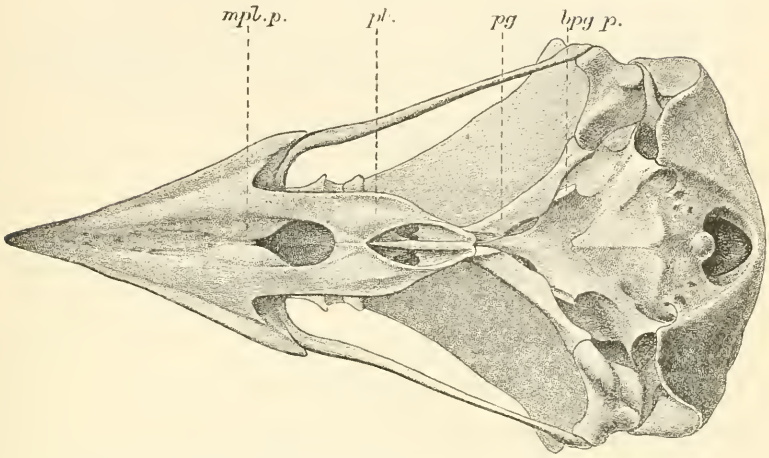
[*Cf.* Seebohm, Classif. B. p. 21.]

- A. Palate desmognathous, the palatines meeting across the
median line, each being folded upon itself behind the junction.

* Parker, P. Z. S. 1889. pp. 161-190, pls. xvii.-xx.

- B. Basipterygoid processes present.
 C. Dorsal vertebræ opisthocœlous.
 D. Sternum with two notches on the posterior margin.

Fig. 45.



Ventral aspect of cranium of *Steatornis cariepensis* (enlarged).
 Letters as before.

- E. Hallux present and connected with the *flexor perforans digitorum*.
 F. Spinal feather-tract well defined on the neck, but forked on the upper back.

Genus **STEATORNIS.**

Humboldt. Bull. Soc. Philomatique, Paris, 1817, p. 51 ;
 Garrod, P. Z. S. 1873, p. 526.

Steatornis cariepensis.

Steatornis cariepensis, Humboldt, Bull. Soc. Philom. 1817, p. 51 ;
 Selater & Salvin, Nomencl. Av. p. 97 (1873).

THE OIL-BIRD.

Hab. Colombia, Venezuela, and Trinidad, to Peru.

819. Skull. O. C. 1528 D.

Presented by P. L. Selater, Esq., F.R.S.

Family CORACIIDÆ.

- A. Palate desmognathous ; the vomer externally attenuated.
- B. Basipterygoid processes rudimentary.
- C. Sternum with four notches on the posterior margin, and having a pointed episternal apophysis.
- D. Feet anisodactyle.
- E. Spinal feather-tract well defined on the neck by lateral bare tracts, but dividing into two tracts on the upper back.

Genus **CORACIAS**.

Linnaeus, Syst. Nat. i. p. 159 (1766).

Coracias garrulus.

Coracias garrulus, Linnaeus, Syst. Nat. i. p. 159 (1766); Sharpe, Cat. B. Brit. Mus. xvii. p. 15.

THE COMMON ROLLER.

Hab. Europe and Central Asia, wintering in Africa.

820. Natural skeleton : mounted (ribs and toes defective). O. C. 1484. *South Collection.*

Coracias indicus.

Coracias indica, Linnaeus, Syst. Nat. i. p. 159 (1766); Sharpe, Cat. B. Brit. Mus. xvii. p. 10; Eyton, Osteol. Av. pl. 2 B.

THE INDIAN ROLLER.

Hab. Indian Peninsula, extending west to Asia Minor.

821. Natural skeleton : mounted. O. C. 1485. *South Collection.*

822. Sternum. S. S. 1889.

Presented by Dr. J. Anderson, F.R.S.

Genus **EURYSTOMUS** *.

Vieillot, Analyse, pp. 37, 70 (1816).

Eurystomus australis.

Eurystomus australis, Swainson, An. in Menag. p. 326 (1827); Sharpe, Cat. B. Brit. Mus. xvii. p. 36.

* Cf. Eyton, Osteol. Av. pl. 3 B (skeleton of *E. orientalis*); Meyer, Abbild. Vogel-Skelet. i. Taf. lxxx. (*E. afer*).

THE AUSTRALIAN ROLLER.

Hab. Australia and the Molucca Islands.

823. Natural skeleton: mounted (feet defective, and pollux of left wing wanting). O. C. 1483. *Hunterian.*
824. Sternum of female, with shoulder-girdle. From Clarence River, N. S. Wales. *Presented by Dr. E. P. Ramsay.*
825. Sternum of male, with shoulder-girdle. Richmond River, N. S. W. (*E. P. Ramsay*). S. S. 1358.
Presented by P. L. Slater, Esq., F.R.S.

Eurystomus crassirostris.

Eurystomus crassirostris, Slater, Proc. Zool. Soc. 1869, p. 121.

THE STOUT-BILLED ROLLER.

Hab. Papuan Islands.

- 825 A. Sternum, with shoulder-girdle. S. S. 2437.
Presented by P. L. Slater, Esq., F.R.S.

Family MEROPIDÆ.

- A. Palate desmognathous.
B. Basipterygoid processes absent.
C. Episternal process forked and perforated to receive the sternal ends of the coracoids.

Fig. 46.



Lateral view of sterna of *Merops persicus* and *Anthracoceros conversus*, to show the perforation or notch of the episternal process; it lies immediately in front (above in figure) of the groove for the coracoid.

- D. Sternum, with four notches on posterior margin.
E. Hallux present and connected with the *flexor perforans digitorum*, and not with the *flexor longus hallucis*.
F. Spinal feather-tract well defined on the neck, but not forked on the back.

Genus **MEROPS** *.

Linnaeus, Syst. Nat. i. p. 182 (1766).

Merops persicus.

Merops persicus, Pallas, Reise Russ. Reichs, ii. Anh. p. 708 (1773);
Sharpe, Cat. B. Brit. Mus. xvii. p. 66 (1891).

THE BLUE-CHEEKED BEE-EATER.

Hab. Africa, through Asia Minor and Persia to India.

826. Skeleton, from Cairo (April 1874). A. 1483 B.
Presented by Prof. Flower, F.R.S.
827. Sternum (with coracoids). Cairo. S. S. 2598.
Presented by Prof. Flower, F.R.S.

Merops philippinus.

Merops philippinus. Linnaeus, Syst. Nat. 13th edit. (Vindob.) i.
p. 183 (1807); Sharpe, Cat. B. Brit. Mus. xvii. p. 71 (1891).

THE BLUE-TAILED BEE-EATER.

Hab. Indian Peninsula and Indo-Malayan region.

828. Sternum of male, with shoulder-girdle. S. S. 1901.
Presented by Dr. J. Anderson, F.R.S.

Merops ornatus.

Merops ornatus, Latham, Ind. Orn., Suppl. p. xxxv (1801); Sharpe,
Cat. B. Brit. Mus. xvii. p. 74 (1891).

THE AUSTRALIAN BEE-EATER.

Hab. Australia and the Moluccas.

829. Skeleton, from Western Australia. A. 1483 A.
 Gould Collection.
830. Sternum, with shoulder-girdle. From New Britain. S. S.
2562. *Presented by P. L. Selater, Esq., F.R.S.*

* Cf. Eyton, Osteol. Av. pl. 12. fig. 7 (palatine bones of *Merops bicolor*); Meyer, Abbild. Vogel-Skelet. i. Taf. v. (*Meropogon forsteni*), Taf. lxxxiv. (*M. angolensis*).

Merops viridis.

Merops viridis, Linnaeus, Syst. Nat. i. p. 182 (1766); Sharpe, Cat. B. Brit. Mus. xvii. p. 78 (1891).

LITTLE GREEN BEE-EATER.

Hab. North Africa, through Persia to India and Burma.

831. Skeleton. From Upper Egypt. O. C. A. 1483 c.
Presented by Prof. Flower, F.R.S.
832. Sternum, with shoulder-girdle. From Egypt. S. S. 2597.
Presented by Prof. Flower, F.R.S.
833. Sternum, with shoulder-girdle. From India. S. S. 1902.
Presented by Dr. J. Anderson, F.R.S.

Suborder III. *BUCEROTES*.

- A. Palate desmognathous.
- B. Basipterygoid processes present.
- C. Sternum with two notches in posterior margin; the episternal process perforated to receive the sternal ends of the coracoids. (See fig. 46, p. 193.)
- D. Hallux present, and connected with the *flexor perforans digitorum* instead of the *flexor longus hallucis*.
- E. Spinal feather-tract not defined on the neck, which has no lateral bare tracts.

Genus **BUCORVUS**.

Lesson, *Traité d'Orn.* p. 256 (1831).

Bucorvus abyssinicus.

Buceros abyssinicus, Boddaert, *Tabl. Pl. Enlum.* no. 779 (1783).

Bucorvus abyssinicus, Elliot, *Monogr. Bucerot.* pl. i. (1877).

THE ABYSSINIAN GROUND-HORNBILL.

Hab. N.E. Africa.

- 834, 835. Skulls of male and female. "Adda Gomba." O. C. 1504, 1505.
Presented by Henry Salt, Esq.

Genus **BUCEROS.**

Linnaeus, Syst. Nat. i. p. 153 (1766).

Buceros rhinoceros.

Buceros rhinoceros, Linnaeus, Syst. Nat. i. p. 153 (1766); Elliot, Monogr. Bucerot. pl. 4 (1877).

THE RHINOCEROS HORNBILL.

Hab. Malay Peninsula; Sumatra, Borneo.

836. Skeleton, from Sumatra. O. C. 1487 A. [Many of the bones mounted in the separate series.]
Presented by Sir Stamford Raffles.
837. Mandibles and casque, longitudinally bisected. O. C. 1492.
Hunterian.
838. Skull, with top of casque removed. O. C. 1488.
Hunterian.
839. Skull, with top of casque removed. O. C. 1489.
Hunterian.
- 839 A. Sternum, with right clavicle, coracoid, and scapula. From Sumatra. S. S. 812 A.
Presented by Sir Stamford Raffles, Bart.
840. Bill, with casque. O. C. 1490.
Presented by the British Museum.
841. Horny sheath of upper mandible. O. C. 1491.
Hunterian.

Buceros sylvestris.

Buceros sylvestris, Vieillot, Nouv. Dict. d'Hist. Nat. iv. p. 592 (1816); Elliot, Monogr. Bucerot. pl. 5 (1877).

THE JAVAN RHINOCEROS HORNBILL.

Hab. Java.

842. Bones of trunk, from Java (*Dr. Ploem*). O. C. 1503 B.
Presented by the Zoological Society.

Genus **DICHO CEROS.**

Gloger, Hand- u. Hilfsb. p. 335 (1842).

Dichoceros bicornis.*Buceros bicornis*, Linnæus, Syst. Nat. i. p. 153 (1766).*Dichoceros bicornis*, Elliot, Monogr. Bucerot. pl. 6 (1877).

THE HORNBILL.

Hab. Indo-Chinese countries.

843. Cranium, with casque removed, to show reticulated structure of osseous platforms attaching it to upper mandible. O. C. 1501. *Presented by Sir William Blizard, F.R.S.*
844. Skull, longitudinally bisected. O. C. 1502. *Hunterian.*
845. Skull, with casque. O. C. 1499. *Hunterian.*
846. Skull, with casque. O. C. 1499 A.
Presented by E. Hickman, Esq.
847. Skull, with upper part of casque removed, wanting sheath of mandibles. O. C. 1502 A.

Genus **HYDROCORAX.**

Brisson, Orn. iv. p. 566 (1760).

Hydrocorax hydrocorax.*Buceros hydrocorax*, Linnæus, Syst. Nat. i. p. 153 (1766).*Hydrocorax planicornis*, Elliot, Monogr. Bucerot. pl. 7 (1877).

THE FLAT-CASQUED HORNBILL.

Hab. Philippine Islands.

848. Mandibles and casque. O. C. 1506. *Hunterian.*

Genus **RHINOPLAX.**

Gloger, Hand- u. Hilfsb. p. 335 (1842).

Rhinoplax vigil.*Buceros vigil*, J. R. Forster, Zoolog. Indica, p. 40 (1781).*Rhinoplax vigil*, Elliot, Monogr. Bucerot. pl. 10 (1876).

THE HELMETED HORNBILL.

Hab. Malayan Peninsula and Archipelago.

Rhinoplax vigil.

849. Skull, longitudinally bisected. O. C. 1496. *Hunterian.*
850. Skull, with horny sheath of mandibles and casque. O. C. 1493. *Presented by Sir Stamford Rajflès, F.R.S.*
851. Skull, longitudinally bisected. O. C. 1495. *Hunterian.*
852. Mandibles, with casque. O. C. 1494. *Leverian Museum.*
853. Horny sheath of upper mandible. O. C. 1497. *Presented by Sir Joseph Banks, Bart., F.R.S.*
854. Longitudinal section of upper mandible. O. C. 1498. *Hunterian.*

Genus **ANTHRACOCEROS.**

Reichenbach, Avium Syst. pl. xlix. (1849).

Anthracoceros coronatus.

Buceros coronatus, Boddaert, Tabl. Pl. Enlum. p. 53 (1783).

Anthracoceros coronatus, Elliot, Monogr. Bucerot. pl. 11 (1877).

THE CROWNED HORNBILL.

Hab. Indian Peninsula.

855. Skull, with portion of casque removed. O. C. 1486 A. *Presented by Sir Stamford Rajflès, Bart., F.R.S.*

Anthracoceros convexus.

Buceros convexus, Temminck, Pl. Col. ii. pl. 530 (1830).

Anthracoceros convexus, Elliot, Monogr. Bucerot. pl. 12 (1880).

TEMMINCK'S PIED HORNBILL.

Hab. Malayan Peninsula and Borneo.

856. Skeleton, from Java (*Dr. Ploem*). O. C. 1503 c. *Presented by the Zoological Society.*
857. Articulated skeleton : mounted. O. C. 1486. *Brookes Collection.*
858. Articulated skeleton of female or young bird : mounted. With upper part of casque removed. O. C. 1487. *Langstaff Collection.*

859. Skull. O. C. 1508. *Hunterian.*
 860. Skull. O. C. 1512. *Lercherian Museum.*
 861. Skull. O. C. 1512 A.
 862. Sternum, with shoulder-girdle. Nepal. S. S. 1848.
Presented by B. H. Hodgson, Esq.

Genus **CERATOGYMNA.**

Bonaparte, *Consp. Syst. Orn.* p. 26 (1854).

Ceratogymna elata.

Buceros elatus, Temminck, *Pl. Col.* ii. pl. 521, fig. 1 (bill) (1830).
Ceratogymna elata, Elliot, *Monogr. Bucerot.* pl. 22 (1878).

THE YELLOW-CASQUE BLACK HORNBILL.

Hab. Sierra Leone to Gaboon.

863. Skeleton (without skull). O. C. 1512 B.
From the Zoological Society.

Ceratogymna atrata.

Buceros atratus, Temm. *Pl. Col.* ii. pl. 558 (1835).
Ceratogymna atrata, Shelley, *Ibis*, 1888, p. 51.
Sphagolobus atratus, Elliot, *Monogr. Bucerot.* pl. 24 (1876).

THE BLACK HORNBILL.

Hab. West Africa.

864. Skull, with casque. O. C. 1507.
 864 A. Sternum of female, with shoulder-girdle. S. S. 2048.
From the Zoological Society.

Genus **PHOLIDOPHALUS.**

Elliot, *Monogr. Bucerot.* pl. xxxiii. (1878).

Pholidophalus sharpii.

Buceros sharpii, Elliot, *Ibis*, p. 177 (1873).
Pholidophalus sharpii, Elliot, *Monogr. Bucerot.* pl. 23 (1881).

SHARPE'S HORNBILL.

Pholidophalus sharpii.

Hab. West Africa, from Angola to Gaboon.

865. Skull (imperfect). O. C. 1509. *Congo Expedition*, 1816.

Genus **RHYTIDOCEROS.**

Cabanis, Mus. Hein. ii. p. 172 (1860).

Rhytidoceros plicatus.

Buceros plicatus, Forster, Ind. Zool. p. 40 (1781).

Rhytidoceros plicatus, Elliot, Monogr. Bucerot. pl. 37 (1878).

THE PAPUAN WREATHED HORNBILL.

Hab. New Guinea.

866. Skull, with upper part of cranium removed. O. C. 1503 A.

867. Skull (imperfect). O. C. 1503. *Brookes Collection*.

868. Horny sheath of mandibles. O. C. 1503 A. *Stores*, 1868.

Genus **LOPHOCEROS.**

Hempr. et Ehrenberg, Symb. Phys., Aves, fol. Z (1833).

Lophoceros birostris.

Buceros birostris, Scopoli, Delic. Flor. et Faun. Insub. p. 87,
sp. 31 (1786).

Lophoceros birostris, Elliot, Monogr. Bucerot. pl. 48 (1878).

THE GINGI HORNBILL.

Hab. Indian Peninsula.

869. Skeleton. O. C. 1511 A. *Purchased*.

870. Head. O. C. 1513 A.

Genus **TOCKUS.**Lesson, *Traité d'Orn.* p. 252 (1831).**Tockus fasciatus.***Buceros fasciatus*, Shaw, *Gen. Zool.* viii. p. 36 (1811).*Tockus fasciatus*, Elliot, *Monogr. Bucerot.* pl. 50 (1878).

THE BLACK-AND-WHITE-TAILED HORNBILL.

Hab. West Africa, from Angola to Gaboon.

871, 872. Two skulls (imperfect). O. C. 1510, 1511.

Congo Expedition, 1816.

Order II. PSEUDOGRYPHI.

[CATHARTES, Seebohm, *Classif. B.* p. 23*.]

[N.B.—I have recently ('Review of recent Classifications of Birds,' p. 47) expressed my dissent from the position assigned by Mr. Seebohm to the Condor and the other American Turkey Vultures. They are truly Accipitrine birds, but are doubtless very different from the other Birds of Prey, and merit the separate position first accorded to them by Professor Huxley (*P. Z. S.* 1867, p. 463, where many diagnostic characters are given). *Cf.* also Beddard, F. E., "Notes on the Anatomy of the Condor," *P. Z. S.* 1890, pp. 142-147.]

A. Palate desmognathous.

B. Nostrils perforated; maxillo-palatines situated far apart, and, though the distance is bridged over by an ossified nasal septum, the ossification does not prevent the nostrils being pierced.

C. Basipterygoid processes present.

D. Hallux connected with the *flexor perforans digitorum*, and elevated above the level of the other toes.

E. Spinal feather-tract well defined on neck.

* *Cf.* Shufeldt, *Rep. U.S. Geol. Surv.* xi. p. 727; *id.* *Amer. Nat.* 1881, p. 906.

Family Uncertain.

Genus **LITHORNIS.**

Owen, Trans. Geol. Soc. (2) vi. p. 206, pl. xxi. figs. 5, 6 (1841).

Lithornis vulturinus.

Lithornis vulturinus, Owen, Trans. Geol. Soc. (2) vi. p. 206 (1841);
Lydekker, Cat. Fossil Birds, p. 35 (1891).

873. Sternum. From the London Clay (Lower Eocene) of the Isle of Sheppey. Type of species (*cf.* Lydekker, *l. c.*).

Genus **CATHARTES.**

Illiger, Prodrömus, p. 236 (1811).

[*Cf.* Lydekker, Cat. Fossil B. p. 33.]

Cathartes papa.

Vultur papa, Linnæus, Syst. Nat. i. p. 122 (1766).

Cathartes papa (L.), Sharpe, Cat. B. Brit. Mus. i. p. 22 (1874).

THE KING VULTURE.

Hab. Central America and the northern part of South America.

874. Articulated skeleton. O. C. 1680. *Brookes Collection.*
875. Skeleton. O. C. 1680 A. *Hunterian.*
[Several bones mounted in the separate series.]
876. Skeleton. O. C. 1680 B. *Hunterian.*
877. Skeleton. O. C. 1680 C. *Hunterian.*
878. Cranium [of specimen 1680 A]. S. S. 1809. *Hunterian.*
879. Sternum of male, with right coracoid and scapula. S. S. 1469. *Presented by P. L. Sclater, Esq., F.R.S.*
880. Right humerus [of specimen 1680 A]. S. S. 1811. *Hunterian.*
881. Right radius [of specimen 1680 A]. S. S. 1812. *Hunterian.*
882. Right ulna [of specimen 1680 A]. S. S. 1813. *Hunterian.*

883. Pelvis [of specimen 1680 B]. S. S. 1810. *Hunterian.*
 884. Right femur [of specimen 1680 A]. S. S. 1814.
Hunterian.
 885. Right tibia and fibula [of specimen 1680 A]. S. S. 1815.
Hunterian.

Genus **RHINOGRYPHUS.**

Ridgway, B. N. Amer. p. 337 (1874).

Rhinogryphus aura.

Vultur aura, Linnæus, Syst. Nat. i. p. 122 (1766).

Enops aura (L.), Sharpe, Cat. B. Brit. Mus. i. p. 25 (1874).

THE TURKEY VULTURE.

Hab. North America.

886. Articulated skeleton : mounted. O. C. 1675. *Purchased.*
 887. Skeleton. From Cape St. Lucas. O. C. 1675 B.
Presented by the Smithsonian Institution.
 [Some of the bones mounted in the separate series.]
 888. Sternum, wanting left coracoid and scapula. S. S. 1270.
Presented by the Smithsonian Institution.
 889. Right humerus [of specimen 1675 B]. S. S. 2108.
Presented by the Smithsonian Institution.
 890. Right radius [of specimen 1675 B]. S. S. 2109.
Presented by the Smithsonian Institution.
 891. Right ulna [of specimen 1675 B]. S. S. 2110.
Presented by the Smithsonian Institution.
 892. Right manus [of specimen 1675 B]. S. S. 2111.
Presented by the Smithsonian Institution.
 893. Right femur [of specimen 1675 B]. S. S. 2112.
Presented by the Smithsonian Institution.
 894. Right tibia and fibula [of specimen 1675 B]. S. S. 2113.
Presented by the Smithsonian Institution.
 895. Right pes [of specimen 1675 B]. S. S. 2114.
Presented by the Smithsonian Institution.

Rhinogryphus californiana.

Vultur californianus, Shaw, Nat. Misc. ix. p. 1, pl. 301 (1797).

Enops californiana (Shaw), Sharpe, Cat. B. Brit. Mus. i. p. 28 (1874).

THE CALIFORNIAN TURKEY-VULTURE.

Hab. Western side of North America; California and Oregon.

896. Articulated skeleton: mounted. O. C. 1676.

South Collection.

Subclass *FALCONIFORMES*.

Order I. ACCIPITRES*.

Suborder I. *SERPENTARI* †.

A. Palate desmognathous.

B. Basipterygoid processes present.

C. Hallux present and connected with the *flexor longus hallucis*, and not with the *flexor perforans digitorum*.

D. Spinal feather-tract well defined on the neck.

Genus **SERPENTARIUS**.

Cuvier, Tableau élémentaire Hist. Nat. p. 254 (1798).

Serpentarius secretarius.

Otis secretarius, Scopoli, Delic. Faun. et Flor. Insubr. ii. p. 93 (1786).

Serpentarius secretarius (Scop.), Sharpe, Cat. B. Brit. Mus. i. p. 45 (1874).

THE SECRETARY BIRD.

Hab. Africa.

897. Articulated skeleton : mounted. O. C. 1671. *Purchased.*

* Cf. Ridgway, Bull. U.S. Geol. Surv. (2) i. p. 225.

† Cf. Huxley, P. Z. S. 1867, p. 442, fig. 24; Shufeldt in Heyden's 12th Ann. U.S. Geol. & Geogr. Surv. 1882, p. 761, cum figg.

898. Articulated skeleton : mounted. O. C. 1672.
South Collection.
899. Skeleton [some of the bones broken]. O. C. 1671 A.
From the Zoological Society.
[Several bones mounted in the separate series.]
900. Cranium [of specimen 1671 A]. S. S. 2142.
From the Zoological Society.
901. Skull. O. C. 1671 B. *From the Zoological Society.*
902. Sternum (diseased) of male (with right coracoid and scapula).
From the Zoological Society.
903. Pelvis [of specimen 1671 A]. S. S. 2143.
From the Zoological Society.
904. Right humerus [of specimen 1671 A]. S. S. 2144.
From the Zoological Society.
905. Right manus [of specimen 1671 A]. S. S. 2145.
From the Zoological Society.

Suborder II. ACCIPITRES*.

- A. Palate desmognathous.
[Shufeldt has, however, recently demonstrated that *Elanus* has not a desmognathous palate (Ibis, 1891, p. 230).]
- B. Basipterygoid processes absent.
- C. Dorsal vertebræ heterocœlous.
- D. Hallux present and connected with the *flexor longus hallucis*, and not with the *flexor perforans digitorum*; the two tendons bound together by a fibrous vinculum.
- E. Spinal feather-tract well defined on the neck.

* Cf. Huxley, P. Z. S. 1867, p. 464 ; Shufeldt, Auk, iii. p. 133 (1886).

Family VULTURIDÆ.

Genus **VULTUR**.

Linnæus, Syst. Nat. i. p. 121 (1766).

Vultur monachus *.

Vultur monachus, Linnæus, Syst. Nat. i. p. 122 (1766); Sharpe, Cat. B. Brit. Mus. i. p. 3 (1874).

THE CINEREOUS VULTURE.

Hab. Southern Europe, eastwards to Central Asia, Northern India, and Southern China.

906. Articulated skeleton : mounted. O. C. 1677. *Hunterian*.

907. Skeleton of male (sternum diseased). O. C. 1678 B.
From the Zoological Society.

908. Skeleton. O. C. 1681 to 1697, 1697 A, 1697 B.
Hunterian.

909. Skull, with horny sheath of mandibles attached. O. C. 1678 A.

910. Hyoidean arch [of specimen 1678 B].
From the Zoological Society.

911. Sternum, with left coracoid and scapula. From Nepal.
S. S. 1678. *Presented by B. H. Hodgson, Esq.*

Genus **GYPS** †.

Savigny, Syst. Ois. de l'Égypte, pp. 8, 11 (1810).

Gyps fulvus.

Vultur fulvus, Gmelin, Syst. Nat. i. p. 249 (1788).

Gyps fulvus (Gm.), Sharpe, Cat. B. Brit. Mus. i. p. 5 (1874).

THE GRIFFON VULTURE.

Hab. Europe.

* Cf. Lydekker, Cat. Fossil B. Brit. Mus. p. 32 (1891).

† Cf. Shufeldt in Hayden's 12th Ann. U.S. Geol. & Geogr. Survey Terr. 1882, figg. e, e', g'; Lydekker, Cat. Foss. B. p. 28.

912. Articulated skeleton : mounted. O. C. 1679.
South Collection.
913. Left half of cranium. O. C. 1679 A. *Stores, 1867.*
[The other half of the mandible and many of the bones
belonging to this skeleton mounted in the separate series.]
914. Right half of cranium of the above specimen. S. S. 1599.
Stores, 1867.
915. Right mandible of above specimen. S. S. 1600.
Stores, 1867.
916. Sternum of above specimen. S. S. 1601. *Stores, 1867.*
917. Right humerus of above specimen. S. S. 1603.
Stores, 1867.
918. Right ulna of above specimen. S. S. 1604. *Stores, 1867.*
919. Right radius of above specimen. S. S. 1605. *Stores, 1867.*
920. Pelvis of above specimen. S. S. 1602. *Stores, 1867.*
921. Right femur of above specimen. S. S. 1606. *Stores, 1867.*
922. Right tibia of above specimen. S. S. 1607. *Stores, 1867.*
923. Right fibula of above specimen. S. S. 1608.
Stores, 1867.
924. Right pes of above specimen. S. S. 1609. *Stores, 1867.*

Gyps fulvescens.

Gyps fulvescens, Hume, Ibis, 1869, p. 356 ; Sharpe, Cat. B. Brit.
Mus. i. p. 7 (1874).

THE INDIAN GRIFFON VULTURE.

Hab. Northern India.

925. Skeleton. From Umbala. O. C. 1677 B.
Presented by Capt. R. C. Bearan.
926. Vertebrae from above specimen.
Presented by Capt. R. C. Bearan.

Genus **PSEUDOGYPS.**

Sharpe, Ann. & Mag. N. H. (4) xi. p. 133 (1873).

Pseudogyps bengalensis.

Vultur bengalensis, Gmelin, Syst. Nat. i. p. 245 (1788).

Pseudogyps bengalensis (Gm.), Sharpe, Cat. B. Brit. Mus. i. p. 11 (1874).

THE BENGAL VULTURE.

Hab. Indian Peninsula, eastwards to Burmah ; the Malayan Peninsula to Penang.

927. Skeleton (imperfect). O. C. 1677 A. *Stores*, 1867.

Genus **NEOPHRON.**

Savigny, Syst. Ois. de l'Egypte, pp. 8, 15 (1810).

Neophron percnopterus.

Vultur percnopterus, Linnæus, Syst. Nat. i. p. 123 (1766).

Neophron percnopterus (L.), Sharpe, Cat. B. Brit. Mus. i. p. 17 (1874).

THE EGYPTIAN VULTURE.

Hab. Africa and Southern Europe.

928. Articulated skeleton : mounted. O. C. 1673.

South Collection.

929. Articulated skeleton ; mounted. O. C. 1673 A. From Upper Egypt. *Presented by Prof. Flower, F.R.S.*

930. Sternum of male, with shoulder-girdle. From Upper Egypt. S. S. 2592.

Presented by Prof. Flower, F.R.S.

Family FALCONIDÆ.

Subfamily POLYBORINÆ.

Genus **POLYBORUS.**

Vicillot, Analyse, pp. 22, 70 (1816).

Polyborus tharus.*Falco tharus*, Molina, Saggio St. Nat. Chil. p. 264 (1782).*Polyborus tharus* (Mol.), Sharpe, Cat. B. Brit. Mus. i. p. 31 (1874).

THE BRAZILIAN CARACARA.

Hab. South America generally.

931. Sternum, with right coracoid and scapula. From Babahoyo, Ecuador. S. S. 1011. *Purchased.*

Genus **IBYCTER.**

Vicillot, Analyse, pp. 22, 70 (1816).

Ibycter australis.*Falco australis*, Gmelin, Syst. Nat. i. p. 259 (1788).*Ibycter australis* (Gm.), Sharpe, Cat. B. Brit. Mus. i. p. 38 (1874).

THE FALKLAND ISLANDS CARACARA.

Hab. Falkland Islands, and the extreme south of South America.

932. Sternum of male, with shoulder-girdle. S. S. 2161.
From the Zoological Society.

Subfamily ACCIPITRINÆ.

Genus **CIRCUS***.

Lacépède, Mém. de l'Inst. Paris, iii. p. 506 (1801).

Circus cyaneus.*Falco cyaneus*, Linnæus, Syst. Nat. i. p. 126 (1766).*Circus cyaneus* (L.), Sharpe, Cat. B. Brit. Mus. i. p. 52 (1874).

THE HEN-HARRIER.

* Cf. Shufeldt, R. W., "Osteology of *Circus hudsonius*," Journ. Comp. Med. 1889, art. x.; also Lydekker, Cat. Fossil B. p. 20 (1891).

Circus cyaneus.

Hab. Europe and Northern Asia.

933. Articulated skeleton : mounted. O. C. 1650. *Purchased.*
 934. Skeleton (toes defective). O. C. 1650 A. *Yarrell Collection.*
 935. Sternum, with shoulder-girdle.
 936. Sternum of female, with right coracoid, scapula, and furcula. S. S. 815. *Purchased.*

Circus assimilis.

Circus assimilis, Jardine et Selby, Ill. Orn. ser. 1, pl. 51 (1826);
 Sharpe, Cat. B. Brit. Mus. i. p. 63 (1874).

THE AUSTRALIAN HARRIER.

Hab. Eastern Australia.

937. Sternum, with right coracoid, scapula, and furcula. From
 Clarence River, N. S. Wales (*E. P. Ramsay*). S. S. 917.
Presented by P. L. Sclater, Esq., F.R.S.

Circus pygargus.

Falco pygargus, Linnæus, Syst. Nat. i. p. 148 (1766).

Circus pygargus (L.), Sharpe, Cat. B. Brit. Mus. i. p. 64 (1874).

MONTAGU'S HARRIER.

Hab. Europe.

938. Sternum, with shoulder-girdle. O. C. 1651 A.

Circus æruginosus.

Falco æruginosus, Linnæus, Syst. Nat. i. p. 130 (1766).

Circus æruginosus (L.), Sharpe, Cat. B. Brit. Mus. i. p. 69 (1874).

THE MARSH-HARRIER.

Hab. Europe and Northern Asia.

939. Articulated skeleton : mounted. O. C. 1648. *Purchased.*
 940. Sternum, with right coracoid, scapula, and furcula. S. S.
 816. *Purchased.*
 941. Hoyoidean arch. O. C. 1651. *Presented by Dr. Leach.*

Genus **ASTUR.**

Lacépède, Mém. de l'Inst. Paris, iii. p. 506 (1801).

Astur palumbarius.

Falco palumbarius, Linnæus, Syst. Nat. i. p. 130 (1766).

Astur palumbarius (L.), Sharpe, Cat. B. Brit. Mus. i. p. 95 (1874).

THE GOSHAWK.

Hab. Europe and Northern Asia.

942. Natural skeleton : mounted. O. C. 1638. *Hunterian.*
 943. Skull of male. From Germany. *Purchased.*
 944. Sternum, with shoulder-girdle. From Nepal. S. S. 1870.
Presented by B. H. Hodgson, Esq.

Astur trivirgatus.

Falco trivirgatus, Temminck, Pl. Col. i. pl. 303 (1824).

Astur trivirgatus (Temm.), Sharpe, Cat. B. Brit. Mus. i. p. 105 (1874).

THE CRESTED GOSHAWK.

Hab. India and Ceylon.

945. Sternum, with shoulder-girdle. From Nepal. S. S. 1869.
Presented by B. H. Hodgson, Esq.

Astur badius.

Falco badius, Vieillot, N. Dict. d'Hist. Nat. x. p. 318 (1817).

Astur badius (Vicill.), Sharpe, Cat. B. Brit. Mus. i. p. 109 (1874).

THE INDIAN BANDED GOSHAWK.

Hab. Indian Peninsula and Ceylon.

946. Sternum of male, with right coracoid, scapula, and furcula.
 From Nepal. S. S. 1903.
Presented by B. H. Hodgson, Esq.

Astur novæ-hollandiæ.

Falco novæ-hollandiæ, Gmelin, Syst. Nat. i. p. 264 (1788).

Astur novæ-hollandiæ (Gm.), Sharpe, Cat. B. Brit. Mus. i. p. 118 (1874).

THE WHITE GOSHAWK.

Hab. Australia.

947. Sternum of female, with shoulder-girdle. From Clarence River, N. S. Wales. *Presented by Dr. E. P. Ramsay.*
948. Sternum of male, with shoulder-girdle. From Clarence River (*E. P. Ramsay*). S. S. 1076.
Presented by P. L. Sclater, Esq., F.R.S.

Astur torquatus.

Falco torquatus, Temminck, Pl. Col. i. pl. 43 (1823).

Astur torquatus (Temm.), Sharpe, Cat. B. Brit. Mus. i. p. 125 (1874).

THE BANDED GOSHAWK.

Hab. Australia and Timor.

949. Sternum of female, with shoulder-girdle. From Brook's Creek, Australia. *Presented by Dr. E. P. Ramsay.*
950. Sternum of male, with shoulder-girdle. From Clarence River, N. S. Wales. *Presented by Dr. E. P. Ramsay.*
951. Sternum of female, with shoulder-girdle. From Richmond River (*E. P. Ramsay*). S. S. 1350.
Presented by P. L. Sclater, Esq., F.R.S.

Genus ACCIPITER.

Brissou, Orn. i. p. 310 (1760).

Accipiter nisus.

Falco nisus, Linnæus, Syst. Nat. i. p. 130 (1766).

Accipiter nisus (L.), Sharpe, Cat. B. Brit. Mus. i. p. 132 (1874).

THE COMMON SPARROW-HAWK.

Hab. Europe and Northern Asia.

952. Skeleton. O. C. 1640. *Brooks Collection.*
953. Skeleton. O. C. 1641. *South Collection.*
954. Skeleton. O. C. 1642. *Purchased.*
955. Skeleton. O. C. 1643. *Presented by Mr. W. Sibley.*
956. Skeleton of male. *Presented by F. S. Eve, Esq.*
957. Skeleton, disarticulated. O. C. 1644 A. *Purchased.*
958. Skull. O. C. 1643. *Purchased.*
959. Skull (imperfect). O. C. 1644. *Hunterian.*
960. Shoulder-girdle. O. C. 1645. *Hunterian.*
- 961, 962. Sterna of male and female, with right scapula, coracoid, and furcula. S. S. 820, 821. *Purchased.*

Subfamily BUTEONINÆ.

Genus **ERYTHROTRIORCHIS.**

Sharpe, Proc. Zool. Soc. 1878, p. 327.

Erythrotriorchis radiatus.*Falco radiatus*, Lath. Gen. Syn., Suppl. ii. p. 53, pl. 121 (1801).*Erythrotriorchis radiatus* (Lath.), Sharpe, *ut supra*.

THE RUFIOUS BUZZARD-HAWK.

Hab. Australia.

963. Sternum of male, with right coracoid, scapula, and furcula.
From Grafton, Clarence River, N. S. Wales, Sept. S. S.
1689. *Presented by Dr. E. P. Ramsay.*

Genus **BUTEO** *.

Cuvier, Leçons Anat. Comp. i. Tabl. Oiseaux (1800).

Buteo buteo.*Falco buteo*, Linnæus, Syst. Nat. i. p. 127 (1766).*Buteo vulgaris*, Leach, Syst. Cat. Mamm. & B. Brit. Mus. p. 10 (1816); Sharpe, Cat. B. Brit. Mus. i. p. 186 (1874).

THE COMMON BUZZARD.

Hab. Europe generally.

964. Articulated skeleton : mounted. O. C. 1646.
South Collection.
965. Articulated skeleton : mounted. O. C. 1647. *Purchased.*
966. Skull of female. From Germany. *Purchased.*
967. Sternum, with right coracoid, scapula, and furcula. S. S. 1012. *Purchased of Mr. L. Fraser.*

Buteo borealis.*Falco borealis*, Gmelin, Syst. Nat. i. p. 266 (1788).*Buteo borealis* (Gm.), Sharpe, Cat. B. Brit. Mus. i. p. 188 (1874).

THE RED-TAILED BUZZARD.

Hab. Eastern N. America, Cuba, Jamaica, and the West Indies.

968. Sternum (Sm. no. 25).
Presented by the Smithsonian Institution.

Buteo lineatus.*Falco lineatus*, Gmelin, Syst. Nat. i. p. 268 (1788).*Buteo lineatus* (Gm.), Sharpe, Cat. B. Brit. Mus. i. p. 191 (1874).

THE LINEATED BUZZARD.

Hab. North America.

969. Sternum, with right coracoid, scapula, and furcula. S. S. 1272. *Presented by the Smithsonian Institution.*

* Cf. Lydekker, Cat. Fossil B. p. 21.

Genus **ARCHIBUTEO.**

Brehm, Isis, 1828, p. 1269.

Archibuteo lagopus.*Falco lagopus*, Gmelin, Syst. Nat. i. p. 260 (1874).*Archibuteo lagopus* (Gm.), Sharpe, Cat. B. Brit. Mus. i. p. 196 (1874).

THE ROUGH-LEGGED BUZZARD.

Hab. Europe and Northern Asia.

970. Sternum, with right coracoid, scapula, and furcula. S. S. 1301. *From the Zoological Society.*

Subfamily AQUILINÆ.

Genus **GYPÆTUS.**

Storr, Alpenreise, i. p. 69 (1784).

Gypaëtus barbatus.*Vultur barbatus*, Linnæus, Syst. Nat. i. p. 123 (1766).*Gypaëtus barbatus* (L.), Sharpe, Cat. B. Brit. Mus. i. p. 228 (1874).

THE EUROPEAN BEARDED VULTURE.

Hab. The mountains of Southern Europe to Central Asia and Northern India.

971. Articulated skeleton : mounted. O. C. 1674. *Brookes Collection.*
972. Sternum, with right coracoid, scapula, and furcula. From Simla (*R. C. Beavan*). S. S. 1552. *Presented by P. L. Selater, Esq., F.R.S.*
973. Left humerus.

Genus **UROAËTUS.**

Kaup, Class. Säugeth. u. Vögel, p. 121 (1844).

Uroaëtus audax.

Vultur audax, Latham, Ind. Orn., Suppl. p. 2 (1801).

Uroaëtus audax (Lath.), Sharpe, Cat. B. Brit. Mus. i. p. 231 (1874).

THE AUSTRALIAN EAGLE.

Hab. Australia and Tasmania.

974. Sternum. From Tasmania. O. C. 1632.

Presented by Ronald Gunn, Esq.

Genus **AQUILA** *.

Brisson, Orn. i. p. 419 (1760).

Aquila chrysaëtus.

Falco chrysaëtus, Linnaeus, Syst. Nat. i. p. 125 (1766).

Aquila chrysaëtus (L.), Sharpe, Cat. B. Brit. Mus. i. p. 235 (1874).

THE GOLDEN EAGLE.

Hab. Europe and N. Asia, India and N. China ; N. America to Mexico.

975. Skull. O. C. 1625.

Presented by Dr. Leach.

976. Hyoidean arch. O. C. 1630.

Presented by Dr. Leach.

977. Sternum, with shoulder-girdle. O. C. 1629.

Presented by William Clift, Esq., F.R.S.

Aquila heliaca.

Aquila heliaca, Savigny, Deser. Egypte, p. 459, pl. 12 (1809);
Sharpe, Cat. B. Brit. Mus. i. p. 238 (1874).

THE IMPERIAL EAGLE.

Hab. S.E. Europe to Northern India and China.

978. Sternum, with shoulder-girdle. From Nepal.

Presented by B. H. Hodgson, Esq.

* Cf. Lydekker, Cat. Fossil B. p. 24.

979. Skull (imperfect), wanting quadrate bone and pterygoids and left lachrymal bone. O. C. 1631. *Hunterian.*

Aquila clanga.

Aquila clanga, Pallas, Zoogr. Rosso-Asiat. i. p. 351 (1811);
Sharpe, Cat. B. Brit. Mus. i. p. 248 (1874).

THE LARGER SPOTTED EAGLE.

Hab. Southern Europe to Central Asia and India.

980. Sternum, with left coracoid and scapula. From Nepal.
Presented by B. H. Hodgson, Esq.

Genus **NISAËTUS.**

Hodgson, Journ. Asiatic Soc. Bengal, v. p. 228, pl. vii. (1836),
et vi. pt. 1, p. 361 (1837).

Nisaëtus fasciatus.

Aquila fasciata, Vieillot, Mém. Linn. Soc. Paris, p. 152 (1822).
Nisaëtus fasciatus (Vieill.), Sharpe, Cat. B. Brit. Mus. i. p. 250
(1874).

BONELLI'S EAGLE.

Hab. Southern Europe to India.

981. Sternum, with shoulder-girdle. From Nepal. S. S. 1871.
Presented by B. H. Hodgson, Esq.

Genus **LOPHOAËTUS.**

Lophaëtus, Kaup, Isis, 1847, pp. 163, 165.

Lophoaëtus occipitalis.

Falco occipitalis, Daudin, Traité, ii. p. 40 (1800).
Lophoaëtus occipitalis (Daud.), Sharpe, Cat. B. Brit. Mus. i. p. 275
(1874).

THE BLACK CRESTED EAGLE.

Hab. Africa.

982. Sternum, with right coracoid, scapula, and furcula. S. S.
2033. *From the Zoological Society.*

Genus **BUTASTUR.**

Hodgson, Journ. Asiatic Soc. Bengal, xii. pt. 1, p. 311 (1843).

Butastur teesa.

Circus teesa, Franklin, P. Z. S. 1831, p. 115.

Butastur teesa (Frankl.), Sharpe, Cat. B. Brit. Mus. i. p. 295 (1874).

THE WHITE-EYED BUZZARD-EAGLE.

Hab. Indian Peninsula.

983. Sternum of male, with right coracoid, scapula, and furcula.
S. S. 1911. *Presented by Dr. J. Anderson, F.R.S.*

Genus **HELOTARSUS.**

Smith, South African Quarterly Journ. i. p. 110 (1830).

Helotarsus ecaudatus.

Falco ecaudatus, Daudin, Traité, ii. p. 54 (1800).

Helotarsus ecaudatus (Daud.), Sharpe, Cat. B. Brit. Mus. i. p. 300 (1874).

THE BATELEUR EAGLE.

Hab. Africa.

984. Right humerus.
985. Left humerus.

Genus **HALIAËTUS** *.

Savigny, Syst. Ois. d'Égypte, p. 254 (1809).

Haliaëtus albicilla.

Vultur albicilla, Linnæus, Syst. Nat. i. p. 123 (1766).

Haliaëtus albicilla (L.), Sharpe, Cat. B. Brit. Mus. i. p. 302 (1874).

THE WHITE-TAILED EAGLE.

Hab. Europe and Northern Asia to Greenland.

986. Articulated skeleton: mounted. O. C. 1627.

South Coll.

* Cf. Lydekker, Cat. Fossil B. p. 23.

987. Skeleton (imperfect). O. C. 1627 A. Several bones mounted in separate series. *Hunterian.*
988. Sternum, with right coracoid, scapula, and furcula. S. S. 1266. *Hunterian.*
989. Sternum, with shoulder-girdle of female. *From the Zoological Gardens.*
990. Right humerus of above specimen. S. S. 1795.
991. Pelvis of above specimen. S. S. 1794.
992. Right femur of above specimen. S. S. 1796.

Haliaëtus leucocephalus.

Falco leucocephala, Linnæus, Syst. Nat. i. p. 124 (1766).

Haliaëtus leucocephalus (L.), Sharpe, Cat. B. Brit. Mus. i. p. 304 (1874).

THE WHITE-HEADED SEA-EAGLE.

Hab. North America.

993. Skull, with horny sheath of mandibles. O. C. 1626. *Hunterian.*
994. Sternum, with right coracoid, scapula, and furcula. S. S. 1275. *Presented by the Smithsonian Institution.*

Haliaëtus pelagicus.

Aquila pelagica, Pallas, Zoogr. Rosso-As. i. p. 343, pl. 18 (1811).

Haliaëtus pelagicus (Pall.), Sharpe, Cat. B. Brit. Mus. i. p. 306 (1874).

STELLER'S SEA-EAGLE.

Hab. N.E. Siberia, N. China and Japan.

995. Articulated skeleton : mounted. O. C. 1626 A. *Purchased.*

Haliaëtus leucogaster.

Falco leucogaster, Gmelin, Syst. Nat. i. p. 257 (1788).

Haliaëtus leucogaster (Gm.), Sharpe, Cat. B. Brit. Mus. i. p. 307 (1874).

THE WHITE-BELLIED SEA-EAGLE.

Haliaëtus leucogaster.

Hab. Australia and the Indo-Malayan Subregion.

996. Sternum, with right coracoid, scapula, and furcula. S. S. 1072. From Clarence River, N. S. Wales (*E. P. Ramsay*).
Presented by P. L. Sclater, Esq., F.R.S.

Haliaëtus leucoryphus.

Aquila leucorypha, Pallas, Reis. Russ. Reichs, i. p. 454 (1771).
Haliaëtus leucoryphus (Pall.), Sharpe, Cat. B. Brit. Mus. i. p. 308 (1874).

PALLAS'S SEA-EAGLE.

Hab. India.

997. Sternum, with furcula, coracoids, and left scapula. From Nepal.
Presented by B. H. Hodgson, Esq.
998. Pelvis. From Nepal. *Presented by B. H. Hodgson, Esq.*

Genus **GYPOHIERAX.**

Rüppell, Neue Wirbelth., Vögel, p. 46, note (1835).

Gypohierax angolensis.

Falco angolensis, Gmelin, Syst. Nat. i. p. 252 (1788).
Gypohierax angolensis (Gm.), Sharpe, Cat. B. Brit. Mus. i. p. 312 (1874).

THE AFRICAN SEA-EAGLE.

Hab. Africa.

999. Cranium, wanting left pterygoid and quadrate. S. S. 2181.
From the Zoological Society.
1000. Sternum of female, with shoulder-girdle.
From the Zoological Society.
1001. Sternum of male, with left coracoid, scapula, and furcula. S. S. 182.
From the Zoological Society.
1002. Pelvis of the above specimen. S. S. 2183.
From the Zoological Society.
1003. Right femur of above specimen. S. S. 2183 A.
From the Zoological Society.

Genus **HALIASTUR.**

Selby, Cat. Gen. and Subgen. Aves, p. 3 (1840).

Haliastur indus.

Falco indus, Boddaert, Tabl. Pl. Enl. 25 (1783).

Haliastur indus (Bodd.), Sharpe, Cat. B. Brit. Mus. i. p. 313 (1874).

THE BRAHMINY KITE.

Hab. India and the Burmese countries.

1004. Sternum, with shoulder-girdle.

Presented by Dr. Anderson, F.R.S.

1005. Sternum, with right coracoid, scapula, and furcula. From Nepal. S. S. 1680. *Presented by B. H. Hodgson, Esq.*

Haliastur sphenurus.

Milvus sphenurus, Vieillot, N. Dict. d'Hist. Nat. xx. p. 564 (1818).

Haliastur sphenurus (Vieill.), Sharpe, Cat. B. Brit. Mus. i. p. 316 (1874).

THE WHISTLING KITE.

Hab. Australia and N. Caledonia.

1006. Skeleton. From Western Australia. O. C. 1624 A.

Gould Coll.

1007. Sternum, with right coracoid, scapula, and furcula. N. S. Wales (*E. P. Ramsay*). S. S. 1349.

Presented by P. L. Selater, Esq., F.R.S.

Genus **ELANOIDES.**

Vieillot, Nouv. Dict. d'Hist. Nat. xxiv. p. 101 (1818).

Elanoides furcatus.

Falco furcatus, Linnæus, Syst. Nat. i. p. 129 (1766).

Elanoides furcatus (L.), Sharpe, Cat. B. Brit. Mus. i. p. 317 (1874).

THE SWALLOW-TAILED KITE.

Hab. Central and Southern North America to Brazil.

1008. Skull (imperfect). O. C. 1649.

Purchased.

Genus **MILVUS.**

Cuvier, Leç. Anat. Comp. i. Table 2 (1800).

Milvus milvus.*Falco milvus*, Linn. Syst. Nat. i. p. 126 (1766).*Milvus iclinus*, Savigny, Syst. Ois. d'Egypte, p. 259 (1809);
Sharpe, Cat. B. Brit. Mus. i. p. 319 (1874).

THE COMMON KITE.

Hab. Europe.

1009. Various bones. O. C. 1652 to 1670. *Hunterian.*
1010. Sternum, with right coracoid, scapula, and furcula. S. S.
814. *Purchased.*

Milvus ægyptius.*Falco ægyptius*, Gmelin, Syst. Nat. i. p. 261 (1788).*Milvus ægyptius* (Gm.), Sharpe, Cat. B. Brit. Mus. i. p. 320 (1874).

THE EGYPTIAN KITE.

Hab. Africa.

1011. Sternum, with shoulder-girdle. S. S. 2043.
From the Zoological Society.

Milvus melanotis.*Milvus melanotis*, Temminck et Schlegel, Faun. Jap., Aves, p. 14,
pls. 5, 5 b (? 1845); Sharpe, Cat. B. Brit. Mus. i. p. 324 (1874).

THE LARGE INDIAN KITE.

Hab. Japan and China to Formosa; Indian Peninsula.

1012. Skeleton. From Chefoo, China. O. C. 1670 c.
Presented by Consul Swinhoe.

Milvus govinda.*Milvus govinda*, Sykes, P. Z. S. 1832, p. 81; Sharpe, Cat. B.
Brit. Mus. i. p. 325 (1874).

THE INDIAN KITE.

Hab. Indian Peninsula.

1013. Sternum of female, with right coracoid, scapula, and furcula.
S. S. 1904. *Presented by Dr. J. Anderson, F.R.S.*

Genus **ELANUS.**

Savigny, Syst. Ois. de l'Égypte, pp. 9, 37 (1810).

Elanus cæruleus.

Falco cæruleus, Desfontaines, Mém. Acad. R. des Sciences, 1787,
p. 503, pl. 15.

Elanus cæruleus (Desf.), Sharpe, Cat. B. Brit. Mus. i. p. 336 (1874).

THE BLACK-WINGED KITE.

Hab. Southern Europe; the whole of Africa; Indian Peninsula and Ceylon.

1014. Skeleton (imperfect). From Nepal.

Presented by B. H. Hodgson, Esq.

1015. Sternum, with right coracoid, scapula, and furcula. S. S.
1892.

Presented by Dr. J. Anderson, F.R.S.

Elanus axillaris.

Falco axillaris, Latham, Ind. Orn., Suppl. i. p. ix (1801).

Elanus axillaris (Lath.), Sharpe, Cat. B. Brit. Mus. i. p. 338
(1874).

THE BLACK-SHOULDERED KITE.

Hab. Australia.

1016. Sternum, with shoulder-girdle. From New South Wales
(*E. P. Ramsay*). S. S. 919.

Presented by P. L. Selater, Esq., F.R.S.

Subfamily FALCONINÆ.

Genus **BAZA.**

Hodgson, Journ. Asiatic Soc. Bengal, v. pt. 2, p. 777 (1836).

Baza subcristata.

Lepidogenys subcristatus, Gould, P. Z. S. 1837, p. 140.

Baza subcristata (Gould), Sharpe, Cat. B. Brit. Mus. i. p. 357
(1874).

THE AUSTRALIAN CUCKOO-FALCON.

Baza subcristata.*Hab.* N. Australia.

1017. Sternum of female, with shoulder-girdle. From Richmond River, N. S. Wales (*E. P. Ramsay*). S. S. 1351.
Presented by P. L. Selater, Esq., F.R.S.

Genus **MICROHIERAX.**

Sharpe, Cat. B. Brit. Mus. i. p. 336 (1874).

Microhierax cærulescens.*Falco cærulescens*, Linnaeus, Syst. Nat. i. p. 126 (1766).*Microhierax cærulescens* (L.), Sharpe, Cat. B. Brit. Mus. p. 366 (1874).

THE WHITE-NAPED FALCONET.

Hab. Northern India.

1018. Sternum. From Nepal. S. S. 1868.
Presented by B. H. Hodgson, Esq.

Genus **FALCO.**

Linnaeus, Syst. Nat. i. p. 124 (1766).

Falco communis.*Falco communis*, Gmelin, Syst. Nat. i. p. 270 (1788); Sharpe, Cat. B. Brit. Mus. i. p. 376 (1874).

THE PEREGRINE FALCON.

Hab. Europe, Northern Asia, and America.

1019. Natural skeleton : mounted. O. C. 1633.
Presented by James Abernethy, Esq.
1020. Natural skeleton : mounted. O. C. 1633 A.
Yarrell Collection.
1021. Articulated skeleton : mounted. O. C. 1634.
South Collection.

1022. Sternum of male, with right coracoid and scapula. From Scotland. S. S. 1267.
1023. Sternum of female. From Scotland. S. S. 1268.

Falco babylonicus.

Falco babylonicus, Gurney, Ibis, 1861, p. 218, pl. vii.; Sharpe, Cat. B. Brit. Mus. i. p. 387 (1874).

THE RED-HEADED FALCON.

Hab. Mesopotamia to Central Asia and North-western India.

1024. Sternum, with shoulder-girdle. From Nepal.
Presented by B. H. Hodgson, Esq.

Falco melanogenys.

Falco melanogenys, Gould, P. Z. S. 1837, p. 139; Sharpe, Cat. B. Brit. Mus. i. p. 385 (1874).

THE AUSTRALIAN PEREGRINE FALCON.

Hab. Australia.

1025. Sternum of female, with shoulder-girdle. From Clarence River, N. S. Wales. *Presented by Dr. E. P. Ramsay.*

Falco feldeggii.

Falco feldeggii, Schlegel, Abhandl. Geb. Zool. p. 3, Taf. 10, 11 (1841); Sharpe, Cat. B. Brit. Mus. i. p. 389 (1874).

THE LANNER FALCON.

Hab. South-eastern Europe to N.W. India.

1026. Sternum, with right coracoid, scapula, and furcula. S. S. 2034.
From the Zoological Society.

Falco jugger.

Falco jugger, J. E. Gray, Ill. Ind. Orn. ii. pl. 26 (1833); Sharpe, Cat. B. Brit. Mus. i. p. 393 (1874).

THE JUGGER FALCON.

Hab. India.

Falco jugger.

1027. Sternum, with shoulder-girdle. From Nepal.
Presented by B. H. Hodgson, Esq.

1028. Sternum, with shoulder-girdle, of male.
From the Zoological Society.

Falco subbuteo.

Falco subbuteo, Linnæus, Syst. Nat. i. p. 127 (1766); Sharpe,
 Cat. B. Brit. Mus. i. p. 395 (1874).

THE HOBBY.

Hab. Europe and Northern Asia.

1029. Articulated skeleton : mounted. O. C. 1636.
South Collection.

1030. Skull of female. From Germany. *Purchased.*

Falco regulus.

Falco regulus, Pallas, Reis. Russ. Reichs, ii. Anhang, p. 707
 (1773); Sharpe, Cat. B. Brit. Mus. i. p. 400 (1874).

THE MERLIN.

Hab. Europe and Northern Asia.

1031. Natural skeleton : mounted. O. C. 1635 A.
Yarrell Collection.

1032. Articulated skeleton : mounted. O. C. 1635.
South Collection.

1033. Sternum, with right coracoid, scapula, and furcula. S. S.
 818. *Purchased.*

1034. Sternum of female, with shoulder-girdle.
From the Zoological Society.

Falco columbarius.

Falco columbarius, Linnæus, Syst. Nat. i. p. 128 (1766); Sharpe,
 Cat. B. Brit. Mus. i. p. 408 (1874).

THE PIGEON-HAWK.

Hab. North America.

1035. Sternum, with left coracoid, scapula, and furcula. S. S.
1465. *Presented by the Smithsonian Institution.*

Genus **HIEROFALCO.**

Cuvier, Règne Animal, i. p. 312 (1817).

Hierofalco islandus.

Falco islandus, Gmelin, Syst. Nat. i. p. 271 (1788).

Hierofalco islandus (Gm.), Sharpe, Cat. B. Brit. Mus. i. p. 414
(1874).

THE ICELAND FALCON.

Hab. Iceland.

1036. Articulated skeleton : mounted. O. C. 1633 B.
Yarrell Collection.

Genus **HIERACIDEA.**

Strickland, Ann. & Mag. N. H. vi. p. 416 (1841).

Hieracidea orientalis.

Falco berigora orientalis, Schlegel, Naum. 1855, p. 254.

Hieracidea orientalis (Schl.), Sharpe, Cat. B. Brit. Mus. i. p. 422
(1874).

THE BERIGORA HAWK.

Hab. Australia.

1037. Articulated skeleton : mounted. O. C. 1639,
Gould Collection.

Genus **CERCHNEIS** *.

Boie, Isis, 1826, p. 970.

Cerchneis tinnunculus.

Falco tinnunculus, Linnæus, Syst. Nat. i. p. 127 (1766).

Cerchneis tinnunculus (L.), Sharpe, Cat. B. Brit. Mus. i. p. 425
(1874).

THE COMMON KESTREL.

* For skeleton of *Cerchneis newtoni*, cf. Milne-Edwards and Grandid. Ois. Madag. i. pls. 14, 14 A.

Cerchneis tinnunculus.

Hab. The whole of Europe and Northern Asia. Wintering in Africa and India.

1038. Articulated skeleton : mounted. O. C. 1637.
South Collection.
1039. Skeleton of female (*C. japonicus*). From Chefoo, China.
O. C. 1637 B. *Presented by Consul R. Swinhoe.*
1040. Skeleton. *Presented by F. S. Eve, Esq.*
1041. Sternum, with shoulder-girdle. O. C. 1637 A.
1042. Sternum, with right coracoid, scapula, and furcula. S. S. 817.
Purchased.

Cerchneis cenchroides.

Falco cenchroides, Vigors et Horsfield, Tr. Linn. Soc. xv. p. 183 (1826).

Cerchneis cenchroides (Vig. et Horsf.), Sharpe, Cat. B. Brit. Mus. i. p. 431 (1874).

THE AUSTRALIAN KESTREL.

Hab. Australia.

1043. Sternum of male, with shoulder-girdle. From New South Wales.
Presented by Dr. E. P. Ramsay.

Cerchneis sparveria.

Falco sparverius, Linnæus, Syst. Nat. i. p. 128 (1766).

Cerchneis sparveria (L.), Sharpe, Cat. B. Brit. Mus. i. p. 437 (1874).

THE NORTH-AMERICAN KESTREL.

Hab. N. America.

1044. Sternum, with shoulder-girdle. S. S. 1277.
Presented by the Smithsonian Institution.

Suborder III. *PANDIONES*.Genus **PANDION**.

Savigny, Syst. Ois. de l'Égypte, pp. 9, 35 (1810).

Pandion haliaetus.*Falco haliaetus*, Linnæus, Syst. Nat. i. p. 129 (1766).*Pandion haliaetus* (L.), Sharpe, Cat. B. Brit. Mus. i. p. 449 (1874).

THE OSPREY.

Hab. All parts of the world.

1045. Articulated skeleton : mounted. O. C. 1622.

Presented by Robert Keate, Esq.

1046. Sternum, with right coracoid, scapula, and furcula. N. America. S. S. 1271.

Presented by the Smithsonian Institution.

1047. Foot.

*Old Collection.*Suborder IV. *STRIGES* *.[*Cf.* Seebohm, Classif. B. p. 17 ; and Lydekker, Cat. Fossil Birds, p. 12.]

A. Palate desmognathous.

B. Basipterygoid processes present.

C. *Flexor longus hallucis* leading to hallux ; *flexor perforans digitorum* to second, third, and fourth digits.

D. Spinal feather-tract well defined on the neck.

E. Outer toe reversible.

* *Cf.* Huxley, P. Z. S. 1867, p. 462 ; Shufeldt, "Notes on the Anatomy of *Speotyto cunicularia hypogæa*," Journ. Morph. iii. pp. 115-125, pl. 7, also Bull. U. S. Geol. Surv. vi. p. 87 ; Sharpe, Review Classif. B. p. 79 (1891).

Family BUBONIDÆ.

Genus **KETUPA** *.Lesson, *Traité d'Orn.* p. 114 (1831).**Ketupa flavipes** †.*Cultrunguis flavipes*, Hodgson, *J. A. S. B.* v. p. 364 (1836).*Ketupa flavipes*, Sharpe, *Cat. B. Brit. Mus.* ii. p. 5 (1875).

THE HIMALAYAN FISH-OWL.

Hab. Himalaya Mountains.

1048. Sternum, with right coracoid, scapula, and furcula. From Nepal. S. S. 1875. *Presented by B. H. Hodgson, Esq.*

Genus **BUBO** ‡.Cuvier, *Règne Anim.* i. p. 331 (1817).**Bubo bubo**.*Strix bubo*, Linnæus, *Syst. Nat.* i. p. 138 (1766).*Bubo ignavus*, Forster, *Syn. Cat. Brit. B.* p. 3; Sharpe, *Cat. B. Brit. Mus.* ii. p. 14 (1875).

THE GREAT HORNED OWL.

Hab. Europe and Northern Asia.

1049. Skeleton (imperfect). O. C. 1608 to 1621. *Hunterian.*

1050. Articulated skeleton : mounted. O. C. 1601.

Brookes Collection.

1051. Articulated skeleton : mounted. O. C. 1602.

South Collection.

- 1051 A. Skeleton (imperfect). O. C. 1602 A. *Hunterian.*

1052. Skull. Janina, Albania. O. C. 1601 A.

Presented by Major R. Stewart.

- 1052 A. Sternum of young male, with right coracoid, scapula, and furcula. S. S. 822.

* The sternum of *Scotopelia*. Cf. Murie, *Journ. Anat. & Phys.* vi. p. 76. Cf. Eyton, *Osteol. Av.* pl. 4 A; Meyer, *Abbild. Vogel-Skelet.* i. Taf. lxxxix. (*K. javanensis*).

† Cf. Lydekker, *Cat. Fossil B.* p. 15 (1891, s. n. *Cetupa*).

‡ Cf. Lydekker, *ibid.* p. 14 (1891).

Bubo virginianus.

Strix virginiana, Gmelin, Syst. Nat. i. p. 484 (1788).

Bubo virginianus, Sharpe, Cat. B. Brit. Mus. ii. p. 19 (1875).

THE VIRGINIAN HORNED OWL.

Hab. The whole of N. America, south to Guatemala.

1053. Sternum, with right coracoid, scapula, and furcula. S. S. 1269. *Presented by the Smithsonian Institution.*

Bubo bengalensis.

Otus bengalensis, Franklin, Proc. Zool. Soc. 1831, p. 115.

Bubo bengalensis, Sharpe, Cat. B. Brit. Mus. ii. p. 25 (1875).

THE ROCK HORNED OWL.

Hab. Indian Peninsula.

1054. Sternum, with right coracoid, scapula, and furcula. From Nepal. S. S. 1677. *Presented by B. H. Hodgson, Esq.*

Bubo coromandus.

Strix coromandula, Latham, Ind. Orn. i. p. 53 (1790).

Bubo coromandus, Sharpe, Cat. B. Brit. Mus. ii. p. 35 (1875).

THE DUSKY HORNED OWL.

Hab. India and Burmah.

1055. Sternum, with shoulder-girdle. From Nepal. *Presented by B. H. Hodgson, Esq.*
1056. Pelvis. From Nepal. *Presented by B. H. Hodgson, Esq.*

Bubo nipalensis.

Bubo nipalensis, Hodgson, As. Res. xix. p. 172 (1830); Sharpe, Cat. B. Brit. Mus. ii. p. 37 (1875).

HODGSON'S EAGLE-OWL.

Hab. Himalaya Mountains to Tenasserim.

1057. Skeleton. O. C. 1602 B. *Hunterian.*

Genus **CARINE.**

Kaup, Natürl. Syst. p. 29 (1829).

Carine noctua *.*Strix noctua*, Scopoli, Ann. i. p. 22 (1769).*Carine noctua*, Sharpe, Cat. B. Brit. Mus. ii. p. 133 (1875).

THE LITTLE OWL.

Hab. Europe.

1058. Articulated skeleton : mounted. O. C. 1607 c.
Yarrell Collection.
1059. Skull of female. From Germany. *Purchased.*

Carine brama.*Strix brama*, Temminck, Pl. Col. ii. pl. 68 (1823).*Carine brama*, Sharpe, Cat. B. Brit. Mus. ii. p. 138 (1875).

THE SPOTTED OWLET.

Hab. Indian Peninsula, extending into Baluchistan.

1060. Sternum of female, with shoulder-girdle. S. S. 1878.
Presented by Dr. John Anderson, F.R.S.

Genus **NINOX** †.

Hodgson, Madr. Journ. v. p. 23 (1837).

Ninox boobook.*Strix boobook*, Latham, Ind. Orn., Suppl. p. xv (1801).*Ninox boobook*, Sharpe, Cat. B. Brit. Mus. ii. p. 168 (1875).

THE BOOBOOK HAWK-OWL.

Hab. Australia.

1061. Skull and imperfect skeleton. Western Australia. O. C.
 1603 A. *Gould Collection.*

* Cf. A. B. Meyer, Abbild. Vogel-Skelet. i. Taf. xci. (skeleton).

† For skeleton of *Ninox superciliaris*, cf. Milne-Edwards and Grandid. Ois. Madag. i. pl. 39 A.

1062. Sternum of female, with right coracoid and scapula.
S. S. 1690. From Dobroyde, N. S. Wales.

Presented by Dr. E. P. Ramsay.

1063. Sternum of male, with shoulder-girdle.

Presented by Dr. E. P. Ramsay.

Ninox variegata.

Noctua variegata, Quoy & Gaim. Voy. de l'Astrol., Zool. i. p. 166,
pl. i. fig. 2 (1833).

Ninox variegata, Sharpe, Cat. B. Brit. Mus. ii. p. 185 (1875).

THE NEW-IRELAND OWLET.

Hab. New Ireland and New Britain.

1064. Sternum, with right coracoid and scapula. [? From New
Ireland*.] *Presented by P. L. Selater, Esq., F.R.S.*

Ninox novæ-zealandiæ.

Strix novæ-zealandiæ, Gmelin, Syst. Nat. i. p. 296 (1788).

Ninox novæ-zealandiæ, Sharpe, Cat. B. Brit. Mus. ii. p. 173
(1875).

THE NEW-ZEALAND HAWK-OWL.

Hab. New Zealand.

1065. Skeleton.

Presented by Mr. J. Abrahams.

Ninox connivens.

Falco connivens, Latham, Ind. Orn., Suppl. p. xii (1801).

Ninox connivens, Sharpe, Cat. B. Brit. Mus. ii. p. 175 (1875).

THE LARGE HAWK-OWL.

Hab. Australia.

1066. Articulated skeleton : mounted. O. C. 1603.

* The specimen to which this sternum belongs is in the British Museum, and is the type of *N. solomonis* of Sharpe (P. Z. S. 1876, p. 637, pl. lxii.). The probability is that it really came from New Ireland, and *solomonis* is a misnomer.

Ninox connivens.

1067. Sternum of female, with right coracoid and scapula.
From Clarence River, N. S. Wales (*E. P. Ramsay*).
S. S. 947. Presented by *P. L. Selater, Esq., F.R.S.*

Genus **GLAUCIDIUM.**

Boie, *Isis*, 1826, p. 976.

Glaucidium radiatum.

- Strix radiata*, Tickell, *J. A. S. Beng.* ii. p. 372 (1833).
Glaucidium radiatum, Sharpe, *Cat. B. Brit. Mus.* ii. p. 217
(1875).

THE JUNGLE OWLET.

Hab. Indian Peninsula.

1068. Sternum. From Nepal.
Presented by B. H. Hodgson, Esq.
1069. Pelvis. From Nepal. *Presented by B. H. Hodgson, Esq.*

Glaucidium cuculoides.

- Noctua cuculoides*, Vigors, *Proc. Zool. Soc.* 1831, p. 8.
Glaucidium cuculoides, Sharpe, *Cat. B. Brit. Mus.* ii. p. 219
(1875).

THE BARRED OWLET.

Hab. Himalaya Mountains and the Indo-Chinese Subregion.

1070. Sternum, with shoulder-girdle. From Nepal. S. S. 1867.
Presented by B. H. Hodgson, Esq.

Genus **ASIO***.

Brisson, *Orn.* i. p. 28 (1760).

Asio otus.

- Strix otus*, Linnæus, *Syst. Nat.* i. p. 132 (1766).
Asio otus, Sharpe, *Cat. B. Brit. Mus.* ii. p. 227 (1875).

THE LONG-EARED OWL.

Hab. Europe and Northern Asia.

* For skeleton of *Asio madagascariensis*, cf. Milne-Edwards and Grandid. *Ois. Madag.* i. pl. 38 A.

1071. Skeleton (wanting skull). O. C. 1604 A.
 1072. Skull. O. C. 1604 B. *Purchased.*
 1073. Sternum, with ribs and shoulder-girdle.
From the Zoological Society.
 1074. Sternum, with shoulder-girdle. O. C. 1604. *Hunterian.*
 1075. Sternum, with right coracoid and scapula. S. S. 825.
Purchased.

Asio accipitrinus.

Strix accipitrina, Pallas, Reis. Russ. Reichs, i. p. 455 (1771).

Asio accipitrinus, Sharpe, Cat. B. Brit. Mus. ii. p. 234 (1875).

THE SHORT-EARED OWL.

Hab. The temperate and tropical regions of both hemispheres.

1076. Natural skeleton : mounted. O. C. 1604 c.
Yarrell Collection.
 1077. Natural skeleton : mounted. O. C. 1604 D.
 1078. Skull. O. C. 1604 E. *Purchased.*
 1079. Vertebrae. *Purchased.*
 1080. Sternum, wanting left coracoid and scapula. S. S. 826.
Purchased.
 1081. Sternum, without shoulder-girdles. S. S. 1293.
Presented by the Smithsonian Institution.
 1082. Sternum. O. C. 1604 F. *Purchased.*
 1083. Pelvis. *Purchased.*

Asio grammicus.

Ephialtes grammicus, Gosse, B. Jamaica, p. 19, pl. 4 (1847).

Asio grammicus, Sharpe, Cat. B. Brit. Mus. ii. p. 242 (1875).

THE JAMAICAN EARED OWL.

Hab. Jamaica.

1084. Sternum of male, with shoulder-girdle. S. S. 1443.
Presented by the Smithsonian Institution.

Genus **SYRNIUM.**

Savigny, Descr. de l'Égypte, p. 298 (1809).

Syrnium aluco.*Strix aluco*, Linnæus, Syst. Nat. i. p. 132 (1766).*Syrnium aluco*, Sharpe, Cat. B. Brit. Mus. ii. p. 247 (1875).

THE TAWNY OWL.

Hab. Europe.

1085. Skeleton. O. C. 1605 A. *Yarrell Collection.*
1086. Skeleton of female. O. C. 1605 D.
From the Zoological Society.
1087. Skull. *Purchased.*
1088. Cranium. O. C. 1605 C. *Purchased.*
1089. Sternum, with right coracoid and scapula. S. S. 823.
Purchased.

Syrnium nebulosum.*Strix nebulosa*, Forster, Phil. Trans. xxii. p. 386 (1772).*Syrnium nebulosum*, Sharpe, Cat. B. Brit. Mus. ii. p. 257 (1875).

THE BARRED OWL.

Hab. Eastern region of the United States.

1090. Sternum. S. S. 1278.
Presented by the Smithsonian Institution.

Genus **NYCTALA** *.

Brehm, Isis, 1828, p. 1271.

Nyctala tengmalmi.*Strix tengmalmi*, Gmelin, Syst. Nat. i. p. 291 (1788).*Nyctala tengmalmi*, Sharpe, Cat. B. Brit. Mus. ii. p. 284 (1875).

TENGMALM'S OWL.

Hab. N. Europe to Siberia, and North America.

* Cf. R. Collett, "On the Asymmetry of the Skull in *Strix tengmalmi*," P. Z. S. 1871, pp. 739-743, eum figg.

1091. Skeleton. O. C. 1603 B.

Presented by Dr. R. Bowdler Sharpe.

Nyctala acadica.

Strix acadica, Gmelin, Syst. Nat. i. p. 149, pl. 5. fig. 2 (1788).

Nyctala acadica, Sharpe, Cat. B. Brit. Mus. ii. p. 287 (1875).

THE ACADIAN OWL.

Hab. N. America, ranging into Mexico.

1092. Articulated skeleton : mounted. O. C. 1607 D.

Yarrell Collection.

Family STRIGIDÆ.

Genus **STRIX.**

Linnaeus, Syst. Nat. i. p. 133 (1766).

Strix flammea.

Strix flammea, Linnaeus, Syst. Nat. i. p. 133 (1766) ; Sharpe, Cat. B. Brit. Mus. ii. p. 291 (1875).

THE COMMON BARN-OWL.

Hab. The greater part of both hemispheres.

1093. Skeleton. O. C. 1607 A.

Stores.

1094. Skeleton (imperfect).

1095. Natural skeleton : mounted. O. C. 1606 A.

Yarrell Collection.

1096. Disarticulated skull. O. C. 1607.

Purchased.

1097. Skull. O. C. 1605.

Presented by William Clift, Esq., F.R.S.

1098. Skull. O. C. 1606.

Hunterian.

1099. Left half of skull. O. C. 1607 E.

Purchased.

1100. Skull. O. C. 1607 F. *Presented by W. J. Bonner, Esq.*

Strix flammea.

1101. Sternum, with right coracoid and both scapulæ.
 1102. Sternum, with shoulder-girdle. Nepal.
Presented by B. H. Hodgson, Esq.
 1103. Sternum, with shoulder-girdle. S. S. 824. *Purchased.*
 1104. Sternum, with right coracoid and scapula. S. S. 1265.
 From Jamaica. *Presented by Mrs. Gosse.*

Strix delicatula.

Strix delicatula, Gould, Proc. Zool. Soc. 1836, p. 140.

THE AUSTRALIAN BARN-OWL.

Hab. Australia.

1105. Sternum of male, with right coracoid and scapula. From
 Dobroyde, N. S. Wales (*E. P. Ramsay*). S. S. 916.
Presented by P. L. Selater, Esq., F.R.S.

Strix capensis.

Strix capensis. Smith, S.-Afr. Q. Journ. 2nd ser. no. 4, pt. 1,
 p. 317; Sharpe, Cat. B. Brit. Mus. ii. p. 307 (1875).

THE AFRICAN GRASS-OWL.

Hab. Southern Africa.

1106. Sternum, with shoulder-girdle.
From the Zoological Society.

Order II. PSITTACI*.

[*Cf.* Seebohm, *Classif. B.* p. 18.]

- A. Young hatched in a helpless condition, naked [*cf.* Sharpe,
 'Review,' p. 83].

[N.B.—Mr. Seebohm allies the Parrots to the Birds of
 Prey on account of the downy condition of the young ;

* Psittaciformes, Sharpe, *Review Classif. B.* p. 83. *Cf.* Garrod, Proc. Zool. Soc. 1874, pp. 586-598, pls. lxx., lxxi., 1876, pp. 691-692, 1877, p. 793; Forbes, *Ibis*, 1881, p. 21; Shufeldt, *Journ. Anat.* xx. part iii. art. 4, pp. 407-425, pls. x., xi. (1886).

- but, as a matter of fact, the nestling plumage is developed in a totally different fashion in the Accipitres.]
- B. Hallux present and connected with the *flexor longus hallucis*, and not with the *flexor longus digitorum*.
- C. Palate desmognathous ; the upper mandible movable, loosely articulated to the skull.
- D. Dorsal vertebræ opisthocœlous.
- E. Feet zygodactyle.
- F. Spinal feather-tract well defined on neck and forked on upper back.

Genus **NESTOR** *.

Wagler, Abhandl. Ak. Wissensch. München, i. p. 503 (1829-30).

Nestor hypopolius.

Psittacus hypopolius, Forster, Draw. no. 50.

Nestor hypopolius, Gould, Handb. B. Austr. ii. p. 548 (1865).

THE KA-KA PARROT.

Hab. New Zealand.

1107. Skeleton. O. C. 1443 A. *Presented by Sir George Grey.*

1108. Upper mandible. O. C. 1443.

Presented by John Gould, Esq., F.R.S.

Nestor notabilis †.

Nestor notabilis, Gould, P. Z. S. 1856, p. 94 ; id. Handb. B. Austr.

ii. p. 544 (1865) ; Buller, B. New Zealand, 2nd ed. vol. i. p. 166 (1888).

THE MOUNTAIN KA-KA.

Hab. Middle Island, New Zealand.

1109. Articulated skeleton : mounted. O. C. 1443 B.

Prepared from a specimen which died in the Zoological Gardens, 1872.

1110. Skull. O. C. 1443 C.

Purchased.

* *Cf.* A. B. Meyer, Abbild. Vogel-Skelet. i. Taf. xxiii. (*N. meridionalis*).

† *Cf.* Lorenz, Sitz. k. Akad. Wiss. Wien, lxxxiv. Abth. 1, p. 624.

Genus **EOS.**

Wagler, Abhandl. Ak. Wissensch. München, i. p. 494 (1832).

Eos cardinalis.

Lorius cardinalis, Gray, Gen. B. iii. App. p. 20 (1849).

Eos cardinalis, Salvadori, Orn. Pap. i. p. 249 (1880).

THE CARDINAL LORY.

Hab. Solomon Archipelago and Duke of York Island.

1111. Sternum, with shoulder-girdle. From Duke of York Island.
S. S. 2563. *Presented by P. L. Selater, Esq., F.R.S.*
1112. Sternum, with shoulder-girdle. From New Ireland.
S. S. 2441. *Presented by P. L. Selater, Esq., F.R.S.*

Eos coccineus.

Psittacus coccineus, Latham, Ind. Orn. i. p. 89 (1790).

Domicella coccinea, Finsch, Papag. ii. p. 800.

THE SANGHIR LORY.

Hab. Sanghir Islands.

1113. Natural skeleton of male: mounted.
Presented by Mr. J. Abrahams.

Genus **LORIUS** *.

Vigers, Zool. Journ. ii. p. 400 (1825), *ex* Brisson, Ornith. iv.
p. 215 (1760).

Lorius garrulus.

Psittacus garrulus, Linnæus, Mus. Ad. Fr. ii. p. 14 (1764).

Lorius garrulus, Salvadori, Orn. Pap. i. p. 241 (1880).

THE CHATTERING LORY.

Hab. The Moluccas.

1114. Sternum of female, with shoulder-girdle. S. S. 2148.
From the Zoological Society.

* Cf. A. B. Meyer, Abbild. Vogel-Skelet. i. Taf. lxxix. (*Lorius lory*);
id. t. c. Taf. lxxviii. (*L. cyanachen*).

Lorius chlorocercus.

Lorius chlorocercus, Gould, P. Z. S. 1856, p. 137 ; Salvadori, Orn. Pap. i. p. 239 (1880).

THE GREEN-TAILED LORY.

Hab. Solomon Islands.

1115. Sternum of female, with shoulder-girdle. S. S. 1821.
From the Zoological Gardens.

1115 A. Sternum, with shoulder-girdle.
Presented by P. L. Sclater, Esq., F.R.S.

Genus **TRICHOGLOSSUS** *.

Vigors & Horsfield, Trans. Linn. Soc. xv. p. 287 (1826).

Trichoglossus chlorolepidotus.

Psittacus chlorolepidotus, Kuhl, Consp. Psitt. in Nova Acta Acad. C. L.-C. Nat. Cur. x. p. 48 (1820).

Trichoglossus chlorolepidotus, Gould, Handb. B. Austr. ii. p. 96 (1865).

THE SCALY-BREASTED LORIKEET.

Hab. New South Wales.

1116. Sternum of male, with shoulder-girdle. From Clarence River, N. S. Wales. *Presented by Dr. E. P. Ramsay.*

Trichoglossus multicolor.

Psittacus multicolor, Gmelin, Syst. Nat. i. p. 328 (1788).

Trichoglossus multicolor, Gould, Handb. B. Austr. ii. p. 93 (1865).

THE BLUE-BELLIED LORIKEET.

Hab. S. Australia.

1117. Sternum, with shoulder-girdle. From Dobroyde, N. S. Wales (*E. P. Ramsay*). S. S. 988.
Presented by P. L. Sclater, Esq., F.R.S.

* Cf. A. B. Meyer, Abbild. Vogel-Skelet. i. Taf. xxiv. (*T. meyeri*); id. t. c. Taf. lxx. (*T. ornatus*).

Genus **GLOSSOPSITTACUS.**

(*Glossopsitta*) Bonaparte, Rev. Zool. sér. 2, vi. p. 157 (1854).

Glossopsittacus australis.

Psittacus australis, Latham, Ind. Orn. i. p. 104 (1790).

Glossopsitta australis, Gould, Handb. B. Austr. ii. p. 100 (1865).

THE MUSKY LORIKEET.

Hab. Australia.

1118. Natural skeleton : mounted. O. C. 1453.

Gould Collection.

1119. Sternum, with shoulder-girdle. From Dobroyde, N. S. Wales.

Presented by Dr. E. P. Ramsay.

Glossopsittacus porphyrocephalus.

Trichoglossus porphyrocephalus, Dietrichsen, Trans. Linn. Soc. xvii. p. 553.

Glossopsitta porphyrocephalus, Gould, Handb. B. Austr. ii. p. 102 (1865).

THE PORPHYRY-CROWNED LORIKEET.

Hab. Australia.

1120. Skeleton, from Western Australia. O. C. 1453 A.

Gould Collection.

Genus **CALYPTORHYNCHUS***.

Vigors & Horsfield, Trans. Linn. Soc. xv. p. 269 (1826).

Calyptorhynchus banksi.

Psittacus banksii, Latham, Ind. Orn. i. p. 107 (1790).

Calyptorhynchus banksii, Gould, Handb. B. Austr. ii. p. 13 (1865).

THE BANKSIAN COCKATOO.

Hab. New South Wales.

1121. Skull. O. C. 1446.

Gould Collection.

* On *Microglossum*, cf. Parker, P. Z. S. 1865, p. 235. Cf. also A. B. Meyer, Abbild. Vogel-Skelet. i. Taf. xliii. (skeleton).

Calyptorhynchus funereus.

Psittacus funereus, Shaw, Nat. Misc. pl. 186.

Calyptorhynchus funereus, Gould, Handb. B. Austr. ii. p. 20 (1865).

THE FUNERAL COCKATOO.

Hab. New South Wales.

1122. Skeleton. O. C. 1444 A. *Gould Collection.*

1123. Sternum, with right coracoid and scapula. From Palmer,
N. S. Wales (*E. P. Ramsay*). S. S. 984.

Presented by P. L. Selater, Esq., F.R.S.

Calyptorhynchus naso.

Calyptorhynchus naso, Gould, Proc. Zool. Soc. 1836, p. 106; id.
Handb. B. Austr. ii. p. 17 (1865).

THE WESTERN BLACK COCKATOO.

Hab. New South Wales.

1124. Partly articulated skeleton : mounted. O. C. 1445.
Gould Collection.

Calyptorhynchus leachii.

Psittacus leachii, Kuhl, Conspectus Psitt. in Nova Acta Acad. C. L.-C.
Nat. Cur. x. p. 91, pl. 3 (1820).

Calyptorhynchus leachii, Gould, Handb. B. Austr. ii. p. 18 (1865).

LEACH'S COCKATOO.

Hab. New South Wales and South Australia.

1125. Skeleton. O. C. 1445 A. *Gould Collection.*

Calyptorhynchus baudinii.

Calyptorhynchus baudinii, Vigors in Lear's Ill. Psitt. pl. 6 (1832);
Gould, Handb. B. Austr. ii. p. 25 (1865).

BAUDIN'S COCKATOO.

Hab. Western Australia.

1126. Skull, longitudinally bisected. O. C. 1447.
Gould Collection.

1127. Skull, transversely bisected. O. C. 1448. *Gould Collection.*

Calyptorhynchus xanthonotus.

Calyptorhynchus xanthonotus, Gould, Proc. Zool. Soc. 1837, p. 151 ;
id. Handb. B. Austr. ii. p. 22 (1865).

THE YELLOW-EARED BLACK COCKATOO.

Hab. Tasmania and S. Australia.

1128. Articulated skeleton : mounted. O. C. 1444.

Gould Collection.

Genus **CALLOCEPHALON.**

Lesson, Bougainville's Voy. 'Thétis,' ii. p. 311, pls. xxxix., xl.
(1837).

Callocephalon galeatum.

Psittacus galeatus, Latham, Ind. Orn., Suppl. p. xxiii (1801).
Cullocephalon galeatum, Gould, Handb. B. Austr. ii. p. 29 (1865).

THE GANG-GANG COCKATOO.

Hab. S. Australia and Tasmania.

1129. Sternum of female, with shoulder-girdle. S. S. 2160.

From the Zoological Society.

1130. Sternum of male. From Clarence River, N. S. Wales.
S. S. 987 (*E. P. Ramsay*).

Presented by P. L. Selater, Esq., F.R.S.

Genus **CACATUA** *.

Vieillot, Nouv. Dict. d'Hist. Nat. xvii. p. 6 (1817).

Cacatua hæmaturopygia.

Psittacus hæmaturopygia, P. L. S. Müller, S. N. Suppl. p. 77 (1776).
Cacatua hæmaturopygia, Tweedd. Trans. Z. S. ix. p. 132 (1875).

THE RED-VENTED COCKATOO.

Hab. Philippine Islands.

1131. Skeleton. O. C. 1440 C. *Presented by Dr. Otto Finsch.*

* Cf. Meyer, Abbild Vogel-Skelet. i. Taf. xviii. xix. (*C. sulphurea* and
C. citrinocristata).

Cacatua galerita.

Psittacus galeritus, Latham, Ind. Orn. i. p. 109 (1790).

Cacatua galerita, Gould, Handb. B. Austr. ii. p. 2 (1865).

THE GREAT SULPHUR-CRESTED COCKATOO.

Hab. Australia.

1132. Articulated skeleton : mounted. O. C. 1440.

Gould Collection.

1133. Skull. From Clarence River, New South Wales. O. C. 1440 A.

Presented by C. E. Porter, Esq.

1134. Sternum of female, with shoulder-girdle, wanting left coracoid and scapula. From Clarence River, New South Wales (*E. P. Ramsay*). S. S. 984.

Presented by P. L. Selater, Esq., F.R.S.

Cacatua sulphurea.

Psittacus sulphureus, Gmelin, Syst. Nat. i. p. 330 (1788).

Cacatua sulphurea, Walden, Trans. Z. S. viii. p. 30 (1872).

THE LESSER SULPHUR-CRESTED COCKATOO.

Hab. Celebes.

1135. Skeleton of male, from Celebes. O. C. 1440 B.

Presented by Dr. Otto Finsch.

Cacatua leadbeateri.

Plyctolophus leadbeateri, Vigors, Proc. Zool. Soc. 1830, p. 61.

Cacatua leadbeateri, Gould, Handb. B. Austr. ii. p. 5 (1865).

LEADBEATER'S COCKATOO.

Hab. Australia.

1136. Articulated skeleton : mounted. O. C. 1441.

Gould Collection.

1137. Natural skeleton : mounted.

Presented by Mr. J. Abrahams.

1138. Skeleton of male. O. C. 1440 D.

Presented by Dr. Otto Finsch.

Cacatua ducorpsi.

Cacatua ducorpsi, Jacquinet et Pucheran, Voy. Pôle Sud, Zool. i. p. 108; Sharpe, in Gould's Birds New Guinea, v. pl. 47 (1885).

DUCORPS'S COCKATOO.

Hab. Solomon Islands.

1139. Skull.

Presented by Mr. J. Abrahams.

Cacatua roseicapilla.

Cacatua roseicapilla, Vieillot, Nouv. Dict. d'Hist. Nat. xvii. p. 12 (1817); Gould, Handb. B. Austr. ii. p. 8 (1865).

THE ROSEATE COCKATOO.

Hab. Australia.

1140. Sternum of male, with shoulder-girdle, wanting left scapula. From Clarence River, N. S. Wales.

Presented by Dr. E. P. Ramsay.

Genus **LICMETIS.**

Wagler, Abhandl. Ak. Wissensch. München, i. p. 505 (1832).

Licmetis tenuirostris.

Licmetis tenuirostris, Wagler, *ut supra*, i. pp. 505 & 695; Gould, Handb. B. Austr. ii. p. 11 (1865).

THE LONG-BILLED COCKATOO.

Hab. Victoria and South Australia.

1141. Articulated skeleton: mounted. O. C. 1442.

Gould Collection.

Genus **CALOPSITTACUS.**

Lesson, Illustr. Zool. pl. xlix. (1832).

Calopsittacus novæ hollandiæ.

Psittacus novæ hollandiæ, Latham, Ind. Orn. i. p. 102 (1790).

Calopsitta novæ hollandiæ, Gould, Handb. B. Austr. ii. p. 84 (1865).

THE COCKATOO PARRAKEET.

Hab. S. Australia.

1142. Natural skeleton of male : mounted.
Presented by Mr. J. Abrahams.
1143. Sternum of female, with coracoids and fureula.
Presented by Dr. Otto Finsch.
1144. Sternum of female, with shoulder-girdle, wanting left coracoid and scapula. S. S. 1818.
From the Zoological Society.

Genus **NASITERNA** *.

Wagler, Monogr. Psitt. p. 498 (1832).

Nasiterna pusio.

Nasiterna pusio, Sclater, P. Z. S. 1865, p. 620, pl. 35 ; Salvad. Orn. Papuasias, i. p. 127 (1880).

THE PIGMY SPINE-TAILED PARRAKEET.

Hab. Duke of York and Solomon Islands.

1145. Sternum, with shoulder-girdle, wanting left coracoid and scapula. S. S. 2040. *From the Zoological Society.*

Genus **ARA.**

Brisson, Ornith. iv. p. 184 (1760).

Ara ararauna.

Psittacus ararauna, Linnæus, Syst. Nat. i. p. 139 (1766).
Ara ararauna, Sel. & Salv. Nomencl. Av. p. 111 (1873).

THE BLUE-AND-YELLOW MACAW.

Hab. South America.

1146. Articulated skeleton : mounted. O. C. 1436.
South Coll.
1147. Articulated skeleton : mounted. O. C. 1437.
Donor unknown.
1148. Articulated skeleton : mounted. O. C. 1437 c.
Yarrell Collection.
1149. Roof of cranium, with maxilla. O. C. 1438.

* Cf. Forbes, P. Z. S. 1880, p. 77.

Ara ararauna.

1150. Head. O. C. 1439.

1151. Sternum with shoulder-girdle. O. C. 1437 A.

1152. Pelvis.

Ara maracana.

Psittacus maracana, Vieillot, Nouv. Dict. d'Hist. Nat. ii. p. 260 (1816).

Ara maracana, Sel. & Salv. Nomencl. Av. p. 111 (1873).

ILLIGER'S MACAW.

Hab. Brazil.

1153. Skeleton of female. *Presented by Mr. J. Abrahams.*

1154. Skeleton (not quite perfect). O. C. 1437 B. [Cranium exhibited in separate series.] *Stores, 1868.*

1155. Cranium of above specimen.

Genus **CONURUS** *.

Kuhl, Consp. Psitt. p. 4 (1820).

Conurus pertinax.

Psittacus pertinax, Linnæus, Syst. Nat. i. p. 142 (1766).

Conurus pertinax, Sel. & Salv. Nomencl. Av. p. 112 (1873).

THE GUIANA CONURE.

Hab. Guiana.

1156. Natural skeleton of male. *Presented by Mr. J. Abrahams.*

Conurus vittatus.

Psittacus vittatus, Shaw, Gen. Zool. viii. p. 404 (1812).

Conurus vittatus, Sel. & Salv. Nomencl. Av. p. 112 (1873).

THE RED-BILLED CONURE.

Hab. S. Brazil.

1157. Sternum of male, with shoulder-girdle. S. S. 2170 A.

From the Zoological Gardens.

* Cf. Shufeldt on *Conurus carolinensis*, Journ. Anat. Apr. 1886, xx. pt. iii. pp. 407-425, pls. x., xi.; id. Auk, iii. p. 479.

Conurus æruginosus.

Psittacus æruginosus, Linnaeus, Syst. Nat. i. p. 142 (1766).

Conurus æruginosus, ScL. & Salv. Nomencl. Av. p. 112 (1873).

THE BROWN-THROATED CONURE.

Hab. Venezuela and Guiana.

1158. Sternum, with shoulder-girdle. S. S. 1549.

Presented by P. L. Selater, Esq., F.R.S.

Conurus nanus.

Psittacara nana, Vigors, Zool. Journ. v. p. 273 (1830).

Conurus nanus, Cory, Birds West Indies, p. 179 (1889).

THE YELLOW-BILLED CONURE.

Hab. Jamaica.

1159. Sternum of male, with shoulder-girdle, wanting right coracoid and scapula. S. S. 1444.

Presented by the Smithsonian Institution.

Conurus jendaya.

Psittacus jendayu, Gmelin, Syst. Nat. i. p. 319 (1788).

Conurus jendaya, Selater & Salvin, Nomencl. Av. p. 112 (1873).

THE YELLOW-HEADED CONURE.

Hab. S.E. Brazil.

1160. Skeleton of male.

Presented by Mr. J. Abrahams.

Genus **BROTOGERYS.**

Selater, Proc. Zool. Soc. 1860, p. 287.

Brotogerys virescens.

Psittacus virescens, Gmelin, Syst. Nat. i. p. 326 (1788).

Brotogerys virescens, Selater & Salvin, Nomencl. Av. p. 113 (1873).

THE YELLOW-WINGED PARRAKEET.

Hab. Brazil.

1161. Skeleton. O. C. 1456 B.

Presented by Dr. Otto Finsch.

Genus **CHRYSOTIS.**Swainson, *Classif. B. ii.* p. 300 (1837).**Chrysotis collaria.***Psittacus collaris*, Linnæus, *Syst. Nat. i.* p. 149 (1766).*Chrysotis collaria*, Selater & Salvin, *Nomencl. Av.* p. 113 (1873);
Cory, *Birds West Indies*, p. 182 (1889).

THE RED-THROATED AMAZON.

Hab. Jamaica.

1162. Sternum of male, with shoulder-girdle.

*Presented by the Smithsonian Institution.***Chrysotis æstiva.***Psittacus æstivus*, Latham, *Ind. Orn. i.* p. 121 (1790).*Chrysotis æstiva*, Selater & Salvin, *Nomencl. Av.* p. 114 (1873).

THE BLUE-FACED AMAZON.

Hab. South America.1163. Natural skeleton of male. *Presented by Dr. Freeman.*

1164. Natural skeleton of female.

Presented by Mr. J. Abrahams.

1165. Skull of male.

Presented by Mr. J. Abrahams.

1166. Skull.

Purchased.

1167. Larynx and trachea.

Presented by Dr. Otto Finsch.

1168. Sternum of female, with shoulder-girdle.

Presented by Dr. Otto Finsch.

1169. Sternum, with shoulder-girdle.

*Presented by Mr. J. Abrahams.***Chrysotis amazonica.***Psittacus amazonicus*, Linnæus, *Syst. Nat. i.* p. 147 (1766).*Chrysotis amazonica*, Selater & Salvin, *Nomencl. Av.* p. 114
(1873).

THE ORANGE-WINGED AMAZON.

Hab. Brazil, Guiana, Amazonia, and Colombia.

1170. Sternum of female, with shoulder-girdle. S. S. 1998.

From the Zoological Society.

Chrysotis auripalliata.

*Psittacus auripalliatu*s, Lesson, Rev. Zool. 1842, p. 135.

*Chrysotis auripalliatu*s, Sel. & Salv. Nomencl. Av. p. 114 (1873).

Androglossa auripalliata, Meyer, Abbild. Vogel-Skelet. i. Taf. lxiv. (1890).

THE GOLDEN-NAPED AMAZON.

Hab. Central America.

1171. Skeleton of male. *Presented by Mr. J. Abrahams.*

Chrysotis agilis.

Psittacus agilis, Linnæus, Syst. Nat. i. p. 143 (1766).

Chrysotis agilis, Selater & Salvin, Nomencl. Av. p. 113 (1873);

Cory, Birds West Indies, p. 183 (1889).

THE ACTIVE AMAZON.

Hab. Jamaica.

1172. Sternum, with shoulder-girdle. *Stores.*
1173. Sternum of male, with coracoids and furcula. S. S. 1445.
Presented by the Smithsonian Institution.

Chrysotis ochrocephala.

Psittacus ochrocephalus, Gmelin, Syst. Nat. i. p. 339 (1788).

Chrysotis ochrocephala, Selater & Salvin, Nomencl. Av. p. 114 (1873).

THE YELLOW-FRONTED AMAZON.

Hab. Guiana.

1174. Natural skeleton of male. *Presented by Mr. J. Abrahams.*

Genus **PIONUS.**

Wagler, Abhandl. Ak. Wissensch. München, i. p. 497 (1832).

Pionus menstruus.

Psittacus menstruus, Linnæus, Syst. Nat. i. p. 148 (1766).

Pionus menstruus, Selater & Salvin, Nomencl. Av. p. 114 (1873).

THE RED-VENTED CAIQUE.

Hab. Central and South America.

1175. Sternum, with shoulder-girdle. S. S. 1306.
Presented by P. L. Selater, Esq., F.R.S.

Pionus senilis.

Psittacus senilis, Spix, Av. Bras. p. 42, pl. xxxi. fig. 1 (1840).

Pionus senilis, Sclater & Salvin, Nomencl. Av. p. 114 (1873).

THE WHITE-HEADED CAIQUE.

Hab. Mexico.

1176. Sternum of female, with shoulder-girdle. S. S. 2170.
From the Zoological Society.
1177. Sternum, with shoulder-girdle, wanting left coracoid and scapula. S. S. 1010. *Purchased.*

Genus **CAICA.**

Lesson, *Traité d'Orn.* p. 198 (1831).

Caica melanocephala.

Psittacus melanocephalus, Linnæus, *Syst. Nat.* i. p. 149 (1766).

Caica melanocephala, Sclater & Salvin, *Nomencl. Av.* p. 114 (1873).

THE BLACK-HEADED CAIQUE.

Hab. Demerara.

1178. Sternum of male, with shoulder-girdle. S. S. 2156.
From the Zoological Society.

Genus **PSITTACUS.**

Linnæus, *Syst. Nat.* i. p. 139 (1766).

Psittacus erythacus.

Psittacus erythacus, Linnæus, *Syst. Nat.* i. p. 144 (1766).

Psittacus erythacus, Hartlaub, *Orn. West-Afr.* p. 166 (1857).

THE GREY PARROT.

Hab. Africa.

1179. Skeleton. O. C. 1455. *South Collection.*
1180. Natural skeleton : mounted. O. C. 1454. *Hunterian.*

1181. Natural skeleton of male. *Presented by Mr. J. Abrahams.*
 1182. Skull. *Purchased.*
 1183. Left half of cranium. O. C. 1458. *Hunterian.*
 1184. Sternum, with shoulder-girdle. *Stores.*
 1185. Sternum, with shoulder-girdle. *Stores.*

Genus **ECLECTUS***.

Wagler, Monogr. Psitt. p. 495 (1832).

Eclectus grandis.*Psittacus grandis*, Gmelin, Syst. Nat. i. p. 335 (1788).*Eclectus grandis*, Finsch, Die Papag. ii. p. 340 (1868).

THE GRAND LORY.

Hab. Moluccas.

1186. Skeleton of male. From Halmahera (Gilolo). O. C.
1456 c. *Presented by Dr. Otto Finsch.*
 1187. Sternum of female, with shoulder-girdle. S. S. 2046.
From the Zoological Society.

Genus **PALÆORNIS.**

Vigors, Zool. Journ. ii. p. 46 (1825).

Palæornis torquatus.*Psittacus torquatus*, Boddaert, Tabl. Pl. Enl. p. 32 (1783).*Palæornis torquatus*, Jerdon, B. Ind. i. p. 257 (1862).

THE RING-NECKED PARRAKEET.

Hab. India.

1188. Skeleton of male. *Presented by Mr. J. Abrahams.*
 1189. Skeleton. *Presented by Mr. J. Abrahams.*
 1190. Sternum, with shoulder-girdle. From Nepal (no. 701).
Presented by B. H. Hodgson, Esq.

* Cf. Meyer, Abbild. Vogel-Skel. i. Taf. xx., xlv. (*E. polychlorus*).

Palæornis torquatus.

1191. Sternum, with shoulder-girdle. From Nepal (no. 701).
Presented by B. H. Hodyson, Esq.
1192. Sternum, with shoulder-girdle.
From the Zoological Society.
1193. Sternum of male, with shoulder-girdle, wanting both
scapulæ. S. S. 1912.
Presented by Dr. John Anderson, F.R.S.

Palæornis fasciatus.

- Psittacus javanicus*, Osbeck, It. Ind. Orient. i. p. 101 (1757).
Palæornis fasciatus (P. L. S. Müll.), Oates, ed. Hume's Nests &
Eggs Ind. B. iii. p. 90 (1890).

THE RED-BREASTED PARRAKEET.

Hab. India, extending to the Malayan Peninsula and Java.

1194. Sternum, with shoulder-girdle. S. S. 2035. Stores.
1195. Sternum, with shoulder-girdle. From Nepal.
Presented by B. H. Hodyson, Esq.

Palæornis eupatrius.

- Psittacus eupatrius*, Linnæus, Syst. Nat. i. p. 141 (1766).
Palæornis eupatrius, Oates, ed. Hume's Nests & Eggs Ind. B. iii.
p. 82 (1890).

THE ROSE-BANDED PARRAKEET.

Hab. India.

1196. Sternum, with shoulder-girdle. From Nepal (no. 674).
Presented by B. H. Hodyson, Esq.

Palæornis cyanocephalus.

- Psittacus cyanocephalus*, Linnæus, Syst. Nat. i. p. 141 (1766).
Palæornis cyanocephalus, Horsf. & Moore, Cat. B. Mus. E.I. Co.
ii. p. 616 (1858).

THE EASTERN ROSE-HEADED PARRAKEET.

Hab. India and China.

1197. Sternum, with shoulder-girdle, wanting left scapula. From Nepal (no. 273). *Presented by B. H. Hodgson, Esq.*
1198. Pelvis. From Nepal. *Presented by B. H. Hodgson, Esq.*

Genus **POLYTELIS.**

Wagler, Abhandl. Ak. Wissensch. München, i. p. 123 (1832).

Polytelis barrabandii.

Psittacus barrabandii, Swainson, Zool. Ill. 1st ser. pl. 59 (1821).
Polytelis barrabandii, Gould, Handb. B. Austr. ii. p. 31 (1865).

BARRABAND'S PARRAKEET.

Hab. N. S. Wales and Victoria.

1199. Sternum of young male, with shoulder-girdle. From New South Wales (*E. P. Ramsay*). S. S. 1691.
Presented by P. L. Selater, Esq., F.R.S.

Polytelis melanura.

Palæornis melanura, Vigors, in Lear's Ill. Psitt. pl. 28 (1832).
Polytelis melanura, Gould, Handb. B. Austr. ii. p. 33 (1865).

THE BLACK-TAILED PARRAKEET.

Hab. Southern and Western Australia.

1200. Natural skeleton : mounted. O. C. 1450.
Gould Collection.

Genus **APROSMICTUS.**

Gould, Proc. Zool. Soc. 1836, p. 73.

Aprosmictus cyanopygius.

Psittacus cyanopygius, Vieillot, N. Diet. d'Hist. Nat. xxv. p. 339 (1817).
Aprosmictus scapulatus, Gould, Handb. B. Austr. ii. p. 35 (1865).

THE KING PARRAKEET.

Hab. The greater part of Australia.

Aprosmictus cyanopygius.

1201. Skull. New South Wales. O. C. 1449 F.

*Presented by C. E. Porter, Esq.*1202. Sternum of young male, with shoulder-girdle. From
Clarence River, N. S. Wales (*E. P. Ramsay*). S. S. 986.*Presented by P. L. Selater, Esq., F.R.S.***Aprosmictus erythropterus.***Psittacus erythropterus*, Gmelin, Syst. Nat. i. p. 343 (1788).*Aprosmictus erythropterus*, Gould, Proc. Zool. Soc. 1842, p. 112.**THE RED-WINGED PARRAKEET.***Hab.* Australia.

1203. Skeleton. O. C. 1449 E.

*Gould Collection.***Genus PYRRHULOPSIS.**

Reichenbach, Syst. Av. pl. lxxxii. (1850).

Pyrrhulopsis personatus.*Coracopsis (?) personatus*, Gray, Proc. Zool. Soc. 1848, p. 21, pl. iii.*Platycercus personatus*, Finsch & Hartl. Faun. Centralpol. p. 21
(1867).**THE MASKED PARRAKEET.***Hab.* Fiji Islands.

1204. Sternum of male, with shoulder-girdle. S. S. 2039.

*From the Zoological Society.***Pyrrhulopsis splendens.***Platycercus splendens*, Peale, U.S. Expl. Exped. p. 127, pl. 34
(1848); Finsch & Hartl. Faun. Centralpol. p. 20 (1867).**THE SHINING PARRAKEET.***Hab.* Fiji Islands.

1205. Sternum of female, with shoulder-girdle. S. S. 2433.

From the Zoological Society.

Genus **AGAPORNIS.**

Selby, in Jard. Nat. Libr., Ornith. vi. pp. 117, 118, pl. xi. (1836).

Agapornis pullaria.

Psittacus pullarius, Linnæus, Syst. Nat. i. p. 149 (1766).

Agapornis pullaria, Hartlaub, Orn. West-Afr. p. 163 (1857).

THE WEST-AFRICAN LOVE-BIRD.

Hab. West Africa.

1206. Natural skeleton: mounted. O. C. 1456^a.

Yarrell Collection.

Agapornis cana.

Psittacus cana, Gmelin, Syst. Nat. i. p. 350 (1788).

Psittacula madagascariensis, Milne-Edw. & Grandid. Hist. Nat. Madag., Ois. i. p. 17, pls. 7, 8 (1876).

THE GREY-HEADED LOVE-BIRD.

Hab. Madagascar.

1207. Sternum of male, with shoulder-girdle. S. S. 2147.

From the Zoological Society.

Genus **PLATYCERCUS.**

Vigors, Zool. Journ. i. p. 527, pl. 1, suppl. (1825).

Platycercus pennantii.

Psittacus pennantii, Latham, Ind. Orn. ii. p. 90 (1790).

Platycercus pennantii, Gould, Handb. B. Austr. ii. p. 44 (1865).

PENNANT'S PARRAKEET.

Hab. Australia.

1208. Sternum, with shoulder-girdle. From Richmond River, New South Wales. *Presented by Dr. E. P. Ramsay.*

1209. Sternum of female. S. S. 2044.

From the Zoological Society.

Platycercus adelaidæ.

Platycercus adelaidæ, Gould, Proc. Zool. Soc. 1840, p. 161; id.
B. Austr. v. pl. 22.

THE ADELAIDE PARRAKEET.

Hab. South Australia.

1210. Sternum of female. *Presented by Dr. E. P. Ramsay.*

Platycercus icterotis.

Psittacus icterotis, Temminck, Trans. Linn. Soc. xiii. p. 120 (1822).
Platycercus icterotis, Gould, Handb. B. Austr. ii. p. 58 (1865).

THE YELLOW-EARED PARRAKEET.

Hab. West Australia.

1211. Skeleton. From Western Australia. O. C. 1449 D.
Gould Collection.
1212. Skeleton of male. *Presented by Mr. J. Abrahams.*

Platycercus eximius.

Psittacus eximius, Shaw, Nat. Misc. pl. 96.
Platycercus eximius, Gould, Handb. B. Austr. ii. p. 55 (1865).

THE ROSE-HILL PARRAKEET.

Hab. Australia and Tasmania.

1213. Sternum of male. From Clarence River, N. S. Wales
(*E. P. Ramsay*). S. S. 989.
Presented by P. L. Sclater, Esq., F.R.S.

Platycercus flaviventris.

Psittacus flaviventris, Temminck, Trans. Linn. Soc. xiii. pp. 116-
118 (1822).
Platycercus flaviventris, Gould, Handb. B. Austr. ii. p. 48
(1865).

THE YELLOW-BELLIED PARRAKEET.

Hab. Tasmania.

1214. Skeleton. From Tasmania. O. C. 1449 A.
Gould Collection.

Platycercus zonarius.*Psittacus zonarius*, Shaw's Nat. Misc. pl. 657.*Platycercus zonarius*, Gould, Handb. B. Austr. ii. p. 43 (1865).**BAUER'S PARRAKEET.***Hab.* Australia.

1215. Skeleton. From Western Australia. O. C. 1449 B.
Gould Collection.

1216. Skeleton of male. *Presented by Mr. J. Abrahams.*

Genus **PSEPHOTUS.**

Gould, B. Austr. v. pl. 36 (1845).

Psephotus multicolor.*Psittacus multicolor*, Temminck, Trans. Linn. Soc. xiii. p. 119 (1822).*Psephotus multicolor*, Gould, Handb. B. Austr. ii. p. 68 (1865).**THE MANY-COLOURED PARRAKEET.***Hab.* Australia.

1217. Skeleton. O. C. 1449 c. *Presented by Dr. Otto Finsch.*

Genus **EUPHEMA.**

Wagler, Monogr. Psitt. p. 492 (1832).

Euphema pulchella.*Psittacus pulchellus*, Shaw, Nat. Misc. pl. 96.*Euphema pulchella*, Gould, Handb. B. Austr. ii. p. 77 (1865).**THE CHESTNUT-SHOULDERED GRASS-PARRAKEET.***Hab.* New South Wales.

1218. Skeleton of female. *Presented by Mr. J. Abrahams.*

1219. Skeleton. O. C. 1452 A. *Presented by Dr. Otto Finsch.*

Euphema pulchella.

1220. Natural skeleton of male: mounted.

Presented by Mr. J. Abrahams.

1221. Natural skeleton of female.

Presented by Mr. J. Abrahams.

1222. Sternum, with shoulder-girdle.

*From the Zoological Society.*1223. Sternum, with shoulder-girdle. From Dobroyde, N. S. Wales (*E. P. Ramsay*). S. S. 991.*Presented by P. L. Sclater, Esq., F.R.S.***Euphema bourkii.***Nanodes bourkii*, Mitchell, Austr. Exped. i. p. xviii (1838).*Euphema bourkii*, Gould, Handb. B. Austr. ii. p. 80 (1865).

BOURKE'S GRASS-PARRAKEET.

Hab. Australia.

1224. Sternum.

*From the Zoological Society.***Euphema chrysostoma.***Psittacus chrysostomus*, Kuhl, Consp. Psitt. in Nova Acta Acad. C. L.-C. Nat. Cur. x. p. 50, pl. i.*Euphema chrysostoma*, Gould, Handb. B. Austr. ii. p. 71 (1865).

THE BLUE-BANDED GRASS-PARRAKEET.

Hab. Australia.

1225. Natural skeleton: mounted. O. C. 1452.

*Gould Collection.*Genus **CYANORHAMPHUS.**

Bonaparte, Rev. Zool. 1854, p. 153.

Cyanorhamphus novæ-zealandiæ.*Psittacus novæ-zealandiæ*, Sparrman, Mus. Carls. pl. 28 (1787).*Platycercus novæ-zealandiæ*, Buller, B. New Zealand, 2nd ed. vol. i. p. 137 (1888).

THE RED-FRONTED PARRAKEET.

Hab. New Zealand.

1226. Sternum, with shoulder-girdle. S. S. 2669.

Presented by P. L. Selater, Esq., F.R.S.

Genus **MELOPSITTACUS.**

Gould, Birds of Austr. v. pl. 44 (1840).

Melopsittacus undulatus.

Psittacus undulatus, Shaw, Nat. Misc. pl. 673.

Melopsittacus undulatus, Gould, Handb. B. Austr. ii. p. 81 (1865).

THE WARBLING GRASS-PARRAKEET.

Hab. Australia.

1227. Skeleton of male. *Presented by Mr. J. Abrahams.*

1228. Natural skeleton : mounted.

Presented by Mr. J. Abrahams.

1229. Natural skeleton of male : mounted.

Presented by Mr. J. Abrahams.

1230. Sternum of female, with shoulder-girdle. From Dobroyde, N. S. Wales (*E. P. Ramsay*). S. S. 1022.

Presented by P. L. Selater, Esq., F.R.S.

Genus **LATHAMUS.**

Lesson, *Traité d'Orn.* p. 205 (1831).

Lathamus discolor*.

Psittacus discolor, Shaw, *White's Voy.* pl. to p. 263 (1790).

Lathamus discolor, Gould, Handb. B. Austr. ii. p. 90 (1865).

THE SWIFT LORIKEET.

Hab. S. Australia and Tasmania.

1231. Natural skeleton : mounted (ribs and vertebræ defective).

O. C. 1451.

Gould Collection.

* *Cf.* Forbes, P. Z. S. 1879, pp. 166-174, pl. xvi.

Lathamus discolor.

1232. Sternum, with shoulder-girdle. From Dobroyde, N. S. Wales (*E. P. Ramsay*). S. S. 990.

Presented by P. L. Sclater, Esq., F.R.S.

Genus **PEZOPORUS** *.

Illiger, Prodrromus, p. 201 (1811).

Pezoporus formosus.

Psittacus formosus, Latham, Ind. Orn. i. p. 103 (1790).

Pezoporus formosus, Gould, Handb. B. Austr. ii. p. 86 (1865);

Eyton, Osteol. Av. pl. ix. fig. 3, pl. x. fig. 3.

THE GROUND-PARRAKEET.

Hab. S. Australia and Tasmania.

1233. Sternum, with shoulder-girdle.

Presented by Dr. E. P. Ramsay.

1234. Sternum, with shoulder-girdle, wanting left coracoid and scapula. S. S. 1695. From Richmond River, N. S. Wales (*E. P. Ramsay*).

Presented by P. L. Sclater, Esq., F.R.S.

Genus **STRINGOPS.**

Gray, Gen. B. ii. p. 426 (1845).

Stringops habroptilus †.

Stringops habroptilus, Gray, Gen. B. ii. p. 427, pl. cv. : Gould, Handb. B. Austr. ii. p. 539 (1865); Buller, B. New Zealand, 2nd ed. i. pp. 176, 246, pl. (1888).

THE OWL-PARROT.

Hab. New Zealand.

1235. Articulated skeleton : mounted. O. C. 1458 A.

Received in Exchange.

1236. Sternum, with shoulder-girdle. S. S. 2670. *Purchased.*

* *Cf.* Sternum of *Geopsittacus*, Murie, P. Z. S. 1868, p. 163.

† *Cf.* Lorenz, SB. Akad. Wien, lxxxiv. Abth. i. p. 624; Meyer, Abbild. Vogel-Skelet. i. Taf. xvii. : Lydekker, Cat. Fossil B. p. 9 (1891).

Subclass *ANSERIFORMES*.[Seebohm, *Classif. B.* p. 24.]

- A. Palate desmognathous.
- B. Spinal feather-tract not defined on the neck (either coalesced with the ventral feather-tracts, or its place occupied by a spinal bare tract).
- C. *Flexor perforans digitorum* never leading to hallux.
- D. Young always passing through a downy stage.

Order I. STEGANOPODES*.

[*Cf.* Seebohm, *Classif. B.* p. 26.]

- A. Palate desmognathous.
- B. Basipterygoid processes absent.
- C. Sternum not perforated to receive the sternal ends of the coracoids.
- D. Mandible not produced and recurved behind its articulation with the quadrate.

Suborder I. *PHAETHONTES*†.[Sharpe, *Review*, p. 76.]

- A. Palate desmognathous.
- B. Basipterygoid processes absent.
- C. Mandible not produced, and recurved behind its articulation with the quadrate.
- D. Nasal apertures large.
- E. Palatines not coalesced.
- F. Plumage of neck continuous ; no bare tracts.
- G. Hallux united to second digit by a web.
- H. *Flexor perforans digitorum* not leading to hallux.

* "Pelecaniformes," Sharpe, *Review*, p. 76. *Cf.* Lydekker, *Cat. Fossil B. Brit. Mus.* p. 36 (1891).

† Stejneger, *Stand. Nat. Hist. Birds*, p. 181 ; Seebohm, *Classif. B.* p. 26.

Genus **PHAETHON.**

Linnaeus, Syst. Nat. i. p. 219 (1766).

Phaethon æthereus.

Phaethon æthereus, Linnaeus, *ut supra*; Baird, Brewer, & Ridgway, Water-Birds N. Amer. ii. p. 189 (1884).

THE RED-BILLED TROPIC-BIRD.

Hab. Tropical areas of Atlantic, Indian, and Pacific Oceans.

1237. Skeleton. O. C. 1188 c. From Christmas Island, May 1835. Presented by F. D. Bennett, Esq.

Suborder II. *SULÆ.*

[Sharpe, Review, p. 77.]

- A. Palate desmognathous.
- B. Basipterygoid processes absent.
- C. Mandible not produced and recurved behind its articulation with the quadrate.
- D. Clavicle not anchylosed to the sternum.
- E. Carotid arches present on cervical vertebræ.
- F. Dorsal vertebræ without ventral processes.
- G. Plumage on neck continuous: no bare tracts.
- H. Hallux united to the second digit by a web.

Genus **SULA** *.

Brisson, Orn. vi. p. 494 (1760).

Sula bassana †.

Pelecanus bassanus, Linnaeus, Syst. Nat. i. p. 217 (1766).

Sula bassana, Seebohm, Hist. Brit. B. iii. p. 643 (1885); Eyton, Osteol. Av. pl. 6 L.

THE GANNET OR SOLAN GOOSE.

* Cf. Lydekker, Cat. Fossil B. Brit. Mus. p. 46 (1891); Meyer, Abbild. Vogel-Skelet. i. Taf. lxxi.

† Cf. Shufeldt, Pr. U.S. Nat. Mus. xi. pp. 287-309.

Hab. Northern portion of Europe and Eastern North America, wandering south in winter.

1238. Articulated skeleton : mounted. O. C. 1185.
South Collection.
1239. Skeleton (hallux of right foot wanting). O. C. 1184.
Hunterian.
1240. Skull. O. C. 1186.
Presented by Sir Everard Home, Bart., F.R.S.
1241. Cranium. S. S. 2061. *Stores.*
1242. Right half of skull (quadrate bone and pterygoid wanting). O. C. 1102.
Presented by Sir Richard Owen, F.R.S.
1243. Dried head. O. C. 1187. *Hunterian.*
1244. Sternum, with shoulder-girdle, wanting left coracoid and scapula. S. S. 708.
1245. Sternum, with shoulder-girdle. O. C. 1188. *Purchased.*

Sula australis.

Sula australis, Gould, Proc. Zool. Soc. 1840, p. 177 ; id. Handb. B. Austr. ii. p. 504 (1865).

THE AUSTRALIAN GANNET.

Hab. Tasmania and South Australia.

1246. Skeleton. O. C. 1186 A. *Gould Collection.*

Sula, sp.

1247. Skeleton. O. C. 1186 C. *Stores, 1868.*
1248. Skeleton. O. C. 1186 B. *Stores.*
1249. Skeleton. O. C. 1186 D.
Presented by F. D. Bennett, Esq.

Suborder III. *PHALACROCORACES* *.

[Cf. Sharpe, Review, p. 77.]

- A. Palate desmognathous.
- B. Basipterygoid processes absent.
- C. Mandible not produced and recurved behind its articulation with the quadrate.
- D. Dorsal vertebræ opisthocœlous, with ventral processes.
- E. Plumage of neck continuous : no bare tracts.
- F. Hallux united to second digit by a web.
- G. *Flexor perforans digitorum* not leading to hallux.

Family PHALACROCORACIDÆ †.

Genus **PHALACROCORAX**.

Brisson, Orn. vi. p. 511 (1760).

Phalacrocorax carbo.*Pelecanus carbo*, Linnæus, Syst. Nat. i. p. 216 (1766).*Phalacrocorax carbo*, Seebohm, Hist. Brit. B. iii. p. 650 (1885).

THE COMMON CORMORANT.

Hab. Eastern North America and the whole of the Old World.

- 1250. Skeleton. O. C. 1180. *South Collection.*
- 1251. Skeleton. *Presented by F. Bidwell, Esq.*
- 1252. Skull, with bony occipital style attached. O. C. 1181. *Hunterian.*
- 1253. Skull, with bony occipital style attached. O. C. 1182. *Brookes Collection.*
- 1254. Sternum, wanting left coracoid and scapula. S. S. 864. *Purchased.*

* Cf. Stejneger, Stand. Nat. Hist. Birds, p. 190; Lydekker, Cat. Fossil B. Brit. Mus. p. 50 (1891).

† Cf. Stejneger, L., & Lucas, F. A., "Contribution to the History of Pallas's Cormorant (*Phalacrocorax perspicillatus*)," Pr. U.S. Nat. Mus. xii. pp. 83-94; Shufeldt, 'Science,' ii. pp. 640, 821; id. Pr. U. S. Nat. Mus. xi. pp. 309, 310; Jeffries, 'Science,' ii. p. 709; id. 'Auk,' i. p. 196 (1884); id. 'Science,' xiii. p. 59; Shufeldt, t. c. p. 142; Gill, t. c. p. 404.

Phalacrocorax urile.

Pelecanus urile, Gmelin, Syst. Nat. ii. p. 575 (1788).

Phalacrocorax urile, Baird, Brewer, & Ridgw. Water-Birds of N. America, ii. p. 162 (1884).

THE RED-FACED CORMORANT.

Hab. Prybilof and Aleutian Islands, and the coast of Kamtschatka.

1255. Skeleton (imperfect). From S. Paul's Island, Alaska (*H. W. Elliot*: Sm. no. 12503). O. C. 1182 c.

Presented by the Smithsonian Institution.

Phalacrocorax graculus.

Pelecanus graculus, Linnæus, Syst. Nat. i. p. 217 (1766).

Phalacrocorax graculus, Seebohm, Hist. Brit. B. iii. p. 656 (1885).

THE COMMON SHAG.

Hab. Europe.

1256. Skeleton. O. C. 1180 A.

1257, 1257 A. Sacrum and thoracic vertebral segment. O. C. 1180 B, 1180 C. *Purchased.*

Phalacrocorax magellanicus.

Pelecanus magellanicus, Gmelin, Syst. Nat. ii. p. 576 (1788).

Phalacrocorax magellanicus, Sel. & Salv. Nomencl. Av. Neotrop. p. 124 (1873).

THE CHILIAN CORMORANT.

Hab. Chili, Straits of Magellan, and Falkland Islands.

1258. Skull. From the Falkland Islands. O. C. 1182 D.

Presented by E. A. Holmstead, Esq.

Phalacrocorax stictocephalus.

Microcarbo stictocephalus, Bonaparte, Consp. ii. p. 178 (1856).

Phalacrocorax stictocephalus, Gould, Handb. B. Austr. ii. p. 495 (1865).

THE LITTLE BLACK CORMORANT.

Hab. Australia.

Phalacrocorax stictocephalus.

1259. Sternum of male, with shoulder-girdle, wanting left coracoid and scapula. From Clarence River, N. S. Wales. S. S. 1068. *Presented by Dr. E. P. Ramsay.*

Phalacrocorax pygmæus.

- Pelecanus pygmæus*, Pallas, Itin. ii. App. p. 712 (1773).
Phalacrocorax pygmæus, Oates, ed. Hume's Nests & Eggs Ind. B. iii. p. 273 (1890).
Microcarbo pygmæus, Meyer, Abbild. Vogel-Skelet. i. Taf. cxiii.

THE LITTLE CORMORANT.

Hab. South-eastern Europe, Northern Africa, and Southern Asia as far as Java and Borneo.

1260. Sternum, with shoulder-girdle, wanting left coracoid and scapula. Nepal. S. S. 1849. *Presented by B. H. Hodgson, Esq.*

Phalacrocorax, sp.

1261. Skull (subfossil) found in Peruvian Guano-beds. O. C. 1182 B. *Presented by Mrs. George Searson.*

Phalacrocorax, sp.

1262. Skull. O. C. 1183. *Hunterian.*

Family PLOTIDÆ*.

Genus **PLOTUS** †.

Linnæus, Syst. Nat. i. p. 218 (1766).

Plotus novæ-hollandiæ.

Plotus novæ-hollandiæ, Gould, Proc. Zool. Soc. 1847, p. 34; id. Handb. B. Austr. ii. p. 496 (1865).

THE NEW-HOLLAND DARTER.

Hab. Australia and south coast of New Guinea.

1263. Skeleton (ribs defective). O. C. 1179 A. *Received in exchange.*

1264. Sternum, with shoulder-girdle. *Presented by Dr. E. P. Ramsay.*

* Cf. Garrod, P. Z. S. 1876, p. 335; Forbes, Ibis, 1881, p. 23.

† Cf. Forbes on *Plotus melanogaster*, P. Z. S. 1882, p. 208.

1265. Sternum of male, with right coracoid, scapula, and furcula.
From Clarence River (*E. P. Ramsay*). S. S. 1065.
Presented by P. L. Selater, Esq., F.R.S.

Plotus anhinga.

Plotus anhinga, Linnæus, Syst. Nat. i. p. 218 (1766); Baird,
Brewer, and Ridgway, Water-Birds N. Am. ii. p. 166 (1884).

THE AMERICAN ANHINGA OR SNAKE-BIRD.

Hab. Tropical and Subtropical America.

1266. Skeleton (some cervical vertebræ missing). O. C. 1179 B.
From the Zoological Society.

Suborder IV. *PELECANI* *.

[*Cf.* Sharpe, Review, p. 77 †.]

- A. Palate desmognathous.
- B. Basipterygoid processes absent.
- C. Mandible not produced and recurved behind its articulation with the quadrate.
- D. Clavicle ankylosed to sternum.
- E. Dorsal vertebræ heterocœlous.
- F. Plumage of neck continuous : no bare tracts.
- G. Hallux united to second digit by a web.
- H. *Flexor perforans digitorum* not leading to hallux.

Genus **PELECANUS.**

Linnæus, Syst. Nat. i. p. 215 (1766).

Pelecanus onocrotalus.

Pelecanus onocrotalus, Linnæus, Syst. Nat. i. p. 215 (1766);
Dresser, B. Eur. vi. p. 193, pl. 393 (1879).

THE ROSEATE PELICAN.

Hab. Southern Europe, North Africa, and Asia.

1267. Skeleton. O. C. 1167. *South Collection.*
1268. Skull. O. C. 1168 A. *Purchased.*

* *Cf.* Lydekker, Cat. Fossil B. Brit. Mus. p. 37 (1891).

† *Cf.* also Stejneger, Stand. Nat. Hist. Birds, p. 185; Seebohm, Classif. B. p. 26; Mivart, Trans. Zool. Soc. x. p. 315; Shufeldt, Pr. U. S. Nat. Mus. xi. pp. 310-315; Giebel, Zeitschr. ges. Naturw. 1865, p. 250.

Pelecanus onocrotalus.

1269. Skull (wanting right pterygoid). O. C. 1172. *Hunterian.*
1270. Skull (imperfect). O. C. 1173. *Hunterian.*
1271. Cranium, from India. O. C. 1169.
Presented by Lieut.-Colonel Finch.
1272. Mandible; left ramus bisected to show air-cavity. O. C. 1174. *Hunterian.*
1273. Right ramus of mandible. S. S. 772.
Presented by Dr. Leach.
1274. Trunk, with the middle portion of sternum and anterior vertebræ missing. O. C. 1106.
Presented by Sir Richard Owen, F.R.S.
1275. Sternum. O. C. 1108 D.
Presented by P. L. Sclater, Esq., F.R.S.
1276. Sternum, with shoulder-girdle, wanting left coracoid and scapula. S. S. 771. *Stores.*
1277. Right coracoid, right and left humerus, and left metacarpus (with the right humerus longitudinally bisected). O. C. 1175-1177, 1179. *Hunterian.*
1278. Left coracoid, right metacarpus, and left phalanx of chief digit (with portions of bones removed to show cellular structure of interior). O. C. 1109, 1110, 1111.
Hunterian.
1279. Right humerus. S. S. 773. *Presented by Dr. Leach.*
1280. Right radius. S. S. 774. *Presented by Dr. Leach.*
1281. Right ulna. S. S. 775. *Presented by Dr. Leach.*
1282. Sacrum. S. S. 776 A. *Presented by Dr. Leach.*
1283. Right femur. S. S. 776 B. *Presented by Dr. Leach.*

Pelecanus conspicillatus.

Pelecanus conspicillatus, Temminck, Pl. Col. v. pl. 276 (1824);
Gould, Handb. B. Austr. ii. p. 486 (1865).

THE AUSTRALIAN PELICAN.

Hab. Australia and Tasmania.

1284. Sternum, with right coracoid, scapula, and furcula.
S. S. 1693. *Presented by Dr. E. P. Ramsay.*

Suborder V. *FREGATI.*

[Sharpe, Review, p. 77.]

- A. Palate desmognathous.
- B. No basipterygoid processes.
- C. Mandible not produced and recurved behind its articulation with the quadrate.
- D. Clavicle ankylosed to the sternum.
- E. No complete carotid arches on cervical vertebræ.
- F. Plumage of neck continuous : no bare tracts.
- G. Hallux united to second digit by a web.
- H. *Flexor perforans digitorum* not leading to hallux.
- I. Tarsus abnormally short, feathered, as also the toes.

Genus **FREGATA.**

Brisson, Orn. vi. p. 506 (1760)

Fregata aquila.

Pelecanus aquila, Linnæus, Syst. Nat. i. p. 216 (1766).

Fregata aquila, Salvadori, Orn. Pap. iii. p. 400 (1882).

THE GREAT FRIGATE-BIRD.

Hab. Tropical and Subtropical areas of the Atlantic, Indian, and Pacific Oceans.

1285. Skeleton. O. C. 1188 A.

Presented by F. D. Bennett, Esq.

1286. Sternum, with shoulder-girdle. Jamaica. S. S. 2022.

Gosse Collection.

Fregata minor.

Pelecanus minor, Gmelin, Syst. Nat. ii. p. 572 (1788).

Fregata minor, Salvadori, Orn. Pap. iii. p. 404 (1882).

THE LITTLE FRIGATE-BIRD.

Hab. Indian and Pacific Oceans.

1287. Skeleton. O. C. 1188 B. *Presented by F. D. Bennett, Esq.*

Suborder VI. *ODONTOPTERYGES*.

(Fossil.)

[*Cf.* Lydekker, *Cat. Fossil Birds*, p. 57 (1891).]Genus **ODONTOPTERYX**.Owen, *Journ. Geol. Soc.* xxix. p. 511 (1873).**Odontopteryx toliapica**.*Odontopteryx toliapica*, Owen, *ut supra*; Lydekker, *t. c.* p. 57.

THE TOOTHED CORMORANT (extinct).

Hab. Lower Eocene, Isle of Sheppey.

1287 A. Cast of head.

Purchased.

Order II. HERODIONES*.

[*Cf.* Seebohm, *Classif. B.* p. 27.]

- A. Palate desmognathous.
- B. Basipterygoid processes absent.
- C. Spinal bare tract reaching far up the neck.
- D. Mandible not produced and recurved behind its articulation with the quadrate.

Suborder I. *ARDEÆ* †.[*Cf.* Sharpe, *Review*, p. 75.]

- A. Palate desmognathous.
- B. Basipterygoid processes absent.
- C. Mandible not produced and recurved behind its articulation with the quadrate.
- D. Interclavicle projecting conspicuously within the angle of the furcula.
- E. Spinal bare tract reaching far up the neck: no lateral bare tract.
- F. A large powder-down patch on each side of the rump.

* "Pelargiformes," Sharpe, *Review*, p. 75. *Cf.* Reichenow, *J. f. O.* 1877, p. 13; Ridgway, *Bull. Survey Terr.* iv. p. 219.

† *Cf.* Shufeldt, *Journ. Comp. Med.* 1889, art. 15, pp. 1-26; *id. t. c.* art. 18, pp. 1-31; *id. Pr. U.S. Nat. Mus.* x. p. 385. *Cf.* Seebohm, *Classif. B.* p. 27; Lydekker, *Cat. Fossil B. Brit. Mus.* p. 60 (1891).

Genus **ARDEA.**

Brisson, Orn. v. p. 391 (1760).

Ardea cinerea.

Ardea cinerea, Linnæus, Syst. Nat. i. p. 236 (1766); Seebohm, Hist. Brit. B. ii. p. 468 (1884).

THE COMMON HERON.

Hab. Europe, Asia, and Africa.

1288. Articulated skeleton. O. C. 1313.
1289. Articulated skeleton. O. C. 1313 B.
1290. Skeleton. O. C. 1313 A. *Stores, 1868.*
1291. Half of skull, longitudinally bisected. O. C. 1315 c. *Purchased.*
1292. Skull, longitudinally bisected. O. C. 1315. *Purchased.*
- 1293, 1294. Skulls. O. C. 1314, 1314 A. *Purchased.*
1295. Skull. O. C. 1314 c. *Purchased.*
- 1295 A. Skull. *Purchased.*
1296. Sternum, with shoulder-girdle, wanting left coracoid and scapula. Leadenhall Market. S. S. 576. *Presented by Prof. Flower, F.R.S.*
1297. Sternum, with shoulder-girdle. O. C. 1313 c.
1298. Half of pelvis. O. C. 1315 B. *Purchased.*

Ardea purpurea.

Ardea purpurea, Linnæus, Syst. Nat. i. p. 326 (1766); Seebohm, Hist. Brit. B. ii. p. 473 (1884); Meyer, Abbild. Vogel-Skelet. i. Taf. lxxiii. (1890).

THE PURPLE HERON.

Hab. Europe, Asia, and Africa.

1299. Sternum, with shoulder-girdle, wanting left coracoid and scapula. S. S. 840. *Purchased.*

Ardea alba.

Ardea alba, Linnæus, Syst. Nat. i. p. 239 (1766); Seebohm, Hist. Brit. B. ii. p. 477 (1884).

THE GREAT WHITE HERON.

Hab. Europe and the greater part of Asia.

1300. Skull. O. C. 1316.

Hunterian.

Ardea melanopus.

Ardea melanopus, Wagler, Isis, 1829, p. 660.

Herodias melanopus, Gould, Handb. B. Austr. ii. p. 304 (1865).

THE SPOTLESS EGRET.

Hab. Australia.

1301. Sternum of male, with shoulder-girdle, wanting left coracoid and scapula. S. S. 910. From Clarence River, N. S. Wales (*E. P. Ramsay*).

Presented by P. L. Selater, Esq., F.R.S.

Ardea egretta.

Ardea egretta, Gmelin, Syst. Nat. ii. p. 629 (1788); A. O. U. Check-I. N. Amer. B. p. 136 (1886).

THE AMERICAN EGRET.

Hab. Temperate and Tropical America, and throughout Central and Southern America.

1302. Sternum. S. S. 1287.

Presented by the Smithsonian Institution.

1303. Sternum, with right coracoid, scapula, and furcula. S. S. 1286.

Presented by the Smithsonian Institution.

Ardea plumifera.

Herodias plumiferus, Gould, Proc. Zool. Soc. 1847, p. 221.

Herodias egrettoides, Gould, Handb. B. Austr. ii. p. 303 (1865).

THE PLUMED EGRET.

Hab. Australia.

1304. Sternum of male, with shoulder-girdle. From Clarence River, N. S. Wales. O. C. 1316 c.
Presented by Dr. E. P. Ramsay.

Ardea herodias.

Ardea herodias, Linnæus, Syst. Nat. i. p. 237 (1766); A. O. U. Check-l. N. Amer. B. p. 135 (1886).

THE GREAT BLUE HERON.

Hab. North America south to the northern parts of South America, and the West Indies.

1305. Sternum, with right coracoid and scapula. S. S. 1285.
Presented by the Smithsonian Institution.

1306. Sternum of male, with shoulder-girdle.
Presented by the Smithsonian Institution.

Genus **DEMIEGRETTA.**

Blyth, J. A. S. Beng. xv. p. 372 (1846).

Demiegretta sacra.

Ardea sacra, Gmelin, Syst. Nat. ii. p. 640 (1788).

Demiegretta sacra, Salvadori, Orn. Pap. iii. p. 345 (1882).

THE EASTERN REEF-HERON.

Hab. Indian and Australian regions.

1307. Sternum, with shoulder-girdle. From the Solomon Islands.
Presented by P. L. Selater, Esq., F.R.S.

Genus **ARDETTA.**

Gray, List Gen. B. p. 13 (1842).

Ardetta minuta.

Ardea minuta, Linnæus, Syst. Nat. i. p. 240 (1766).

Botaurus minutus, Seebohm, Hist. Brit. B. ii. p. 510 (1884).

THE LITTLE BITTERN.

Hab. Central and Southern Europe to Central Asia.

Ardetta minuta.

1308. Skeleton. O. C. 1318 B. *Purchased.*
1309. Skeleton. O. C. 1318 A. *Yarrell Collection.*
1310. Skull. O. C. 1318. *Purchased.*
1311. Sternum of female, with shoulder-girdle. S. S. 1471.
Presented by P. L. Sclater, Esq., F.R.S.

Ardetta exilis.

- Ardea exilis*, Gmelin, Syst. Nat. i. pt. 2, p. 645 (1788).
Botaurus exilis, A. O. U. Check-l. N. Amer. B. p. 134 (1886).

THE LEAST BITTERN.

Hab. Temperate North America to Brazil and the West Indies.

1312. Sternum, with shoulder-girdle. North America. S. S. 1280.
Presented by the Smithsonian Institution.

Ardetta flavicollis.

- Ardea flavicollis*, Latham, Ind. Orn. ii. p. 701 (1790).
Butorides flavicollis, Gould, Handb. B. Austr. ii. p. 315 (1865).

THE YELLOW-NECKED MANGROVE-BITTERN.

Hab. Australia.

1313. Sternum of female, with shoulder-girdle. From Clarence River, N. S. Wales. O. C. 1316 D.
Presented by Dr. E. P. Ramsay.

Genus BUBULCUS.

Bp. Consp. Syst. Orn. p. 37 (1854).

Bubulcus bubulcus.

- Ardea bubulcus*, Audouin, Expl. Somm. Ois. de l'Egypte, i. p. 298, pl. 8. fig. 1 (1825); Seebohm, Hist. Brit. B. ii. p. 492 (1884).

THE BUFF-BACKED HERON.

Hab. Southern Europe and Africa.

1314. Skull. From Egypt. O. C. 1316 E.
Presented by Prof. Flower, F.R.S.
1315. Sternum, with shoulder-girdle. From Nepal. S. S. 1851.
Presented by B. H. Hodgson, Esq.

Genus **BUTORIDES.**

Blyth, Cat. B. Mus. As. Soc. p. 281 (1849).

Butorides virescens.

Ardea virescens, Linnæus, Syst. Nat. i. p. 238 (1766); A. O. U.
Check-I. N. Amer. B. p. 137 (1886).

THE GREEN HERON.

Hab. North America to the northern parts of South America
and the West Indies.

1316. Sternum, with shoulder-girdle. S. S. 1284.
Presented by the Smithsonian Institution.

Genus **NYCTICORAX.**

Rafinesque, Analyse, p. 71 (1815).

Nycticorax caledonicus.

Ardea caledonica, Latham, Ind. Orn. ii. p. 679 (1790).
Nycticorax caledonicus, Gould, Handb. B. Austr. ii. p. 311 (1865).

THE NANKEEN NIGHT-HERON.

Hab. Australia.

1317. Sternum of male, with right coracoid, scapula, and furcula.
From Clarence River, N. S. Wales (*E. P. Ramsay*). S. S.
915. Presented by P. L. Sclater, Esq., F.R.S.

Nycticorax nævius.

Ardea nævia, Boddaert, Tabl. Pl. Enl. p. 56 (1783).
Nycticorax nævius, Baird, Brewer, & Ridgway, Water-Birds N.
Amer. i. p. 55 (1884).

THE BLACK-CROWNED NIGHT-HERON.

Nycticorax nævius.

Hab. Northern and Central America.

1318. Sternum of male, with right coracoid, scapula, and furcula.
S. S. 1464. *Presented by the Smithsonian Institution.*

Nycticorax, sp.

1319. Skeleton. O. C. 1318 c. *Stores, 1868.*

Genus **BOTAURUS.**

Brisson, Orn. v. p. 444 (1760).

Botaurus stellaris.

Ardea stellaris, Linnæus, Syst. Nat. i. p. 239 (1766).

Botaurus stellaris, Seebohm, Hist. Brit. B. ii. p. 503 (1884).

THE COMMON BITTERN.

Hab. Europe and Northern Asia.

1320. Skeleton. O. C. 1317. *South Collection.*
1321. Cranium. O. C. 1317 B.
1322. Sternum, with right coracoid and scapula. S. S. 1830.
Hunterian.
1323. Sternum, with right scapula and furcula. O. C. 1317 A.

Botaurus lentiginosus.

Ardea lentiginosa, Montagu, Orn. Diet. Suppl. (1813).

Botaurus lentiginosus (Mont.), Baird, Brewer, & Ridgw. Water-Birds N. Amer. i. p. 67 (1884); A. O. U. Check-l. N. Amer. B. p. 134 (1886).

THE AMERICAN BITTERN.

Hab. Temperate North America to Central America and the West Indies.

1324. Sternum. O. C. 1317 c.
Presented by the Smithsonian Institution.

Genus **CANCHROMA.**

Linnæus, Syst. Nat. i. p. 233 (1766).

Canchroma cochlearia.*Canchroma cochlearia*, Linnæus, *t. c.* p. 233 (1766); Slater & Salvin, Nomencl. Av. Neotr. p. 126 (1873).

THE BOAT-BILL.

Hab. Central America and Tropical South America.1325. Skeleton. O. C. 1311. *South Collection.*1326. Skull. O. C. 1312. *From the British Museum.*Suborder II. *BALÆNICIPITIDES**.[*Cf.* Sharpe, Review, p. 75.]

- A. Palate desmognathous.
- B. Basipterygoid processes absent.
- C. Mandible not produced beyond its articulation with the quadrate.
- D. Culmen grooved.
- E. Toes without basal membrane.
- F. Spinal bare tract reaching far up the neck.

Genus **BALÆNICEPS.**

Gould, Proc. Zool. Soc. 1851, p. 1, pl. xxxv.

Balæniceps rex.*Balæniceps rex*, Gould, *l. c.*; Sharpe, ed. Layard's B. S. Afr. p. 727 (1884).

THE WHALE-HEADED STORK.

Hab. Africa.

1327. Articulated skeleton. O. C. 1312 A. Prepared from a specimen brought by Mr. Petherick from the Upper Nile, which died in the Zoological Gardens in 1861. *Purchased.*

* *Cf.* Parker, P. Z. S. 1860, p. 324; Reimh. *t. c.* p. 377; Bartlett, P. Z. S. 1861, p. 131; Parker, Trans. Z. S. iv. pp. 269-351, pls. 64-67 (1862); Stejneger, Stand. Nat. Hist. Birds, p. 172; Beddard, P. Z. S. 1888, pp. 284-290.

Suborder III. *SCOPI* *.[*Cf.* Sharpe, Review, p. 75.]

- A. Palate desmognathous.
- B. Basipterygoid processes absent.
- C. Mandible not produced and recurved behind its articulation with the quadrate.
- D. No interclavicular process within the angle of the furcula.
- E. *Flexor perforans digitorum* not leading to hallux.
- F. Bare tracts on the neck well defined.
- G. No powder-down patches.

Genus **SCOPUS**.

Brisson, Orn. v. p. 292 (1760).

Scopus umbretta.

Scopus umbretta, Gmelin, Syst. Nat. ii. p. 618 (1788); Sharpe, ed. Layard's B. S. Afr. p. 725 (1884); Holub & Pelz. Beitr. Orn. Südafr. pp. 277-286, cum fig.

THE HAMMER-HEAD.

Hab. Africa.

1328. Skeleton. O. C. 1313 A.

*Purchased.*Suborder IV. *CICONII* †.[*Cf.* Sharpe, Review, p. 75.]

- A. Palate desmognathous.
- B. Basipterygoid processes absent.
- C. Mandible not produced and recurved behind its articulation with the quadrate.
- D. No interclavicular process within the angle of the furcula.
- E. *Flexor perforans digitorum* not leading to hallux.
- F. No lateral bare tracts on the neck.
- G. No powder-down patches.

* *Cf.* Seebohm, Classif. B. p. 27; Stejneger, Stand. Nat. Hist. Birds, p. 170; Beddard, P. Z. S. 1884, pp. 543-553.

† *Cf.* Seebohm, Classif. B. p. 27.

Family CICONIIDÆ.

Genus **CICONIA**.

Brisson, Orn. v. p. 361 (1760).

Ciconia ciconia.*Ardea ciconia*, Linnæus, Syst. Nat. i. p. 235 (1766).*Ciconia alba*, Seebohm, Hist. Brit. B. ii. p. 525 (1884).

THE WHITE STORK.

Hab. Europe and Central Asia, wintering in Africa.

1329. Articulated skeleton (atlas and axis wanting). O. C. 1304.
South Collection.
1330. Skull. O. C. 1305. *Purchased.*
1331. Skull of male. Germany. *Purchased.*

Genus **LEPTOPTILUS**.

Lesson, Traité d'Orn. p. 583 (1831).

Leptoptilus dubius.*Ardea dubia*, Gmelin, Syst. Nat. i. p. 624 (1788).*Leptoptilus argala* (Lath.), Oates, ed. Hume's Nests & Eggs Ind.
B. iii. p. 261 (1890).

THE INDIAN ADJUTANT.

Hab. India and the Burmese countries.

1332. Articulated skeleton. O. C. 1306.
Presented by Dr. Henderson.
- 1332 A. Skeleton. O. C. 1309 A. *Stores.*
1333. Skull. O. C. 1307.
Presented by Sir Everard Home, F.R.S.
1334. Skull. O. C. 1308 A. *Purchased.*
1335. Skull. O. C. 1308 B.
Presented by Sir Everard Home, F.R.S.
1336. Sternum, wanting left coracoid and scapula. S. S. 717.

Leptoptilus dubius.

1337. Sternum of female, with shoulder-girdle. O. C. 1308 c.
Presented by Dr. John Anderson, F.R.S.
1338. Sternum, with shoulder-girdle. Nepal.
Presented by B. H. Hodgson, Esq.
1339. Right and left metacarpals. O. C. 1308. *Hunterian.*
1340. Sacrum and pelvis, longitudinally bisected. O. C. 1306 A.
1341. Femur, longitudinally bisected. O. C. 1307 A.
1342. Right and left tibia and fibula. O. C. 1307 B. (The right one mounted in separate series.)
1343. Right and left humerus, coracoid, and metatarsus, the left humerus and coracoid longitudinally bisected. O. C. 1107, 1108, 1108 A, 1108 B. *Hunterian.*
1344. Various bones. From Nepal.
Presented by B. H. Hodgson, Esq.

Leptoptilus crumeniferus.

Ciconia crumenifera, Cuvier, Mus. Paris.

Leptoptilus crumenifera, Sharpe, ed. Layard's B. S. Afr. p. 734 (1884).

THE AFRICAN ADJUTANT OF MARABOU.

Hab. Africa.

1345. Articulated skeleton. O. C. 1309. *Purchased.*

Genus **MYCTERIA.**

Linnaeus, Syst. Nat. i. p. 232 (1766).

Mycteria australis.

Mycteria australis, Latham, Ind. Orn. Suppl. p. lxiv (1801).

Xenorhynchus australis, Gould, Handb. B. Austr. ii. p. 293 (1865).

THE AUSTRALIAN JABIRU.

Hab. Australia and south coast of New Guinea.

1346. Mandibles, with horny sheath. O. C. 1310 A.

1347. Sternum, with right coracoid and scapula. Clarence River, N. S. Wales (*E. P. Ramsay*). S. S. 1070.

Presented by P. L. Selater, Esq., F.R.S.

Mycteria senegalensis.

Mycteria senegalensis, Shaw, Trans. Linn. Soc. v. p. 32 (1800);
Sharpe, ed. Layard's B. S. Afr. p. 731 (1884).

THE AFRICAN JABIRU.

Hab. Africa.

1348. Skull, with hyoid arch. O. C. 1309 B.

From the Zoological Society.

1349. Skull. O. C. 1310 B.

Stores, 1869.

Suborder V. *PLATALEÆ* *.

[*Cf.* Sharpe, Review, p. 75.]

- A. Palate desmognathous.
- B. Basipterygoid processes absent.
- C. Nasals schizorhinal.
- D. Posterior angle of mandible recurved.
- E. Occipital foramina present.
- F. Edge of cranium above orbits truncate, indicating the position of the nasal glands.
- G. Sternum with four posterior notches.
- H. Spinal feather-tract not defined on the back.

* *Cf.* Seebohm, *Classif. B.* p. 28; Stejneger, *Stand. Nat. Hist. Birds*, p. 158.

Family PLATALEIDÆ.

Genus **PLATALEA.**

Linnaeus, Syst. Nat. i. p. 231 (1766).

Platalea leucorodia.

Platalea leucorodia, Linnaeus, *t. c.*; Seebohm, Hist. Brit. B. i. p. 514 (1884).

THE SPOONBILL.

Hab. Locally distributed throughout Central and Southern Europe and Northern Asia.

1350. Skeleton. O. C. 1301. *South Collection.*
- 1350 A. Skeleton. O. C. 1302. *Purchased.*
1351. Skeleton. O. C. 1302 A. *Hunterian.*
1352. Sternum, with right coracoid and scapula. S. S. 841. *Purchased.*
1353. Sternum, with shoulder-girdle. O. C. 1301 A. *Hunterian,*
1354. Sternum. *Stores.*

Platalea regia.

Platalea regia, Gould, Proc. Zool. Soc. 1837, p. 106; id. Handb. B. Austr. ii. p. 287 (1865).

THE ROYAL SPOONBILL.

Hab. Australia.

1355. Sternum of male, with shoulder-girdle. O. C. 1302 c. *Presented by Dr. E. P. Ramsay.*
1356. Sternum of female, with right coracoid and scapula. From Clarence River, N. S. Wales (*E. P. Ramsay*). S. S. 914. *Presented by P. L. Selater, Esq., F.R.S.*

Platalea flavipes.

Platalea flavipes, Gould, Proc. Zool. Soc. 1837, p. 106.

Platibis flavipes, Gould, Handb. B. Austr. ii. p. 288 (1865).

THE YELLOW-LEGGED SPOONBILL.

Hab. Eastern and Southern Australia.

1357. Sternum of male, with shoulder-girdle. O. C. 1302 B.
From Clarence River, N. S. Wales.

Presented by Dr. E. P. Ramsay.

Family TANTALIDÆ.

Genus **TANTALUS.**

Linnæus, Syst. Nat. i. p. 240 (1766).

Tantalus, sp.

1358. Skull. O. C. 1303 A.

Stores, 1868.

Genus **PSEUDOTANTALUS.**

Ridgway, Proc. U.S. Nat. Mus. v. p. 550 (1882).

Pseudotantalus ibis.

Tantalus ibis, Linnæus, Syst. Nat. i. p. 241 (1766); Heuglin, Orn. Nordost-Afr. iii. p. 1129 (1870).

THE AFRICAN WOOD-IBIS.

Hab. Africa.

1359. Skull. O. C. 1303

Purchased.

Family IBIDIDÆ.

Genus **GERONTICUS.**

Wagler, Isis, 1832, p. 1232.

Geronticus, sp.

1360. Skeleton (described as *Numenius arcuatus*, Cat. p. 242).
O. C. 1293. *South Collection.*
1361. Skull. O. C. 1303 D. *Stores, 1868.*

Genus **CARPHIBIS.**

Reichenbach, Natürl. Syst. Vög. p. xiv (1852).

Carphibis spinicollis.

Ibis spinicollis, Jameson, Edinb. New Phil. Journ. xxxvii. p. 213.
Carphibis spinicollis, Gould, Handb. B. Austr. ii. p. 282 (1865).

THE STRAW-NECKED IBIS.

Hab. Australia and South Coast of New Guinea.

1362. Skull. New South Wales. O. C. 1303 C. [Longitudinally bisected; one half exhibited in Separate Series.]
Presented by Dr. E. P. Ramsay.
1363. Sternum of female, with right coracoid and scapula.
Clarence River (*E. P. Ramsay*). S. S. 909.
Presented by P. L. Selater, Esq., F.R.S.

Genus **IBIS.**

Lacépède, Mém. l'Inst. iii. p. 518 (1801).

Ibis strictipennis.

Ibis strictipennis, Gould, P. Z. S. 1837, p. 106.
Threskiornis strictipennis, Gould, Handb. B. Austr. ii. p. 284
(1865).

THE AUSTRALIAN SACRED IBIS.

Hab. Australia.

1364. Sternum of male, with right coracoid, scapula, and furcula.
Clarence River (*E. P. Ramsay*). S. S. 1688.
Presented by P. L. Selater, Esq., F.R.S.

Genus **GUARA.**

Reichenbach, Syst. Av. 1852, p. xiv.

Guara rubra.

Tantalus ruber, Linnæus, Syst. Nat. i. p. 241 (1766).

Guara rubra, A. O. U. Check-l. N. Amer. B. p. 132 (1886).

THE SCARLET IBIS.

Hab. Northern shores of South America, extending to Central America and the West Indies.

1365. Mandibles, with horny sheath. O. C. 1295.
From the British Museum.

Genus **FALCINELLUS.**

Vieillot, Analyse, p. 47 (1816).

Falcinellus falcinellus.

Tantalus falcinellus, Linnæus, Syst. Nat. i. p. 241 (1766).

Falcinellus igneus, Gould, Handb. B. Austr. ii. p. 286 (1865).

THE GLOSSY IBIS.

Hab. Australia.

1366. Sternum of male, with right coracoid, scapula, and furcula.
Port Denison, Queensland (*E. P. Ramsay*). S. S. 1687.
Presented by P. L. Selater, Esq., F.R.S.

Order III. LAMELLIROSTRES.

[*Cf.* Seebohm, Classif. B. p. 20.]

- A. Palate desmognathous.
B. Young, when hatched, covered with down, and able to run in a few hours.

Suborder I. *PHŒNICOPTERI*.

[*Cf.* Seebohm, *Classif. B.* p. 21; Stejneger, *Stand. Nat. Hist.* p. 153; Sharpe, *Review*, p. 76.]

- A. Palate desmognathous.
- B. Basipterygoid processes absent or very rudimentary.
- C. Nasals holorrhinal.
- D. Mandible much produced and recurved behind its articulation with the quadrate.
- E. Lachrymal nasal region elongated. Frontalia narrow, not covering the orbits above.
- F. Grooves for orbital glands present.
- G. Cæca well developed.
- H. Bill with lamellæ, like a Duck.

Family PHŒNICOPTERIDÆ.

Genus **PHŒNICOPTERUS** *.

Brisson, *Orn.* vi. p. 532 (1760).

Phœnicopterus roseus.

Phœnicopterus roseus, Pallas, *Zoogr. Rosso-As.* ii. p. 201 (1811);
Dresser, *B. Eur.* vi. p. 343, pl. 410 (1879).

THE COMMON FLAMINGO.

Hab. Southern Europe, the entire Continent of Africa down to Cape Colony, and Asia as far east as India.

- 1367. Skeleton. O. C. 1278 A. [Many of the bones exhibited in the Separate Series.] *Presented by Lord Lilford.*
- 1368. Skull. O. C. 1278 B. *Purchased.*
- 1369. Cranium of specimen 1367. S. S. 2187.
Presented by Lord Lilford.
- 1370. Sternum, with right coracoid and scapula. S. S. 994.
Presented by P. L. Selater, Esq., F.R.S.

* *Cf.* Eyton, *Osteol. Av.* pl. 4 *k* (skeleton of *P. ruber*), pl. 29, fig. 2.

Phœnicopterus ruber *.

Phœnicopterus ruber, Linnaeus, Syst. Nat. i. p. 230 (1766); Baird, Brewer, & Ridgw. Water-B. N. Amer. i. p. 415 (1884).

THE AMERICAN FLAMINGO.

Hab. Atlantic coasts of Tropical and Subtropical America, from Florida Keys to Northern South America and the Bermudas.

1371. Articulated skeleton. O. C. 1278. *Purchased.*

1372. Skull. O. C. 1279. *Hunterian.*

Suborder II. ANSERES †.

[Seebohm, Classif. B. p. 31; Sharpe, Review, p. 76.]

- A. Palate desmognathous.
- B. Basipterygoid processes on the rostrum of the basisphenoid articulating with the pterygoids as near the palatines as possible.
- C. Maxillo-palatines completely coalesced across the middle line.
- D. Mandible produced and recurved behind its articulation with the quadrate.
- E. Sternum with only one shallow notch on the posterior margin.

Family ANSERANATIDÆ.

Genus **ANSERANAS**.

Lesson, Man. d'Orn. ii. p. 418 (1828).

Anseranas melanoleucus.

Anas melanoleuca, Latham, Ind. Orn., Suppl. p. lxxix (1801).

Anseranas melanoleucus, Gould, Handb. B. Austr. ii. p. 352 (1865).

THE SEMIPALMATED GOOSE.

Hab. Australia.

* Cf. Shufeldt, Science, 1889, pp. 224, 225.

† Cf. Eyton, 'Monograph of the Anatidæ,' 1838; Holub and von Pelzeln, Orn. Südafr. pp. 314-331, cum fig. (skulls of various Ducks and Geese); Shufeldt, Proc. U. S. Nat. Mus. xi. p. 215.

Anseranas melanoleucus.

1373. Sternum of male, with right coracoid and scapula. From Clarence River, New South Wales (*E. P. Ramsay*). S. S. 1071. *Presented by P. L. Selater, Esq., F.R.S.*

Family PLECTROPTERIDÆ.

Genus **PLECTROPTERUS.**

Stephens, Gen. Zool. xii. pt. 2, p. 6 (1824).

Plectropterus gambensis.

Anas gambensis, Linnæus, Syst. Nat. i. p. 195 (1766).

Plectropterus gambensis, Finsch & Hartl. Vög. Ost-Afrika, p. 802 (1870); Holub & Pelz. Beitr. Orn. Südafri. pp. 310-321, cum fig.

THE SPUR-WINGED GOOSE.

Hab. Africa.

1374. Sternum, with shoulder-girdle. S. S. 2163.
From the Zoological Society.

Family ANATIDÆ.

Subfamily CEREOPSINÆ.

Genus **CNEMIORNIS** *.

Owen, Trans. Zool. Soc. v. p. 396 (1865).

Cnemiornis calcitrans.

Cnemiornis calcitrans, Owen, *ut supra*; Lydekker, Cat. Fossil B. Brit. Mus. p. 99 (1891).

THE NEW-ZEALAND GOOSE (extinct).

Hab. New Zealand.

1375. Cast of leg-bones.

* *Cf.* Lydekker, Cat. Fossil B. Brit. Mus. p. 99 (1891).

Genus **CEREOPSIS.**

Latham, Ind. Orn., Suppl. p. lxxvii (1801).

Cereopsis novæ-hollandiæ.*Cereopsis novæ-hollandiæ*, Latham, Ind. Orn., Suppl. p. lxxvi (1801); Gould, Handb. B. Austr. ii. p. 350 (1865).

THE CEREOPSIS GOOSE.

Hab. Tasmania, Victoria, and South Australia.

1376. Skeleton. O. C. 1262. *Gould Collection.*
1377. Articulated skeleton. *Purchased.*
1378. Sternum of female, with right coracoid, scapula, and furcula (*E. P. Ramsay*). S. S. 911.
Presented by P. L. Selater, Esq., F.R.S.
1379. Sternum, with shoulder-girdle, of female.
From the Zoological Society.

Subfamily ANSERINÆ.

Genus **ANSER.**

Brisson, Orn. vi. p. 261 (1760).

Anser segetum.*Anas segetum*, Gmelin, Syst. Nat. i. p. 512 (1788).*Anser segetum*, Dresser, B. Eur. vi. p. 363, pl. 412 (1879).

THE BEAN-GOOSE.

Hab. Europe and Asia, migrating south in winter.

1380. Sternum of male. *From the Zoological Society.*

Anser cinereus *.*Anser cinereus*, Meyer, Taschenb. deutsch. Vogelk. ii. p. 552 (1810); Dresser, B. Eur. vi. p. 355, pl. 411 (1878).

THE GREY-LAG GOOSE.

* (*cf.* A. B. Meyer, Abbild. Vogel-Skel. pl. cxvii. (skeleton).

Anser cinereus.

Hab. Throughout the Palearctic Region, ranging south in winter to North Africa and India.

1381. Sternum of male. *From the Zoological Society.*
 1382. Sternum of female, with right coracoid and scapula.
 S. S. 868. *Purchased.*

Anser, sp.

1383. Skeleton. O. C. 1260 A. *Hunterian.*

Anser domesticus.

1384. Skull. *Purchased.*
 1385. Skull. From Germany. *Purchased.*
 1386. Skull of young, disarticulated. O. C. 1260 B. *Purchased.*
 1387. Vertebral column and pelvis. O. C. 1260 c. *Purchased.*
 1388. Hyoidean arch.

Anser cygnoides*.

Anas cygnoides, Linnæus, Syst. Nat. i. p. 194 (1766).

Anser cygnoides, David & Oustalet, Ois. Chine, p. 493 (1877).

THE CHINESE GOOSE.

Hab. Eastern Siberia, China, Japan, and the Kurile Islands.

1389. Skeleton of male, from Shanghai. O. C. 1261 A.
Presented by Consul Swinhoe, F.R.S.
 1390. Sternum of female, with right coracoid, scapula, and furcula.
 S. S. 2049. *From the Zoological Society.*

Genus BERNICLA.

Brisson, Orn. vi. p. 300 (1760).

Bernicla, sp.

1391. Skeleton. O. C. 1260 D. *Stores.*

* Cf. Eyton, Monogr. Anat. pl. to p. 16 (skeleton).

1392. Sternum. O. C. 1260 E. *Stores.*
 1393. Pelvis. O. C. 1260 F. *Stores.*

Bernicla antarctica.

Anas antarctica, Gmelin, Syst. Nat. ii. p. 505 (1788).

Bernicla antarctica, Sel. & Salv. Nomencl. Av. Neotrop. p. 128 (1873).

THE ANTARCTIC BRENT-GOOSE.

Hab. Patagonia and the Falkland Islands.

1394. Skeleton. O. C. 1260 G. From the Falkland Islands.
Presented by E. A. Holmsted, Esq.

Bernicla sandwichensis.

Bernicla sandwicensis, Vigors, Proc. Zool. Soc. 1834, p. 43.

Chloephaga sandwichensis, Eyton, Monogr. Anat. p. 81 (1838).

THE SANDWICH-ISLAND GOOSE.

Hab. Sandwich Islands.

1395. Sternum of female, with shoulder-girdle. S. S. 2514.
Purchased.

Genus **CHLOEPHAGA** *.

Eyton, Monogr. Anat. pp. 13, 81 (1838).

Chloephaga magellanica.

Anas magellanica, Gmelin, Syst. Nat. ii. p. 505 (1788).

Chloephaga magellanica, Selater & Salvin, Nomencl. Av. Neotr. p. 128 (1873).

THE MAGELLANIC GOOSE.

Hab. Chili, Patagonia, and the Falkland Islands.

1396. Sternum, with shoulder-girdle. S. S. 2515. *Purchased.*

* Cf. Shufeldt, Proc. U.S. Nat. Mus. 1887, p. 383 (fig. of skull).

Genus **CHENALOPEX.**

Dumont, Diet. Sci. Nat. viii. p. 393 (1817).

Chenalopez ægyptiaca *.*Anas ægyptiaca*, Linnaeus, Syst. Nat. i. p. 197 (1766).*Chenalopez ægyptiacus*, Shelley, B. Egypt, p. 279 (1872).

THE EGYPTIAN GOOSE.

Hab. Egypt and Nubia.

1397. Skeleton. O. C. 1261.

Brookes Collection.

Subfamily CYGNINÆ.

Genus **CYGNUS.**

Bechstein, Orn. Taschenb. Th. ii. p. 404 (1803).

Cygnus musicus †.*Cygnus musicus*, Bechstein, Gemmin. Naturg. Deutschl. iii. p. 830 (1809); Dresser, B. Eur. vi. p. 441, pl. 419, fig. 4, head (1880).

THE WHOOPER SWAN.

Hab. Europe and Asia.1398. Articulated skeleton, with trachea *in situ*. O. C. 1241.*Brookes Collection.*

1399. Articulated skeleton (without trachea). O. C. 1242.

South Collection.

1400. Skull. O. C. 1243.

Hunterian.

1401. Skull. O. C. 1242 A.

1402. Bones of the trunk of a "Wild Swan" (right side of sternum removed to show the convoluted trachea). *Hunterian.** *Cf.* Eyton, Monogr. Anat. pl. to p. 22 (skeleton).† *Cf.* Eyton, *ibid.* pl. to p. 18 (skeleton).

1403. Sternum, with right coracoid, scapula, and furcula. S. S. 2021. *Stores.*
1404. Sternum, with shoulder-girdle and trachea. O. C. 1248.
1405. Sternum and shoulder-girdle, with trachea. O. C. 1247. *Brookes Collection.*
1406. Sternum. O. C. 1248 A.

Cygnus olor.

Anas olor, Gmelin, Syst. Nat. ii. p. 501 (1788).

Cygnus olor, Dresser, B. Eur. vi. p. 419, pl. 418 (1880).

THE MUTE SWAN.

Hab. Europe and Asia.

1407. Skeleton. O. C. 1251 B. *Presented by Mr. G. Searson.*
1408. Articulated skeleton. O. C. 1250. *Hunterian.*
1409. Skull, longitudinally bisected. O. C. 1244. *Hunterian.*
1410. Skull. O. C. 1245. *Purchased.*
1411. Skull. O. C. 1252. *Hunterian.*
1412. Skull. O. C. 1253. *Hunterian.*
1413. Sternum of female, with shoulder-girdle.
1414. Left clavicle and part of left ulna. (Subfossil.)
1415. Pelvis of female. O. C. 1245 A.
1416. Left tarso-metatarsus, longitudinally bisected. O. C. 1259. *Hunterian.*

Cygnus bewickii.

Cygnus bewickii, Yarrell, Trans. Linn. Soc. xvi. p. 445 (1833):

Dresser, B. Eur. vi. p. 433, pl. 410. fig. 3, head (1880).

BEWICK'S SWAN.

Hab. Northern Europe and Asia to Japan.

1417. Sternum and shoulder-girdle, with trachea. O. C. 1249. *Presented by Dr. Leach.*

Cygnus bewickii.

1418. Sternum, with coracoids and furcula, as well as entire trachea. O. C. 1249 c.
- 1419, 1420. Sterna, with part of trachea. O. C. 1249 A, 1249 B. (The keel removed, so as to show the convolution of trachea.)
1421. Sternum, with lower part of keel removed to show trachea. O. C. 1112. *Hunterian.*
1422. Sternum.

Cygnus buccinator*.

Cygnus buccinator, Richardson, Faun. Bor.-Amer. ii. p. 464 (1831).
Olor buccinator, Baird, Brewer, & Ridgway, Water-Birds N. Amer. i. p. 430 (1884).

THE TRUMPETER SWAN.

Hab. Chiefly the interior of North America; accidental in England.

1423. Sternum, with shoulder-girdle and trachea *in situ*. O. C. 1248 B. *From the Zoological Society.*
1424. Sternum (Sm. no. 6404).
Presented by the Smithsonian Institution.

Cygnus atratus.

Anas atrata, Latham, Ind. Orn. ii. p. 834 (1790).
Chenopsis atrata, Gould, Handb. B. Austr. ii. p. 346 (1865).

THE BLACK SWAN.

Hab. Australia and Tasmania.

1425. Articulated skeleton, mounted. O. C. 1255. *Purchased.*
1426. Articulated skeleton, mounted. O. C. 1256.
Brookes Collection.
1427. Skeleton. O. C. 1258 A. *Stores.*
- 1427 A. Skeleton (imperfect). O. C. 1251 A. *Stores.*

* For sternum, cf. Murie, P. Z. S. 1867, p. 12.

1428. Sternum and shoulder-girdle. O. C. 1258.
Presented by Sir Everard Home, Bart., F.R.S.
1429. Skull. O. C. 1257. *Purchased.*

Genus **DENDROCYGNA.**

Swainson, Classif. B. ii. p. 365 (1837).

Dendrocygna eytoni.

Leptotarsis eytoni, Gould, in Eyton's Mon. Anat. p. 111 (1835).

Dendrocygna eytoni, Gould, Handb. B. Austr. ii. p. 375 (1865).

EYTON'S TREE-DUCK.

Hab. Nearly the whole of Australia.

1430. Sternum of male, with shoulder-girdle.
From the Zoological Society.

Dendrocygna fulva.

Anas fulva, Gmelin, Syst. Nat. ii. p. 530 (1788).

Dendrocygna fulva, Baird, Brewer, and Ridgway, Water-Birds N. Amer. i. p. 484 (1884).

THE FULVOUS-BELLIED TREE-DUCK.

Hab. Southern borders of the United States, Central and South America.

1431. Sternum, with shoulder-girdle, of male.
From the Zoological Society.

Dendrocygna javanica.

Anas javanica, Horsfield, Trans. Linn. Soc. xiii. p. 199 (1822).

Dendrocygna javanica, Oates, B. Brit. Burm. ii. p. 273 (1883).

THE LESSER WHISTLING TEAL.

Hab. Indian Peninsula and Ceylon, the Indo-Chinese countries, the Malay Peninsula, Sumatra, Java, and Borneo.

1432. Natural skeleton of female : mounted.
Presented by Mr. J. Abrahams.
1433. Skull of male. *Presented by Mr. J. Abrahams.*

Dendrocygna arborea.

Anas arborea, Linnaeus, Syst. Nat. i. p. 207 (1766).

Dendrocygna arborea, Selater & Salvin, Nomencl. Av. Neotr. p. 129 (1873); Cory, Birds West Indies, p. 260 (1889).

THE WHISTLING TREE-DUCK.

Hab. Antilles.

1434. Sternum, with right coracoid, scapula, and furcula. From Jamaica. S. S. 2023. *Gosse Collection.*

Genus **CAIRINA.**

Fleming, Phil. Zool. ii. p. 260 (1822).

Cairina moschata.

Anas moschata, Linnaeus, Syst. Nat. i. p. 199 (1766).

Cairina moschata, Selater & Salvin, Nomencl. Av. Neotr. p. 129 (1873).

THE MUSCOVY DUCK.

Hab. South America.

1435. Skeleton. O. C. 1265 A. *Hunterian.*

Genus **TADORNA.**

Fleming, Phil. Zool. ii. p. 260 (1822).

Tadorna tadornoides.

Anas tadornoides, Jardine & Selby, Ill. Orn. ii. pl. 62 (c. 1830).

Casarca tadornoides, Gould, Handb. B. Austr. ii. p. 361 (1865).

THE CHESTNUT-COLOURED SHELDRAKE.

Hab. New South Wales, Southern and Western Australia, and Tasmania.

1436. Sternum of young male, with right coracoid, scapula, and furcula. From Clarence River, N. S. Wales (*E. P. Ramsay*). S. S. 1692.

Presented by P. L. Selater, Esq., F.R.S.

Tadorna cornuta *.

Anas cornuta, S. G. Gmelin, Reise d. Russl. ii. p. 185. pl. 18 (1774).

Tadorna cornuta, Dresser, B. Eur. vi. p. 451, pl. 420 (1878).

THE COMMON SHELDRAKE.

Hab. Temperate and Southern portions of Europe and Northern Asia.

1437. Skeleton. O. C. 1265 B. *Hunterian.*
 1438. Sternum, with right coracoid, scapula, and furcula. S. S. 843. *Purchased.*

Genus **ANAS**.

Linnaeus, Syst. Nat. i. p. 194 (1766).

Anas boscas †.

Anas boscas, Linnæus, Syst. Nat. i. p. 205 (1766); Dresser, B. Eur. vi. p. 469, pl. 422 (1873).

THE MALLARD.

Hab. Europe and North America.

1439. Skeleton. O. C. 1263. *South Collection.*
 1440. Articulated skeleton of female. *Presented by Mr. J. Abrahams.*
 a. *Anas domestica.*
 1441. Skull of Domestic Duck. O. C. 1263 E. *Received in exchange.*
 1442. Cranium. O. C. 1270. *Presented by Dr. Leach.*
 1443, 1444. Hyoidean arches. O. C. 1271 B, O. C. 1271 c.
 1445. Sternum, with right coracoid, scapula, and furcula. S. S. 846. *Purchased.*
 1446. Skull, sternum, pelvis, and bones of the right wing of a nestling. O. C. 1263 F. *Purchased.*

* Cf. Eyton, Monogr. Anat. pl. to p. 25 (skeleton).

† Cf. Eyton, *ibid.* pl. to p. 45 (skeleton); A. B. Meyer, Abbild. Vogel-Skelet. i. pl. cxv. (skeleton).

Anas boscas.

1447. Bones of a newly hatched nestling. O. C. 1263 D.
Purchased.
1448. Bones of trunk of "Rouen Duck," ♂ (weight 7 lb. 3 oz.).
Bred by Mr. Crowhurst of Canterbury. O. C. 1263 C.
Presented by Sir Joseph Fayrer.

Anas obscura.

Anas obscura, Gmelin, Syst. Nat. ii. p. 541 (1788); Baird, Brewer,
& Ridgway, Water-Birds N. Amer. i. p. 499 (1884).

THE BLACK MALLARD OR DUSKY DUCK.

Hab. Eastern North America, west to Utah and Texas, north
to Labrador.

1449. Sternum, with shoulder-girdle, of female.
From the Zoological Society.

Genus QUERQUEDULA.

Stephens, Gen. Zool. xii. pt. 2, p. 142 (1824).

Querquedula crecca*.

Anas crecca, Linnæus, Syst. Nat. i. p. 204 (1766).
Querquedula crecca, Dresser, B. Eur. vi. p. 507, pl. 426 (1871).

THE COMMON TEAL.

Hab. Europe and Northern Asia.

1450. Skeleton (toes defective). O. C. 1263 B.
Yarrell Collection.
1451. Skull. O. C. 1270 B. *Received in exchange.*
1452. Sternum, with right coracoid, scapula, and furcula. S. S.
2025. *Stores.*
1453. Sternum, with shoulder-girdle. From Nepal (no. 618).
Presented by B. H. Hodgson, Esq.

* Cf. Eytton, Monogr. Anat. pl. to p. 37 (skeleton); A. B. Meyer, Abbild. Vogel-Skelet. i. pl. cxiv.

Querquedula falcata.

Anas falcata, Georgi, Reis. Russ. Reich, p. 167 (1775).

Querquedula falcata, Dresser, B. Eur. vi. p. 525, pl. 429 (1871).

THE FALCATED TEAL.

Hab. Eastern Siberia and Japan, migrating southward in winter to China.

1454. Skeleton. From Shanghai. O. C. 1271 E.

Presented by Consul R. Swinhoe, F.R.S.

Querquedula carolinensis.

Anas carolinensis, Gmelin, Syst. Nat. ii. p. 533 (1788).

Nettion carolinensis, Baird, Brewer, & Ridgway, Water-Birds N. Amer. ii. p. 2 (1884).

THE AMERICAN GREEN-WINGED TEAL.

Hab. North America in general, migrating south as far as Honduras and Cuba.

1455. Sternum of female. S. S. 1291.

Presented by the Smithsonian Institution.

Genus **CHAULELASMUS.**

Bonaparte, Comp. List B. Eur. & N. Amer. p. 56 (1838).

Chaulelasmus streperus.

Anas strepera, Linnæus, Syst. Nat. i. p. 200 (1766).

Chaulelasmus streperus, Dresser, B. Eur. vi. p. 487, pl. 424 (1873).

THE GADWALL.

Hab. Europe, Northern Asia, and North America.

1456. Sternum, with right coracoid, scapula, and furcula. S. S. 847. *Purchased.*

1457. Sternum, with shoulder-girdle. From Nepal.

Presented by B. H. Hodgson, Esq.

Genus **DAFILA.**

Stephens, Gen. Zool. xii. pt. 2, p. 126 (1824).

Dafila acuta.*Anas acuta*, Linnæus, Syst. Nat. i. p. 202 (1766).*Dafila acuta*, Dresser, B. Eur. vi. p. 531, pls. 430, 431 (1873).

THE PINTAIL DUCK.

Hab. Palearctic, Nearctic, and Indian Regions.

1458. Skull of male. From Germany. *Purchased.*
1459. Sternum, with right coracoid, scapula, and furcula. S. S. 851. *Purchased.*

Dafila bahamensis *.*Anas bahamensis*, Linnæus, Syst. Nat. i. p. 199 (1766).*Dafila bahamensis*, Cory, Birds West Indies, p. 263 (1889).

THE BAHAMA PINTAIL DUCK.

Hab. Bahamas and Antilles.

1460. Sternum, with shoulder-girdle. S. S. 2157. *From the Zoological Society.*

Genus **MARECA.**

Stephens, Gen. Zool. xii. pt. 2, p. 130 (1766).

Mareca penelope.*Anas penelope*, Linnæus, Syst. Nat. i. p. 202 (1766).*Mareca penelope*, Dresser, B. Eur. vi. p. 541, pl. 433 (1876).

THE COMMON WIGEON.

Hab. Europe and Northern Asia ; North America.

1461. Skeleton. *Presented by A. M. Paterson, Esq.*
1462. Skull. O. C. 1270 A. *Received in exchange.*

* Cf. A. B. Meyer, Abbild. Vogel-Skelet. i. pl. cxvi. (skeleton).

1463. Skull. O. C. 1271 A. *Received in exchange.*
1464. Sternum, with right coracoid, scapula, and furcula. S. S. 850. *Purchased.*

Mareca americana.

- Anas americana*, Gmelin, Syst. Nat. ii. p. 526 (1788).
Mareca americana, Baird, Brewer, & Ridgway, Water-Birds N. Amer. i p. 520 (1884).

THE AMERICAN WIGEON.

Hab. North America, south to Guatemala and Cuba. Accidental in Europe.

1465. Sternum. *Presented by the Smithsonian Institution.*

Genus **SPATULA.**

Boie, Isis, 1822, p. 564.

Spatula clypeata.

- Anas clypeata*, Linnæus, Syst. Nat. i. p. 200 (1766).
Spatula clypeata, Dresser, B. Eur. vi. p. 497, pl. 425 (1873).

THE COMMON SHOVELLER.

Hab. Europe and Asia, as well as North America.

1466. Sternum, with shoulder-girdle. From Nepal.
Presented by B. H. Hodgson, Esq.
1467. Sternum, with right coracoid, scapula, and furcula. S. S. 852. *Purchased.*

Spatula rhynchotis.

- Anas rhynchotis*, Latham, Ind. Orn., Suppl. p. lxx (1801).
Spatula rhynchotis, Gould, Handb. B. Austr. ii. p. 368 (1865).

THE AUSTRALIAN SHOVELLER.

Hab. Australia and Tasmania.

1468. Sternum of male, with right coracoid, scapula, and furcula. From Clarence River, N. S. Wales (*E. P. Ramsay*). S. S. 913. *Presented by P. L. Selater, Esq., F.R.S.*

Genus **MALACORHYNCHUS.**

Swainson, Journ. Roy. Inst. no. 4, p. 18 (1831).

Malacorhynchus membranaceus.*Anas membranacea*, Latham, Ind. Orn., Suppl. p. lxxix (1801).*Malacorhynchus membranaceus*, Gould, Handb. B. Austr. ii. p. 372 (1865).

THE PINK-EYED DUCK.

Hab. Australia and Tasmania.

1469. Sternum of male, with right coracoid, scapula, and furcula. From Clarence River, N. S. Wales (*E. P. Ramsay*). S. S. 912. *Presented by P. L. Selater, Esq., F.R.S.*

Genus **AIX.**

Boie, Isis, 1828, p. 329.

Aix galericulata.*Anas galericulata*, Linnæus, Syst. Nat. i. p. 206 (1766).*Aix galericulata*, David & Oust. Ois. Chine, p. 501 (1877).

THE MANDARIN DUCK.

Hab. Central and Southern China, migrating to Amoorland in summer.

1470. Skeleton. O. C. 1271 D. *From the Zoological Gardens.*
1471. Sternum of female, with right coracoid, scapula, and furcula. S. S. 1009. *Purchased.*

Aix sponsa.*Anas sponsa*, Linnæus, Syst. Nat. i. p. 207 (1766).*Aix sponsa*, Baird, Brewer, & Ridgway, Water-Birds N. Amer. ii. p. 11 (1884).

THE WOOD-DUCK.

Hab. The whole of Temperate North America.

1472. Sternum of male, with right coracoid, scapula, and furcula. S. S. 2038. *Stores.*

Genus **FULIX.**

Sundevall. K. Vet. Akad. Förhandl. Stockholm, 1836, p. 129.

Fulix cristata.

Anas cristata, Leach, Syst. Cat. M. & B. Brit. Mus. p. 39 (1816).

Fuligula cristata, Dresser, B. Eur. vi. p. 573, pl. 437 (1879).

THE TUFTED DUCK.

Hab. Europe and Northern Asia, migrating southwards in winter.

1473. Sternum. From Nepal. *Presented by B. H. Hodgson, Esq.*

1474. Sternum, with shoulder-girdle. O. C. 1268 B.

Fulix marila.

Anas marila, Linnæus, Syst. Nat. i. p. 196 (1766).

Fulix marila, Baird, Brewer, & Ridgw. Water-Birds N. Amer. ii. p. 18 (1884).

THE SCAUP DUCK.

Hab. Europe and Northern Asia. North America.

1475. Skull of male. O. C. 1268 c. *Received in exchange.*

1476. Sternum of female, with right coracoid, scapula, and furcula. S. S. 849. *Purchased.*

Fulix affinis.

Fuligula affinis, Eyton, Mon. Anat. p. 157 (1838).

Fulix affinis, Baird, Brewer, & Ridgw. Water-Birds N. Amer. ii. p. 22 (1884).

THE LESSER SCAUP DUCK.

Hab. The whole of North America, south to Guatemala and the West Indies.

1477. Sternum of male. S. S. 1274.

Presented by the Smithsonian Institution.

Fulix collaris.

Anas collaris, Donovan, Brit. B. vi. pl. 147 (1809).

Fulix collaris, Baird, Brewer, & Ridgw. Water-Birds N. Amer. ii. p. 25 (1884).

THE RING-NECKED SCAUP-DUCK.

Hab. North and Central America.

1478. Sternum. *Presented by the Smithsonian Institution.*

Genus **NYROCA.**

Fleming, Phil. Zool. ii. p. 260 (1822).

Nyroca ferruginea *.

Anas ferruginea, Gmelin, Syst. Nat. ii. p. 528 (1788).

Nyroca ferruginea, Dresser, B. Eur. vi. p. 581, pl. 438 (1872).

THE WHITE-EYED DUCK.

Hab. Europe and Asia.

1479. Skull of female. From Prussia. *Purchased.*

Nyroca australis.

Nyroca australis, Gould, MS.; Eyton, Monogr. Anat. p. 160 (1838); Gould, Handb. B. Austr. ii. p. 377 (1865).

THE AUSTRALIAN WHITE-EYED DUCK.

Hab. Australia and Tasmania.

1480. Skeleton. O. C. 1266. *Gould Collection.*

Genus **ÆTHYIA.**

Æthya, Boie, Isis, 1822, p. 564.

Æthya ferina.

Anas ferina, Linnæus, Syst. Nat. i. p. 203 (1766).

Fuligula ferina, Dresser, B. Eur. vi. p. 551, pl. 454 (1878).

THE COMMON POCHARD.

* Cf. Eyton, Monogr. Anat. pl. to p. 63.

Hab. Europe and Northern Asia.

- 1481, 1482. Skulls of male and female. From Prussia. *Purchased.*
 1483. Sternum, with right coracoid, scapula, and furcula. S. S. 848. *Purchased.*

Genus **HARELDA.**

Stephens, Gen. Zool. xii. pt. 2, p. 174 (1824).

Harelda glacialis *.

Anas glacialis, Linnæus, Syst. Nat. i. p. 203 (1766).

Harelda glacialis, Dresser, B. Eur. vi. p. 617, pl. 444 (1875).

THE LONG-TAILED DUCK.

Hab. Northern Europe, Asia, and America.

1484. Skull of male. From Prussia. *Purchased.*
 1485. Sternum. S. S. 1273. *Presented by the Smithsonian Institution.*

Genus **SOMATERIA.**

Leach in Thoms. Ann. of Philosophy, xiii. p. 61 (1819).

Somateria mollissima.

Anas mollissima, Linnæus, Syst. Nat. i. p. 198 (1766).

Somateria mollissima, Dresser, B. Eur. vi. p. 629, pl. 445 (1871).

THE EIDER DUCK.

Hab. North-western Europe.

1486. Dried head of young. O. C. 1267. *Hunterian.*

* Cf. Eyton, Monogr. Anat. pl. to p. 65 (skeleton).

Genus **PELIONETTA.**

Kaup, Entw. Europ. Thierw. p. 107 (1829).

Pelionetta perspicillata.*Anas perspicillata*, Linnæus, Syst. Nat. i. p. 201 (1766).*Pelionetta perspicillata*, Baird, Brewer, & Ridgw. Water-Birds N. Amer. ii. p. 98 (1884).

THE SURF-SCOTER.

Hab. North America.

1487. Sternum. S. S. 1288.

*Presented by the Smithsonian Institution.*Genus **ŒDEMIA.**

Fleming, Phil. Zool. ii. p. 260 (1822).

Œdemia fusca.*Anas fusca*, Linnæus, Syst. Nat. i. p. 196 (1766).*Œdemia fusca*, Dresser, B. Eur. vi. p. 657, pl. 448 (1877).

THE VELVET SCOTER.

Hab. Europe.

1488. Skull (wanting pterygoids and quadrates). O. C. 1268.

Presented by Dr. Leach.

1489. Sternum, with right coracoid, scapula, and furcula. S. S. 867.

*Purchased.***Œdemia nigra.***Anas nigra*, Linnæus, Syst. Nat. i. p. 196 (1766).*Œdemia nigra*, Dresser, B. Eur. vi. p. 663, pl. 449 (1877).

THE COMMON SCOTER.

Hab. Northern Europe and Asia.

1490. Skull of male. From Germany.

Purchased.

1491. Sternum. O. C. 1268 A.
1492. Sternum, with right coracoid, scapula, and furcula. S. S. 844. *Purchased.*

Genus **BIZIURA.**

Steph. Gen. Zool. xii. pt. 2, p. 221 (1824).

Biziura lobata.

Anas lobata, Shaw, Nat. Misc. pl. 255.

Biziura lobata, Gould, Handb. B. Austr. ii. p. 381 (1865).

THE MUSK-DUCK.

Hub. Southern and Western Australia to Tasmania.

1493. Skeleton. O. C. 1264. *Gould Collection.*
1494. Skeleton. O. C. 1265. *Gould Collection.*
1495. Sternum of female, with right coracoid, scapula, and furcula. From Clarence River, N. S. Wales (*E. P. Ramsay*). S. S. 1362.
Presented by P. L. Selater, Esq., F.R.S.

Genus **TACHYERES.**

Owen, Trans. Zool. Soc. ix. p. 254 (1875).

Tachyeres cinereus *.

Anas cinerea, Gmelin, Syst. Nat. i. p. 506 (1788).

Tachyeres cinereus, Sel. & Salv. Voy. 'Challenger,' ii. Birds, p. 107 (1880).

THE STEAMER DUCK.

Hub. Falkland Islands and Patagonia.

1496. Skeleton, from the Falkland Islands (the skull imperfect). O. C. 1266 A. *Hunterian.*
1497. Skeleton, from the Falkland Islands. O. C. 1266 B. *Hunterian.*

* Cf. Cunningham, Trans. Zool. Soc. vii. pp. 493-501.

Genus **CLANGULA.**

Leach in Ross' Voy. Expl. Baffin's Bay, App. p. xlvi (1819).

Clangula glaucion.

Anas glaucion, Linnæus, Syst. Nat. i. p. 201 (1766).

Clangula glaucion, Dresser, B. Eur. vi. p. 595, pl. 440 (1875).

THE GOLDEN-EYE.

Hab. Northern Europe and North America, migrating southward in winter.

1498. Sternum, with right coracoid, scapula, and furcula. S. S.
845. *Purchased.*

Clangula americana.

Clangula americana, Bonaparte, Comp. List B. Eur. & N. Amer.
p. 58 (1838).

Clangula glaucion americana, Baird, Brewer, & Ridgway, Water-Birds N. Amer. ii. p. 44 (1884).

THE AMERICAN GOLDEN-EYE.

Hab. The whole of North America, south to Cuba in winter.

1499. Sternum. S. S. 1290.
Presented by the Smithsonian Institution.

Clangula albeola.

Anas albeola, Linnæus, Syst. Nat. i. p. 199 (1766).

Clangula albeola, Baird, Brewer, and Ridgway, Water-Birds N. Amer. ii. p. 48 (1884).

THE BUFFLE-HEADED DUCK.

Hab. North America, migrating south in winter to Cuba and Mexico.

1500. Sternum. *Presented by the Smithsonian Institution.*

Genus **MERGUS.**

Linnaeus, Syst. Nat. i. p. 207 (1766).

Mergus merganser.

Mergus merganser, Linnaeus, Syst. Nat. i. p. 208 (1766); Dresser, B. Eur. vi. p. 685, pl. 452 (1875).

THE GOOSANDER.

Hab. Northern Europe and Asia; North America; migrating southwards in winter.

1501. Skeleton, mounted. O. C. 1272. *South Collection.*
1502. Skeleton. O. C. 1273A. *Purchased.*
[Many of the bones exhibited in the Separate Series.]
1503. Skull. O. C. 1273. *Hunterian.*
1504. Sternum. O. C. 1273 B.
1505. Sternum. O. C. 1273 C (Sm. no. 12173).
Presented by the Smithsonian Institution.
1506. Sternum, with right coracoid, scapula, and furcula. S. S. 842. *Purchased.*
1507. Sternum, with right coracoid, scapula, and furcula. S. S. 737. *Purchased.*
1508. Sternum of young male. O. C. 1272 B (Sm. no. 6410).
Presented by the Smithsonian Institution.

Mergus serrator.

Mergus serrator, Linnaeus, Syst. Nat. i. p. 208 (1766); Dresser, B. Eur. vi. p. 693, pl. 453 (1874).

THE RED-BREASTED MERGANSER.

Hab. Northern Europe and Asia, and North America; migrating south in winter.

1509. Skeleton, mounted. O. C. 1272 A. *Yarrell Collection.*
1510. Hyoidean arch. O. C. 1276. *Presented by Dr. Leach.*

Mergus albellus.

Mergus albellus, Linnaeus, Syst. Nat. i. p. 209 (1766); Dresser, B. Eur. vi. p. 699, pls. 454, 455 (1874).

THE SMEW.

Hab. Northern Europe and Asia; migrating southward in winter.

1511. Skull. O. C. 1274. *Presented by Dr. Leach.*
 1512. Hyoidean arch. O. C. 1275. *Presented by Dr. Leach.*
 1513. Sternum, with right scapula, coracoid, and furcula. S. S. 866. *Purchased.*

Suborder III. PALAMEDEÆ.

[*Cf.* Seebohm, Classif. B. p. 32; Stejneger, Stand. Nat. Hist., Aves, p. 133; Sharpe, Review, p. 76.]

- A. Palate desmognathous.
 B. No uncinatè processes to the ribs.
 C. Cervical vertebræ more than 18 in number.
 D. Plumage of upper parts with no spinal bare tract.

Family PALAMEDEIDÆ.

Genus **PALAMEDEA** *.

Linnaeus, Syst. Nat. i. p. 232 (1766).

Palamedea cornuta.

Palamedea cornuta, Linnaeus, Syst. Nat. i. p. 232 (1766); Sel. & Salv. Nomencl. Av. Neotrop. p. 128 (1873).

THE HORNED SCREAMER.

Hab. Guiana and Amazonia.

1514. Skeleton (upper part of brain-case removed), mounted. *Purchased.*
 1515. Radius, ulna, carpus, metacarpus, and phalanges of right wing. O. C. 1287. *British Museum.*

* *Cf.* Garrod, P. Z. S. 1876, p. 189 (*Chauna derbiana*).

Subclass *GALLIFORMES*.[*Cf.* Seebohm, *Classif. B.* p. 33.]

- A. Young when hatched thickly covered with down.
- B. Maxillo-palatines not united across the middle line.
- C. Keel of sternum well developed.
- D. Deep plantar tendon, if reaching the hallux, proceeding from the *flexor longus hallucis*, and not from the *flexor perforans digitorum*.

Order I. TUBINARES*.

[*Cf.* Stejneger, *Stand. Nat. Hist., Aves*, p. 84; Seebohm, *Classif. B.* p. 34.]

- A. External nostrils produced into tubes.
- B. Nasals holorrhinal.
- C. Dorsal vertebræ heterocœlous.
- D. Hallux absent, or reduced to one phalanx, the other toes directed forward.
- E. Spinal feather-tract well-defined on the neck.
- F. Oil-gland tufted.

Family DIOMEDEIDÆ.

- A. Nasals tubes separated from each other.
- B. No basipterygoid processes.

Genus **DIOMEDEA** †.Linnaeus, *Syst. Nat.* i. p. 214 (1766).**Diomedea exulans.**

Diomedea exulans, Linnaeus, *Syst. Nat.* i. p. 214 (1766); Sharpe, *Phil. Trans. extra vol.* 168, p. 45 (1879).

THE WANDERING ALBATROS.

Hab. Atlantic and Pacific Oceans.

* *Cf.* *Procellariiformes*, Sharpe, *Review*, p. 71; Lydekker, *Cat. Fossil Birds Brit. Mus.* p. 184 (1891).

† *Cf.* Lydekker, *Cat. Fossil Birds Brit. Mus.* p. 188 (1891); also Shufeldt, *Proc. U.S. Nat. Mus.* 1888, pp. 253-315 ("Figures and Descriptions of North-American Tubinares").

Diomedea exulans.

1516. Articulated skeleton. O. C. 1189. *Purchased.*
1517. Bones of skeleton, many longitudinally bisected. O. C. 1199-1216 A. *Hunterian.*
1518. Skeleton. O. C. 1217 D. *Stores.*
1519. Skeleton. O. C. 1217 O. *Stores.*
- 1520, 1521. Skulls (one incomplete). O. C. 1190, 1191. *Hunterian.*
1522. Skull. O. C. 1191 A.
1523. Skull. O. C. 1191 B.
Presented by the Managers of the Royal Institution.
1524. Skull (very large), wanting left pterygoid. O. C. 1191 C.
Presented by Mr. E. Hornblow.
1525. Dried head. O. C. 1194. *Presented by W. Bullock, Esq.*
1526. Dried head. O. C. 1194 A. *Purchased.*
1527. Skull, vertically bisected. O. C. 1191, 1192.
Presented by Sir Richard Owen, F.R.S.
1528. Thorax and pelvis. O. C. 1196. *Hunterian.*
1529. Sternum. O. C. 1196 A.
1530. Sternum, with right coracoid, scapula, and furcula. S. S. 1819. *Gould Collection.*
1531. Left foot with interdigital membrane. O. C. 1217.

Diomedea, sp.

1532. Skeleton. O. C. 1217 C.
1533. Skeleton (imperfect), pelvis and left wing missing. O. C. 1217 K.
1534. Skeleton. O. C. 1217 L.

1535. Skeleton. O. C. 1217 M.
 1536. Skeleton. O. C. 1217 N.
 1537. Right and left radii and ulnæ. *Hunterian.*

Diomedea chlororhyncha.

Diomedea chlororhynchus, Latham, Ind. Orn. ii. p. 790 (1790);
 Gould, Handb. B. Austr. ii. p. 437 (1865).

THE YELLOW-NOSED ALBATROS.

Hab. Southern Indian and South Pacific Oceans.

1538. Skull. O. C. 1219 A. *Purchased.*
 1539. Skull. *Stores.*

Diomedea derogata.

Diomedea derogata, Swinhoe, P. Z. S. 1875, p. 786; David et
 Oustalet, Ois. Chine, p. 516 (1877).

THE CHINESE ALBATROS.

Hab. Chinese Seas.

1540. Skeleton of male. From Chefoo, China. O. C. 1219 B.
Presented by R. Swinhoe, Esq., F.R.S.

Diomedea melanophrys.

Diomedea melanophrys, Temminck, Pl. Col. v. pl. 456. livr. 77
 (1828); Sharpe, Phil. Trans. extra vol. 168, p. 46 (1879).

THE BLACK-EYEBROWED ALBATROS OF MOLLY
 MAWK.

Hab. Southern Oceans generally.

1541. Skeleton. O. C. 1217 I. *Gould Collection.*
 1542. Skeleton, mounted. O. C. 1219. *Gould Collection.*

Diomedea fuliginosa.

Diomedea fuliginosa, Gmelin, Syst. Nat. ii. p. 568 (1788); Sharpe,

Phil. Trans. extra vol. 168, p. 48 (1879).

Phaebetria fuliginosa, Gould, Handb. B. Austr. ii. p. 441 (1865).

THE SOOTY ALBATROS.

Hab. Temperate latitudes of the Southern Hemisphere.

1543. Skeleton (imperfect). O. C. 1217 D. *Stores.*

1544. Skeleton. O. C. 1217 E. *Stores.*

1545. Skeleton. O. C. 1217 G. *Stores.*

1546, 1547. Skulls. O. C. 1191 D, 1191 E.

Presented by Alfred Lingard, Esq.

Diomedea cauta.

Diomedea cauta, Gould, P. Z. S. 1840, p. 177; id. Handb. B. Austr.

ii. p. 434 (1865).

THE SHY ALBATROS.

Hab. South Australian seas.

1548. Skeleton. O. C. 1217 H. *Gould Collection.*

Family PROCELLARIIDÆ.

A. Nostrils placed close together.

B. Basipterygoid processes present.

Genus **OSSIFRAGA** *.

Hombrou et Jacquinot, C. R. xviii. p. 356 (1844).

Ossifraga gigantea.

Procellaria gigantea, Gmelin, Syst. Nat. ii. p. 563 (1788).

Ossifraga gigantea (Gm.), Sharpe, Phil. Trans. extra vol. 168,
p. 42 (1879).

THE GIANT PETREL.

Hab. Seas of Southern Hemisphere generally.

1549. Skeleton : mounted. G. C. 1218. *Gould Collection.*

* Cf. Lydekker, Cat. Fossil Birds Brit. Mus. p. 187 (1891).

1550. Skull (wanting left quadrate bone). O. C. 1222.
Hunterian.
1551. Skull (wanting left quadrate bone). O. C. 1222 A.
1552. Skull. O. C. 1222 B. *Presented by F. Kiernan, Esq.*

Genus **MAJAQUEUS.**

Reichenbach, Natürl. Syst. Vögel, p. iv (1852).

Majaqueus conspicillatus.*Procellaria conspicillata*, Gould, Ann. & Mag. N. H. xiii. p. 362 (1844).*Majaqueus conspicillatus*, Gould, Handb. B. Austr. ii. p. 445 (1865).

THE SPECTACLED PETREL.

Hab. South Atlantic and Pacific Oceans.

1553. Skull. O. C. 1221 B. *Presented by Mr. Williams.*

Majaqueus æquinoctialis.*Procellaria æquinoctialis*, Linnæus, Syst. Nat. i. p. 213 (1760).*Majaqueus æquinoctialis* (L.), Sharpe, Phil. Trans. extra vol. 168, p. 19 (1879).

THE CAPE HEN.

Hab. Southern Seas.

1554. Skeleton. O. C. 1220 M. *Gould Collection.*
1555. Skull. S. S. 1925. *Stores.*

Genus **THALASSOICA.**

Reichenbach, Natürl. Syst. Vögel, p. iv (1852).

Thalassoica glacialoides.*Procellaria glacialoides*, Smith, Ill. Zool. S. Afr., Aves, pl. 51 (1849).*Thalassoica glacialoides*, Gould, Handb. B. Austr. ii. p. 467 (1865).

THE SILVERY-GREY PETREL.

Hab. Atlantic and Pacific Oceans.

1556. Skeleton. O. C. 1220 L. *Gould Collection.*

Genus **FULMARUS.**

Stephens, Gen. Zool. xiii. pt. 1, p. 233 (1826).

Fulmarus rodgersi.*Fulmarus rodgersii*, Cassin, Pr. Ac. Nat. Sci. Phil. 1862, p. 90.*Fulmarus glacialis rodgersii*, A. O. U. Check-list N. Am. B. p. 99 (1886).

RODGERS' FULMAR PETREL.

Hab. Bering Sea.

1557. Skeleton of trunk. S. Paul's Island, Alaska (*H. W. Elliott* : Sm. no. 12610). O. C. 1223 A.

*Presented by the Smithsonian Institution.***Fulmarus glacialis.***Procellaria glacialis*, Linnæus, Syst. Nat. i. p. 213 (1766).*Fulmarus glacialis*, Dresser, B. Eur. viii. p. 535, pl. 617 (1878).

THE FULMAR PETREL.

Hab. North Atlantic.

1558. Dried head. O. C. 1123.

*Hunterian.*Genus **PUFFINUS** *.

Brisson, Orn. vi. p. 131 (1760).

Puffinus anglorum.*Procellaria anglorum*, Temminck, Man. d'Orn. ii. p. 807 (1820).*Puffinus anglorum*, Dresser, B. Eur. viii. p. 517, pl. 615. fig. 1 (1876).

THE MANX SHEARWATER.

Hab. North Atlantic Ocean.

1559. Natural skeleton. O. C. 1161 C.

From the Zoological Society.

* Cf. Lydekker, Cat. Fossil Birds Brit. Mus. p. 185 (1891).

Puffinus brevicaudus.

Puffinus brevicaudus, Brandt, Icon. Rossic. Av. tab. 6. fig. 17.

Nectris brevicaudus, Gould, Handb. B. Austr. ii. p. 459 (1865).

THE SHORT-TAILED PETREL.

Hab. South Australian seas.

1560. Skeleton (toes defective): mounted. O. C. 1224. From
Green Island, Bass's Straits. *Gould Collection.*

Genus **ŒSTRELATA.**

Bonaparte, Consp. Av. ii. p. 188 (1856).

Œstrelata mollis.

Procellaria mollis, Gould, Ann. & Mag. N. H. xiii. p. 363 (1844).

Œstrelata mollis, Gould, Handb. B. Austr. ii. p. 453 (1865).

THE SOFT-PLUMAGED PETREL.

Hab. South Atlantic and Pacific Oceans.

1561. Skeleton. O. C. 1220 κ . *Gould Collection.*
1562. Skeleton. O. C. 1220 Γ . *Stores.*
1563. Skeleton. O. C. 1220 H . *Stores.*

Genus **DAPTION.**

Stephens, Gen. Zool. xiii. p. 239 (1825).

Daption capensis *.

Procellaria capensis, Linnæus, Syst. Nat. i. p. 213 (1766).

Daption capensis (L.), Sharpe, Phil. Trans, vol. 168, p. 18 (1879).

THE CAPE PETREL.

Hab. Oceans of the Southern Hemisphere, north to about latitude 25°.

1564. Skeleton.

* Cf. Shufeldt, Proc. U.S. Nat. Mus. 1887, p. 380.

Daption capensis.

1565. Skeleton.
1566. Skeleton: mounted. O. C. 1220. *Brookes Collection.*
1567. Skeleton. O. C. 1220 c.
1568. Skeleton. O. C. 1220 D. *Gould Collection.*
1569. Skeleton. O. C. 1220 A.
Presented by F. W. Bennett, Esq.
1570. Skeleton. O. C. 1220 B.
1571. Skull. O. C. 1221 A.

Genus **PRION.**

Lacépède, Mém. l'Inst. Paris, iii. p. 513 (1801).

Prion desolatus.

Procellaria desolata, Gmelin, Syst. Nat. i. p. 562 (1788).

Prion desolata (Gm.), Sharpe, Phil. Trans. vol. 168, p. 37 (1879).

THE DOVE-LIKE PETREL.

Hab. Southern Oceans.

1572. Skeleton. O. C. 1220 F. *Stores.*

Prion vittatus.

Procellaria vittata, Gmelin, Syst. Nat. i. p. 560 (1788).

Prion vittatus (Gm.), Sharpe, Phil. Trans. vol. 168, p. 35 (1879).

THE BROAD-BILLED BLUE PETREL.

Hab. Southern Oceans.

1573. Skeleton. O. C. 1220 E. *Gould Collection.*
1574. Sternum. S. S. 1820. *Stores.*

Genus **THALASSIDROMA.**

Vigors, Zool. Journ. ii. p. 405 (1825).

Thalassidroma pelagica.*Procellaria pelagica*, Linnæus, Syst. Nat. i. p. 212 (1766).*Thalassidroma pelagica* (L.), Dresser, B. Eur. viii. p. 491, pl. 613.
fig. 1 (1874).

THE STORMY PETREL.

Hab. Atlantic Ocean.1575. Natural skeleton. O. C. 1224 A. *Yurrell Collection.*Genus **CYMOCHORHEA.**

Coues, Proc. Philad. Acad. 1864, p. 75.

Cymochorhea leucorrhœa.*Procellaria leucorrhœa*, Vieill. N. Dict. xxiii. p. 422 (1817).*Cymochorea leucorrhœa* (V.), Baird, Brewer, & Ridgw. Water-Birds
N.-Amer. ii. p. 407 (1884).

LEACH'S PETREL.

Hab. Atlantic Ocean.1576. Sternum, with right coracoid, scapula, and furcula. S. S.
2037.

Order II. IMPENNES*.

[*Cf.* Sechohm, Classif. B. p. 35. *Sphenisciformes*, Sharpe, Review, p. 71.]

A. Palate schizognathous.

B. Bones of the wing flattened.

C. Scapula very broad, not differing very much in size from the
keel of the sternum.D. First digit of the manus fused with the second in the adult
bird.* Watson, Rep. Voy. 'Challenger,' vii. pp. 1-244, pls. i.-xix. (1883);
Menzbier, Bull. Soc. Nat. Mosc. 1887, pp. 483-587, pl. viii.; Stejneger, Stand.
Nat. Hist., Birds, p. 84; Lydekker, Cat. Fossil B. Brit. Mus. p. 194 (1891).

- E. Three metatarsal bones of the tarso-metatarsus very short, and separated from each other throughout their whole length by deep grooves.
- F. Spinal feather-tract not defined on the neck.
- G. None of the wing-feathers differentiated into quills.
- H. Young hatched helpless, but covered with down.

Genus **SPHENISCUS.**

Brisson, Orn. vi. p. 97 (1760).

Spheniscus magellanicus.

Aptenodytes magellanica, Forster, Descript. Animal. p. 351 (1844).
Spheniscus magellanicus, Sel. & Hudson, Argent. Orn. ii. p. 206 (1889).

THE JACKASS PENGUIN.

Hab. Coasts of Antarctic America, and Falkland Islands.

1577. Skull and atlas. From the Falkland Islands. O. C. 1142 B. *Purchased from the Zoological Society.*
1578. Cranium (wanting quadrate and pterygoid bones). O. C. 1142 c. *Presented by E. A. Holmstead, Esq.*
1579. Sternum. S. S. 2338. From the Falkland Islands (*Leconte*). *Purchased.*

Spheniscus demersus.

Diomedea demersa, Linnæus, Syst. Nat. i. p. 214 (1766).
Spheniscus demersus, Sel. & Salv. Rep. Voy. H.M.S. 'Challenger,' ii. Birds, p. 124, pl. xxvii. (1880).

THE CAPE PENGUIN.

Hab. The Cape of Good Hope.

1580. Articulated skeleton : mounted. O. C. 1142. *Hunterian.*
1581. Sternum. S. S. 1675. *Stores.*

Genus **PYGOSCELIS.**

Wagler, Isis, 1832, p. 281.

Pygoscelis tæniata.*Aptenodytes tæniata*, Peale, U.S. Expl. Exped. p. 264 (1848).*Pygoscelis tæniata*, Sharpe, Phil. Trans. vol. 168, p. 54 (1879).

THE GENTOO PENGUIN.

Hab. Kerguelen and Falkland Islands.

1582. Skeleton (imperfect). O. C. 1141 b. Falkland Islands.
Presented by E. A. Holmstead, Esq.
1583. Skull. West Island, Falkland Islands. O. C. 1141 c.
Presented by E. A. Holmstead, Esq.
1584. Skull and some other bones: some mounted in the separate series. From the Falkland Islands (*Leconte*).
From the Zoological Society.
1585. Sternum, with shoulder-girdle. S. S. 2339. From the Falkland Islands (*Leconte*). *Purchased.*
1586. Right humerus of above specimen. S. S. 2016.
1587. Right radius of above specimen. S. S. 2017.
1588. Right ulna of above specimen. S. S. 2018.
1589. Manus of above specimen. S. S. 2430.
1590. Pelvis of above specimen. S. S. 2340.
1591. Right femur of above specimen. S. S. 2341.
1592. Right tibio-tarsus of above specimen. S. S. 2342.
1593. Right pes of above specimen. S. S. 2360.

Genus **EUDYPTES** *.

Vieillot, Analyse, p. 67 (1816).

Eudyptes chrysolophus.*Catarhactes chrysolophus*, Brandt, Bull. Acad. Sci. St. Pétersb. ii. p. 315 (1837).*Eudyptes chrysolophus* (Brandt), Sharpe, Phil. Trans. vol. 168, p. 57, pl. viii. fig. 2 (1879).

THE MACARONI PENGUIN.

Hab. Falkland Islands.

1594. Skull. O. C. 1145. *Presented by W. Bullock, Esq.*
1595. Skull, with horny sheath of both mandibles. O. C. 1145 A. *Stores, 1868.*

Genus **EUDYPTILA** †.

Bonaparte, Comptes Rendus, xlii. p. 775 (1856).

Eudyptila minor.*Aptenodytes minor*, Forster, N. Comm. Gött. iii. p. 147 (1781).*Eudyptula minor*, Gould, Handb. B. Austr. ii. p. 518 (1865).

THE LITTLE PENGUIN.

Hab. Tasmania and South Coast of Australia.

1596. Articulated skeleton : mounted. O. C. 1144. *Hunterian.*
1597. Imperfect skeleton (sternum in the Separate Series). O. C. 1144 A. *Gould Collection.*
1598. Sternum. S. S. 1827. *Gould Collection.*
1599. Left wing, with the integuments removed so as to show the bones *in situ*. O. C. 1143. *Hunterian.*

* *Cf.* Lydekker, Cat. Fossil Birds Brit. Mus. p. 195 (1891).† *Cf.* Lydekker, *ibid.* p. 196 (1891). *Cf.* also Shufeldt, Proc. U. S. Nat. Mus. vii. p. 324 (1884).

Genus **APTENODYTES.**

Forster, N. Comm. Götting. iii. p. 133 (1781).

Aptenodytes forsteri.*Aptenodytes forsteri*, Gray, Ann. Nat. Hist. xiii. p. 315 (1844);
Selater, Ibis, 1888, p. 327.

THE EMPEROR PENGUIN.

Hab. Antarctic Seas.

1600. Articulated skeleton: mounted. O. C. 1118.

*Presented by Dr. McCormick.*1601. Disarticulated skeleton; imperfect (several vertebræ and other bones missing; in several bones a longitudinal section has been made to show the texture). O. C. 1120–1130, 1132–1141, 1130 A. *Hunterian.*1602. Distal end of tibia and tarsus of the right foot. O. C. 1117. *Hunterian.*

1603. Skull, with sclerotic bones.

*Presented by Sir William Blizard, F.R.S.***Aptenodytes pennanti.***Aptenodytes pennanti*, Gray, Ann. Nat. Hist. xiii. p. 315 (1844);
Sel. Ibis, 1888, p. 326.

THE KING PENGUIN.

Hab. Southern Ocean.

1604. Sternum. S. S. 2014.

Stores.

Order III. GALLO-GRALLÆ.

[*Cf.* Seebohm, *Classif. B.* p. 36.]

- A. Palate not desmognathous.
- B. Keel of sternum well developed.
- C. Young, when hatched, covered with down and able to run in a few hours.

Suborder I. *GAVIÆ*.[*Cf.* Seebohm, *Classif. B.* p. 37.]

- A. Palate schizognathous.
- B. Basipterygoid processes absent.
- C. Dorsal vertebræ more or less opisthocœlous.
- D. Spinal feather-tract forked on the back.
- E. Young, when hatched, covered with down and able to run in a few hours.

Family *ALCIDÆ* *.[*Alciformes*, Sharpe, *Review*, p. 72.]

- A. Palate schizognathous.
- B. Basipterygoid processes absent.
- C. Nasals schizorhinal.
- D. Lateral occipital fontanelles present.
- E. Feet webbed.

Genus *ALCA* †.Linnæus, *Syst. Nat.* i. p. 210 (1766).*Alca impennis*.*Alca impennis*, Linnæus, *Syst. Nat.* i. p. 210 (1766).*Plantus impennis*, Baird, Brewer, & Ridgway, *Water-Birds N. Amer.* ii. p. 467 (1884).

THE GREAT AUK.

Hab. Islands of the North Atlantic.

* *Cf.* Shufeldt, *Auk*, iv. p. 81, v. pp. 328-331; *id.* *Journ. Anat. & Phys.* xxiii. pp. 1-39, xxiv. pp. 165-186, 400-429, 537-558, xxv. pp. 89-116, 169-187, 543-560, &c.; Lydekker, *Cat. Fossil Birds Brit. Mus.* p. 193 (1891).

† *Cf.* Owen, *Trans. Z. S.* v. p. 317, pls. ii., iii.; *id.* *P. Z. S.* 1864, p. 258; Lydekker, *Cat. Fossil Birds Brit. Mus.* p. 194 (1891).

1605. Articulated skeleton : mounted. O. C. 1151.
Hunterian.
1606. Skull (mutilated, evidently taken from a skin), with
horny sheath of mandibles. O. C. 1150.
From the British Museum.
1607. Bony sclerotics, taken from above specimen. O. C. 1150 A.
1608. Anterior portion of sternum, from a kitchen-midden at
Keiss, in Caithness. (See Proc. Soc. Antiquaries Scot-
land, Jan. 13, 1879, p. 31.) O. C. 1150 B.
Presented by George Busk, Esq., F.R.S.
1609. Various bones : several mounted in the separate series.
From Newfoundland. O. C. 1160 A. *Purchased.*

Alca torda.

Alca torda, Linnæus, Syst. Nat. i. p. 210 (1766); Baird, Brewer,
& Ridgway, Water-Birds N. Amer. ii. p. 472 (1884).

THE RAZOR-BILLED AUK.

Hab. Coasts and Islands of the North Atlantic.

1610. Articulated skeleton : mounted. O. C. 1146.
South Collection.
1611. Natural skeleton : mounted. O. C. 1146 c.
From the Zoological Society.
- 1612, 1613. Skulls of male and female. From Sussex.
Purchased.
1614. Skull (wanting right quadrate bone). O. C. 1147.
Presented by W. Bullock, Esq.
1615. Skull (wanting both pterygoid bones). O. C. 1147 A.
1616. Dried head. O. C. 1148.
1617. Sternum, with shoulder-girdle. O. C. 1146 D.
Hunterian.
1618. Sternum, with right coracoid, scapula, and furcula.
S. S. 854. *Purchased.*

Genus **LOMIVIA.**

Brandt, Bull. Acad. St. Pétersb. ii. p. 345 (1837).

Lomvia troile.

Colymbus troile, Linnæus, Syst. Nat. i. p. 220 (1766).

Lomvia troile, B. O. U. List Brit. B. p. 206 (1883).

THE COMMON GUILLEMOT.

Hab. Western Europe and Western North America.

1619. Articulated skeleton : mounted. O. C. 1164.
South Collection.
1620. Natural skeleton. *Purchased.*
1621. Sternum with shoulder-girdle. O. C. 1164 c.
1622. Sternum, with right coracoid, scapula, and furcula.
S. S. 850. *Purchased.*

Lomvia ringvia.

Uria ringvia, Latham, Gen. Syn. Suppl. i. p. 295 (1787).

THE RINGED GUILLEMOT.

Hab. The same as that of the Common Guillemot.

1623. Sternum, with right coracoid, scapula, and furcula.
S. S. 857. *Purchased.*

Lomvia bruennichii.

Uria brunnichi, Sabine, Trans. Linn. Soc. xii. p. 538 (1818).

Lomvia bruennichi, B. O. U. List Brit. B. p. 207 (1883).

BRÜNNICH'S GUILLEMOT.

Hab. Northern Europe and America.

1624. Skeleton. O. C. 1164 B. *Stores, 1868.*
1625. Skeleton of trunk ; from St. Paul's Island, Alaska (*II. W. Elliott* : Sm. no. 12655). O. C. 1164 D.
Presented by the Smithsonian Institution.

Genus **URIA.**

Brisson, Orn. vi. p. 73 (1760).

Uria grylle.

Colymbus grylle, Linnæus, Syst. Nat. i. p. 220 (1766).

Uria grylle, B. O. U. List Brit. B. p. 207 (1883).

THE BLACK GUILLEMOT.

Hab. Arctic and Temperate portions of Europe and North America.

1626. Articulated skeleton : mounted. O. C. 1164 A.
Yarrell Collection.

Genus **MERGULUS.**

Vieillot, Analyse, p. 67 (1816).

Mergulus alle.

Alca alle, Linnæus, Syst. Nat. i. p. 211 (1766).

Mergulus alle, B. O. U. List Brit. B. p. 208 (1883).

THE LITTLE AUK.

Hab. Arctic regions of Europe, Asia, and America; migrating south in winter.

1627. Skull. O. C. 1149. *Presented by W. Bullock, Esq.*
1628. Sternum, with right coracoid, scapula, and furcula.
S. S. 855. *Purchased.*

Genus **FRATERCULA.**

Brisson, Orn. vi. p. 81 (1760).

Fratercula arctica.*Alca arctica*, Linnæus, Syst. Nat. i. p. 211 (1766).*Fratercula arctica*, Baird, Brewer, & Ridgway, Water-Birds
N. Amer. ii. p. 524 (1884).

THE COMMON PUFFIN.

Hab. North-western Europe and Eastern North America.

1629. Articulated skeleton : mounted. O. C. 1161.

South Collection.

1630. Skeleton. O. C. 1161 A.

Hunterian.

1631. Natural skeleton : mounted. From Ireland. O. C. 1161 B.

*From the Zoological Society's Gardens, 1885.*1632. Dried head. O. C. 1162. *Presented by W. Bullock, Esq.*

1633. Skull of young. O. C. 1163.

*Hunterian.*1634. Sternum, with right coracoid, scapula, and furcula.
S. S. 2026.**Fratercula corniculata.***Mormon corniculatum*, Naumann, Isis, 1821, p. 782, pl. 7. figs.
3, 4.*Fratercula corniculata*, Baird, Brewer, & Ridgway, Water-Birds
N. Amer. ii. p. 529 (1884).

THE HORNED PUFFIN.

Hab. Coasts and Islands of the North Pacific.1635. Skeleton of trunk ; from St. Paul's Island, Alaska (*H*
W. Elliott : Sm. no. 12581). O. C. 1163 A.*Presented by the Smithsonian Institution.*

Genus **PHALERIS.**

Temminck, Manuel d'Orn. i. p. cxiii (1820).

Phaleris psittacula.

Alca psittacula, Pallas, Spic. Zool. vol. i. fasc. v. p. 13, pl. 2 (1769).
Cyclorhynchus psittaculus, Baird, Brewer, & Ridgway, Water-
 Birds N. Amer. ii. p. 515 (1884).

THE PARROT AUK.

Hab. Coasts and Islands of the North Pacific.

1636. Skeleton of trunk : from St. Paul's Island, Alaska (*H.*
W. Elliott : Sm. no. 12635). O. C. 1163 B.
Presented by the Smithsonian Institution.

Genus **SIMORHYNCHUS.**

Merrem, Ersch u. Gruber's Encyclop. ii. p. 405 (1819).

Simorhynchus cristatellus.

Alca cristatella, Pallas, Spic. Zool. vol. i. fasc. v. p. 20, pl. 3 (1769).
Simorhynchus cristatellus, Baird, Brewer, and Ridgway, Water-
 Birds N. Amer. ii. p. 512 (1884).

THE CRESTED AUK.

Hab. Coasts and Islands of the North Pacific.

1637. Skeleton of trunk. From St. Paul's Island, Alaska (*H.*
W. Elliott : Sm. no. 12626). O. C. 1163 c.
Presented by the Smithsonian Institution.
1638. Skeleton of trunk. From St. Paul's Island, Alaska (*H.*
W. Elliott : Sm. no. 12404). O. C. 1163 d.
Presented by the Smithsonian Institution.

Family STERCORARIIDÆ.

Genus **STERCORARIUS.**

Brisson, Orn. vi. p. 150 (1760).

Stercorarius catarrhactes.*Larus catarractes*, Linnæus, Syst. Nat. i. p. 226 (1766).*Stercorarius catarrhactes*, Dresser, B. Eur. viii. p. 457, pl. 609 (1875).

THE COMMON SKUA.

Hab. North-west Europe and North America.

1639. Skull. O. C. 1231.

*Hunterian.*Genus **LESTRIS.**

Illiger, Prodrômus Syst. Mamm. et Av. p. 272 (1811).

Lestris crepidatus.*Larus crepidatus*, Banks in Hawkesworth's Voyage, ii. p. 15 (1773).*Stercorarius richardsoni*, Swains.; Seebohm, Hist. Brit. B. iii. p. 353 (1885).

RICHARDSON'S SKUA.

Hab. Northern Europe, N. Asia, and North America.

1640. Sternum, with shoulder-girdle.

From the Zoological Gardens.

Family LARIDÆ*.

Genus **LARUS.**

Linnaeus, Syst. Nat. i. p. 224 (1766).

Larus marinus.

Larus marinus, Linnaeus, Syst. Nat. i. p. 225 (1766); Dresser, B. Eur. viii. p. 427, pl. 604 (1872).

THE GREATER BLACK-BACKED GULL.

Hab. Northern Europe, Asia, and North-eastern America; migrating southward in winter.

1641. Skeleton (toes of right foot defective): mounted. O. C. 1226. *South Collection.*
- 1641 A. Skeleton. [Many of the bones mounted in the Separate Series.] O. C. 1229. *Hunterian.*
1642. Skull. O. C. 1227. *Presented by W. Bullock, Esq.*
1643. Skull. O. C. 1228. *Hunterian.*
1644. Skull, longitudinally bisected. O. C. 1229. *Hunterian.*
1645. Cranium. S. S. 1756. *Hunterian.*
1646. Sternum, with shoulder-girdle. *Purchased.*
1647. Sternum, with shoulder-girdle. *Purchased.*
1648. Sternum, with right coracoid, scapula, and furcula. S. S. 1757. *Hunterian.*
1649. Right humerus. S. S. 1759. *Hunterian.*
1650. Right radius. S. S. 1760. *Hunterian.*
1651. Right ulna. S. S. 1761. *Hunterian.*
1652. Pelvis. S. S. 1758. *Hunterian.*
1653. Right femur. S. S. 1762. *Hunterian.*
1654. Right tibio-tarsus. S. S. 1763. *Hunterian.*
1655. Right tarso-metatarsus. S. S. 1764. *Hunterian.*

* Cf. Garrod, P. Z. S. 1873, p. 34, fig. 2; Forbes, Ibis, 1881, p. 3, fig. 2.

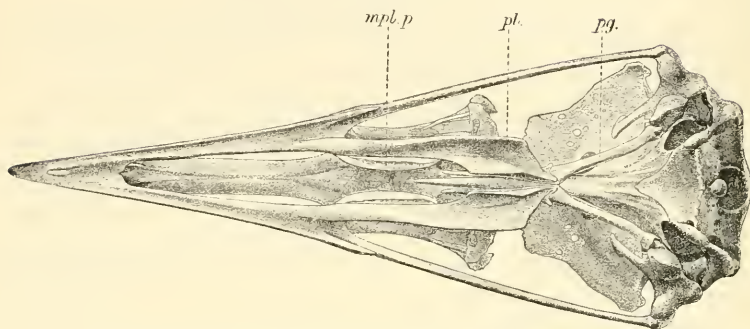
Larus glaucus.

Larus glaucus, Brünnich, Orn. Bor. p. 44 (1764); Dresser, B. Eur. viii. p. 433, pl. 605 (1877).

THE GLAUCOUS GULL.

Hab. Northern Europe, Asia, and America.

Fig. 47.



Ventral aspect of skull of *Larus glaucus*. (Letters as before.)

1656. Skeleton (imperfect). St. Paul's Island, Alaska (*H. W. Elliott*). O. C. 1225 A.

Presented by the Smithsonian Institution.

1656 A. Skeleton, probably of this species. O. C. 1229 B.

Hunterian.

Larus argentatus.

Larus argentatus, Gmelin, Syst. Nat. i. p. 600 (1788); Seeböhm, Hist. Brit. B. iii. p. 326, pl. 51 (1885).

THE HERRING-GULL.

Hab. Europe and North America.

1657. Articulated skeleton. O. C. 1225. *South Collection.*

1658. Natural skeleton. *Presented by H. W. Paterson, Esq.*

1658 A. Skull. O. C. 1230.

Hunterian.

Larus pacificus.

Larus pacificus, Latham, Ind. Orn. Suppl. p. lxxviii (1801);
Gould, Handb. B. Austr. ii. p. 385 (1865).

THE PACIFIC GULL.

Hab. Coasts of Southern Australia, and Tasmania.

1659. Skeleton. From Tasmania. O. C. 1230 A.
Gould Collection.
1660. Skull. From Tasmania. O. C. 1230 B.
Gould Collection.

Larus fuscus.

Larus fuscus, Linnæus, Syst. Nat. i. p. 225 (1766); Seebohm,
Hist. Brit. B. iii. p. 319 (1885).

THE LESSER BLACK-BACKED GULL.

Hab. Northern and Western Europe.

1631. Sternum with right coracoid, scapula, and furcula.
S. S. 870. *Purchased.*

Larus crassirostris.

Larus crassirostris, Vieillot, N. Diet. d'Hist. Nat. xxii. p. 508
(1818); David et Oust. Ois. Chine, p. 519 (1877).

TEMMINCK'S GULL.

Hab. Coasts of China and Japan.

1662. Skeleton. From Chefoo, China. O. C. 1230 E.
Presented by Consul Swinhoe, F.R.S.
1663. Skeleton. From Chefoo, China. O. C. 1230 F.
Presented by Consul Swinhoe, F.R.S.

Larus canus.

Larus canus, Linnæus, Syst. Nat. i. p. 224 (1766); Dresser, B.
Eur. viii. p. 381, pl. 600 (1873).

THE COMMON GULL.

Hab. Northern Europe and Asia.

Larus canus.

1664. Skull. O. C. 1232. *Hunterian.*
 1665. Cranium of male.
 1666. Hyoidean arch. O. C. 1235 A.

Larus jamesonii.

- Larus jamesoni*, Wilson, Ill. Zool. pl. xxiii. (1831).
Bruchigavia jamesonii, Gould, Handb. B. Austr. ii. p. 387 (1865).

THE SILVER GULL.

Hab. Tasmania and Southern coasts of Australia to New Caledonia.

1667. Skeleton of female. From Flinder's Island, Bass Straits.
 O. C. 1230 c. *Gould Collection.*

Larus ridibundus.

- Larus ridibundus*, Linnæus, Syst. Nat. i. p. 225 (1766); Dresser,
 B. Eur. iii. p. 357, pl. 597. fig. 1 (1878).

THE BLACK-HEADED GULL.

Hab. Europe and Asia to Japan, ranging south in winter.

- 1668, 1669. Skulls. O. C. 1234 A, 1234 B. *Purchased.*
 1670. Skull. O. C. 1234. *South Collection.*
 1671. Sternum, with right coracoid, scapula, and furcula.
 S. S. 1248. *Purchased.*
 1672. Sternum of female. *From the Zoological Gardens.*

Genus **RISSA.**

Stephens, Gen. Zool. xiii. p. 180 (1825).

Rissa tridactyla.

- Larus tridactylus*, Linnæus, Syst. Nat. i. p. 224 (1766).
Rissa tridactyla, Dresser, B. Eur. viii. p. 447, pls. 607, 608 (1878).

THE KITTIWAKE.

Hab. Northern Europe, Asia, and America, ranging south in winter.

1673. Skeleton. O. C. 1233. (Ribs and toes defective.)
South Collection.
1674. Skeleton of trunk. From St. Paul's Island, Alaska;
collected by H. W. Elliott. O. C. 1233 A.
Presented by the Smithsonian Institution.
1675. Sternum, with right coracoid, scapula, and furcula.
S. S. 1392. *Purchased.*

Rissa brevirostris.

Larus brevirostris, Bruch, J. f. O. 1853, p. 103.

Rissa brevirostris, A. O. U. Check-list N. Am. B. p. 107 (1886).

THE RED-LEGGED KITTIWAKE.

Hab. Coast and Islands of Bering Sea.

1676. Skeleton. From St. Paul's Island, Alaska; collected by
H. W. Elliott (Sm. no. 12583). O. C. 1233 B.
Presented by the Smithsonian Institution.

Subfamily STERNINÆ.

Genus **STERNA.**

Brisson, Orn. vi. p. 202 (1760).

Sterna fluviatilis.

Sterna hirundo, Linnaeus, Syst. Nat. i. p. 277 (1766).

Sterna fluviatilis, Naumann, Isis, 1819, p. 1847; Saunders, Proc.
Zool. Soc. 1876, p. 649.

THE COMMON TERN.

Hab. Northern Europe, Asia, and America; migrating south
to Africa and South America.

1677. Skeleton. O. C. 1239 A. *Yarrell Collection.*
1678. Sternum, with shoulder-girdle.
From the Zoological Society.

Sterna arctica.

Sterna arctica, Temminck, Man. d'Orn. ii. p. 742 (1820);
Seeböhm, Hist. Brit. B. iii. p. 284, pl. 46 (1885).

THE ARCTIC TERN.

Hab. North Europe and North America, ranging south in winter.

1679. Sternum, with right coracoid, scapula, and furcula.
S. S. 393. *Purchased.*

Sterna maxima.

Sterna maxima, Boddaert, Tabl. Pl. Enl. p. 58 (1783); Cory, B.
West Indies, p. 277 (1889).

THE ROYAL TERN.

Hab. Tropical America and Temperate North America.

1680. Sternum, with right coracoid, scapula, and furcula.
From Jamaica. S. S. 2014. *Gosse Collection.*

Sterna bergii.

Sterna bergii, Lichtenstein, Verz. Doubl. p. 80 (1823); Saunders,
Proc. Zool. Soc. 1876, p. 657; Salvadori, Orn. Pap. iii. p. 432
(1882).

THE LARGE CRESTED TERN.

Hab. Indian and South Pacific Oceans.

1681. Skeleton (toes defective). O. C. 1238. *Gould Collection.*
1682. Sternum, with shoulder-girdle. From the Solomon
Islands. *Presented by P. L. Selater, Esq., F.R.S.*

Sterna caspia.

Sterna caspia, Pallas, Nov. Comm. Petrop. xiv. p. 582 (1769);
Dresser, B. Eur. viii. p. 289, pl. 584 (1877).

THE CASPIAN TERN.

Hab. Temperate and tropical coasts of the whole world.

1683. Skeleton, mounted. O. C. 1237. *Hunterian.*

1684. Skeleton. From Launceston, Tasmania. O. C. 1237 A.
 1685. Sternum, with right coracoid, scapula, and furcula.
 S. S. 993. From Australia (*E. P. Ramsay*).
Presented by P. L. Selater, Esq., F.R.S.

Genus **HYDROCHELIDON.**Boie, *Isis*, 1822, p. 563.**Hydrochelidon nigra.***Sterna nigra*, Linnæus, *Syst. Nat.* i. p. 227 (1766).*Hydrochelidon nigra*, Dresser, *B. Eur.* viii. p. 327, pl. 592 (1876).

THE BLACK TERN.

Hab. Europe, Asia, and America, descending far south in winter.

1686. Skull of male. Lake of Constance. *Purchased.*
 1687. Skull of female. Lake of Constance. *Purchased.*

Genus **GYGIS.**Wagler, *Isis*, 1832, p. 1223.**Gygis candida.***Sterna candida*, Forster, *Descr. Anim.* p. 179 (1844).*Gygis candida* (Forst.), Gould, *Handb. B. Austr.* ii. p. 405 (1865).

THE WHITE TERN.

Hab. Eastern Australia and Norfolk Island.

1688. Skeleton. O. C. 1238 D. *Stores*, 1868.

Genus **ANOUS.**Stephens, in *Shaw's Gen. Zool.* pt. xiii. p. 139 (1826).**Anous stolidus.***Sterna stolidus*, Linnæus, *Syst. Nat.* i. p. 227 (1766).*Anous stolidus* (L.), A. O. U. Check-list N. Am. B. p. 96 (1886).

THE NODDY.

Anous stolidus.

Hab. Tropical and Subtropical coasts of both hemispheres.

1689. Sternum, with right coracoid, scapula, and furcula.
S. S. 998. *Presented by P. L. Sclater, Esq., F.R.S.*

Genus **RHYNCHOPS** *.

Linnaeus, Syst. Nat. i. p. 228 (1766).

Rhynchops flavirostris.

Rhynchops flavirostris, Vieillot, N. Dict. d'Hist. Nat. iii. p. 358
(1816): Heuglin, Orn. N.O.-Afr. iv. p. 1463 (1873).

THE YELLOW-BILLED SKIMMER.

Hab. Africa and India.

1690. Imperfect skull of young. O. C. 4 A. *Hunterian.*
1691. Skull of adult. *Purchased.*

Family CHIONIDIDÆ †.

Genus **CHIONIS.**

Forster, Enchiridion Hist. Nat. p. 87 (1788).

Chionis alba.

Chionis alba, Linn.; Sclater & Salvin, Nomencl. Av. Neotr. p. 143
(1873).

THE SHEATHBILL.

Hab. Falkland Islands and Straits of Magellan.

1692. Skeleton. O. C. 1347 A. *Purchased.*

Chionis minor ‡.

Chionis minor, Hartlaub, Rev. Zool. 1841, p. 5; Sharpe, Phil.
Trans. extra vol. 168, p. 2 (1879).

THE LESSER SHEATHBILL.

Hab. Kerguelen and Crozette Islands.

* *Cf.* Shufeldt, Journ. Anat. & Phys., Oct. 1890 (fig. of skull).

† Suborder *Chionides*, Sharpe, Review, p. 72. *Cf.* also Stejneger, Stand. Nat. Hist., Birds, p. 92.

‡ *Cf.* Shufeldt, Journ. Anat. & Phys., July 1871 (plates of the bones of skeleton, and descriptions).

1693. Sternum, with shoulder-girdle. From the Crozette Islands. S. S. 1718.

Presented by P. L. Selater, Esq., F.R.S.

Family THINOCORIDÆ*.

- A. Palate schizognathous.
 B. Nasals holorbinal.
 C. Basipterygoid processes absent.
 D. The vomer broad and anteriorly rounded.
 E. Spinal feather-tract forked on the upper back.

Genus **THINOCORUS.**

Eschscholtz, Zool. Atlas, Heft i. pl. ii. (1859).

Thinocorus rumicivorus.

Thinocorus rumicivorus, Eschscholtz, ut suprâ ; Selater & Hudson, Argent. Orn. ii. p. 176 (1859).

THE COMMON SEED-SNIPE.

Hab. Western Peru to Chili and Argentina.

1694. Sternum, with shoulder-girdle. S. S. 1715.

Presented by P. L. Selater, Esq., F.R.S.

Family GLAREOLIDÆ †.

Genus **GLAREOLA.**

Brisson, Orn. v. p. 141 (1760).

Glareola pratincola.

Hirundo pratincola, Linnæus, Syst. Nat. i. p. 345 (1766).

Glareola pratincola, Seebohm, Geogr. Distr. Charadr. p. 256 (1888).

THE COLLARED PRATINCOLE.

Hab. Central and Southern Europe, to Africa and N.W. India.

1695. Skeleton (toes defective). O.C. 1347 A. *Yarrell Collection.*

* Suborder *Attagides*, Sharpe, Review, p. 72.

† = Suborder *Glareolæ*, Sharpe, Review, p. 73.

Family ŒDICNEMIDÆ*.

Genus ŒDICNEMUS.

Temminck, Man. d'Orn. p. 321 (1815).

Œdicnemus œdicnemus.*Charadrius œdicnemus*, Linnæus, Syst. Nat. i. p. 255 (1766).*Œdicnemus scolopax*, B. O. U. List Brit. B. p. 155 (1883).

THE STONE-CURLEW OR THICK-KNEE.

Hab. Central and Southern Europe, North Africa, and Asia as far as India.1696. Skeleton. O. C. 1347 g. *Purchased.***Œdicnemus capensis.***Œdicnemus capensis*, Lichtenstein, Verz. Doubl. p. 69 (1823);

Seebohm, Geogr. Distrib. Charadr. p. 81 (1888).

THE SOUTH-AFRICAN STONE-CURLEW.

Hab. South and East Africa.1697. Sternum, with right coracoid, scapula, and furcula. S. S.
1015. *Purchased.***Œdicnemus grallarius.***Charadrius grallarius*, Latham, Ind. Orn., Suppl. i. p. lxxvi (1801).*Œdicnemus grallarius* (Lath.), Seebohm, Geogr. Distrib. Charadr.
p. 83 (1888).

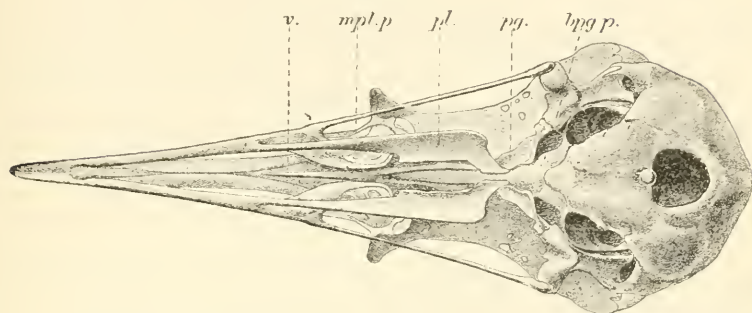
THE AUSTRALIAN STONE-CURLEW.

Hab. Australia.1698. Sternum, with right coracoid, scapula, and furcula. S. S.
1826. From Clarence River, N. S. Wales.
*Presented by Dr. E. P. Ramsay.** = Suborder *Œdicnemi*, Sharpe, Review, p. 73. Cf. Forbes, Ibis, 1881,
p. 4.

Suborder II. *LIMICOLÆ* *.

- A. Palate schizognathous.
- B. Basipterygoid processes present.
- C. Dorsal vertebrae opisthocœlous.
- D. Spinal feather-tract forked on the upper back.

Fig. 48.

Ventral aspect of cranium of *Charadrius plumialis*. (Letters as before.)

Family PARRIDÆ.

Genus **PARRA** †.

Linnaeus, Syst. Nat. i. p. 259 (1766).

Parra jacana.

Parra jacana, Linnaeus, Syst. Nat. i. p. 252 (1766); Selater & Salvin, Nomencl. Av. Neotrop. p. 142 (1873).

THE BRAZILIAN JACANA.

Hab. South America.

1699. Skeleton. O. C. 1288.

South Collection.

Parra gallinacea.

Parra gallinacea, Temminck, Pl. Col. v. pl. 464 (1828); Gould, Handb. B. Austr. ii. p. 330 (1865).

THE AUSTRALIAN JACANA.

Hab. Eastern Australia.

* Cf. *Charadriiformes*, Sharpe, Review, p. 72. Cf. Shufeldt, Auk, v. p. 330.

† Cf. Forbes, P. Z. S. 1881, p. 643.

Parra gallinacea.

1700. Sternum of young male. S. S. 904. From Clarence River, N. S. Wales (*E. P. Ramsay*).

Presented by P. L. Selater, Esq., F.R.S.

Family CHARADRIIDÆ.

Genus **PLUVIANUS.**

Vieillot, *Analyse*, p. 55 (1816).

Pluvianus ægyptius.

Charadrius ægyptius, Linnæus, *Syst. Nat.* i. p. 254 (1766).

Pluvianus ægyptius, Shelley, *B. Egypt*, p. 234 (1872).

THE BLACK-HEADED PLOVER.

Hab. Egypt and Nubia.

1701. Sternum. From Egypt.

Presented by Prof. Flower, F.R.S.

1702. Sternum, with shoulder-girdle. S. S. 2595.

Presented by Prof. Flower, F.R.S.

Genus **CHARADRIUS.**

Linnæus, *Syst. Nat.* i. p. 253 (1766).

Charadrius pluvialis.

Charadrius pluvialis, Linnæus, *Syst. Nat.* i. p. 254 (1766);

Shelley, *B. Egypt*, p. 235 (1872); Seebohm, *Hist. Brit. B.* iii. p. 35 (1885).

THE GOLDEN PLOVER.

Hab. Europe, Western Siberia, and Africa.

1703. Skeleton. O. C. 1347 B.

Yarrell Collection.

1704. Skeleton. O. C. 1347 B a.

From the Zoological Society.

1705. Skull. O. C. 1347 F.

Purchased.

1706. Sternum, with shoulder-girdle. S. S. 2165.

From the Zoological Society.

Genus **SQUATAROLA.**

Leach, Syst. Cat. Mamm. & Birds, p. 29 (1816).

Squatarola helvetica.

Tringa helvetica, Linnæus, Syst. Nat. i. p. 252 (1766).

Charadrius helveticus, Seebohm, Geogr. Dist. Charadr. p. 102 (1888).

THE GREY PLOVER.

Hab. The northern portions of both hemispheres, wintering in the south.

1707. Sternum, with right coracoid, scapula, and furcula. S. S. 862. *Purchased.*

Genus **OREOPHILUS.**

Gray, Gen. B. iii. p. 537 (1844).

Oreophilus totanirostris.

Oreophilus totanirostris, Jardine & Selby, Ill. Orn. iii. pl. 151 (1835).

Charadrius totanirostris, Seebohm, Geogr. Distrib. Charadr. p. 111 (1888).

THE SLENDER-BILLED DOTTREL.

Hab. South America.

1708. Sternum, with shoulde-girdle. S. S. 1717. *Purchased.*

Genus **ERYTHROGONYS.**

Gould, Proc. Zool. Soc. 1837, p. 155.

Erythrogonys rufiventer.

Erythrogonys cinctus (nec Less.), Gould, P. Z. S. 1837, p. 155.

Vanellus rufiventer, Less. Echo du Monde Savant, 1844, p. 207.

Charadrius rufiventris, Seebohm, Geogr. Distr. Charadr. p. 108 pl. iii. (1888).

THE RED-HEELED DOTTREL.

Hab. Australia.

1709. Sternum of male, with shoulder-girdle. From Clarence River, N. S. Wales (*E. P. Ramsay*).

Presented by P. L. Sclater, Esq., F.R.S.

Genus **ÆGIALITIS.**

Boie, Isis, 1822, p. 558.

Ægialitis hiaticula.

Charadrius hiaticula, Linnæus, Syst. Nat. i. p. 253 (1766);
Seebohm, Hist. Brit. B. iii. p. 20 (1885).

THE RINGED PLOVER.

Hab. Europe, wintering in Africa.

1710. Skeleton. O. C. 1347 A. *Yarrell Collection.*

Ægialitis wilsonia.

Charadrius wilsonia, Ord; Wilson, Orn. ix. p. 77, pl. 73. fig. 5
(1814).

Ægialitis wilsonia, A. O. U. Check-list N. Am. B. p. 163 (1886).

WILSON'S PLOVER.

Hab. North and South America.

1711. Sternum. *Presented by the Smithsonian Institution.*

Ægialitis vocifera.

Charadrius vociferus, Linnæus, Syst. Nat. i. p. 253 (1766).

Ægialitis vociferus (L.), A. O. U. Check-list N. Am. B. p. 161 (1886).

THE KILDEER PLOVER.

Hab. North America, migrating south in winter.

1712. Sternum, with shoulder-girdle. From Jamaica.
Gosse Collection.

1713. Sternum, with shoulder-girdle. S. S. 1244.
Presented by the Smithsonian Institution.

Ægialitis nigrifrons.

Charadrius nigrifrons, Temm. Pl. Col. v. pl. 47. fig. 1 (1823, ex
Cuvier); Seebohm, Geogr. Distr. Charadr. p. 138 (1888).

THE BLACK-FRONTED PLOVER.

Hab. Australia.

1714. Sternum of male, with shoulder-girdle. S. S. 937. From Clarence River, N. S. Wales (*E. P. Ramsay*).
Presented by *P. L. Selater, Esq., F.R.S.*

Genus **LOBIVANELLUS.**

Strickland, Proc. Zool. Soc. 1841, p. 33.

Lobivanellus lobatus.

Tringa lobata, Latham, Ind. Orn., Suppl. p. lxx (1801).

Lobivanellus lobatus, Seebohm, Geogr. Distr. Charadr. p. 100 (1888).

THE AUSTRALIAN WATTLED LAPWING.

Hab. Australia.

1715. Sternum, with right coracoid, scapula, and furcula. S. S. 921.
Presented by *P. L. Selater, Esq., F.R.S.*

Lobivanellus pectoralis.

Charadrius pectoralis, Wagler, Syst. Av., Charadrius, sp. 8 (1827).

Lobivanellus pectoralis, Seebohm, Geogr. Distr. Charadr. p. 200 (1888).

THE BLACK-BREASTED WATTLED LAPWING.

Hab. Australia.

1716. Sternum, with shoulder-girdle. S. S. 1364 (*E. P. Ramsay*).
Presented by *P. L. Selater, Esq., F.R.S.*

Lobivanellus indicus.

Tringa indica, Boddart, Tabl. Pl. Enl. p. 50 (1873).

Parra goensis, Gmelin, Syst. Nat. ii. p. 706 (1788).

Lobivanellus indicus (Bodd.), Seebohm, Geogr. Distr. Charadr. p. 184 (1888).

THE RED-WATTLED LAPWING.

Hab. India.

1717. Sternum, with shoulder-girdle. S. S. 1856. From Nepal.
Presented by *B. H. Hodgson, Esq.*

Genus **VANELLUS.**

Brisson, Orn. v. p. 94 (1760).

Vanellus vanellus.*Tringa vanellus*, Linnæus, Syst. Nat. i. p. 248 (1766).*Vanellus cristatus*, Seebohm, Hist. Brit. B. iii. p. 57 (1885).

THE COMMON LAPWING.

Hab. Europe and Northern Asia.

1718. Skull. O. C. 1347 E a. *Purchased.*
1719. Skull. O. C. 1347 E. *Purchased.*

Genus **HOPLOPTERUS.**

Bonaparte, Saggio Distr. Met. p. 56 (1831).

Hoplopterus spinosus.*Charadrius spinosus*, Linnæus, Syst. Nat. i. p. 256 (1766).*Vanellus spinosus*, Seebohm, Geogr. Distr. Charadr. p. 219 (1888).

THE EGYPTIAN SPUR-WINGED PLOVER.

Hab. Africa, wandering occasionally into Southern Europe.

1720. Sternum, with shoulder-girdle. S. S. 2594. From
Egypt. *Presented by Sir Victor Brooke, Bart.*

Hoplopterus ventralis.*Charadrius ventralis*, Wagler, Syst. Av., Charadrius, sp. 11 (1827).*Vanellus ventralis*, Seebohm, Geogr. Distr. Charadr. p. 227
(1888).

THE INDIAN SPUR-WINGED PLOVER.

Hab. India and China.

1721. Sternum, with shoulder-girdle. S. S. 1855. From Nepal.
Presented by B. H. Hodgson, Esq.

Genus **STREPSILAS** *.

Illiger, Prodrornus, p. 263 (1811).

Strepsilas interpres.*Tringa interpres*, Linnæus, Syst. Nat. i. p. 248 (1766).*Charadrius interpres*, Seebohm, Hist. Brit. B. iii. p. 12 (1885).

THE COMMON TURNSTONE.

Hab. The shores of the southern portions of both hemispheres.

1722. Skeleton (toes wanting). O. C. 1346 B.

*Yarrell Collection.*Genus **HÆMATOPUS.**

Linnæus, Syst. Nat. i. p. 257 (1766).

Hæmatopus ostralegus.*Hæmatopus ostralegus*, Linnæus, Syst. Nat. i. p. 257 (1766);

Seebohm, Hist. Brit. B. iii. p. 4 (1885).

THE COMMON OYSTER-CATCHER.

Hab. Europe.

1723. Skeleton. O. C. 1344.

South Collection.

1724, 1725. Skeletons. O. C. 1344 A, 1344 C.

*Hunterian.*1726. Skeleton (toes defective). O. C. 1344 B. *Yarrell Collection.*1727. Skeleton (imperfect). O. C. 1344 D. Some of the bones mounted in the Separate Series. *Hunterian.*1728. Skull, wanting quadrate bones and pterygoids. O. C. 1345. *Hunterian.*

1729. Skull. S. S. 1730.

*Stores.*1730. Sternum, with right coracoid, scapula, and furcula. S. S. 2032. *Stores.*

1731. Pelvis. S. S. 1342.

*Stores.** Cf. Shufeldt, Journ. Morph. ii. pp. 311-338, pl. 25 ("On the Affinities of *Aphriza virgata*"). Cf. also Shufeldt, Auk, vi. p. 185; Lucas, t. c. p. 196.

Hæmatopus palliatus.

Hæmatopus palliatus, Temm. Man. d'Orn. ii. p. 532 (1820).

Hab. Temperate and tropical coasts of North America to South America.

1732. Sternum of female (Sm. no. 6769).

Presented by the Smithsonian Institution.

Hæmatopus fuliginosus.

Hæmatopus fuliginosus, Gould, Handb. B. Austr. ii. p. 217 (1865).

THE SOOTY OYSTER-CATCHER.

Hab. Southern Australia and Tasmania.

1733. Skeleton. O. C. 1344 E.

Gould Collection.

1734. Dried head. O. C. 1346.

Hunterian.

1735. Sternum, with shoulder-girdle.

From the Zoological Gardens.

Family SCOLOPACIDÆ.

Genus **RECURVIROSTRA.**

Linnaeus, Syst. Nat. i. p. 256 (1766).

Recurvirostra avocetta.

Recurvirostra avocetta, Linnaeus, Syst. Nat. i. p. 256 (1766).

Himantopus avocetta (L.), Seebohm, Hist. Brit. B. iii. p. 74 (1885).

THE COMMON AVOCET.

Hab. Temperate and Tropical portions of Europe, Asia, and Africa.

1736. Skeleton.

South Collection.

1737, 1738. Skulls, with horny sheaths to the mandibles. O. C. 1289 B, 1289 C.

Recurvirostra rubricollis.

Recurvirostra rubricollis, Temminck, Man. d'Orn. ii. p. 592 (1820);
Gould, Handb. B. Austr. ii. p. 249 (1865).

THE RED-NECKED AVOCET.

Hab. Southern Australia.

1739. Skeleton. From Western Australia. O. C. 1289 A.
Gould Collection.
1740. Sternum of female, with right coracoid, scapula, and
 furcula. S. S. 1363.
Presented by P. L. Selater, Esq., F.R.S.

Genus **CLADORHYNCHUS.**

Gray, List Gen. Birds, p. 69 (1840).

Cladorhynchus pectoralis.

Leptorhynchus pectoralis, Dubus, Bull. Roy. Acad. Sci. Brux. ii.
 p. 420, pl. 7 (1835).

Cladorhynchus pectoralis, Gould, Handb. B. Austr. ii, p. 248 (1865).

THE BANDED STILT.

Hab. Western and Southern portions of Australia.

1741. Skeleton. O. C. 1290 B.

Genus **HIMANTOPUS.**

Brisson, Orn. v. p. 33 (1760).

Himantopus leucocephalus.

Himantopus leucocephalus, Gould, P. Z. S. 1837, p. 26; id. Handb.
 B. Austr. ii. p. 246 (1865).

THE WHITE-HEADED STILT.

Hab. Australia.

1742. Sternum of male, with shoulder-girdle. From Clarence
 River, Australia. O. C. 1290 A.
Presented by Dr. E. P. Ramsay.
1743. Sternum of female, with shoulder-girdle. S. S. 922.
 From Clarence River, N. S. Wales (*E. P. Ramsay*).
Presented by P. L. Selater, Esq., F.R.S.

Himantopus himantopus.

- Charadrius himantopus*, Linnæus, Syst. Nat. i. p. 255 (1766).
Himantopus melanopterus, Seebohm, Geogr. Distr. Charadr. p. 277
 (1888).

THE COMMON STILT.

Hab. Southern Europe, Africa, Temperate and Tropical Asia.

1744. Skeleton. O. C. 1290. *Brookes Collection.*
 1745. Skeleton: mounted. O. C. 1291. *South Collection.*
 1746. Skull. O. C. 1291 A.

Genus **PHALAROPUS.**

Brisson, Orn. vi. p. 12 (1766).

Phalaropus hyperboreus.

- Tringa hyperborea*, Linnæus, Syst. Nat. i. p. 249 (1756).
Phalaropus hyperboreus (L.), Seebohm, Hist. Brit. B. iii. p. 89
 (1885).

THE RED-NECKED PHALAROPE.

Hab. Northern Europe, Northern Asia, and North America, wintering southward.

1747. Skeleton (damaged). O. C. A. 1300 A. *Yarrell Collection.*

Phalaropus fulicarius.

- Tringa fulicaria*, Linnæus, Syst. Nat. i. p. 249 (1766).
Phalaropus fulicarius, Seebohm, Geogr. Distr. Charadr. p. 339
 (1888).

THE GREY PHALAROPE.

Hab. Northern Europe and North America, migrating south in winter.

1748. Sternum, with shoulder-girdle. S. S. 1397. *Purchased.*

Genus **SCOLOPAX.**

Brisson, Orn. v. p. 292 (1760).

Scolopax rusticola.*Scelopax rusticola*, Linnæus, Syst. Nat. i. p. 243 (1766); B. O. U.

List Brit. B. p. 165 (1883).

Scelopax rusticola, Seeböhm, Hist. Brit. B. iii. p. 231 (1885).

THE COMMON WOODCOCK.

Hab. Europe and Northern Asia, wintering to the southward.1749. Skeleton : mounted. O. C. 1292 B. *Yarrell Collection.*1750. Skull. O. C. 1292 G. *Purchased.*1751. Cranium. O. C. 1292 H. *Stores.*1752, 1753. Sternum and sacrum. O. C. 1292 C, 1292 D. *Hunterian.*Genus **PHILOHELA.**

Gray, List Gen. B. 1841, p. 90.

Philohela minor *.*Scelopax minor*, Gmelin, Syst. Nat. i. pt. 2, p. 661 (1788).*Philohela minor* (Gm.), A. O. U. Check-list N. Am. B. p. 147 (1886).

THE AMERICAN WOODCOCK.

Hab. North America.1754. Sternum. O. C. 1292 N. *Presented by the Smithsonian Institution.*1755. Sternum, with right and left coracoids and furcula. S. S. 995. *Presented by P. L. Selater, Esq., F.R.S.*

* Cf. Shufeldt, Journ. Anat. & Phys., Oct. 1884 (description and figure of skull).

Genus **GALLINAGO.**

Leach, Syst. Cat. Mamm. & Birds Brit. Mus. p. 31 (1816).

Gallinago gallinula.

Scolopax gallinula, Linnæus, Syst. Nat. i. p. 244 (1766); Seebohm, Hist. Brit. B. iii. p. 247 (1885).

THE JACK SNIPE.

Hab. Europe and Northern Asia, wintering to the south.

1756. Skull of male. Germany. *Purchased.*
 1757. Skull. O. C. 1292 E. *Purchased.*

Gallinago australis.

Scolopax australis, Latham, Ind. Orn., Suppl. p. lxiv (1801).
Gallinago australis, Gould, Handb. B. Austr. ii. p. 271 (1865).

THE NEW-HOLLAND SNIPE.

Hab. Australia.

1758. Skull. O. C. 1292. From Tasmania. *Gould Collection.*
 1759. Sternum of female. From Clarence River, N. S. Wales.
 O. C. 1292 M. *Presented by Dr. E. P. Ramsay.*

Gallinago delicata *.

Scolopax delicata, Ord; Wils. Am. Orn. ix. p. cexviii (1825).
Gallinago delicata (Ord), Cory, Birds West Indies, p. 232 (1889).

WILSON'S SNIPE.

Hab. North America, wintering in the West Indies and Northern South America.

1760. Sternum, with shoulder-girdle. From Jamaica. O. C.
 1292 O. *Gosse Coll.*

Gallinago gallinago.

Scolopax gallinago, Linnæus, Syst. Nat. i. p. 244 (1766); Seebohm, Hist. Brit. B. iii. p. 241 (1885).

THE COMMON SNIPE.

* Cf. Shufeldt, Journ. Anat. & Phys., Oct. 1884 (description and figure of skull).

Hab. Northern Europe and Northern Asia, wintering southward ; occurring also in Greenland and the Bermudas.

1761. Skeleton. O. C. 1292 F. *Purchased.*
 1762. Skeleton. O. C. 1292. *South Collection.*
 1763. Sternum, with right and left coracoids and furcula. S. S. 999. *Presented by P. L. Selater, Esq., F.R.S.*

Gallinago mekala.

Gallinago mekala, Swinhoe, Ibis, 1861, p. 340; David et Oust. Ois. Chin. p. 477 (1877).

SWINHOE'S SNIPE.

Hab. South-east Siberia, wintering in China.

1764. Skeleton of male. From Shanghai. O. C. 1292 P. *Presented by Consul Swinhoe, F.R.S.*

Genus **RHYNCHÆA.**

Cuvier, Règne Animal, i. p. 487 (1817).

Rhynchæa capensis.

Scolopax capensis, Linnæus, Syst. Nat. i. p. 246 (1766).

Rhynchæa capensis, Sharpe, ed. Layard's B. S. Afr. p. 679 (1884).

THE AFRICAN PAINTED SNIPE.

Hab. Southern Asia.

1765. Skeleton. O. C. 1292 A. *Yarrell Collection.*

Rhynchæa australis.

Rhynchæa australis, Gould, Proc. Zool. Soc. 1837, p. 155; Seeböhm, Geogr. Distr. Charadr. p. 459 (1888).

THE AUSTRALIAN PAINTED SNIPE.

Hab. Australia.

1766. Sternum of male, with shoulder-girdle. S. S. 942. From Clarence River, N. S. Wales (*E. P. Ramsay*). *Presented by P. L. Selater, Esq., F.R.S.*
 2 A 2

Genus **TRINGA.**

Brisson, Orn. v. p. 177 (1760).

Tringa crassirostris.

Tringa crassirostris, Temminck & Schlegel, Faun. Japon., Aves, p. 107, pl. 64 (1846-50); David et Oust. Ois. Chin. p. 468 (1877).

THE JAPANESE KNOT.

Hab. Japan, China, and the Kurile Islands.

1767. Skeleton of female. From Shanghai. O. C. 1300 F.
Presented by Consul Swinhoe, F.R.S.

Tringa alpina.

Tringa alpina, Linnæus, Syst. Nat. i. p. 249 (1766); Seebohm, Hist. Brit. B. iii. p. 185 (1885).

THE DUNLIN.

Hab. Europe and Northern Asia and North America, wintering to the southward.

1768. Skeleton. O. C. 1299 B. *Yarrell Collection.*
 1769. Skull. O. C. 1300 E. *Purchased.*
 1770. Sternum, with shoulder-girdle. S. S. 2052.
From the Zoological Society.

Tringa canutus.

Tringa canutus, Linnæus, Syst. Nat. i. p. 251 (1766); Seebohm, Hist. Brit. B. iii. p. 174 (1885).

THE KNOT.

Hab. Arctic Regions of the Old and New Worlds, wintering in South America, Africa, and Australia.

1771. Natural skeleton : mounted. O. C. 1300 C.
From the Zoological Society's Gardens, 1885.

1772. Skull. O. C. 1300 D. *Purchased.*
1773. Sternum, with right coracoid, scapula, and furcula. S. S. 1395. *Purchased.*

Tringa maritima.

Tringa maritima, Gmelin, Syst. Nat. i. p. 678 (1788); Seebohm, Hist. Brit. B. iii. p. 192 (1885).

THE PURPLE SANDPIPER.

Hab. North America, Northern Europe, and Northern Asia.

1774. Skeleton. O. C. 1299 A. *Yarrell Collection.*

Genus **MACHETES.**

Cuvier, Règne Animal, i. p. 490 (1817).

Machetes pugnax.

Tringa pugnax, Linnæus, Syst. Nat. i. p. 240 (1776).

Totanus pugnax, Seebohm, Hist. Brit. B. iii. p. 113 (1885).

THE RUFF.

Hab. Europe and Northern Asia, wintering in India and Africa.

1775. Skeleton. "Reeve." O. C. 1296 A. *Yarrell Collection.*
1776. Skeleton (toes defective). "Ruff." O. C. 1226. *South Collection.*
1777. Skeleton. O. C. 1296 D. *Purchased.*
- 1778, 1779. Skeletons (incomplete). O. C. 1296 E. *Hunterian.*
- 1780, 1781. Skulls of male and female. O. C. 1296 B, 1296 C. *Received in exchange.*
1782. Sternum, with shoulder-girdle. S. S. 1018. *Purchased.*

Genus **CALIDRIS.**

Brisson, Orn. v. p. 226 (1885).

Calidris arenaria.*Tringa arenaria*, Linnæus, Syst. Nat. i. p. 251 (1766).*Calidris arenaria*, Seebohm, Hist. Brit. B. iii. p. 221 (1885).

THE SANDERLING.

Hab. Arctic Regions of the Old and New Worlds, wintering in the Southern Regions of both hemispheres.1783. Skeleton. O. C. 1346 A. *Yarrell Collection.*1784. Sternum, with shoulder-girdle. S. S. 1396. *Purchased.*Genus **TRINGOIDES.**

Bonaparte, Saggio Distr. Metod. An. Vert. p. 58 (1831).

Tringoides hypoleucus.*Tringa hypoleucus*, Linnæus, Syst. Nat. i. p. 250 (1766).*Totanus hypoleucus*, Seebohm, Hist. Brit. B. iii. p. 117 (1885).

THE COMMON SANDPIPER.

Hab. Europe and Northern Asia, wintering southward in India, Africa, and Australia.1785. Skeleton. O. C. 1300 A. *Yarrell Collection.*1786. Skeleton. O. C. 1300 B. *Yarrell Collection.*1787. Skull. O. C. 1300. *Presented by Dr. Leach.*1788. Sternum, with shoulder-girdle. S. S. 2422.
Presented by P. L. Sclater, Esq., F.R.S.

Genus **TOTANUS.**

Cuvier, Leçons Anat. Comp. i. table 2 (1800).

Totanus canescens.*Scolopax canescens*, Gmelin, Syst. Nat. i. p. 688 (1788).*Totanus glottis*, Seebohm, Hist. Brit. B. iii. p. 149 (1885).

THE GREENSHANK.

Hab. Europe and Northern Asia, wintering south in Africa, India, and Australia.1789. Sternum, with shoulder-girdle, wanting left scapula. From Nepal. *Presented by B. H. Hodgson, Esq.*1790. Sternum, with shoulder-girdle. S. S. 1853. From Nepal. *Presented by B. H. Hodgson, Esq.***Totanus glareola.***Tringa glareola*, Linnæus, Syst. Nat. i. p. 149 (1766).*Totanus glareola*, Seebohm, Hist. Brit. B. iii. p. 132 (1885).

THE WOOD-SANDPIPER.

Hab. Northern Europe and Northern Asia, wintering south in Africa, India, and Australia.

1791, 1792. Skeletons (one with digits separately mounted). O. C. 1299 c. From Shanghai.

*Presented by Consul Swinhoe, F.R.S.***Totanus calidris.***Scolopax calidris*, Linnæus, Syst. Nat. i. p. 245 (1766).*Totanus calidris*, Seebohm, Hist. Brit. B. iii. p. 140 (1885).

THE COMMON REDSHANK.

Hab. Northern Europe and Northern Asia, wintering southward in India and the Indo-Malayan Islands.1793. Skull of male. From Germany. *Purchased.*1794. Sternum, with right coracoid, scapula, and furcula. S. S. 863. *Purchased.*

Genus **LIMOSA.**

Brisson, Orn. v. p. 261 (1760).

Limosa lapponica.*Scolopax lapponica*, Linnæus, Syst. Nat. i. p. 246 (1766).*Limosa lapponica*, B. O. U. List Brit. B. p. 177 (1883).

THE BAR-TAILED GODWIT.

Hab. Northern Europe, extending southwards in winter to Senegambia and North-western India.1795. Skeleton (toes defective). O. C. 1297. *South Collection.*1796. Skeleton. O. C. 1297 B. *Yarrell Collection.*1797. Skull. O. C. 1298. *Purchased.*1798. Skull. O. C. 1298 A. *Purchased.***Limosa uropygialis.***Limosa uropygialis*, Gould, Proc. Zool. Soc. 1848, p. 33.*Limosa rufa uropygialis*, Seebohm, Geogr. Distr. Charadr. p. 387 (1888).

THE SIBERIAN BAR-TAILED GODWIT.

Hab. Eastern Asia, wintering in the Malayan Archipelago and Australia.1799, 1800. Skeletons of females. O. C. 1298 B, 1298 C. From Shanghai. *Presented by Consul Swinhoe, F.R.S.***Limosa ægocephala.***Scolopax ægocephala*, Linnæus, Syst. Nat. i. p. 246 (1766).*Limosa ægocephala* (L.), B. O. U. List Brit. B. p. 178 (1883).

THE BLACK-TAILED GODWIT.

Hab. Europe, Asia, North Australia, and Northern Africa.1801. Skeleton (toes defective). O. C. 1297 A. *Yarrell Collection.*

1802. Sternum, with shoulder-girdle. S. S. 1854. From Nepal.
Presented by B. H. Hodgson, Esq.
1803. Sternum, with right coracoid, scapula, and furcula. S. S.
1394. Purchased.

Genus **NUMENIUS** *.

Brisson, Orn. v. p. 311 (1760).

Numenius phæopus.*Scolopax phæopus*, Linnaeus, Syst. Nat. i. p. 243 (1766).*Numenius phæopus* (L.), B. O. U. List Brit. B. p. 179 (1883).

THE WHIMBREL.

Hab. Europe, Asia, and Africa.

1804. Skeleton (ribs defective). O. C. 1294 A. Yarell Collection.
1805. Skull. O. C. 1294. Purchased.

Numenius variegatus.*Tantalus variegatus*, Scopoli, Del. Faun. et Flor. Insubr. ii. p. 92
(1786).*Numenius phæopus variegatus*, Seebohm, Geogr. Distr. Charadr.
p. 330 (1888).

THE EASTERN WHIMBREL.

Hab. Eastern Asia, wintering in India, the Malayan Archipelago, and Australia.

1806. Skeleton of female. From Shanghai. O. C. 1294 A a.
Presented by Consul Swinhoe, F.R.S.

Numenius minutus.*Numenius minutus*, Gould, P. Z. S. 1840, p. 176; David et Oust.
Ois. Chin. p. 458 (1877).

THE LITTLE WHIMBREL.

Hab. China and Japan.

- 1807, 1808. Skeletons of male and female. From Shanghai. O. C.
1294 B, 1294 C. Presented by Consul Swinhoe, F.R.S.

* Cf. Shufeldt, Journ. Anat. & Phys. xix. p. 51 [*Numenius longirostris*].

Numenius arcuatus.

Scolopax arcuata, Linnæus, Syst. Nat. i. p. 242 (1766).

Numenius arquata, B. O. U. List Brit. B. p. 179 (1883).

THE COMMON CURLEW.

Hab. Europe, Asia, and Africa.

- 1809, 1810. Skeletons. O. C. 1293 A, 1293 C. *Hunterian.*
1811. Skull. O. C. 1293 B. *Stores, 1868.*
- 1812, 1813. Skulls. O. C. 1293 D, E. *Purchased.*
1814. Hyoidean arch.
1815. Sternum, with shoulder-girdle. O. C. 1293 F. *Stores, 1868.*
1816. Sternum, with shoulder-girdle.
1817. Sternum, with shoulder-girdle. From Nepal.
Presented by B. H. Hodgson, Esq.
1818. Sternum, with right coracoid, scapula, and furcula. S. S. 1745. *Stores.*

Genus **IBIDORHYNCHUS.**

Vigors, Proc. Zool. Soc. 1831, p. 174.

Ibidorhynchus struthersi.

Ibidorhynchus struthersi, Vigors, Proc. Zool. Soc. 1831, p. 174.

THE RED-BILLED CURLEW.

Hab. Central Asia and China, ranging to the Himalayas.

1819. Sternum, with shoulder-girdle. S. S. 1852. From Nepal.
Presented by B. H. Hodgson, Esq.

Suborder III. *GRALLÆ*.[Cf. Seebohm, *Classif. B.* p. 39.]

- A. Maxillo-palatines not coalesced with each other or with the vomer.
- B. Nasals schizorhinal.
- C. Dorsal vertebræ heterocœlous.
- D. Deep plantar tendon, if it reaches the hallux, proceeding from the *flexor longus hallucis* and not from the *flexor perforans digitorum*.
- E. Young, when hatched, covered with down, and able to run in a few hours.

Family GRUIDÆ*.

Genus **GRUS** †.Pallas, *Miscell. Zool.* p. 66 (1766).**Grus cinerea.**

- Grus *cinerea*. Bechstein, *Naturg. Deutschl.* iv. p. 103 (1809); Seebohm, *Hist. Brit. B.* ii. p. 570 (1884).

THE COMMON CRANE.

Hab. Europe and Northern Asia, migrating in winter to North Africa and Southern Asia.

- 1820. Articulated skeleton : mounted. O. C. 1290. *South Collection.*
- 1821. Sternum, with shoulder-girdle and ribs (wanting left scapula), and with wall of sternum removed to show trachea *in situ*. O. C. 1342. *Purchased.*
- 1822. Sternum, with shoulder-girdle and trachea complete, as well as the hyoidean arch. O. C. 1334 A. *From the Zoological Society.*
- 1823. Sternum and furcula. O. C. 1322. *Hunterian.*

* = *Grues*, Sharpe, *Review*, p. 74.† Cf. Lydekker, *Cat. Fossil B. Brit. Mus.* p. 160 (1891).

Grus antigone.

Ardea antigone, Linnaeus, Syst. Nat. i. p. 235 (1766).

Grus antigone (L.), Oates, B. Brit. Burm. ii. p. 354 (1883).

THE SARUS CRANE.

Hab. The whole of India, the Indo-Burmese countries, Siam, and Cochin China.

1824. Cranium. O. C. 1321 A.

1825. Sternum, with shoulder-girdle (the left side of keel removed, to show convolutions of trachea). O. C. 1332.

1826. Sternum, longitudinally bisected. O. C. 1334.

Hunterian.

1827. Sternum, with shoulder-girdle (wanting scapula), with lower part of trachea. O. C. 1329 B.

Presented by W. B. Tegetmeier, Esq.

1828. Sternum, with shoulder-girdle and part of trachea, of young bird. O. C. 1330.

Presented by Sir Everard Home, F.R.S.

1829. Sternum, with shoulder-girdle, and trachea *in situ*. S. S. 1823.

From the Zoological Society.

1830. Sternum. O. C. 1329 A.

Stores, 1868.

1831. Dorsal vertebræ, sternum with shoulder-girdle, and pelvis. O. C. 1331.

1832. Bones (various). O. C. 1321-1329.

Hunterian.

Grus carunculata.

Ardea carunculata, Gmelin, Syst. Nat. i. p. 643 (1788).

Grus carunculata, Finsch & Hartl. Vög. Ostaftr. p. 670 (1870); Sharpe, ed. Layard's B. S. Afr. p. 626 (1884).

THE WATTLED CRANE.

Hab. Africa generally.

1833. Sternum, with shoulder-girdle and with trachea *in situ*. From South Africa. O. C. 1342 A.

From the Zoological Society.

Grus canadensis.

Ardea canadensis, Linnæus, Syst. Nat. i. p. 234 (1766).

Grus canadensis (L.), A. O. U. Check-list Am. B. p. 139 (1886).

THE LITTLE BROWN CRANE.

Hab. North America.

1834. Sternum, with shoulder-girdle and trachea *in situ*. S. S.
2434. *From the Zoological Society.*

Genus **TETRAPTERYX.**

Thunberg, Kongl. Vetensk. Ak. Handlingar, Stockholm, 1818, p. 242.

Tetrapteryx paradisea.

Ardea paradisea, Lichtenstein, Cat. Rer. Nat. Rariss. Hamb. p. 28
(1793).

Grus paradisea (Licht.), Finsch & Hartl. Vög. Ostafri. p. 671
(1870).

Anthropoides paradisea (Licht.), Sharpe, ed. Layard's B. S. Afr.
p. 628 (1884).

STANLEY'S CRANE.

Hab. Africa.

1835. Sternum, with shoulder-girdle and with trachea, of female
bird. O. C. 1334 B. *Purchased.*
1836. Sternum, with shoulder-girdle and part of trachea. O. C.
1334 C. *Presented by W. B. Tegetmeier, Esq.*

Genus **ANTHROPOIDES.**

Vieillot, Analyse, p. 59 (1816).

Anthropoides virgo.

Ardea virgo, Linnæus, Syst. Nat. i. p. 234 (1766).

Grus virgo, Seebohm, Hist. Brit. B. ii. p. 575 (1884).

THE DEMOISELLE CRANE.

Hab. Southern Europe and Central Asia, wintering in India
and Northern Africa.

1837. Skull. O. C. 1340. *Presented by Dr. Leach.*

Genus **BALEARICA.**

Brisson, Orn. v. p. 511 (1760).

Balearica pavonina.*Ardea pavonina*, Linnæus, Syst. Nat. i. p. 233 (1766).*Grus pavonina*, Finsch & Hartl. Vög. Ostaf. p. 667 (1870).

THE COMMON CROWNED CRANE.

Hab. Northern Africa.

1838. Skeleton. O. C. 1335 A. *Stores, 1868.*
1839. Articulated skeleton (some ribs missing). O. C. 1335.
South Collection.
1840. Skull. O. C. 1336. *Presented by Dr. Leach.*
1841. Dried head. O. C. 1338.
Presented by W. Bullock, Esq.
1842. Skull, longitudinally bisected. O. C. 1337. *Purchased.*
1843. Skull. From the Upper Nile. O. C. 1337 A.
Presented by Dr. Murie.
1844. Sternum, with shoulder-girdle, wanting left coracoid and scapula. S. S. 992.
Presented by P. L. Selater, Esq., F.R.S.

Balearica chrysopelargus.*Ardea chrysopelargus*, Lichtenstein, Cat. Rer. Nat. Rariss. Hamb. p. 29 (1793).*Balearica chrysopelargus* (Licht.), Sharpe, ed. Layard's B. S. Afr. p. 629 (1884).

THE SOUTHERN CROWNED CRANE.

Hab. South Africa.

1845. Sternum, with shoulder-girdle, wanting left coracoid and scapula. S. S. 1308. *From the Zoological Society.*

Family ARAMIDÆ*.

Genus **ARAMUS.**

Vieillot, Analyse, p. 58 (1816).

Aramus scolopaceus †.*Ardea scolopacea*, Gmelin, Syst. Nat. i. p. 647 (1788).*Aramus scolopaceus* (Gm.), Sel. & Salv. Nomencl. Av. Neotrop.
p. 141 (1873).

THE SOUTH-AMERICAN LIMPKIN.

Hab. Guiana, Amazonia, and Brazil.1846. Sternum, with right coracoid. S. S. 1008. *Purchased.*

Family RHINOCETIDÆ ‡.

Genus **RHINOCETUS.**

Selater, Ibis, 1861, p. 137.

Rhinochetus jubatus §.*Rhinochetus jubatus*, Verreaux & O. Des Murs, Rev. et Mag. de
Zool. 1860, p. 440, t. 21; E. L. & L. C. Layard, Ibis, 1877,
p. 362.

THE KAGU.

Hab. New Caledonia1847. Skeleton. A. 1318 A. *Presented by Dr. G. Bennett.*1848. Hyoid arch. A. 1318 A. *Presented by Dr. G. Bennett.** = *Arami*, Sharpe, Review, p. 74.

† Cf. Garrod, P. Z. S. 1876, p. 275; Forbes, Ibis, 1881, p. 23.

‡ = *Rhinochetides*, Sharpe, Review, p. 74.§ Cf. Parker, P. Z. S. 1864, p. 70; id. Trans. Zool. Soc. vi. p. 501; Forbes,
P. Z. S. 1882, p. 271.

Suborder IV. *HEMIPODII* *.

[Cf. Sharpe, Review, p. 69.]

- A. Maxillo-palatines not coalesced with each other or with the vomer.
- B. Nasals schizorhinal.
- C. Dorsal vertebræ heterocœlous.
- D. Sternum with a deep notch on either side of the posterior margin.
- E. Oil-gland tufted.
- F. Spinal bare tract not reaching to the neck, though the three other tracts do so.
- G. A well-developed episternum, receiving the sternal ends of the coracoids, but not perforated.

Genus **TURNIX**.

Bonnaterre, Tabl. En cycl. Méthod. i. pp. lxxxii, 5 (1790).

Turnix velox.*Hemipodius velox*, Gould, P. Z. S. 1840, p. 150.*Turnix velox*, Gould, Handb. B. Austr. ii. p. 184 (1865).**THE SWIFT-FLYING HEMIPODE.***Hab.* Australia.

1849. Sternum of male, with shoulder-girdle. Palmer, N. S. Wales (*E. P. Ramsay*). S. S. 947.
Presented by P. L. Sclater, Esq., F.R.S.

Turnix maculatus.*Turnix maculatus*, Vieillot, N. Diet. d'Hist. Nat. xxxv. p. 47 (1819); David et Oust. Ois. Chin. p. 398 (1877).**THE SPOTTED HEMIPODE.***Hab.* China.

1850. Skeleton. From Chefoo. O. C. 1423 A.
Presented by Consul Swinhoe, F.R.S.

* Cf. Huxley, Proc. Zool. Soc. 1868, p. 303; Parker, Trans. Zool. Soc. ix. pt. 5, pp. 289-352, pl. liv. Also Seebohm, Classif. B. p. 39.

Turnix varius.

Hemipodius varius, Temminck, Pl. Col. v. pl. 454, fig. 1 (1828).

Turnix varius, Gould, Handb. B. Austr. ii. p. 179 (1865).

THE VARIED HEMIPODE.

Hab. Australia and Tasmania.

1851. Natural skeleton. O. C. 1423. *Gould Collection.*

Genus **PEDIONOMUS.**

Gould, P. Z. S. 1840, p. 114.

Pedionomus torquatus.

Pedionomus torquatus, Gould, Proc. Zool. Soc. 1840, p. 114; id.
Handb. B. Austr. ii. p. 187 (1865).

THE COLLARED PLAIN-WANDERER.

Hab. Southern Australia.

1852, 1853. Skeletons. O. C. A. 1355 A, B. *Stores, 1868.*

Suborder V. *PTEROCLETES* *.

[*Cf.* Seebohm, Classif. B. p. 39.]

- A. Maxillo-palatines not coalesced with each other or with the vomer.
- B. Nasals schizorhinal.
- C. Dorsal vertebrae heterocœlous.
- D. Sternum with two notches on each side of the posterior margin.

* = *Pteroclomorphæ*, Huxley, Proc. Zool. Soc. 1868, p. 303. = Suborder *Pterocletes*, Sharpe, Review, p. 69 (1891). *Cf.* also Stejneger, Stand. Nat. Hist., Birds, p. 235.

Genus **SYRRHAPTES.**

Hilger, Prodrömus, p. 243 (1811).

Syrrhaptcs paradoxus.*Tetrao paradoxus*, Pallas, Reise Russ. Reichs, ii. App. p. 712, tab. F (1773).*Syrrhaptcs paradoxus*, Seebohm, Hist. Brit. B. ii. p. 419 (1884).

PALLAS'S SAND-GROUSE.

Hab. Northern Europe and Central Asia.

1854. Natural skeleton. O. C., A. 1421 A.

Purchased of Mr. Gerrard.

1855. Natural skeleton. O. C., B. 1421 A.

1856. Sternum, with shoulder-girdle, wanting left coracoid and scapula. S. S. 1014. *Purchased.*Genus **PTEROCLES.**

Tenminck, Pigeons et Gallin. iii. p. 712 (1815).

Pterocles arenarius.*Tetrao arenarius*, Pallas, Nov. Comm. Petrop. xix. p. 418, pl. 8 (1774).*Pterocles arenarius* (Pall.), Dresser, B. Eur. vii. p. 61, pl. 466 (1874).

THE BLACK-BELLIED SAND-GROUSE.

Hab. South-western Europe, Northern Africa, and Western Asia to India.1857. Natural skeleton (wanting head and left hind leg) of female. O. C. 1422. *Purchased.*

1858. Sternum of female, with shoulder-girdle. S. S. 2152.

From the Zoological Society.

N.B.—The skeleton of the "male," O. C. 1421, is that of a species of Plover, probably an *Ædicnemus*! [Cf. Owen, Osteol. Cat. p. 273.]

Pterocles lichtensteini.

Pterocles lichtensteini, Temminck, Pl. Col. v. pls. 355, 361 (1825);
Finsch & Hartl. Vög. Ostaf. p. 564 (1870).

LICHTENSTEIN'S SAND-GROUSE.

Hab. North-eastern Africa.

1859. Sternum of male, with shoulder-girdle.

From the Zoological Society.

1860. Sternum, with shoulder-girdle, wanting right coracoid and scapula. S. S. 1550.

Presented by P. L. Selater, Esq., F.R.S.

Suborder VI. *FULICARIÆ* *.

[*Cf.* Seebohm, *Classif. B.* p. 40.]

- A. Palate schizognathous.
- B. Nasals holorhinal.
- C. Dorsal vertebræ heterocœlous.
- D. Posterior processes of the ilia separated sufficiently to show a broad sacrum.

Family OTIDIDÆ †.

Genus **OTIS.**

Brisson, *Orn.* v. p. 18 (1760).

Otis tarda.

Otis tarda, Linnæus, *Syst. Nat.* i. p. 581 (1766); Seebohm, *Hist.*
Brit. B. ii. p. 581 (1881).

THE GREAT BUSTARD.

Hab. Europe and Asia.

* *Cf.* Sharpe, *Review*, p. 90; Lydekker, *Cat. Fossil Birds Brit. Mus.* p. 143 (1891).

† Suborder *Otides*, Sharpe, *Review*, p. 73. *Cf.* Lydekker, *Cat. Fossil Birds Brit. Mus.* p. 167 (1891).

Otis tarda.

1861. Articulated skeleton of male. O. C. 1348.
South Collection.
1862. Articulated skeleton of female. O. C. 1349. *Purchased.*
1863. Skeleton of female. From Chefoo, China. O. C. 1349 A.
Presented by Consul Swinhoe, F.R.S.
1864. Skull. O. C. 1350. *Hunterian.*
1865. Sternum, with shoulder-girdle [of specimen 1867],
wanting left coracoid and scapula. S. S. 1245.
Hunterian.
- 1866, 1867. Various bones. O. C. 1351 and 1352 A. *Hunterian.*
(Some of the bones mounted in the Separate Series.)

Otis tetrax.

Otis tetrax, Linnæus, Syst. Nat. i. p. 264 (1766); Seebohm, Hist.
Brit. B. ii. p. 587 (1884).

THE LITTLE BUSTARD.

Hab. Europe and Central Asia, ranging south to North Africa
in winter.

1868. Skeleton. O. C. 1354 A.
1869. Skeleton. O. C. 1354. *South Collection.*
1870. Sternum, wanting left coracoid and scapula. S. S. 1698.
From the Zoological Society.

Otis australis.

Otis australis, Gray in Griff. Anim. Kingd. vol. iii. p. 305 (1829).
Choriotis australis, Gould, Handb. B. Austr. ii. p. 208 (1865).

THE AUSTRALIAN BUSTARD.

Hab. Australia.

1871. Sternum, with right coracoid, scapula, and furcula. Lake
George, N. S. Wales. S. S. 1686.
Presented by Dr. E. P. Ramsay.

Genus **EUPODOTIS.**

Lesson, Rev. Zool. ii. p. 47 (1839).

Eupodotis edwardsi.*Otis edwardsii*, J. E. Gray, Ill. Ind. Zool. i. pl. 59 (1832).*Eupodotis edwardsi*, Hume & Marshall, Game Birds of India, i. p. 7, pl. 3 (1878).

THE GREAT INDIAN BUSTARD.

Hab. India.1872. Skull. O. C., A. 1348 A. *Presented by J. Malcolmson, Esq.***Eupodotis**, sp.1873. Skeleton. O. C., A. 1348 B. *Stores*, 1868.1874. Skull. S. S. 1759. *Purchased.*Genus **SYPHEOTIDES.**

Lesson, Rev. Zool. ii. p. 47 (1839).

Sypheotides aurita.*Otis aurita*, Latham, Ind. Orn. ii. p. 660 (1790).*Sypheotides aurita* (Lath.), Hume & Marshall, Game Birds of India, i. p. 33, pl. 6 (1878).

THE LESSER FLORICAN.

Hab. India.1875. Sternum. S. S. 1850. From Nepal.
*Presented by B. H. Hodgson, Esq.*1876. Pelvis. S. S. 1850 A. *Purchased.*

Family OPISTHOCOMIDÆ*.

[Cf. Seebohm, *Classif. B.* p. 40.]

- A. Palate schizognathous.
- B. Nasals holorrhinal.
- C. Dorsal vertebræ heterocœlous.
- D. Episternal process not perforated to receive the sternal ends of the coracoids.
- E. Posterior processes of the ilia sufficiently separated to show a broad sacrum.
- F. Hallux large.
- G. Oil-gland tufted.

Genus **OPISTHOCOMUS.**Illiger, *Prodromus*, p. 239 (1811).**Opisthocomus cristatus.***Phasianus cristatus*, Gmelin, *Syst. Nat.* ii. p. 741 (1788).*Opisthocomus cristatus* (Gm.), Sclater & Salvin, *Nomencl. Av. Neotrop.* p. 139 (1873).

THE HOATZIN.

Hab. Guiana and Amazonia.

- 1877. Skeleton (very much injured). O. C. 1403 B.
Presented by P. L. Sclater, Esq., F.R.S.
- 1878. Articulated skeleton. From Surinam. O. C. 1405 A.
Presented by P. L. Sclater, Esq., F.R.S.
- 1879. Sternum of spec. 1403 B, with shoulder-girdle. S. S. 2601.
Presented by P. L. Sclater, Esq., F.R.S.
- 1880. Right manus of spec. 1403 B. S. S. 2603.
- 1881. Pelvis of spec. 1403 B. S. S. 2602.
Presented by P. L. Sclater, Esq., F.R.S.
- 1882. Right pes of spec. 1403 B. S. S. 2604.
Presented by P. L. Sclater, Esq., F.R.S.

* = *Heteromorpha*, Huxley, *P. Z. S.* 1868, p. 303; = Suborder *Opisthocomiformes*, Sharpe, *Review*, p. 70.

Family CARIAMIDÆ*.

[Cf. Seebohm, *Classif. B.* p. 40.]

- A. Palate schizognathous.
- B. Nasals holorrhinal.
- C. Dorsal vertebræ heterocœlous.
- D. Episternal process not perforated to receive the sternal ends of the coracoids.
- E. Posterior process of the ilia separated sufficiently to show a broad sacrum.
- F. Sternum with one notch on each side of the posterior margin.
- G. No lateral bare tracts on neck.
- H. Oil-gland nude.

Genus **CARIAMA**.Brisson, *Orn.* v. p. 516 (1760).**Cariama cristata** †.*Pulamedea cristata*, Linnæus, *Syst. Nat.* i. p. 232 (1768).*Cariama cristata* (L.), Sharpe, *Cat. B. Brit. Mus.* i. p. 42 (1874).

THE CRESTED CARIAMA.

Hab. Campos of Brazil and Northern Paraguay.

1883. Skeleton. O. C. 1343 A.

Presented by Professor Huxley, F.R.S.

Family RALLIDÆ ‡.

[Cf. Seebohm, *Classif. B.* p. 40.]

- A. Palate schizognathous.
- B. Nasals holorrhinal.
- C. Dorsal vertebræ heterocœlous.
- D. Episternal process not perforated to receive the sternal ends of the coracoids.

* = Suborder *Dichotophi*, Sharpe, *Review*, p. 74.† Cf. Gadow, *J. f. O.* p. 445; *Reinh. Ibis*, 1882, p. 321.‡ = *Ralliformes*, Sharpe, *Review*, p. 70.

- E. Posterior process of the ilium sufficiently separated to show a broad sacrum.
 F. Sternum with one notch on each side of the posterior margin.
 G. Neck with long lateral bare tract.
 H. Oil-gland tufted.

Genus **PORPHYRIO.**

Brisson, Orn. v. p. 522 (1760).

Porphyrio melanonotus.

Porphyrio melanotus, Temminck, Man. d'Orn. ii. p. 701 (1820);
 Gould, Handb. B. Austr. ii. p. 321 (1865).

THE BLACK-BACKED GALLINULE.

Hab. Australia and Tasmania.

1884. Skeleton. O. C. 1283 A. *Gould Collection.*

Porphyrio pulverulentus.

Porphyrio pulverulentus, Temminck, Pl. Col. pl. 405 (1826);
 Walden, Trans. Zool. Soc. ix. p. 228 (1875).

THE PHILIPPINE GALLINULE.

Hab. Philippines.

1885. Sternum of male, with shoulder-girdle. S. S. 1817.
From the Zoological Society.

Porphyrio alleni.

Porphyrio alleni, Thompson, Ann. & Mag. N. H. x. p. 204 (1842);
 Sharpe, ed. Layard's B. S. Africa, p. 621 (1884).

ALLEN'S PURPLE GALLINULE.

Hab. Western Africa.

1886. Sternum, with shoulder-girdle. S. S. 1020.
Purchased of Mr. L. Fraser.

Porphyrio, sp.

1887. Bisected skull. O. C. 1283 D.

1888. Left foot. O. C. 1288 E.

Genus **NOTORNIS** *.

Owen, P. Z. S. 1848, p. 2.

Notornis mantelli.

Notornis mantelli, Owen, Trans. Zool. Soc. iii. p. 377, pl. lvi.
figs. 7-13 (1848); Buller, B. New Zeal. p. 189, pl. (1873);
Lydekker, Cat. Fossil B. p. 157 (1891).

MANTELL'S GIANT GALLINULE.*Hab.* New Zealand.

1889. Various bones. Subfossil.

Genus **FULICA.**

Brisson, Orn. vi. p. 23 (1760).

Fulica atra.

Fulica atra, Linnæus, Syst. Nat. i. p. 257 (1766); Seebohm, Hist.
Brit. B. ii. p. 564 (1884).

THE COMMON COOT.*Hab.* Europe, Asia, and Africa.

1890. Articulated skeleton: mounted. O. C. 1282 B.
Presented by Richard Davy, Esq.
1891. Skeleton (toes defective). O. C. 1282. *South Collection.*
1892. Skeleton. O. C. 1284. *Brookes Collection.*
1893. Skull. O. C. 1283. *Purchased.*
1894. Feet. *Purchased.*
1895. Sternum, wanting left coracoid. S. S. 2027. *Stores.*

Fulica australis.

Fulica australis, Gould, Proc. Zool. Soc. 1845, p. 2; id. Handb. B.
Austr. ii. p. 329 (1865).

THE AUSTRALIAN COOT.*Hab.* Australia.* Cf. Meyer, Abbild. Vogel-Skel. i. Taf. xxxiv.-xxxvii. (*N. hochstetteri*).

Fulica australis.

1896. Sternum of male, with shoulder-girdle, but without left coracoid and scapula. From Clarence River, N. S. Wales (*E. P. Ramsay*). S. S. 1374.

Presented by P. L. Selater, Esq., F.R.S.

Fulica americana.

Fulica americana, Gmelin, Syst. Nat. i. p. 704 (1788); Cory, B. West Indies, p. 258 (1889); A. O. U. Check-list N. Am. B. p. 144 (1886).

THE AMERICAN COOT.

Hab. North America to Central America and the West Indies.

1897. Sternum, with shoulder-girdle. O. C. 1282 A. From Jamaica. *Gosse Coll.*

Genus **GALLINULA.**

Brisson, Orn. vi. p. 3 (1760).

Gallinula chloropus.

Fulica chloropus, Linnæus, Syst. Nat. i. p. 258 (1766); Seebohm, Hist. Brit. B. ii. p. 557 (1884).

THE COMMON WATER-HEN.

Hab. Europe, Asia, and Africa.

1898. Dried head. O. C. 1285.

Presented by W. Bullock, Esq.

1899. Sternum. O. C. 1284 A.

Hunterian.

Gallinula tenebrosa.

Gallinula tenebrosa, Gould, Proc. Zool. Soc. 1846, p. 20; id. Handb. B. Austr. ii. p. 328 (1865).

THE SOMBRE WATER-HEN.

Hab. Australia.

1900. Sternum of male, with shoulder-girdle, wanting left coracoid and scapula. S. S. 1816.

From the Zoological Society.

Genus **TRIBONYX.**

Dubus, Bull. Acad. Roy. Sci. Bruxelles, vii. pt. 1, p. 212 (1840).

Tribonyx mortieri.

Tribonyx mortieri, Dubus, *t. c.* p. 215, pl. (1840); Gould, Handb. B. Austr. ii. p. 324 (1865).

MORTIER'S WATER-HEN.

Hab. Southern Australia and Tasmania.

1901. Skeleton. O. C. 1281.

Gould Collection.

Tribonyx ventralis.

Gallinula ventralis, Gould, Proc. Zool. Soc. 1836, p. 85.

Tribonyx ventralis, Gould, Handb. B. Austr. ii. p. 325 (1865).

THE BLACK-TAILED WATER-HEN.

Hab. Southern Australia.

1902. Sternum, with shoulder-girdle, wanting left coracoid and scapula. Port Denison, Queensland (*E. P. Ramsay*). S. S. 1365. *Presented by P. L. Selater, Esq., F.R.S.*

Genus **PAREUDIASTES.**

Hartlaub & Finsch, P. Z. S. 1871, p. 25, pl. ii.

Pareudiastes pacificus.

Pareudiastes pacificus, Hartlaub & Finsch, P. Z. S. 1871, p. 25, pl. ii.

THE PACIFIC WATER-HEN.

Hab. Savai, South Pacific Islands.

1903. Sternum, with shoulder-girdle, wanting left coracoid and scapula. S. S. 2527.

Presented by P. L. Selater, Esq., F.R.S.

Genus **OCYDROMUS** *.

Wagler, Nat. Syst. Amph. Säug. u. Vögel, p. 98 (1830).

Ocydromus sylvestris.

Ocydromus sylvestris, Selater, Proc. Zool. Soc. 1869, p. 472, pl. 35 ;
Ramsay, Tab. List Austr. B. p. 38 (1888) ; Meyer, Abbild.
Vogel-Skel. i. Taf. xli.

THE LORD HOWE ISLAND WOOD-HEN.

Hab. Lord Howe Island.

1904. Sternum, with shoulder-girdle. S. S. 2567.

Presented by P. L. Selater, Esq., F.R.S.

Ocydromus lafresnayanus.

Gallirallus lafresnayanus, Verreaux et O. Des Murs, Rev. et Mag.
de Zool. 1860, p. 437 ; E. L. & L. C. Layard, Ibis, 1877, p. 363.

LAFRESNAYE'S WOOD-HEN.

Hab. New Caledonia.

1905. Skeleton. O. C. 1280 B.

Presented by Dr. George Bennett.

Ocydromus australis.

Rallus australis, Sparrman, Mus. Carls. pl. 14 (1786).

Ocydromus australis, Buller, B. New Zeal. p. 170 (1873).

THE SOUTH-ISLAND WOOD-HEN.

Hab. South Island, New Zealand.

1906. Skeleton (defective). O. C. 1280.

Purchased.

1907. Skeleton. O. C. 1280 A.

Purchased.

1908. Sternum of male, without shoulder-girdle. S. S. 935.

From the Botanic Gardens, Sydney.

* Cf. Meyer, Abbild. Vogel-Skel. i. Taf. xl. (*O. fuscus*).

Genus **APTORNIS.**

Owen, Trans. Zool. Soc. iii. p. 347 (1848).

Aptornis otidiformis.*Didornis otidiformis*, Owen, *ut supra*.*Aptornis otidiformis*, Lydekker, Cat. Fossil Birds Brit. Mus. p. 147 (1891).

THE BUSTARD-LIKE WOOD-HEN (extinct).

Hab. New Zealand.

- 1908 A. Shaft of right femur (*cf.* Cat. Fossil Mamm. & Aves, p. 366). F. C. 1591.
- 1908 B. Right tibio-tarsus (*cf.* Cat. Fossil Mamm. & Aves, p. 366). F. C. 1592.

Genus **GALLICREX.**

Blyth, Cat. B. Mus. As. Soc. p. 283 (1849).

Gallicrex cinerea.*Fulica cinerea*, Gmelin, Syst. Nat. ii. p. 702 (1788).*Gallicrex cinerea*, David et Oust. Ois. Chine, p. 484 (1877).

THE WATER-COCK.

Hab. India to China, and the Malay Archipelago.

1909. Skeleton of male. From Chefoo, China. O. C. 1283 f.
Presented by Consul Swinhoe, F.R.S.

Genus **RALLUS.**

Linnaeus, Syst. Nat. i. p. 261 (1766).

Rallus aquaticus.*Rallus aquaticus*, Linnaeus, Syst. Nat. i. p. 262 (1766); Seebohm, Hist. Brit. B. ii. p. 552 (1884).

THE COMMON WATER-RAIL.

Hab. Europe and Western Asia.

1910. Skeleton. O. C. 1286 A. *Yarrell Collection.*
1911. Skull. O. C. 1286 C. *Purchased.*
1912. Sternum, with shoulder-girdle. S. S. 1247. *Purchased.*

Rallus philippensis.

Rallus philippensis, Linnæus, Syst. Nat. i. p. 263 (1766).

Hypotenidia philippensis, Gould, Handb. B. Austr. ii. p. 334 (1865).

THE PECTORAL RAIL.

Hab. Australia and Papuan Islands to the Moluccas and Philippine Islands.

1913. Sternum of female, with shoulder-girdle. From Dobroyde, N. S. Wales. S. S. 932.

Presented by Dr. E. P. Ramsay.

Rallus caribbæus.

Rallus longirostris, var. *caribbæus*, Ridgway, Bull. Nutt. Orn. Club, v. p. 140 (1880).

Rallus longirostris caribbæus, Cory, B. West Indies, p. 254 (1889).

THE JAMAICAN CLAPPER-RAIL.

Hab. Antilles.

1914. Sternum. O. C. 1286 B. From Jamaica.

Gosse Collection.

Genus GYMNOCREX.

Salvadori, Ann. Mus. Civic. Genov. vii. p. 678 (1875).

Gymnocrex plumbeiventris.

Rallus plumbeiventris, Gray, Proc. Zool. Soc. 1861, pp. 432, 438.

Gymnocrex plumbeiventris (Gray), Sharpe in Gould's B. New Guinea, v. pl. 71 (1888).

THE GREY-BELLIED RAIL.

Hab. New Guinea and Solomon Islands.

1915. Sternum, with shoulder-girdle. Solomon Islands. S. S. 2443.

Presented by P. L. Selater, Esq., F.R.S.

Genus **CREX.**

Bechstein, Orn. Taschenb. p. 336 (1803).

Crex crex.

Rallus crex, Linnæus, Syst. Nat. i. p. 261 (1766).

Crex pratensis, Seebohm, Hist. Brit. B. ii. p. 535 (1884).

THE LAND-RAIL OR CORN-CRAKE.

Hab. Europe and Western Asia, wintering in Africa.

1916. Sternum, with shoulder-girdle. From Stratford-on-Avon.
S. S. 2028. *Presented by Professor Flower, F.R.S.*

1917. Skull. Stratford-on-Avon. O. C. 1285 B.
Presented by Professor Flower, F.R.S.

Genus **ORTYGOMETRA** *.

Leach, Syst. Cat. Mamm. & Birds Brit. Mus. p. 34 (1816).

Ortygometra porzana.

Rallus porzana, Linnæus, Syst. Nat. i. p. 262 (1766).

Crex porzana, Seebohm, Hist. Brit. B. ii. p. 540 (1884).

THE SPOTTED CRAKE.

Hab. Europe.

1918. Skull of female. From Germany. *Purchased.*

Ortygometra pusilla.

Rallus pusillus, Pallas, Reis. Russ. Reichs, iii. App. p. 700 (1776).

Porzana pusilla (Pall.), Ogilvie-Grant, Ann. & Mag. Nat. Hist.
(6) v. pp. 80-82 (1890).

PALLAS'S CRAKE.

Hab. Eastern Asia.

1919. Skeleton of male. From Chefoo, China. O. C. 1285 c.
Presented by Consul Swinhoe, F.R.S.

* Cf. Meyer, Abbild. Vogel-Skel. i. Taf. cviii. (*O. nigra*).

Ortygometra carolina.

Rallus carolinus, Linnæus, Syst. Nat. i. p. 263 (1766).

Porzana carolina, A. O. U. Check-list N. Am. B. p. 142 (1886).

THE CAROLINA CRAKE.

Hab. North America to the West Indies and Northern South America.

1920. *Sternum*. S. S. 1299.

Presented by the Smithsonian Institution.

Ortygometra fluminea.

Porzana fluminea, Gould, Proc. Zool. Soc. 1842, p. 139; id. Handb. B. Austr. ii. p. 339 (1865).

THE SPOTTED WATER-CRAKE.

Hab. Southern Australia and Tasmania.

1921. *Sternum* of male, with shoulder-girdle. From Palmer, N. S. Wales (*E. P. Ramsay*). S. S. 938.

Presented by P. L. Selater, Esq., F.R.S.

Family PSOPHIIDÆ*.

[*Cf.* Seebohm, *Classif. B.* p. 40; Stejneger, *Stand. Nat. Hist., Birds*, p. 123.]

- A. Palate schizognathous.
- B. Nasals holorhinal.
- C. Dorsal vertebræ heterocœlous.
- D. Episternal process not perforated to receive the sternal ends of the coracoids.
- E. Posterior process of the ilia separated sufficiently to show a broad sacrum.
- F. Sternum without a notch on the posterior margin.
- G. Neck with long lateral bare tracts.

* = Suborder *Psophiæ*, Sharpe, *Review*, p. 74.

Genus **PSOPHIA** *.

Linnaeus, Syst. Nat. i. p. 263 (1766).

Psophia crepitans.

Psophia crepitans, Linnaeus, Syst. Nat. i. p. 263 (1766); Sel. & Salv. Nomencl. Av. Neotrop. p. 141 (1873).

THE COMMON TRUMPETER.

Hab. Guiana.

1922. Skeleton. O. C. 1343. *South Collection.*
1923. Sternum of female, with shoulder-girdle.
From the Zoological Society.
1924. Sternum, with shoulder-girdle. S. S. 1470.
Presented by P. L. Selater, Esq., F.R.S.

Suborder VII. HESPERORNITHES.

Family HESPERORNITHIDÆ.

Genus **HESPERORNIS**.

Marsh, Amer. Journ. Sci. (3) iii. p. 57 (1872).

Hesperornis regalis.

Hesperornis regalis, Marsh, *ut supra*; D'Arcy Thompson, Stud. Mus. Dundee, i. no. 10, pp. 1-15 (1890); Fürbringer, MB. Deutsch. Ver. Schutz, 1890, pp. 488-513; Shufeldt, Nature, xliii. p. 176; Helm, *t. c.* p. 369 (1890); Lydekker, Cat. Fossil B. p. 205 (1891).

THE TOOTHED DIVER.

Hab. North America (fossil in the Oretaceous of Kansas).

1925. Cast of portion of left mandible, retaining three teeth.
From the original in Yale College Museum.

* Cf. Beddard, Proc. Zool. Soc. 1890, pp. 329-341.

Hesperornis regalis.

1926. Cast of part of right mandible, showing imperfect sockets.
From the same.
1927. Cast of axis or second vertebra. *From the same.*
1928. Cast of fourth vertebra. *From the same.*
1929. Cast of twelfth vertebra. *From the same.*
1930. Cast of fifteenth vertebra. *From the same.*
1931. Cast of sixteenth vertebra. *From the same.*
1932. Cast of twentieth vertebra. *From the same.*
1933. Cast of twenty-third vertebra. *From the same.*
1934. Cast of pelvis. *From the same.*
1935. Cast of caudal vertebra. *From the same.*
1936. Cast of left femur. *From the same.*
1937. Cast of left tibio-tarsus. *From the same.*
1938. Cast of left patella. *From the same.*
1939. Cast of left tarso-metatarsus, with phalanges.
From the same.

Hesperornis crassipes.

Hesperornis crassipes, Marsh, Amer. Journ. Sci. (3) xi. p. 509
(1876); Lydekker, Cat. Fossil B. Brit. Mus. p. 209 (1891).

THE LARGE-FOOTED TOOTHED DIVER.

Hab. North America (fossil).

1940. Cast of ventral aspect of sternum.
From the original in Yale College Museum.

Suborder VIII. *PYGOPODES*.[*Cf.* Seebohm, *Classif. B.* p. 41.]

- A. Palate schizognathous.
- B. Cnemial process of the tibia produced to a remarkable degree.
- C. Posterior process of the ilium approximated to such an extent that the sacrum is almost entirely concealed.
- D. Spinal feather-tract not defined on the neck.

Family COLYMBIDÆ*.

- A. No anchylosed vertebræ in front of the anchylosed sacral vertebræ.
- B. Median xiphoid process of sternum projecting behind the lateral processes.
- C. Cervical vertebræ 14 or 15 in number.
- D. Ambiens and femoro-caudal muscles present.

Genus **COLYMBUS** †.Brissou, *Orn.* vi. p. 34 (1760).**Colymbus glacialis.**

Colymbus glacialis, Linnæus, *Syst. Nat.* i. p. 221 (1766); B. O. U. List Brit. B. p. 201 (1883).

THE GREAT NORTHERN DIVER.

Hab. Northern Europe, Asia, and America, migrating south in winter.

- 1941. Skeleton. O. C. 1165. *South. Collection.*
- 1942. Skeleton. *Purchased.*
- 1943. Skeleton. *Presented by A. M. Paterson, Esq.*
- 1944. Sternum, with right coracoid, scapula, and furcula. S. S. 865. *Purchased.*

* = Order *Colymbiformes*, Sharpe, *Review*, p. 71; *cf.* Lydekker, *Cat. Fossil B. Brit. Mus.* p. 191 (1891)

† *Cf.* Coues, *Mem. Bost. Soc.* i. p. 131, pl. 5.

Colymbus septentrionalis.

Colymbus septentrionalis, Linnæus, Syst. Nat. i. p. 220 (1766) ;
B. O. U. List Brit. B. p. 202 (1883).

THE RED-THROATED DIVER.

Hab. Northern Europe, Asia, and America, ranging south in winter.

1945. Skeleton. O. C. 1165 A.
1946. Skeleton of young. O. C. 1166 A. (Skull wanting.)
Purchased.
1947. Skeleton. Many of the bones mounted in the Separate
Series. O. C. 1166 B. *Hunterian.*
1948. Sternum, with right coracoid, scapula, and furcula. S. S.
853. *Purchased.*
1949. Pelvis and bones of right leg. O. C. 1166.
Brookes Collection.

Family PODICIPEDIDÆ*.

[*Cf.* Stejneger, Stand. Nat. Hist., Birds, p. 66 ; Seebohm,
Classif. B. p. 41.]

- A. Palate schizognathous.
- B. Cnemial process of the tibia produced to a remarkable degree.
- C. Posterior process of ilium approximated to such an extent that the sacrum is almost entirely concealed.
- D. Cervical vertebræ 17 to 21 in number.
- E. Anchylosed sacral vertebræ preceded by a free vertebra, in front of which are four anchylosed dorsal vertebræ.
- F. Median xiphoid process of sternum abruptly truncated, so that the lateral processes extend behind it.
- G. Spinal feather-tract not defined on the neck.
- H. Ambiens and femoro-caudal muscles absent.

* = Order *Podicipidiformes*, Sharpe, Review, p. 71.

Genus **PODICIPES** *.

Lath. Gen. Syn. Suppl. p. 249 (1787).

Podiceps griseigena.*Colymbus griseigena*, Boddaert, Tabl. Pl. Enl. p. 55 (1783).*Podiceps griseigena* (Bodd.), B. O. U. List Brit. B. p. 203 (1883).

THE RED-NECKED GREBE.

Hab. Northern Europe and Northern America.

1950. Skeleton. O. C. 1166 c. *Purchased.*
1951. Skull of female. From Prussia. *Purchased.*

Podiceps cristatus.*Colymbus cristatus*, Linnæus, Syst. Nat. i. p. 222 (1766).*Podiceps cristatus* (L.), B. O. U. List Brit. B. p. 202 (1883).

THE GREAT CRESTED GREBE.

Hab. Temperate and Southern portions of Europe and Asia, extending to India, Australia, New Zealand, and South Africa.

1952. Sternum, with shoulder-girdle. O. C. 1166 d.
1953. Sternum, with right coracoid, scapula, and furcula.
S. S. 1264. *Presented by Professor Flower, F.R.S.*

Podiceps dominicus.*Colymbus dominicus*, Linnæus, Syst. Nat. i. p. 223 (1766).*Podiceps dominicus*, Baird, Brewer, and Ridgway, Water-Birds N. Amer. ii. p. 438 (1884); Cory, Birds West Indies, p. 283 (1889).

THE LEAST AMERICAN GREBE.

Hab. Tropical America and West Indies.

1954. Sternum, with shoulder-girdle.
Presented by the Smithsonian Institution.

* Generally written *Podiceps*.

Genus **PODILYMBUS.**Lesson, *Traité d'Orn.* p. 595 (1831).**Podilymbus podiceps.***Colymbus podiceps*, Linnæus, *Syst. Nat.* i. p. 223 (1766).*Podilymbus podiceps* (L.), A. O. U. Check-l. N. Amer. B. p. 75 (1886).

THE PIED-BILLED GREBE.

Hab. Nearly the whole of America.

1955. Sternum. S. S. 1289.

*Presented by the Smithsonian Institution.*Genus **TACHYBAPTES.**Reichenbach, *Syst. Av.* p. 11 (1851).**Tachybates fluviatilis.***Colymbus fluviatilis*, Tunstall, *Orn. Brit.* p. 3 (1771).*Tachybates fluviatilis* (Tunst.), B. O. U. List Brit. B. p. 204 (1883).

THE LITTLE GREBE.

Hab. Nearly the whole of the Old World.

1956. Skull of male. From Germany.

Purchased.

1957. Sternum, with shoulder-girdle. S. S. 1933.

*From the Zoological Society.*Suborder IX. *GALLINÆ* *.[*Cf.* Seebohm, *Classif. B.* p. 42.]

A. Palate schizognathous.

B. Basipterygoid processes articulating with the pterygoids as near the palatines as possible.

C. Nasals holorhinal.

* = Order *Galliformes*, Sharpe. Review, p. 68: *cf.* Garrod, *Proc. Zool. Soc.* 1879, pp. 354-380.

- D. Episternal process perforated to receive the sternal ends of the coracoids.
- E. Young, when hatched, covered with down, and able to run in a few hours.

Family PHASIANIDÆ*.

[*Cf.* Seebohm, *Classif. B.* p. 42.]

- A. Inner notch of sternum more than half the length of the whole sternum.
- B. Hallux raised above the level of the front toes, and its basal phalanx shorter than the hind toe.
- C. Oil-gland tufted, or absent.

Genus **PHASIANUS.**

Linnaeus, *Syst. Nat.* i. p. 270 (1766).

Phasianus colchicus.

Phasianus colchicus, Linnaeus, *Syst. Nat.* i. p. 271 (1766); B. O. U. List Brit. B. p. 141 (1883).

THE COMMON PHEASANT.

Hab. Europe and Western Asia.

1958. Skeleton. *Presented by W. Borrer, Esq.*
1959. Sternum, with shoulder-girdle, of male "Bohemian Pheasant." *From the Zoological Society.*

Phasianus versicolor.

Phasianus versicolor, Temminck, *Pl. Col.* v. pls. 486, 493 (1830); Elliot, *Monogr. Phas.* ii. pl. ix. (1872).

THE JAPANESE PHEASANT.

Hab. Japan.

* = Suborder *Ithasiani*, Sharpe, *Review*, p. 68: *cf.* Lydekker, *Cat. Fossil Birds Brit. Mus.* p. 131 (1891).

Phasianus versicolor.

1960. Sternum of female, with shoulder-girdle.

From the Zoological Society.

1961. Sternum of male, with shoulder-girdle. S. S. 1999.

*From the Zoological Society.***Phasianus wallichii.***Phasianus wallichii*, Hardwicke, Trans. Linn. Soc. xv. p. 166 (1827); Elliot, Monogr. Phas. ii. pl. x. (1872).**WALLICH'S PHEASANT.***Hab.* Himalayas.

1962. Sternum of female, with shoulder-girdle.

*From the Zoological Society.***Phasianus scintillans.***Phasianus scintillans*, Gould, Ann. & Mag. N. H. (3) xvii. p. 150 (1866).*Phasianus scemmeringi*, var. *scintillans*, Elliot, Monogr. Phas. ii. pl. xiii. (1872).**THE HONDO COPPER PHEASANT.***Hab.* Japan.

1963. Sternum of male, with shoulder-girdle.

*From the Zoological Society.*Genus **THAUMALEA.**

Wagler, Isis, 1832, p. 1227.

Thaumalea picta.*Phasianus pictus*, Linnæus, Syst. Nat. i. p. 272 (1766).*Thaumalea picta* (L.), Elliot, Monogr. Phas. ii. pl. 15 (1872).**THE GOLDEN PHEASANT.***Hab.* China.

1964. Sternum of male.

From the Zoological Society.

1965. Sternum, with shoulder-girdle. O. C. 1415 A.

1966. Sternum, with right coracoid and scapula. S. S. 1004.
Purchased.

Genus **CROSSOPTILUM** *.

Hodgson, J. A. S. Beng. vii. p. 864 (1838).

Crossoptilum auritum.

Phasianus auritus, Pallas, Zoogr. Rosso-Asiat. ii. p. 86 (1811).

Crossoptilon auritum (Pall.), Elliot, Monogr. Phas. i. pl. 18
(1872).

PALLAS'S EARED PHEASANT.

Hab. Thibet to China.

1967. Sternum of female, with shoulder-girdle.
From the Zoological Society.

Genus **LOPHOPHORUS**.

Temminck, Pigeons et Gallin. ii. p. 355 (1818).

Lophophorus impeyanus.

Phusianus impeyanus, Latham, Ind. Orn. ii. p. 632 (1790).

Lophophorus impeyanus (Lath.), Elliot, Monogr. Phas. i. pl. 19
(1872).

THE MONAUL.

Hab. Himalayas.

1968. Sternum of male, with right coracoid and scapula. S. S.
2029. *From the Zoological Society.*

* Cf. Meyer, Abbild. Vogel-Skel. i. pl. xeviii. (*C. mantchuricum*).

Genus **EUPLOCOMUS.**

Temminck, Pl. Col. 507 (1830).

Euplocamus prælatus.*Diardigallus prælatus*, Bonaparte, Compt. Rend. xliii. p. 415 (1856).*Euplocamus prælatus* (Bp.), Elliot, Monogr. Phas. ii. pl. 24 (1872).

THE SIAMESE FIRE-BACK PHEASANT.

Hab. Siam.

1969. Sternum of male, with shoulder-girdle.

*From the Zoological Society.***Euplocamus nycthemerus.***Phasianus nycthemerus*, Linnæus, Syst. Nat. i. p. 272 (1766).*Euplocamus nycthemerus* (L.), Elliot, Monogr. Phas. ii. pl. 21 (1872).

THE SILVER PHEASANT.

Hab. China.

1970. Skeleton. O. C. 1415 D.

*Purchased.***Euplocamus lineatus.***Phasianus lineatus*, Vigors, Proc. Zool. Soc. 1831, p. 24.*Euplocamus lineatus* (Vig.), Elliot, Monogr. Phas. ii. pl. 23 (1872).

THE LINEATED PHEASANT.

Hab. Burmese Countries.

1971. Sternum of very young bird. O. C. 1415 H.

Euplocamus erythrophthalmus.*Phasianus erythrophthalmus*, Raffles, Trans. Linn. Soc. xiii. p. 321 (1822).*Euplocamus erythrophthalmus* (Raffl.), Elliot, Monogr. Phas. ii. pl. 28 (1872).

THE RUFOUS-TAILED PHEASANT.

Hab. Sumatra and the Malayan Peninsula.

1972. Sternum of female, with left coracoid and scapula. S. S.
2159. *From the Zoological Society.*

Genus **GALLUS** *.

Brisson, Orn. i. p. 166 (1760).

Gallus sonnerati.

Gallus sonnerati, Temminck, Pl. Col. v. pls. 232, 233 (1823);
Elliot, Monogr. Phas. ii. pl. 34 (1872).

SONNERAT'S JUNGLE-FOWL.

Hab. Central and Southern India.

1973. Sternum, with shoulder-girdle. S. S. 2151.
From the Zoological Society.

Gallus domesticus †.

THE DOMESTIC FOWL.

1974. Skeleton. O. C. 1412. *South Collection.*
1975. Skeleton of male Dorking cock. O. C. 1412 G.
Presented by Mr. W. Pearson.
1976. Skeleton of a tailless Bantam Cock (3 years old). O. C.
1412 F. *Presented by Edgar Flower, Esq.*
1977. Skeleton (imperfect) of "Rumpkin Fowl." O. C. 1412 A.
Hunterian.
1978. Skull of Polish Fowl. O. C. 1414. *Hunterian.*
- 1979, 1980. Skulls of Polish Fowl. O. C. 1414 A, 1414 B. [See
Tegetmeier, P. Z. S. 1856, pp. 366-368.]
Presented by W. B. Tegetmeier, Esq.

* Cf. Shufeldt, "Observations upon the Morphology of *Gallus bankiva* of India," Journ. Comp. Med. 1888; cf. also Meyer, Abbild. Vogel-Skel. i. pl. ix. (*G. bankiva*).

† Cf. Parker, W. K., "On the Structure and Development of the Wing in the Common Fowl," Phil. Trans. vol. 179, pp. 385-398, pls. 62-65 (1888); Meyer, Abbild. Vogel-Skel. i. pls. x.-xv., civ.

Gallus domesticus.

1981. Skull. O. C. 1413. *Hunterian.*
1982. Cranium. S. S. 1768. *Stores.*
1983. Cranium of young Fowl. O. C. 1412 A. *Purchased.*
1984. Sternum. *Old Collection.*
1985. Sternum, with shoulder-girdle, of male.
From the Zoological Society.
1986. Sternum of a very young Fowl. O. C. 1412 c. *Purchased.*
1987. Sternum, with shoulder-girdle. S. S. 1769. *Hunterian.*
1988. Left tarso-metatarsus, to show spurs of male.
Old Collection.

Genus **CERIORNIS.**

Swainson, *Classif. B.* ii. p. 341 (1837).

Ceriornis satyra.

Meleagris satyra, Linnæus, *Syst. Nat.* i. p. 269 (1766).

Ceriornis satyra (L.), Elliot, *Monogr. Phas.* i. pl. 23 (1872).

THE HORNED TRAGOPAN.

Hab. Himalayas.

1989. Sternum, with shoulder-girdle. O. C. 1415 G.
From the Zoological Society.
1990. Sternum, with shoulder-girdle. From Nepal.
Presented by B. H. Hodgson, Esq.
1991. Sternum, with right coracoid, scapula, and furcula. S. S.
2030. *Stores.*
1992. Pelvis. From Nepal. *Presented by B. H. Hodgson, Esq.*

Ceriornis temmincki.

Satyra temmincki, Gray, Ill. Ind. Zool. i. pl. 50.

Ceriornis temmincki (Gray), Elliot, Monogr. Phas. i. pl. 25 (1872).

TEMMINCK'S TRAGOPAN.

Hab. Eastern Himalayas and China.

1993. Sternum of male, with shoulder-girdle.

From the Zoological Society.

Genus **POLYPECTRUM.**

Temminck, Pigeons et Gallin. ii. p. 363 (1813).

Polypectrum thibetanum.

Pavo thibetanus, Gmelin, Syst. Nat. ii. p. 731 (1788).

Polypectron thibetanus (Gm.), Elliot, Monogr. Phas. i. pl. 6 (1872).

THE COMMON PEACOCK PHEASANT.

Hab. N.E. India and Southern China.

1994. Sternum of male, with shoulder-girdle (wanting left scapula). *From the Zoological Society.*

1995. Sternum of female, with shoulder-girdle. S. S. 2031.

Stores.

Genus **ARGUSIANUS.**

Rafinesque, Analyse, p. 67 (1815).

Argusianus argus.

Phasianus argus, Linnæus, Syst. Nat. i. p. 272 (1766).

Argusianus argus (L.), Oates, Birds Brit. Burm. ii. p. 313 (1883).

THE ARGUS PHEASANT.

Hab. Tenasserim, Siam, and the Malay Peninsula to Sumatra.

Argusianus argus.

1996. Skeleton of male. O. C. 1415 B.

Presented by Sir Stamford Raffles.

1997. Skeleton of female. O. C. 1415 c.

*Presented by Sir Stamford Raffles.*Genus **PAVO.**

Linnæus, Syst. Nat. i. p. 267 (1766).

Pavo cristatus.*Pavo cristatus*, Linnæus, *ut suprâ*; Elliot, Monogr. Phas. i. pl. 3 (1872).

THE COMMON PEAFOWL.

Hab. India.

1998. Skeleton. O. C. 1404.

South Collection.

1999. Skeleton (imperfect). O. C. 1404 A. [Some of the bones mounted in the Separate Series.]

Hunterian.

2000. Skull (imperfect). O. C. 1405.

Hunterian.

2001. Sternum, with right coracoid and scapula. S. S. 675 B.

Stores.

Family TETRAONIDÆ.

Genus **TETRAO***.

Linnæus, Syst. Nat. i. p. 273 (1766).

Tetrao urogallus.*Tetrao urogallus*, Linnæus, Syst. Nat. i. p. 274 (1766); Dresser, Birds Eur. vii. p. 223, pl. 490 (1873); Meyer, Abbild. Vogel-Skel. i. pls. xvi., xlviii., lii.

THE CAPERCALLIE.

Hab. Northern and Central Europe.* *Cf.* Shufeldt, Bull. Geol. Survey, vi. p. 309.

2002. Skeleton. O. C. 1416. *South Collection.*
2003. Skull. O. C. 1416 A. *Purchased.*
2004. Sternum of male, with shoulder-girdle. S. S. 1467.
Presented by P. L. Selater, Esq., F.R.S.
2005. Hyoid arch. O. C. 1417. *Presented by Dr. Leach.*

Tetrao tetrrix.

Tetrao tetrrix, Linnaeus, Syst. Nat. i. p. 274 (1766); Dresser, Birds Eur. vii. p. 205, pl. 487 (1873); Meyer, Abbild. Vogel-Skel. pls. xvi., cii.

THE BLACK GROUSE.

Hab. Europe, through Central Asia to China.

2006. Skeleton (imperfect). O. C. 1418 D. [Many of the bones exhibited in the Separate Series.] *Hunterian.*
2007. Skull. O. C. 1418 F. *Presented by Edgar Flower, Esq.*

Genus **LAGOPUS** *.

Brisson, Orn. p. 181 (1760).

Lagopus scoticus.

Tetrao scoticus, Latham, Ind. Orn. ii. p. 750 (1790).

Lagopus scoticus (Lath.), Dresser, Birds Eur. vii. p. 165, pl. 479 (1873).

THE RED GROUSE.

Hab. Moorlands of the British Islands, north of Derbyshire.

2008. Articulated skeleton: mounted. O. C. 1418 c. (Ribs defective.) *Yarrell Collection.*
2009. Skeleton (imperfect). O. C. 1418 A. *Hunterian.*
2010. Skeleton. O. C. 1418 E. *Purchased.*
2011. Sternum. O. C. 1418 B. *From the Zoological Society.*

* Meyer, Abbild. Vogel-Skel. i. pl. ciii. (*L. albus*).

Lagopus scoticus.

2012. Sternum of male, with shoulder-girdle. *From the Zoological Society.*
2013. Sternum, with left coracoid, scapula, and furcula. S. S. 1676. *Stores.*

Lagopus mutus.

- Tetrao mutus*, Montin, Phys. Salsk. Handl. p. 155 (1770).
Lagopus mutus (Montin), Dresser, Birds Eur. vii. p. 157, pl. 478 (1874).

THE COMMON PTARMIGAN.

Hab. Northern Europe and Central Asia.

2014. Skeleton. O. C. 1418. *South Collection.*
2015. Sternum, with right coracoid, scapula, and furcula. S. S. 838. *Purchased.*

Genus **BONASA.**

Stephens, Gen. Zool. xi. p. 298 (1819).

Bonasa bonasia.

- Tetrao bonasia*, Linnæus, Syst. Nat. i. p. 275 (1766).
Bonasia betulina (Scop.), Dresser, Birds Eur. vii. p. 193, pl. 486 (1871).

THE HAZEL-GROUSE.

Hab. Northern Europe, through Central Asia to China and Japan.

2016. Skull of male. From Germany. *Purchased.*
2017. Skull of female. From Germany. *Purchased.*

Bonasa umbellus *.

Tetrao umbellus, Linnaeus, Syst. Nat. i. p. 275 (1766).

Bonasa umbellus (L.), Baird, Brewer, and Ridgway, N. Am. B. iii. p. 448 (1874).

THE RUFFED GROUSE.

Hab. North America.

2018. Skull. O. C. 1419.

Hunterian.

Family PERDICIDÆ.

Genus **PERDIX** †.

Brisson, Orn. i. p. 219 (1760).

Perdix perdix.

Tetrao perdix, Linnaeus, Syst. Nat. i. p. 276 (1766).

Perdix cinerea, Latham, Gen. Syn. Suppl. i. p. 290 (1787);
B. O. U. List Brit. B. p. 142 (1883); Meyer, Abbild. Vogel-Skel.
i. pl. c.

THE COMMON PARTRIDGE.

Hab. Europe to Central Asia.

2019. Natural skeleton (ribs and toes defective). O. C. 1420 f.
Yarrell Collection.

2020. Sternum, with right coracoid and scapula. S. S. 1161 a.
Purchased.

2021. Skull. *Purchased.*

* Cf. Shufeldt, Bull. U.S. Geol. & Geogr. Surv. Terr. vi. no. 2, Washington, Sept. 19, 1881 (description of skeleton, &c.).

† Cf. Wood-Mason, J. A. S. Beng. (2) xliii. pt. 2, p. 254.

Genus **CACCABIS.**

Kaup, Natürl. Syst. p. 183 (1829).

Caccabis rufa.*Tetrao rufus*, Linnaeus, Syst. Nat. i. p. 276 (1766).*Caccabis rufa* (L.), Dresser, Birds Eur. vii. p. 103, pl. 471, fig. 1 (1875).

THE RED-LEGGED PARTRIDGE.

Hab. Eastern and Southern Europe.

2022. Skeleton. O. C. 1420.

*South Collection.***Caccabis saxatilis.***Perdix saxatilis*, Meyer, Vög. Deutschl. pl. viii. (1805).*Caccabis saxatilis* (Meyer), Dresser, Birds Eur. vii. p. 93, pl. 470 (1875).

THE GREEK PARTRIDGE.

Hab. Southern Europe.2023. Sternum, with right coracoid, scapula, and furcula. S. S. 1005. *Purchased.*Genus **AMMOPERDIX.**

Gould, B. Asia, vii. pl. i. (1851).

Ammoperdix bonhami.*Caccabis bonhami*, Gray, Ann. Nat. Hist. 1843, p. 372.*Ammoperdix bonhami* (Gray), Hume & Marshall, Game Birds of India, ii. p. 45, pl. 6 (1879).

THE SEE-SEE PARTRIDGE.

Hab. India.

2024. Sternum, with shoulder-girdle.

From the Zoological Society.

Genus **FRANCOLINUS.**

Stephens, Gen. Zool. xi. pt. 2, p. 316 (1819).

Francolinus sinensis.*Tetrao chinensis*, Osbeck, Voy. China, ii. p. 326 (1771).*Francolinus chinensis* (Osb.), Oates, Birds Brit. Burma. ii. p. 323 (1883).

THE CHINESE FRANCOLIN.

Hab. Burmese countries to Southern China, Siam, and Cochin China.2025-2027. Skeletons of males. From Ningpo, China. O. C.
1420 I, K, L. *Presented by Consul Swinhoe, F.R.S.***Francolinus pictus.***Perdix picta*, Jardine & Selby, Illustr. Orn. i. pl. 50 (c. 1832).*Francolinus pictus* (J. & S.), Oates, ed. Hume's Nests and Eggs
Ind. B. iii. p. 430 (1890).

THE PAINTED FRANCOLIN.

Hab. India.2028. Sternum of male, with right coracoid, scapula, and furcula. S. S. 1894. *Presented by Dr. Anderson, F.R.S.***Francolinus clamator.***Perdix clamator*, Temminck, Pigeons et Gall. iii. p. 298 (1815).*Francolinus clamator* (Temm.), Sharpe, ed. Layard's B. S. Afr.
p. 591 (1884).

THE NOISY FRANCOLIN.

Hab. South Africa.2029. Sternum, with right coracoid, scapula, and furcula. S. S.
1003. *Purchased.*

Genus **COTURNIX.**

Bonnaterre, Tabl. Encycl. Méthod. i. p. 216 (1790).

Coturnix coturnix.

Tetrao coturnix, Linnæus, Syst. Nat. i. p. 278 (1766).

Coturnix communis, Bonn. ; Dresser, Birds Eur. vii. p. 143, pl. 276 (1878); B. O. U. List Brit. B. p. 143 (1883).

THE COMMON QUAIL.

Hab. Throughout Europe, Asia, and Africa.

2020. Skeleton. O. C. 1420 G. *Purchased.*
2031. Skeleton (*C. japonica*). From Chefoo. O. C. 1420 H.
Presented by Consul Swinhoe, F.R.S.
2032. Natural skeleton. O. C. 1420 G.
- 2033, 2034. Skulls. O. C. 1420 G a, 1420 G b.
Presented by Mr. J. Marle.

Genus **PERDICULA.**

Hodgson, Bengal Sporting Magazine, ix. p. 344 (1837).

Perdicula asiatica.

Perdix asiatica, Latham, Ind. Orn. ii. p. 649 (1790).

Perdicula asiatica (Lath.), Oates, ed. Hume's Nests and Eggs Ind. B. iii. p. 440 (1890).

THE JUNGLE BUSH-QUAIL.

Hab. India.

2035. Sternum of male, with shoulder-girdle. S. S. 2042.
From the Zoological Society.

Genus **EXCALFACTORIA.**

Bonaparte, Comptes Rendus, xlii. p. 881 (1856).

Excalfactoria australis.*Excalfactoria australis*, Gould, Handb. B. Austr. ii. p. 197 (1865).

THE LEAST SWAMP-QUAIL.

Hab. Australia.2036. Sternum, with shoulder-girdle. From Palmer, N. S. Wales (*E. P. Ramsay*). S. S. 933.*Presented by P. L. Selater, Esq., F.R.S.*Genus **ORTYX.**

Stephens, Gen. Zool. xi. p. 376 (1819).

Ortyx virginianus *.*Tetrao virginianus*, Linnæus, Syst. Nat. i. p. 277 (1766).*Ortyx virginianus* (L.), Baird, Brewer, and Ridgway, N. Am. B. iii. p. 468 (1874).

THE VIRGINIAN QUAIL.

Hab. North America.

2037. Sternum, with shoulder-girdle. S. S. 1279.

*Presented by the Smithsonian Institution.*Genus **EUPSYCHORTYX.**

Gould, Monogr. Odontoph. p. 15, pl. 10 (1844).

Euppsychortyx cristata.*Tetrao cristatus*, Linnæus, Syst. Nat. i. p. 277 (1766).*Euppsychortyx cristata* (L.), Gould, Monogr. Odontophorinæ, pl. 9 (1850).

THE CRESTED PARTRIDGE.

Hab. Mexico.2038. Sternum, with shoulder-girdle. S. S. 1006. *Purchased.** *Cf.* Shufeldt, Bull. U.S. Geol. & Geogr. Surv. Terr. vi. no. 2 Washington, Sept. 21, 1881 ("Description of Skeletons of North-American *Perdicidæ*").

Family NUMIDIDÆ.

Genus **NUMIDA** *.

Linnaeus, Syst. Nat. i. p. 273 (1766).

Numida meleagris.

Numida meleagris, Linnaeus, *t. c.* p. 273; Elliot, Monogr. Phas. ii. pl. 39 (1882).

THE COMMON GUINEA-FOWL.

Hab. West Africa.

2039. Skeleton. O. C. 1409. *South Collection.*

2040. Bones of trunk with cervical vertebræ. O. C. 1411.
Presented by Sir Joseph Banks, F.R.S.

Numida cristata.

Numida cristata, Pallas, Spic. Zool. vol. i. fasc. iv. tab. ii. p. 15 (1767); Elliot, Monogr. Phas. ii. pl. 45 (1882).

THE CRESTED GUINEA-FOWL.

Hab. West Africa.

2041. Sternum of male, with shoulder-girdle, and trachea *in situ*.
S. S. 1246. *Presented by P. L. Sclater, Esq., F.R.S.*

Genus **MELEAGRIS** †.

Linnaeus, Syst. Nat. i. p. 268 (1766).

Meleagris gallopavo.

Meleagris gallopavo, Linnaeus, Syst. Nat. i. p. 268 (1766); Elliot, Monogr. Phas. i. pl. 31 (1882).

THE COMMON TURKEY.

Hab. N. America to Mexico.

* *Cf.* Meyer, Abbild. Vogel-Skel. i. pl. xcix. (*N. mitrata*).

† *Cf.* Shufeldt, Journ. Comp. Med. 1887.

2042. Skeleton (imperfect). O. C. 1407 A. *Hunterian.*
2043. Skeleton. O. C. 1406. *South Collection.*
2044. Skeleton. O. C. 1406 A. *Purchased.*
2045. Skull. O. C. 1407 F. *Presented by Mr. W. Ebbs.*
2046. Skull. *Purchased.*
2047. Skull of young bird. O. C. 1407 D. *Purchased.*
2048. Cranium (imperfect). O. C. 1408. *Hunterian.*
2049. Sternum of male, with shoulder-girdle. S. S. 2164.
From the Zoological Society.
2050. Sternum of young bird, with shoulder-girdle (the bones
separately articulated). O. C. 1407 C. *Purchased.*
2051. Sternum of female "Hybrid American Turkey."
From the Zoological Society.
2052. Ossified tendons of "Wild American Turkey," lying by
the side of the right tarso-metatarsal bone. O. C. 1407 E.
Presented by Dr. Darling.

Family CRACIDÆ*.

[*Cf.* Seebohm, *Classif. B.* p. 42.]

- A. Nasals holorhinal.
- B. Inner notch of sternum less than half the length of the whole sternum.
- C. Hallux on the same level as the other toes, and its basal phalanx as long as that of the third toe.
- D. Oil-gland tufted.

* = Suborder *Craccs.* Sharpe, *Review*, p. 68.

Genus **CRA**X.

Linnaeus, Syst. Nat. i. p. 269 (1766).

Crax carunculata.

Crax carunculata, Temminck, Pigeons et Gall. iii. p. 44, t. 4.
fig. 3 (1815); *Sci. & Salv. Nomencl. Av. Neotr.* p. 135 (1873).

YARRELL'S CURASSOW.

Hab. Brazil.

2053. Sternum of male, with right coracoid and scapula. S. S.
1002. *Purchased.*

Crax alector.

Crax alector, Linnaeus, Syst. Nat. i. p. 269 (1766); *Sci. & Salv.*
Nomencl. Av. Neotr. p. 135 (1873).

THE CRESTED CURASSOW.

Hab. Guiana.

2054. Skeleton. O. C. 1399. *South Collection.*
2055. Skeleton. O. C. 1399 A. *From the Zoological Society.*
2056. Dried head. O. C. 1400.
Presented by W. Bullock, Esq.
2057. Sternum of male, with shoulder-girdle. O. C. 1399 B.
From the Zoological Society.

Genus **PENELOPE.**

Merrem, *Av. rar. Icones et Deser.* p. 39 (1786).

Penelope superciliaris.

Penelope superciliaris, Temminck, Pigeons et Gall. iii. p. 72
(1815); *Sci. & Salv. Nomencl. Av. Neotr.* p. 136 (1873).

THE WHITE-EYEBROWED GUAN.

Hab. Brazil.

2058. Sternum of female, with shoulder-girdle. S. S. 2516.
From the Zoological Society.

Penelope greeyi.

Penelope greeyi, Gray, Proc. Zool. Soc. 1866, p. 206, pl. 22; *Sci. & Salv. Nomencl. Av. Neotr.* p. 136 (1873).

GREEY'S GUAN.

Hab. Colombia.

2059. Sternum of male, with right coracoid, scapula, and furcula. S. S. 1300. *From the Zoological Society.*

Penelope pileata.

Penelope pileata, Wagler, Isis, 1830, p. 1110; *Sci. & Salv. Nomencl. Av. Neotr.* p. 136 (1873).

THE RED-BREASTED GUAN.

Hab. Northern South America.

2060. Sternum of female, with right coracoid, scapula, and furcula. S. S. 1553. *From the Zoological Society.*

Penelope marail.

Penelope marail, Gmelin, Syst. Nat. p. 734 (1788); *Sci. & Salv. Nomencl. Av. Neotr.* p. 136 (1873).

THE MARAIL GUAN.

Hab. Guiana.

2061. Sternum. O. C. 1403. *Hunterian.*

Penelope cristata.

Meleagris cristata, Linnaeus, Syst. Nat. i. p. 269 (1766).

Penelope cristata (L.), *Sci. & Salv. Nomencl. Av. Neotr.* p. 136 (1873).

THE RUFIOUS-VENTED GUAN.

Hab. Guiana, Colombia, Panama, and Costa Rica.

2062. Skeleton. O. C. 1402. *South Collection.*
2063. Sternum of male, with right coracoid and scapula. S. S. 2150. *From the Zoological Society.*

Genus **PIPILE.**

Bonaparte, Comptes Rendus, xlii. p. 875 (1856).

Pipile cumanensis.

Crax cumanensis, Jacquin, Beytr. p. 25, tab. 19.

Pipile cumanensis (Jacq.), Sel. & Salv. Nomencl. Av. Neotr. p. 136 (1873).

THE PIPING GUAN.

Hab. Northern South America.

2064. Sternum of male, with shoulder-girdle. S. S. 2435.

From the Zoological Society.

Genus **MITUA.**

Lesson, Traité d'Orn. p. 485 (1831).

Mitua tuberosa.

Crax tuberosa, Spix, Av. Spec. Nov. ii. p. 72, pl. lxxvii a. (1825).

Mitua tuberosa (Spix), Sel. & Salv. Nomencl. Av. Neotr. p. 135 (1873).

THE RAZOR-BILLED CURASSOW.

Hab. Guiana, Upper Amazons, and Peru.

2065. Skull of male. O. C. 1400 A.

Presented by the Zoological Society.

Genus **PAUXI.**

Temminck, Pigeons et Gallin. iii. p. 683 (1815).

Pauxi galeata.

Crax galeata, Latham, Ind. Orn. ii. p. 624 (1790).

Pauxi galeata (Lath.), Sel. & Salv. Nomencl. Av. Neotr. p. 135 (1873).

THE HELMETED CURASSOW.

Hab. Guiana and Venezuela.

2066. Skeleton. O. C. 1401.

Purchased.

Genus **ORTALIS** *.

Merrem, Av. rar. Icones et Deser. ii. p. 40 (1786).

Ortalis motmot.

Phasianus motmot, Linnaeus, Syst. Nat. i. p. 271 (1766).

Ortalida motmot (L.), Sel. & Salv. Nomencl. Av. Neotr. p. 136 (1873).

THE LITTLE GUAN.

Hab. Guiana.

2067. Sternum of female, with shoulder-girdle. S. S. 2050.

From the Zoological Society.

Genus **OREOPHISIS**.

Gray, Gen. B. iii. p. 485 (1844).

Oreophasis derbyanus.

Oreophasis derbyanus, Gray, Gen. B. iii. p. 485, pl. 121 (1844);
Sel. & Salv. Nomencl. Av. Neotr. p. 137 (1873).

LORD DERBY'S MOUNTAIN CURASSOW.

Hab. Guatemala.

2068. Skeleton: mounted. From Guatemala. O. C. 1401 A.

Presented by Osbert Salvin, Esq., F.R.S.

2069. Sternum, with right coracoid, scapula, and furcula. Volcan de Fuego, Guatemala. S. S. 1001. *Purchased.*

* Often miscalled *Ortalida*. Cf. H. T. Wharton, Ibis, 1879, p. 450.

Family MEGAPODIIDÆ *.

[*Cf.* Seebohm, *Classif. B.* p. 42.]

- A. Nasals holorrhinal.
- B. Sternum more than twice the length of its inner notch.
- C. Hallux on the same level as the other toes, and its basal phalanx as long as that of the third toe.
- D. Oil-gland nude.

Genus **TALEGALLUS.**Lesson, *Zool. Voy. Coquille*, i. p. 715, pl. xxxviii. (1826).**Talegallus lathamii.***Alectura lathamii*, Gray, *Zool. Misc.* p. 4 (1831).*Talegallus lathamii* (Gray), Gould, *Handb. B. Austr.* ii. p. 150 (1865).

THE WATTLED BRUSH-TURKEY.

Hab. Australia.

- 2070. Skeleton. O. C., A. 1399 c. *Gould Collection.*
- 2071. Skeleton (imperfect). O. C., A. 1399 d. *Gould Collection.*
- 2072. Sternum of male, with shoulder-girdle. From Richmond River, N. S. Wales (*E. P. Ramsay*). S. S. 1348. *Presented by P. L. Sclater, Esq., F.R.S.*

Genus **MEGACEPHALUM** †.Gray, *Gen. B.* iii. p. 489, pl. 123 (1846).

* = Suborder *Megapodii*, Sharpe, *Review*, p. 68. *Cf.* Oustalet, *Bibl. Haut. Études*, xxii. Art. 2, 1881, pls. 1, 2 (skeleton of *Megacephalon maleo*), pl. 3 (skeleton of *Megapodius duperreyi*).

† This name is generally credited to Temminck, but does not appear to have been published by him.

Megacephalum maleo.

Macrocephalon maleo, S. Müller, Arch. f. Naturg. 1846, p. 116.

Megacephalon maleo (Temm.), Oustalet, Bibl. Haut. Etudes, xxii.
Art. 2, p. 2 (1881); Garrod, Proc. Zool. Soc. 1878, pp. 629-
631.

THE CELEBEAN BRUSH-TURKEY.

Hab. Celebes.

2073. Skeleton. O. C., A. 1399 E. *From the Zoological Society.*

Genus **LIPOA.**

Gould, Proc. Zool. Soc. 1840, p. 126.

Lipoa ocellata.

Lipoa ocellata, Gould, Proc. Zool. Soc. 1840, p. 126; id. Handb.
Austr. B. ii. p. 155 (1865).

THE OCELLATED BRUSH-TURKEY.

Hab. Australia.

2074. Sternum, with right coracoid and scapula. S. S. 1307.
From the Zoological Society.

Genus **MEGAPODIUS.**

Quoy et Gaimard, Voy. 'Uranie' et 'Phys.,' Zool. p. 124,
pl. xxxii. (1824).

Megapodius tumulus.

Megapodius tumulus, Gould, Proc. Zool. Soc. 1842, p. 20; id.
Handb. B. Austr. ii. p. 167 (1865).

THE AUSTRALIAN MEGAPODE.

Hab. Australia.

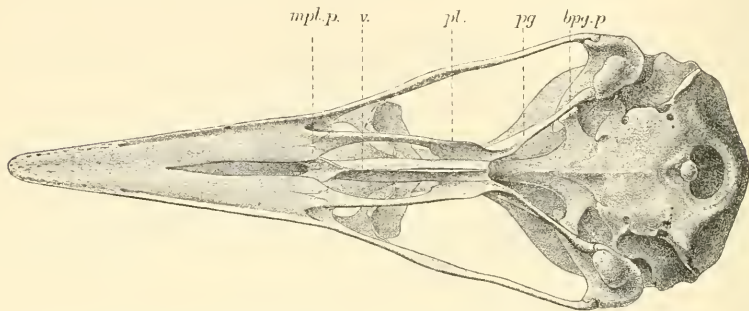
2075. Sternum, with right coracoid, scapula, and furcula. From
Port Denison (*E. P. Ramsay*). S. S. 1347.
Presented by P. L. Sclater, Esq., F.R.S.

Suborder X. *CRYPTURI**.

[*Cf.* Parker, Trans. Z. S. v. pt. 3, pp. 149–211 ; Stejneger, Standard Nat. Hist., Birds, p. 52 ; Seebohm, Classif. B. p. 43 (1890).]

- A. Keel of the sternum well developed, the cartilage which connects the ilium with the ischium behind the acetabulum not ossified.

Fig. 49.



Ventral view of cranium of *Rhynchotus rufescens*. (Letters as before.)

- B. Vomer coalesced with the maxillo-palatines in front and with the pterygoids and palatines behind.
 C. Feather-tracts well differentiated from the bare tracts, both on the upper and under parts.

Genus **RHYNCHOTUS**.

Spix, Av. Spec. Nov. Brasil. ii. p. 60, pl. 76 e (1825).

Rhynchotus rufescens.

Tinamus rufescens, Temminck, Fig. et Gall. iii. p. 552 (1815).

Rhynchotus rufescens, Sel. & Huds. Argent. Orn. ii. p. 209 (1889).

THE GREAT TINAMOU.

Hab. South Brazil, Paraguay, and Argentina.

* *Crypturiformes*, Sharpe, Review, p. 68. For *Nothura major*, *cf.* Alix, J. Zool. iii. pp. 167, 252 ; Lucas, Pr. U. S. Nat. Mus. 1887, p. 157.

2076. Skeleton. O. C., A. 1399 B. Several of the bones mounted in the Separate Series. *Purchased.*
2077. Skeleton of individual bred in the Zoological Gardens, one year old. *From the Zoological Society.*
2078. Sternum of young, with shoulder-girdle. S. S. 1922. *Purchased.*

Genus **TINAMUS.**

Latham, Ind. Orn. ii. p. 633 (1790).

Tinamus solitarius.

Cryptura solitarius, Vieillot, N. Dict. d'Hist. Nat. xxxiv. p. 105 (1819).

Tinamus solitarius (V.), Sel. & Salv. Nomencl. Av. Neotrop. p. 152 (1873).

THE PARAGUAYAN TINAMOU.

Hab. Brazil and Paraguay.

2079. Skeleton. O. C., A. 1399 BA. *From the Zoological Society.*

Subclass *STRUTHIONIFORMES.*

[*Cf.* Seebohm, Classif. B. p. 44.]

- A. Keel of sternum obsolete.
- B. Basipterygoid processes very large, and placed on the basi-sphenoid rather than on its rostrum.
- C. Oil-gland absent.
- D. Plumage of neck continuous.

Order I. APTERYGES*.

[*Cf.* Seebohm, *Classif. B.* p. 45.]

- A. Keel of sternum obsolete.
- B. Basipterygoid processes present.
- C. Hallux present.
- D. Cervical vertebræ not more than 16 in number.

Genus **APTERYX.**Shaw, *Nat. Misc.* xxiv. pl. 1057 (1813).**Apteryx australis.**

Apteryx australis, Shaw, *Nat. Misc.* xxiv. pl. 1057 (1813);
Gould, *Handb. B. Austr.* ii. p. 568 (1865); Buller, *B. New
Zeal.* p. 365 (1873).

THE SOUTH-ISLAND KIWI.

Hab. New Zealand.

2080. Natural skeleton. *Presented by Mr. J. Abrahams.*
2081. Skeleton. O. C. 1355.
Presented by the Rev. W. Cotton.
2082. Sternum. S. S. 1766.

Apteryx oweni.

Apteryx oweni, Gould, *P. Z. S.* 1847, p. 94: *id.* *Handb. B. Austr.*
ii. p. 573 (1865); Buller, *B. New Zeal.* p. 368, pl. (1873);
Meyer, *Abbild. Vogel-Skel.* i. pl. liv.

THE LITTLE GREY KIWI.

Hab. South Island, New Zealand.

2083. Skeleton. O. C. 1355 E.
Presented by Dr. George Bennett.

* = Order *Apterygiformes*, Sharpe, *Review*, p. 67.

2084. Skeleton. O. C. 1355 F.

Presented by Sir Julius von Haast.

2085. Skull of above specimen, the cranium mounted in the Separate Series. *Presented by Sir Julius von Haast.*

Apteryx, sp.

2086. Various bones. Subfossil.

2087. Bones of trunk. O. C. 1355 c.

2038. Bones of trunk of young bird. O. C. 1355 D.

Order II. RATITÆ.

[*Cf.* Seebohm, *Classif. B.* p. 46.]

- A. Keel of sternum obsolete.
- B. Basipterygoid processes very large and placed on the basisphenoid rather than on its rostrum.
- C. Hallux generally absent.

Suborder I. *RHEÆ* *.

[*Cf.* Seebohm, *Classif. B.* p. 47.]

- A. Keel of sternum obsolete.
- B. Length of humerus more than the combined length of six dorsal vertebræ.
- C. Hallux absent ; second, third, and fourth digits present and directed forwards.
- D. Basipterygoid processes present, and articulating with the pterygoids as near the quadrates as possible.

* = *Rheiformes*, Sharpe, *Review*, p. 67.

Genus **RHEA** *.

Brisson, Ornith. v. p. 8 (1760).

Rhea americana.*Rhea americana*, Latham, Ind. Orn. ii. p. 665 (1790); Sel. & Huds. Argent. Orn. ii. p. 216 (1889).

THE COMMON RHEA.

Hab. Pampas of S. America north of Rio Negro, Patagonia.

2089. Skeleton. O. C. 1361. *South Collection.*
2090. Skeleton of a young female. O. C. 1361 E.
2091. Skeleton of young. O. C. 1361 c.
Presented by R. F. Gore, Esq.
2092. Anchylosed parts of cranium of a nearly full-grown bird.
O. C. 1363. *Presented by Sir Richard Owen, F.R.S.*
2093. Various bones. From Mendoza. O. C. 1361 A. [Many
of the bones exhibited in the Separate Series.]
Stores, 1868.
2094. Cranium of above specimen. S. S. 2056. *Stores.*
2095. Cervical vertebræ of spec. 2093. S. S. 1053. *Stores.*
2096. Dorsal vertebræ of spec. 2093. S. S. 1054. *Stores.*
2097. Caudal vertebræ of spec. 2093. S. S. 1055. *Stores.*
2098. Sternum of spec. 2093, with right coracoid and scapula.
S. S. 1056.
2099. Sternum, with shoulder-girdle. O. C. 1361 B.
Presented by Dr. J. Anderson, F.R.S.
2100. Right humerus of spec. 2093. S. S. 1058. *Stores.*
2101. Right radius of spec. 2093. S. S. 1059. *Stores.*
2102. Right ulna of spec. 2093. S. S. 1060. *Stores.*

* Cf. Cumingham, P. Z. S. 1871, p. 105.

2103. Left manus of spec. 2093. S. S. 1061. *Stores.*
2104. Pelvis of spec. 2093. S. S. 1057. *Stores.*
2105. Right femur of spec. 2093. S. S. 1061. *Stores.*
2106. Right tibia and fibula of spec. 2093. S. S. 1062, 1062 A. *Stores.*
2107. Right pes of spec. 2093. S. S. 1063. *Stores.*
2108. Femur, tibiæ, fibulæ, tarso-metatarsals, right and left manus (not quite perfect). O. C. 1361 c, 1361 d. *Stores, 1868.*

Rhea darwini.

Rhea darwini, Gould, Voy. Beagle, ii. p. 123, pl. 48.

DARWIN'S RHEA.

Hab. Patagonia.

2103. Skeleton of a young female. O. C. 1361 f. *From the Zoological Society.*

Suborder II. *STRUTHIONES* *.

[*Cf.* Seebohm, *Classif. B.* I. 49.]

- A. Keel of sternum obsolete.
- B. Second digit lost.
- C. Length of humerus more than the combined length of six dorsal vertebræ.
- D. Cervical vertebræ more than 19 in number.

* [= *Struthioniformes*, Sharpe, *Review*, p. 67.] *Cf.* Mivart, *Trans. Zool. Soc.* viii. pp. 385-452; Woodward, *Geol. Mag.* 1885, p. 308; Parker, *Phil. Trans.* vol. 156. pp. 113-183, pls. 7-15 (1866).

Genus **STRUTHIO.**

Brisson, Orn. v. p. 3 (1763).

Struthio camelus.

Struthio camelus, Linnæus, Syst. Nat. i. p. 265 (1766); Finsch & Hartlaub, Vög. Ostafri. p. 597 (1870).

THE OSTRICH.

Hab. Africa.

2110. Skeleton. [Skull mounted in Separate Series.] O. C. 1362 c. *Stores.*
2111. Skeleton : mounted. O. C. 1362. *Hunterian.*
2112. Skeleton. O. C. 1362 A. *Stores.*
2113. Skeleton. O. C. 1362 B. *Stores.*
2114. Skull (longitudinally bisected). O. C. 1365 B. [Half of the skull and most of the bones in the Separate Series.] *Stores.*
2115. Skull, with the bones separately articulated. O. C. 1364. *Purchased.*
2116. Skull of young bird. O. C. 1365. *Hunterian.*
2117. Skull (injured). O. C. 1365 A.
2118. Skull, disarticulated.
2119. Cranium, mounted to show palatine bones. S. S. 2055. *Stores.*
2120. Vertebral column and pelvis of a quite young bird. O. C. 1366 A.
2121. Cervical vertebra, longitudinally bisected. O. C. 1103. *Hunterian.*
2122. Two cervical vertebræ of a young bird, one longitudinally bisected. O. C. 1104.
Presented by Professor Owen, F.R.S.
2123. Two cervical vertebræ. O. C. 1368. *Hunterian.*

2124. Dorsal vertebræ, longitudinally bisected. O. C. 1105.
Hunterian.
2125. Fourth to the eighth dorsal vertebræ. O. C. 1375-1377.
Hunterian.
2126. Sternum, with sterno-costal bones on left side. O. C.
1369. *Hunterian.*
2127. Sternum of young individual, with sterno-costal bones
and shoulder-girdle. O. C. 1369 A.
2128. Sternum and shoulder-girdle of an old individual. O. C.
1372 c.
2129. Sternum of young bird. O. C. 1369 B.
2130. Sternum, with right coracoid and scapula. S. S. 1320.
Purchased.
2131. Two ossified moieties of the sternum of a young bird.
O. C. 1369 c.
2132. Shoulder-girdle. O. C. 1372. *Hunterian.*
2133. Shoulder-girdle of a young bird, showing the division
between the coracoid and the scapula. O. C. 1372 A.
Stores, 1868.
2134. Shoulder-girdle of an old bird, with completely ossified
scapula. O. C. 1372 B. *Stores, 1868.*
2135. Rib-bones. O. C. 1378-1384. *Hunterian.*
2136. Third and sixth sterno-costal bones, right side. O. C.
1370, 1371. *Hunterian.*
2137. Bones of wings of a young bird. O. C. 1367. *Hunterian.*
2138. Right humerus of spec. 2114. S. S. 1321. *Stores.*
2139. Left humerus, longitudinally bisected. O. C. 1373.
Hunterian.
2140. Left ulna. O. C. 1374. *Hunterian.*
2141. Right ulna of spec. 2114. S. S. 1322. *Stores.*

Struthio camelus.

2142. Right radius of spec. 2114. S. S. 1323. *Stores.*
2143. Thorax and pelvis of a young bird. O. C. 1366.
Hunterian.
2144. Pelvis of spec. 2114. S. S. 1319. *Stores.*
2145. Sacral and caudal vertebræ of young bird. O. C. 1385.
Presented by Sir Richard Owen, F.R.S.
2146. Iliac bones of young bird. O. C. 1386.
Presented by Sir Richard Owen, F.R.S.
2147. Various bones of the legs of adult and young Ostriches,
some of them longitudinally bisected. O. C. 1391-1398.
Hunterian.
2148. Right femora. O. C. 1389, 1390. *Hunterian.*
2149. Right femur of spec. 2114. S. S. 1324. *Stores.*
2150. Right tibia of spec. 2114. S. S. 1325. *Stores.*
2151. Right tibula of spec. 2114. S. S. 1326. *Stores.*
2152. Tibia and metatarsus, longitudinally bisected. O. C. 1113,
1114. *Hunterian.*
2153. Metatarsus of young bird. O. C. 1115.
Presented by Professor Owen, F.R.S.
2154. Right pes of spec. 2114. S. S. 1327. *Stores.*
2155. Bones of right leg of a young Ostrich : mounted. S. S.
2053. *Stores.*
2156. Tibia, fibula, and pes of a young Ostrich. S. S. 2054.
Stores.

Suborder III. *ÆPYORNITHIFORMES*.[*Cf.* Lydekker, *Cat. Fossil Birds Brit. Mus.* p. 212.]Family *ÆPYORNITHIDÆ*.Genus *ÆPYORNIS*.Isidore Geoffroy St.-Hilaire, *Ann. Sci. Nat.* (3) xiv. p. 209 (1850).*Æpyornis maximus*.*Æpyornis maximus*, Isidore Geoffroy St.-Hilaire, *ut supra* ;
Lydekker, *Cat. Fossil Birds Brit. Mus.* p. 213 (1891).THE *ÆPYORNIS*.*Hab.* Madagascar.

2157. Cast of left femur. (From the original in the Paris Museum.) *Presented by the Paris Museum.*
2158. Cast of left tibio-tarsus. (From the original in the Paris Museum.) *Presented by the Paris Museum.*
2159. Cast of distal end of right tarso-metatarsus. (From the original in the Paris Museum.) *Presented by the Paris Museum.*
2160. Cast of distal end of left tarso-metatarsus. (From the original in the Paris Museum.) *Presented by the Paris Museum.*

Suborder IV. *DINORNITHES*.Family *DINORNITHIDÆ* *.Genus *DINORNIS* †.Owen, *Trans. Zool. Soc.* iii. p. 235 (1844).* *Cf.* Owen's Memoirs in the 'Transactions' of the Zoological Society, vols. iii. xii.; Lydekker, *Cat. Fossil Birds Brit. Mus.* pp. 222-356.† *Cf.* Lydekker, *ibid.* p. 222 (1891).

Dinornis nova-zealandiæ *.

Dinornis novæ-zealandiæ, Owen, Proc. Zool. Soc. 1843, p. 8.

Dinornis giganteus, Owen, Trans. Zool. Soc. iii. pl. xxvii. fig. 1 (1844).

Dinornis ingens, Owen, Trans. Zool. Soc. iii. p. 247 (1844).

THE MOA.

Hab. North Island, New Zealand; but apparently represented by a rather smaller race in the northern part of the South Island (*Lydekker, t. c.*).

2161. Skeleton : mounted.

2162. Cranium. *No history.*

2163. Two cervical vertebræ. *No history.*

2164. Two dorsal vertebræ. *No history.*

2165. Five dorsal vertebræ. From Poverty Bay, North Island, New Zealand. [Not recorded in 'Catalogue of Fossil Mammalia and Aves.']

Presented by Dean Buckland, F.R.S.

2166. Pelvis and sacrum. From Poverty Bay. [Numbered 1558 A of Fossil Catalogue, but not recorded therein.†]

Presented by Dean Buckland, F.R.S.

2167. Right femur. From Poverty Bay. F. C. 1565 A. [No. 18592 of Lydekker's Cat. Fossil Birds Brit. Mus.]

Presented by Dean Buckland, F.R.S.

2168. Right femur. From Opito, near Mercury Bay, East Coast of North Island. Found a few feet below the surface, close to an ancient cooking-place, with smaller bones of birds and fishes.

* Cf. Lydekker, Cat. Fossil Birds Brit. Mus. p. 224 (1891).

† It is to be noted that more than one of the original types of *Dinornithidæ*, described in the old 'Catalogue of Fossil Mammalia and Aves,' are no longer to be found in the Museum of the College, though casts of them exist in the British Museum, to which they were presented by the Council of the Royal College of Surgeons. [Cf. Lydekker, *t. c.* pp. 225, 227.] Possibly the substitution of "right" and "left" in the figures may have occasioned some confusion in the identification of some of the specimens.

2169. Right femur. North Island.
Presented by the Rev. W. Cotton.
2170. Left tibio-tarsus of female. From Poverty Bay. F. C. 1566. One of the types of *D. giganteus*. (*Cf.* Lydekker, *Cat. Fossil Birds Brit. Mus.* p. 225.)
2171. Right tibio-tarsus of male. From Poverty Bay. Not in Catalogue of Fossils.
Presented by Dean Buckland, F.R.S.
2172. Right tibio-tarsus of male. Marked "*D. ingens*."
No history.
2173. Left tarso-metatarsus of female.
Presented by J. Ruthven, Esq.
2174. Right tarso-metatarsus of male. Marked "*D. giganteus*,
fœm.?"
No history.

Dinornis maximus.

Dinornis robustus, Owen, pt.

Dinornis giganteus, Owen, pt.

Dinornis maximus, Owen, *Trans. Zool. Soc.* vi. p. 497 (1868);

Lydekker, *Cat. Fossil Birds Brit. Mus.* p. 229 (1891).

THE SOUTH ISLAND MOA.

Hab. South Island, New Zealand.

2175. Imperfect cranium. *No history.*
2176. Fragments of bill. *No history.*
2177. Left femur. From Middle Island.
Presented by Mr. Sartor.
2178. Left tibio-tarsus of female.
Presented by the Rev. R. Taylor.
2179. Right tibio-tarsus of female. *No history.*
2180. Left tibia of female (imperfect).
Presented by W. D. Napier, Esq.
2181. Right tibia of female (imperfect). *No history.*

Dinornis maximus.

2182. Left tibio-tarsus of female (imperfect). From Middle Island. *Presented by Mr. Shortland.*
2183. Right tibio-tarsus of female (imperfect). *No history.*
2184. Distal end of right tibio-tarsus. *No history.*
2185. Left tibio-tarsus of male. Marked "*D. robustus.*"
No history.
2186. Distal end of right tibio-tarsus of male. Marked "*D. crassus.*"
No history.
2187. Distal end of right tibio-tarsus of male.
Presented by W. D. Napier, Esq.
2188. Distal end of left tibia of young specimen.
2189. Left tarso-metatarsus of supposed female.
2190. Right tarso-metatarsus of supposed male.
2191. Right metatarsus of supposed male.
Presented by J. Ruthven, Esq.
2192. First phalanx of digit. *No history.*
- Dinornis*, sp. (? *D. robustus*, Owen *.)
2193. Right tibio-tarsus. Marked "*D. ingens.*" *No history.*
2194. Left tibio-tarsus. *Presented by W. D. Napier, Esq.*
2195. Left tibio-tarsus. *Presented by W. D. Napier, Esq.*
2196. Upper end of left tibio-tarsus of young bird.
Presented by W. D. Napier, Esq.
2197. Upper end of left tibio-tarsus of adult. Marked "*D. crassus.*"
No history.
2198. Right tarso-metatarsus. Marked "*D. ingens.*"
No history.
2199. Left tarso-metatarsus. Marked "*D. robustus.*"
Presented by J. Ruthven, Esq.
2200. Left metatarsus of young bird.
Presented by J. Douglas, Esq.

* Cf. Lydekker, Cat. Fossil Birds Brit. Mus. p 239 (1891).

Dinornis struthioides *.

Dinornis (Palapteryx) struthioides, Owen, Trans. Zool. Soc. iii.
p. 244 (1844).

Dinornis novæ zealandiæ, Owen, pt.

Dinornis struthioides, Lydekker, Cat. Fossil Birds Brit. Mus. p. 242
(1891).

THE OSTRICH-LIKE MOA.

Hab. Both islands of New Zealand.

2201. Posterior fragment of skull. F. C. 1552.
2202. Right femur. Marked "*D. ingens*." F. C. 1569.
No history.
2203. Left femur. F. C. 1571. Marked "*D. struthioides*."
No history.
2204. Left femur. Marked "*D. struthioides*."
No history.
2205. Left tibio-tarsus. Marked "*D. dromæoides*."
No history.
2206. Left tibio-tarsus. F. C. 1576 A. Marked "*D. dromæ-*
oides."
No history.
2207. Left tibio-tarsus of immature bird. Marked "*D. ingens,*
young."
No history.
2208. Right tarso-metatarsus. Marked "*D. dromæoides*."
No history.
2209. Right tarso-metatarsus.
No history.
2210. Left tarso-metatarsus. F. C. 1574. Marked "*D. stru-*
thioides."
2211. Left tarso-metatarsus. Marked "*D. struthioides*."
Presented by Sir George Grey.
2212. Left tarso-metatarsus. Marked "*D. dromæoides*."
No history.
2213. Left tarso-metatarsus. Marked "*D. dromæoides*."
No history.

* The specimens here catalogued belong either to *D. struthioides* or *D. gracilis*.

Genus **MEGALAPTERYX.**

Haast, Trans. Zool. Soc. xii. p. 161 (1886).

*Megalapteryx hectori.**Megalapteryx hectori*, Haast, *ut supra*; Lydekker, Cat. Fossil Birds Brit. Mus. p. 252 (1891).

HECTOR'S MOA.

Hab. South Island, New Zealand.

2214. Cast of the bones of the left leg (left femur, left tibio-tarsus, and left tarso-metatarsus).

*Presented by the Christchurch Museum.*Genus **ANOMALOPTERYX** *.

Reichenbach, Nat. Syst. Vög. p. xxx (1852).

Anomalopteryx casuarina †.*Dinornis casuarinus*, Owen, Trans. Zool. Soc. iii. p. 322 (1846).*Anomalopteryx casuarina* (Owen), Lydekker, Cat. Fossil Birds Brit. Mus. p. 257 (1891).

THE CASUARINE MOA.

Hab. Both islands of New Zealand.

2215. Six crania, more or less imperfect, mostly referable to this species. *No history.*
2216. Mandible. *No history.*
2217. Two mandibles and fragments of præmaxilla. *No history.*

* *Cf.* Lydekker, Cat. Fossil Birds Brit. Mus. p. 254 (1891).

† Although there is no doubt that there are a considerable number of species in this genus, the specific determination of isolated bones is almost impossible, the smaller individuals of the larger species merging into the larger ones of the smaller, so far as the dimensions of the bones are concerned.

2218. Right femur.†
Received in exchange from the Christchurch Museum.
2219. Left femur. *No history.*
2220. Two right femora. *Presented by J. Douglas, Esq.*
2221. Left femur. *Presented by J. Douglas, Esq.*
2222. Left femur. *Presented by W. D. Napier, Esq.*
2223. Left femur. Marked "*D. dromæoides.*" *No history.*
2224. Left femur. *No history.*
2225. Left femur. *Presented by J. Douglas, Esq.*
2226. Left femur. From Otago. *Presented by Dr. Forbes.*
2227. Right femur. *No history.*
2228. Right tibio-tarsus.
Received in exchange from the Christchurch Museum.
2229. Right tibio-tarsus. *No history.*
2230. Right tibio-tarsus. *Presented by W. D. Napier, Esq.*
2231. Right tibio-tarsus. *Presented by W. D. Napier, Esq.*
- 2232, 2233. Right tibio-tarsi. *No history.*
2234. Right tibio-tarsus.
Presented by Messrs. Barker and Lingen.
2235. Right tibio-tarsus. *Presented by W. D. Napier, Esq.*
2236. Right tibio-tarsus of immature bird.
Presented by W. D. Napier, Esq.
2237. Left tibio-tarsus.
Received in exchange from the Christchurch Museum.
2238. Left tibio-tarsus. *No history.*
2239. Left tibio-tarsus. *Presented by J. Douglas, Esq.*
2240. Left tibio-tarsus. *No history.*

Anomalopteryx casuarina.

2241. Left tibio-tarsus. *Presented by Messrs. Barker and Lingen.*
2242. Right tarso-metatarsus. *Presented by J. Douglas, Esq.*
2243. Right tarso-metatarsus.
Received in exchange from the Christchurch Museum.
2244. Right tarso-metatarsus. *No history.*
2245. Right tarso-metatarsus. Marked "*D. rheides.*"
Presented by the Rev. W. Cotton.
2246. Right tarso-metatarsus. *Presented by the Rev. J. Taylor.*
2247. Left tarso-metatarsus. *Presented by J. Douglas, Esq.*
2248. Left tarso-metatarsus. *Presented by J. Colenso, Esq.*
2249. Left tarso-metatarsus. (Collected by the Rev. Ouvry.
North.)
Received in exchange from the Christchurch Museum.
2250. Left tarso-metatarsus. Marked "*D. rheides.*"
Presented by the Rev. J. Taylor.
2251. Left tarso-metatarsus. Marked "*D. rheides.*" *No history.*
2252. Left tarso-metatarsus. Marked "*D. rheides.*" *No history.*
2253. Left tarso-metatarsus. From Poverty Bay. F. C. 1588.
Presented by Dean Buckland, F.R.S.

Anomalopteryx dromæoides.

Dinornis dromæoides, Owen, Trans. Zool. Soc. iii. p. 253 (1844).
Anomalopteryx dromæoides, Lydekker, Cat. Fossil Birds Brit.
Mus. p. 266 (1891).

THE EMU-LIKE MOA.

Hab. Both islands of New Zealand.

2254. Left femur. Type specimen. From Poverty Bay, North
Island. F. C. 1575.
Presented by Dean Buckland, F.R.S.

The following specimens approximate to this type :—

- | | | |
|-------|--------------|--|
| 2255. | Right femur. | <i>No history.</i> |
| 2256. | Right femur. | <i>No history.</i> |
| 2257. | Right femur. | <i>No history.</i> |
| 2258. | Right femur. | <i>Presented by Messrs. Barker and Lingen.</i> |
| 2259. | Right femur. | <i>No history.</i> |
| 2260. | Right femur. | <i>No history.</i> |
| 2261. | Right femur. | <i>No history.</i> |
| 2262. | Right femur. | <i>Presented by Sir George Grey.</i> |
| 2263. | Left femur. | <i>No history.</i> |
| 2264. | Left femur. | <i>Presented by the Rev. J. Taylor.</i> |
| 2265. | Left femur. | <i>No history.</i> |

The following specimens of tibio-tarsal bones agree in relative size with the foregoing femora, but some probably belong to *A. didiformis*, if that species be really distinct :—

- | | | |
|-------|--------------------------------------|---|
| 2266. | Right tibio-tarsus. | <i>No history.</i> |
| 2267. | Two right tibio-tarsi. | <i>Received in exchange from the Christchurch Museum.</i> |
| 2268. | Right tibio-tarsus. | <i>No history.</i> |
| 2269. | Right tibio-tarsus. | F. C. 1581. |
| 2270. | Right tibio-tarsus. | <i>No history.</i> |
| 2271. | Right tibio-tarsus. | <i>No history.</i> |
| 2272. | Right tibio-tarsus. | <i>No history.</i> |
| 2273. | Right tibio-tarsus of immature bird. | From Otago.
<i>Presented by H. A. De Latour, Esq.</i> |
| 2274. | Left tibio-tarsus. | <i>No history.</i> |
| 2275. | Left tibio-tarsus. | (Collected by the Rev. Ouvry North.)
<i>Received in exchange from the Christchurch Museum.</i> |

Anomalopteryx dromæoides.

Of the following specimens of the tarso-metatarsus, some probably belong to the next species :—

2276. Right tarso-metatarsus. Marked "*D. didiformis*."
No history.
2277. Right and left tarso-metatarsi. (Collected by the Rev. Ouvry North.)
Received in exchange from the Christchurch Museum.
2278. Three left tarso-metatarsi. Marked "*D. didiformis*."
No history.
2279. Left tarso-metatarsus.
No history.
2280. Left tarso-metatarsus.
Presented by Messrs. Barker and Lingen.
2281. Left tarso-metatarsus. *Presented by H. D. Napier, Esq.*

Anomalopteryx didiformis.

Dinornis didiformis, Owen, Trans. Zool. Soc. iii. p. 242 (1844).

Anomalopteryx didiformis, Lydekker, Cat. Fossil Birds Brit. Mus. p. 275 (1891).

THE DIDINE MOA.

Hab. Both islands of New Zealand.

2282. Skeleton: mounted. F. C. 1588 A.
Presented by Sir Julius von Haast, F.R.S.
2283. Two right femora.
No history.
2284. Right femur. Marked "*D. rheides*."
No history.
2285. Inner half of right femur, longitudinally bisected. F. C. 1579.
No history.
2286. Right femur. *Presented by W. D. Napier, Esq.*
2287. Left femur. F. C. 1578. Marked "*D. didiformis*."
No history.
2288. Three left femora. Marked "*D. rheides*," "*D. didiformis*," "*D. dromæoides*, juv."

2289. Three right tibio-tarsi. *Presented by the Rev. W. Cotton.*
2290. Right tibio-tarsus. *Presented by H. A. Latour, Esq.*
2291. Right and left tibio-tarsi.
Presented by W. D. Napier, Esq.
2292. Four left tibio-tarsi. Marked "*D. curtus*, *D. rheides*, and
D. didiformis." *Presented by W. D. Napier, Esq.*
2293. Left tibio-tarsus. F. C. 1583.
2294. Left tibio-tarsus. Marked "*D. curtus*."
Presented by the Rev. W. Cotton.
2295. Left tibio-tarsus. Marked "*D. didiformis*."
Presented by W. Brodie, Esq.
2296. Left tibio-tarsus of adult and two tibiae of young birds.
Presented by Sir George Grey.
2297. Two tibiae of young birds.
Presented by Sir Julius Von Haast, F.R.S.
2298. Three right and two left tarso-metatarsi. Marked "*D.*
geranoides, *D. curtus*." *No history.*
2299. Two left tarso-metatarsi. *Presented by the Rev. J. Taylor.*
2300. Right tarso-metatarsus: type of species. F. C. 1585.
No history.
2301. Right tarso-metatarsus. *Presented by the Rev. W. Cotton.*
2302. Metatarsus of young bird. Marked "*D. rheides*."
Presented by Sir George Grey.

Anomalopteryx curta.

Dinornis curta, Owen, Trans. Zool. Soc. iii. p. 325 (1846).

Anomalopteryx curta, Lydekker, Cat. Fossil Birds Brit. Mus. p. 281
(1891).

THE DWARF MOA.

Hab. Both islands of New Zealand.

2303. Two right and one left femora. Marked "*D. curtus*."
Presented by the Rev. J. Taylor.

Anomalopteryx curta.

2304. Right femur. F. C. 1577. *No history.*
2305. Left femur. Marked "*D. curtus.*" *No history.*
2306. Left tibio-tarsus. Marked "*D. curtus.*" *No history.*
2307. Two right tarso-metatarsi.
Presented by the Rev. J. Taylor.
2308. Left metatarsus. *Presented by the Rev. J. Taylor.*

Anomalopteryx (?) geranooides.

Pelapteryx geranooides, Owen, Trans. Zool. Soc. iii. p. 346 (1848).
Anomalopteryx (?) geranooides, Lydekker, Cat. Fossil Birds Brit. Mus. p. 288 (1891).

THE CRANE-LIKE MOA.

Hab. Both islands of New Zealand.

2309. Right and left tarso-metatarsi. Marked "*D. didiformis*
and *D. geranooides.*" *No history.*
2310. Left tarso-metatarsus. Marked "*D. didiformis.*"
Presented by the Rev. W. Cotton.

Genus **EMEUS** *.

Reichenbach, Nat. Syst. Vög. p. xxx (1852).

Emeus gravipes.

Dinornis gravis, Owen, pt.
Emeus gravipes, Lydekker, Cat. Fossil Birds Brit. Mus. p. 298
 (1891).

THE HEAVY-FOOTED MOA.

Hab. South Island, New Zealand.

2311. Two left tibio-tarsi. (Collected by the Rev. Ouvry
North.)
Received in exchange from the Christchurch Museum.

* Cf. Lydekker, Cat. Fossil Birds Brit. Mus. p. 297 (1891).

2312. Right tarso-metatarsus. (Collected by the Rev. Ouvry North.)
Received in exchange from the Christchurch Museum.
2313. Right tarso-metatarsus. *Presented by J. Douglas, Esq.*

Emeus crassus.

Dinornis crassus, Owen, Trans. Zool. Soc. iii. p. 325 (1846).
Emeus crassus, Lydekker, Cat. Fossil Birds Brit. Mus. p. 307 (1891).

THE STOUT MOA.

Hab. South Island, New Zealand.

2314. Seventeen vertebræ.
Received in exchange from the Christchurch Museum.
2315. Pelvis.
Received in exchange from the Christchurch Museum.
2316. Right femur. *No history.*
2317. Right and left femora. *Presented by Sir George Grey.*
2318. Right and left femora.
Received in exchange from the Christchurch Museum.
2319. Right femur. *Presented by J. Shortland, Esq.*
2320. Right femur. *Presented by J. Douglas, Esq.*
2321. Right and left tibio-tarsi.
Received in exchange from the Christchurch Museum.
2322. Right tibio-tarsus. *Presented by W. D. Napier, Esq.*
2323. Left tibio-tarsus. "Found in peat swamp." *No history.*
2324. Left tibio-tarsus. Marked "*D. casuarinus*." *No history.*
2325. Tarso-metatarsi, probably of this species. *No history.*
2326. Right tarso-metatarsus. *No history.*
2327. One right and three left tarso-metatarsi.
Presented by J. Douglas, Esq.

Genus **PACHYORNIS.**

Lydekker, Cat. Fossil Birds Brit. Mus. p. 316 (1891).

Pachyornis elephantopus.

Dinornis elephantopus, Owen, Trans. Zool. Soc. iv. p. 149 (1853).

Pachyornis elephantopus, Lydekker, Cat. Fossil Birds Brit. Mus. p. 321 (1891).

THE ELEPHANT-FOOTED MOA.

Hab. South Island, New Zealand.

2328. Pelvis.

Received in exchange from the Christchurch Museum.

2329. Right femur.

No history.

2330. Right femur.

Presented by W. D. Napier, Esq.

2331. Left femora.

Presented by W. D. Napier, Esq.

2332. Left femora.

Presented by H. A. De Latour, Esq.

2333. Left tibia.

Presented by W. D. Napier, Esq.

Pachyornis, sp.

2334. Fragment of cranium.

No history.

2335. Left tibio-tarsus.

Received in exchange from the Christchurch Museum.

2336. Right tibio-tarsus.

Received in exchange from the Christchurch Museum.

2337. Left tarso-metatarsus.

Received in exchange from the Christchurch Museum.

BONES OF A SPECIES OF MOA (undetermined).

2338. Right half of *os innominatum*. F. C. 1559.

2339. Pelvis. F. C. 1561.

2340. Pelvis longitudinally bisected. O. C. 1388.

Presented by Archdeacon Williams.

Suborder V. *CASUARI* *.[*Cf.* Seebohm, *Classif. B.* p. 48.]

- A. Keel of sternum obsolete.
- B. Vomer coalesced with the maxillo-palatines.
- C. Length of humerus less than the combined length of three dorsal vertebrae.
- D. Hallux absent.
- E. Second, third, and fourth digits present and directed forwards.

Family CASUARIIDÆ.

Genus **DROMÆUS**.Vicillot, *Analyse*, p. 54 (1816).**Dromæus novæ-hollandiæ.***Casuarius novæ hollandiæ*, Latham, *Ind. Orn.* ii. p. 665 (1790).*Dromaius novæ-hollandiæ*, Gould, *Handb. B. Austr.* ii. p. 200 (1865).

THE EMU.

Hab. Australia.

- 2341. Skeleton. O. C. 1358. *South Collection.*
- 2342. Skeleton of an individual six weeks old. O. C. 1358 A. *Purchased.*
- 2343. Skeleton. O. C. 1358 A. *Purchased.*
- 2344. Skeleton. O. C. 1358 B. [Many of the bones mounted in the Separate Series.] *Presented by J. Busk, Esq.*
- 2345. Skull, with horny sheath on left side of bill. O. C. 1359. *Presented by Sir Everard Home, Bart., F.R.S.*
- 2346. Skull of a young bird, disarticulated and mounted. O. C. 1354 A. *Presented by P. L. Selater, Esq., F.R.S.*

* = *Casuariiformes*, Sharpe, *Review*, p. 57.

Dromæus novæ-hollandiæ.

2347. Skull of a young bird, disarticulated. O. C. 1360 B.
Presented by P. L. Selater, Esq., F.R.S.
2348. Cranium of a young individual. O. C. 1360.
2349. Bones of an unhatched chick. O. C. 1360 A.
2350. Sternum. O. C. 1358 c. *Stores, 1868.*
2351. Sternum, with right coracoid and scapula. S. S. 1822.
Gould Collection.
2352. Pelvis. O. C. 1358 c a. *Stores.*
2353. Sternum and metatarsus. O. C. 1358 D, 1358 E.
Stores, 1868.
2354. Sacrum and pelvis of young bird, longitudinally bisected.
O. C. 1387. *Presented by Sir Richard Owen, F.R.S.*
2355. Section of upper part of femur. O. C. 1358 F. *Purchased.*
2356. Left foot of young bird. S. S. 2522. *Stores.*
2357. Right and left femora. O. C. 1358 D. *Stores.*
2358. Right and left metatarsi. O. C. 1358 D. *Stores.*
2359. Left foot of young bird. *Stores.*

Genus **CASUARIUS.**

Brisson, Orn. v. p. 10 (1760).

Casuarius bennetti.

Casuarius bennetti, Gould, Proc. Zool. Soc. 1857, p. 269, pl. cxix.;
Salvadori, Orn. Pap. iii. p. 501 (1882).

THE MOORUK.

Hab. New Britain.

2360. Bones of trunk. O. C. 1357 B. *Purchased.*

Casuarius galeatus.

Casuarius galeatus, Vicillot, N. Dict. d'Hist. Nat. v. p. 345,
pl. v. ii. fig. 1 (1816); Salvadori, Orn. Pap. iii. p. 479 (1882).

THE COMMON CASSOWARY.

Hab. Moluccas.

2361. Articulated skeleton : mounted. O. C. 1356. *Purchased.*
2362. Skeleton. [Many of the bones mounted in the Separate Series.] O. C. 1356 D.
2363. Skull. S. S. 661 A. *Purchased.*
2364. Sternum, with right coracoid and scapula. S. S. 650.
Stores.
2365. Sternum and pelvis of young bird. O. C. 1356 A, 1356 A a.
2366. Sternum and pelvis. O. C. 1356 C, 1356 C a.
Stores, 1868.
2367. Foot : mounted. S. S. 660. *Stores.*
2368. Dried foot. *Hunterian.*

Casuarius australis.

Casuarius australis, Wall, Illustrated Sydney Herald, June 3
(1854); Gould, Handb. B. Austr. ii. p. 206 (1865).

THE AUSTRALIAN CASSOWARY.

Hab. Northern Australia.

2369. Skeleton (fibulæ wanting). Queensland (*Mr. Scott*).
O. C. 1357 A. *Presented by P. L. Selater, Esq., F.R.S.*

Family DROMORNITHIDÆ.

Genus **DROMORNIS.**

Owen, Proc. Zool. Soc. 1872, p. 682.

Dromornis australis.

Dromornis australis, Owen, *ut suprà*; Lydekker, Cat. Fossil Birds
Brit. Mus. p. 355 (1891).

THE DROMORNIS.

Hab. Eastern Australia.

2370. Cast of right femur.

Presented by the Australian Museum, Sydney.

APPENDIX.



THE following specimens, Hunterian or Hunterian Substitutes, have been omitted from the body of the present work because the name assigned to them has been found to be incorrect, and the species cannot now be exactly determined, or else the species is a common one and the specimen is in too imperfect or damaged a condition to warrant its incorporation in the general series of skeletons.

2371. Skeleton of a Passerine Bird (probably a species of Bower-Bird). O. C. 1597. *Hunterian Substitute.*
2372. Skeleton of a Passerine Bird (indeterminable). O. C. 1586. *Hunterian Substitute.*

Psittacus, sp.

2373. Skeleton. O. C. 1456. *Hunterian.*

Pteroglossus, sp.

2374. Lower mandible (imperfect). O. C. 1466. *Hunterian.*

Haliaetus, sp.

2375. Skeleton : mounted. O. C. 1624. *Hunterian.*

Pelecanus, sp.

2376. Imperfect skull. O. C. 1170. *Hunterian.*

Nycticorax, sp.

2377. Skull [identified as *Picus martius*. O. C. 1471].
Hunterian.

Mycteria australis (*vide antea*, p. 282).

2378. Skull (imperfect) with horny sheath of mandibles. O. C.
 1310. *Hunterian.*

Larus, sp.

2379. Bones of trunk. O. C. 1236. *Hunterian.*
2380. Dorsal vertebræ of large bird (undetermined). O. C.
 1105 A. *Hunterian.*

ERRATA.

Page 69. Insert before Genus **MELIORNIS**:—

Family MELIPHAGIDÆ.

Page 109. Insert before **Lalage sykesii**:—

Genus **LALAGE**.

Boie, Isis, 1826, p. 973.

Page 122. Insert after Genus **HADROSTOMUS**:—

Cabanis, Mus. Hein. Th. ii. p. 84 (1859).

Page 136. Insert after Genus **CHRYSOCOLAPTES**:—

Blyth, Journ. Asiat. Soc. Beng. xii. p. 1004 (1843).

Page 188. For **Eurostopodus maculatus** read **Eurostopodus albicularis**.

ALPHABETICAL INDEX.

- abyssinicus (Buceros), 195.
 abyssinicus (Bucorvus), 195.
 acadica (Nyctala), 237.
 acadica (Strix), 237.
 Acanthis, 51.
 Acanthiza, 88.
 Acanthocheera, 72.
 Acanthorhynchus, 74.
 Accentor, 98.
 Accipiter, 212.
 accipitrina (Strix), 235.
 accipitrinus (Asio), 235.
 Acredula, 78.
 Acridotheres, 24.
 Acrocephalus, 88.
 acuta (Anas), 302.
 acuta (Dafila), 302.
 acuticauda (Munia), 40.
 acuticauda (Uroloncha), 40.
 acutirostris (Neomorpha), 25.
 acutirostris (Heteralocha), 25.
 adelaidæ (Platycercus), 258.
 Adjutant, African, 282.
 Adjutant, Indian, 281.
 Ægialitis, 346.
 Ægithina, 106.
 ægocephala (Limosa), 360.
 ægocephala (Scolopax), 360.
 Ægotheles, 188.
 ægyptiaca (Anas), 294.
 ægyptiaca (Chenalopex), 294.
 ægyptiacus (Chenalopex), 294.
 ægyptius (Charadrius), 344.
 ægyptius (Falco), 222.
 ægyptius (Milvus), 222.
 ægyptius (Pluvianus), 344.
 Ælurædus, 19.
 ænea (Hypochæra), 38.
 Æpyornis, 423.
 æquinoctialis (Majaqueus), 317.
 æquinoctialis (Procellaria), 317.
 æruginosus (Circus), 210.
 æruginosus (Conurus), 249.
 æruginosus (Falco), 210.
 æruginosus (Psittacus), 249.
 æstiva (Chrysotis), 250.
 æstiva (Dendroca), 65, 66.
 æstiva (Motacilla), 65.
 æstiva (Pyrranga), 45.
 æstivus (Psittacus), 250.
 æthereus (Phæton), 264.
 Æthyia, 306.
 affinis (Fuligula), 305.
 affinis (Fulix), 305.
 affinis (Geococcyx), 172.
 affinis (Pardalotus), 69.
 afra (Chalcopelia), 155.
 afra (Columba), 155.
 afra (Loxia), 35.
 afra (Pyromelana), 35, 36.
 Agapornis, 257.
 Agelaius, 32.
 agilis (Chrysotis), 251.
 agilis (Psittacus), 251.
 Aithurus, 127.
 Aix, 304.
 Alauda, 61.
 alba (Ardea), 374.
 alba (Chionis), 340.
 alba (Ciconia), 281.
 Albatros, Black-eyed, 315.
 Albatros, Chinese, 315.
 Albatros, Shy, 316.
 Albatros, Sooty, 316.
 Albatros, Wandering, 313.
 Albatros, Yellow-nosed, 315.
 albellus (Mergus), 312.
 albeola (Anas), 310.
 albeola (Clangula), 310.
 albicilla (Halcyon), 179.
 albicilla (Haliaëtus), 218.
 albicilla (Vultur), 218.
 albicollis (Caprimulgus), 187.
 albicollis (Nyctidromus), 187, 188.
 albifrons (Acanthiza), 98.
 albifrons (Ephthianura), 98.
 albifrons (Miro), 113.
 albifrons (Turdus), 113.
 albigularis (Loxia), 48.
 albigularis (Sperophilus), 48.
 albiscapa (Rhipidura), 114.
 albugularis (Caprimulgus), 188.
 albugularis (Eurostopodus), 188.
 Alea, 326.
 Alcedo, 175.
 aleyon (Alcedo), 177.
 aleyon (Ceryle), 177.
 Aleyone, 176.
 alector (Crax), 408.
 alle (Alea), 329.
 alle (Mergulus), 329.
 allenii (Porphyrio), 376.
 alpestris (Otocorys), 60.
 alpina (Tringa), 356.
 Alpine Pipit, 64.
 Alseonax, 110.
 aluco (Strix), 236.
 aluco (Syrnium), 236.
 Amadina, 37.
 Amazon, Active, 251.
 Amazon, Blue-faced, 250.

- Amazon, Golden-naped, 251.
 Amazon, Orange-winged, 250.
 Amazon, Red-throated, 250.
 Amazon, Yellow-fronted, 251.
 amazona (Alcedo), 178.
 amazona (Ceryle), 178.
 amazonica (Chrysotis), 250.
 amazonicus (Psittacus), 250.
 American Robin, 91.
 americana (Anas), 303.
 americana (Clangula), 310.
 americana (Fulica), 378.
 americana (Marca), 303.
 americana (Parula), 66.
 americana (Rhea), 418.
 americanus (Coccyzus), 168.
 americanus (Cuculus), 168.
 americanus (Parus), 66.
 Ammodromus, 59.
 Amuoperdix, 402.
 Ampelis, 86.
 Anas, 299.
 Anellobia, 73.
 anglorum (Procellaria), 318.
 anglorum (Puffinus), 318.
 angolensis (Falco), 220.
 angolensis (Gypohierax), 220.
 angolensis (Merops), 194.
 aninga (Plotus), 269.
 ani (Crotophaga), 172.
 Anomalopteryx, 428.
 Anorthura, 97.
 Anous, 339.
 anoxantha (Loxigilla), 48.
 anoxantha (Spermo-
 phila), 48.
 Anser, 291.
 Anseranas, 289.
 antarctica (Anas), 293.
 antarctica (Bernicla), 293.
 antarctica (Columba), 146.
 antarcticus (Lopholai-
 mus), 146.
 Anthracoceros, 198.
 Anthropoides, 365.
 Anthus, 64.
 antigone (Ardea), 364.
 antigone (Grus), 364.
 Antrostomus, 187.
 Aphriza, 349.
 apoda (Paradisea), 17.
 Aprosmictus, 255.
 Aptenodytes, 325.
 Apteryx, 416.
 Aptornis, 381.
 apus (Cypselus), 183.
 apus (Hirundo), 183.
 aquaticus (Cinclus), 97.
 aquaticus (Rallus), 381.
 Aquila, 216.
 aquila (Fregata), 271.
 aquila (Pelecanus), 271.
 Ara, 247.
 Aramus, 367.
 ararauna (Ara), 247, 248.
 ararauna (Psittacus), 247.
 arborea (Alauda), 61.
 arborea (Anas), 298.
 arborea (Dendrocygna), 298.
 arborea (Lullula), 61.
 Archibuteo, 215.
 Arctic Willow-Warbler, 87.
 arctica (Alca), 329.
 arctica (Erythraea), 95.
 arctica (Fratereula), 329, 330.
 arctica (Sialia), 95.
 arctica (Sterna), 338.
 arcuatus (Numenius), 362.
 Ardea, 273.
 Ardetta, 275.
 arenaria (Calidris), 358.
 arenaria (Tetrao), 370.
 arenaria (Tringa), 358.
 arenarius (Pterocles), 370.
 argala (Leptoptilus), 281.
 argentatus (Larus), 334.
 argus (Argusianus), 397.
 argus (Phasianus), 397.
 Argusianus, 397.
 arguta (Strepera), 82.
 ariel (Rhamphastos), 40.
 arquata (Numenius), 362.
 Artamus, 26.
 arvensis (Alauda), 61.
 asiatica (Cyanops), 139.
 asiatica (Megalæma), 139.
 asiatica (Pardalipicus), 404.
 asiaticus (Trogon), 139.
 Asio, 234.
 assimilis (Circus), 210.
 Astur, 211.
 ateralbus (Centropus), 170.
 ateralbus (Nesocentor), 170.
 atra (Fulica), 377.
 atrata (Anas), 296.
 atrata (Ceratogymna), 199.
 atrata (Chenopsis), 296.
 atratus (Buceros), 199.
 atratus (Cygnus), 296.
 atratus (Sphagolobus), 199.
 atricapilla (Motacilla), 87.
 atricapilla (Sylvia), 87.
 Atrichia, 117.
 atrigula (Ploceus), 42.
 audax (Uroæetus), 216.
 audax (Vultur), 216.
 Auk, Crested, 331.
 Auk, Great, 326.
 Auk, Little, 329.
 Auk, Parrot, 330, 331.
 Auk, Razor-billed, 327.
 Aulacorhamphus, 142.
 aura (Enops), 203.
 aura (Rhynchogryphus), 203.
 aura (Vultur), 203.
 aurantius (Brachy-
 pternum), 135.
 aurantius (Picus), 135.
 auricapilla (Motacilla), 65.
 aurifrons (Chloropsis), 105.
 aurifrons (Phyllornis), 105.
 aurigaster (Pycnonotus), 105.
 aurigaster (Turdus), 105.
 auripalliata (Andro-
 glossa), 251.
 auripalliata (Chrysotis), 251.
 auripalliatus (Psittacus), 251.
 aurita (Otis), 373.
 aurita (Sypheotides), 373.
 auritum (Crossoptilon), 333.
 auritus (Phasianus), 393.

- aurocapillus (Sciurus), 65.
 australasiana (Certhia), 70.
 australasiana (Lichmera), 70.
 australis (Acrocephalus), 88.
 australis (Apteryx), 416.
 australis (Calamoherpe), 88.
 australis (Casuarius), 459.
 australis (Choriotis), 372.
 australis (Corone), 11.
 australis (Corvus), 11.
 australis (Dromornis), 440.
 australis (Eopsaltria), 85, 86.
 australis (Eurystomus), 192.
 australis (Excalfactoria), 405.
 australis (Falco), 209.
 australis (Fulica), 377.
 australis (Gallinago), 354.
 australis (Glossopsittacus), 242.
 australis (Ibycter), 209.
 australis (Motacilla), 85.
 australis (Mycteria), 282, 442.
 australis (Nyroca), 306.
 australis (Ocydromus), 380.
 australis (Otis), 372.
 australis (Psittacus), 242.
 australis (Rallus), 380.
 australis (Rhynchaea), 355.
 australis (Scolopax), 354.
 australis (Sphocotheres), 30.
 australis (Sula), 265.
 australis (Xenorhynchus), 282.
 Avocet, Common, 350.
 Avocet, Red-necked, 350.
 avocetta (Himantopus), 350.
 avocetta (Recurvirostra), 350.
 axillaris (Elanus), 223.
 axillaris (Falco), 223.
 azurea (Alcedo), 176.
 azurea (Alyone), 176.
 Babbler, Jungle, 104.
 babylonicus (Falco), 225.
 badius (Astur), 211.
 badius (Falco), 211.
 bahamensis (Anas), 302.
 bahamensis (Dafila), 302.
 Balaeniceps, 279.
 Balearica, 366.
 Banana-bird, 34.
 bankiva (Gallus), 395.
 banksi (Calyptorhynchus), 242.
 banksii (Psittacus), 242.
 barbatus (Gypaetus), 215.
 barbatus (Pycnonotus), 106.
 barbatus (Turdus), 106.
 barbatus (Vultur), 215.
 Barbet, Blue-faced, 139.
 Barbet, Crimson-gorgeted, 139.
 Barbet, Hodgson's Lined, 139.
 barbirostris (Blaeicus), 120.
 barbirostris (Tyrannula), 120.
 Barn-Owl, Australian, 238.
 Barn-Owl, Common, 237.
 barrabandii (Polytelis), 255.
 barrabandii (Psittacus), 255.
 bassana (Sula), 264.
 bassanus (Pelecanus), 264.
 baudinii (Calyptorhynchus), 243.
 Baza, 223.
 Bee-eater, Australian, 194.
 Bee-eater, Blue-checked, 194.
 Bee-eater, Blue-tailed, 194.
 Bee-eater, Green, 195.
 Bell-bird, 122.
 Bellona, 129.
 bengalensis (Alcedo), 176.
 bengalensis (Bubo), 231.
 bengalensis (Centropus), 170.
 bengalensis (Cuculus), 170.
 bengalensis (Molpastes), 106.
 bengalensis (Otus), 231.
 bengalensis (Pseudogyps), 208.
 bengalensis (Pycnonotus), 106.
 bennetti (Casuarius), 438.
 bergii (Sterna), 338.
 berigora (Falco), 227.
 Berniela, 292.
 betalina (Bonasia), 400.
 bewickii (Cygnus), 295, 296.
 biarmicus (Panurus), 78.
 biarmicus (Parus), 78.
 bicolor (Grallina), 111.
 bicolor (Merops), 194.
 bicolor (Petroeca), 111, 112.
 bicornis (Buceros), 197.
 bicornis (Dichoceros), 197.
 Bird of Paradise, Lesser, 18.
 birostris (Buceros), 200.
 birostris (Lophoceros), 200.
 Bishop-bird, Black-bellied, 36.
 Bishop-bird, Red, 35.
 bispeularis (Garrulus), 15.
 Bittern, American, 278.
 Bittern, Common, 278.
 Bittern, Least, 276.
 Bittern, Little, 275.
 Bittern, Yellow-necked Mangrove, 276.
 Biziura, 309.
 Blaеicus, 120.
 Blackbird, 92.
 Blackbird, Red-winged, 32.
 Blackbird, Rusty, 33.
 Blackcap Warbler, 87.
 Black Grouse, 399.
 Blue-bird, Rocky Mountain, 95.
 Blue-crest, 129.
 Blue Petrel, Broad-tailed, 320.
 Blue Tanager, Red-throated, 43.
 Blue Warbler, Yellow-backed, 66.
 Boat-bill, 279.
 bonariensis (Molothrus), 32.
 bonariensis (Tanagra), 32.
 Bonasa, 400.

- bonasia (Bonasa), 400.
 bonasia (Tetrao), 400.
 bonhami (Ammoperdix), 402.
 boobook (Ninox), 232.
 boobook (Strix), 232.
 borealis (Buteo), 214.
 borealis (Falco), 214.
 borealis (Motacilla), 63, 64.
 borealis (Phyllopneste), 87.
 borealis (Phylloscopus), 87.
 boscas (Anas), 299, 300.
 Botaurus, 278.
 bourkii (Euphema), 260.
 bourkii (Nanodes), 260.
 Bower-bird, Large Spotted, 19.
 Bower-bird, Satin, 18.
 brachyptera (Sphenura), 100.
 Brachypternus, 135.
 brachyura (Pitta), 122.
 brachyurus (Corvus), 122.
 brama (Carine), 232.
 brama (Strix), 232.
 Brambling, 50.
 brasilia (Tanagra), 45.
 brasiliensis (Emberiza), 55.
 brasiliensis (Momotus), 181.
 brasiliensis (Sycalis), 55.
 brasilius (Rhamphocelus), 45.
 Brent Goose, Antarctic, 293.
 brevicaudus (Nectris), 319.
 brevicaudus (Puffinus), 319.
 brevirostris (Larus), 337.
 brevirostris (Psilopus), 113.
 brevirostris (Rissa), 337.
 brevirostris (Smicromis), 113.
 Bristle-bird, 100.
 britannicus (Parus), 77.
 Broad-bill, Red and-Black, 125.
 Brotagerys, 249.
 brunnicchi (Lomvia), 328.
 brunnicchi (Uria), 328.
 Brush-Turkey, Celebean, 413.
 Brush-Turkey, Ocellated, 413.
 Brush-Turkey, Wattled, 412.
 Bubo, 230.
 bubo (Bubo), 230.
 bubo (Strix), 230.
 Bubulcus, 276.
 bubulcus (Ardea), 276.
 bubulcus (Bubulcus), 276.
 buccinator (Cygnus), 296.
 buccinator (Olor), 296.
 Buceros, 196.
 Buchanga, 28.
 Bucorvus, 195.
 Bulbul, Bengal Red-vented, 106.
 Bulbul, Common Green, 106.
 Bulbul, Gold-fronted Green, 105.
 Bulbul, Orange-bellied Green, 105.
 Bulbul, White-vented, 106.
 Bulbul, Javan Yellow-vented, 105.
 Bullfinch, Common, 57.
 Bullfinch, Rosy, 55.
 Bullfinch, Russian, 56.
 Bullfinch, Trumpeter, 52.
 Bunting, Common, 58.
 Bunting, Indigo, 59.
 Bunting, Ortolan, 58.
 Bunting, Reed, 57.
 Bunting, Snow, 58.
 Bunting, Yellow, 57.
 Bush-Lark, Horsfield's, 62.
 Bush-Quail, Jungle, 404.
 Bustard, Australian, 372.
 Bustard, Great, 371.
 Bustard, Great Indian, 373.
 Bustard, Little, 372.
 Butastur, 218.
 Buteo, 214.
 buteo (Buteo), 214.
 buteo (Falco), 214.
 Butorides, 277.
 Buzzard, Common, 214.
 Buzzard-Eagle, White-eyed, 218.
 Buzzard-Hawk, Rufous, 213.
 Buzzard, Lineated, 214.
 Buzzard, Red-tailed, 214.
 Buzzard, Rough-legged, 215.
 Bycanetes, 52.
 Cacatua, 244.
 Caccabis, 402.
 Cacomantis, 167.
 cælebs (Fringilla), 49.
 cærulescens (Falco), 224.
 cærulescens (Microhierax), 224.
 cæruleus (Elanus), 223.
 cæruleus (Falco), 223.
 cæruleus (Parus), 77.
 cæsia (Sitta), 68.
 cafer (Ixos), 106.
 Caica, 252.
 Caique, Black-headed, 252.
 Caique, Red-vented, 251.
 Caique, White-headed, 252.
 Cairina, 298.
 calcitrans (Cnemidornis), 290.
 caledonica (Ardea), 277.
 caledonicus (Nycticorax), 277.
 Calidris, 358.
 calidris (Scolopax), 359.
 calidris (Totanus), 359.
 californiana (Oenops), 204.
 californiana (Rhynchogryphus), 204.
 californianus (Vultur), 204.
 calliope (Erythacus), 93.
 calliope (Motacilla), 93.
 Calliste, 43.
 Callocephalon, 244.
 Calenas, 158.
 Calopsittacus, 246.
 Calyptorhynchus, 242.
 camelus (Struthio), 420.
 campestris (Anthus), 64.
 Campophaga, 108.
 Campophilus, 136.
 cana (Agapornis), 257.
 cana (Psittacus), 257.
 cana (Tanagra), 44.
 canadensis (Ardea), 365.
 canadensis (Grus), 365.
 canaria (Fringilla), 54.
 canaria (Serinus), 54.
 Canary Finch, 54.
 Canehroma, 279.
 candida (Gygis), 339.
 candida (Sterna), 339.
 canescens (Scolopax), 359.
 canescens (Totanus), 359.
 cannabina (Arctanthus), 51.
 cannabina (Linota), 51.
 cannabina (Fringilla), 51.
 canorus (Crateropus), 104.
 canorus (Cuculus), 167.
 canorus (Turdus), 104.
 canus (Gecinus), 132.
 canus (Larus), 335, 336.

- canus (Picus), 132.
 canutus (Tringa), 356.
 Cape Dove, 150.
 Cape Hen, 317.
 capensis (Colinus), 173.
 capensis (Columba), 150.
 capensis (Daption), 319,
 320.
 capensis (Oriolus), 42.
 capensis (Eulienemus),
 342.
 capensis (Ena), 150.
 capensis (Procellaria),
 319.
 capensis (Rhynchæa), 355.
 capensis (Scolopax), 355.
 capensis (Sitagra), 42.
 capensis (Strix), 238.
 Capercaillie, 398.
 capitata (Paroaria), 59.
 capitatus (Tachyphonus),
 59.
 Caprimulgus, 186.
 Caracara, Brazilian, 209.
 Caracara, Falkland Is-
 lands, 209.
 carbo (Pelicanus), 266.
 carbo (Phalacrocorax),
 266.
 Cardinal, Red-crested, 60.
 Cardinal, Red-headed, 60.
 Cardinal, Virginian, 49.
 Cardinal, Yellow-billed,
 59.
 Cardinalis, 49.
 cardinalis (Cardinalis),
 49.
 cardinalis (Eos), 240.
 cardinalis (Lorius), 240.
 cardinalis (Loxia), 49.
 Carduelis, 50.
 carduelis (Carduelis), 50.
 carduelis (Fringilla), 50.
 Cariama, Crested, 375.
 caribæa (Columba), 149.
 caribæus (Rallus), 382.
 caripensis (Steatornis),
 191.
 carinatus (Rhamphastos),
 141.
 Carine, 232.
 carolina (Ortygometra),
 384.
 carolina (Porzana), 384.
 carolinensis (Anas), 301.
 carolinensis (Conurus),
 248.
 carolinensis (Galeoscop-
 tes), 96.
 carolinensis (Muscicapa),
 96.
 carolinensis (Nettion),
 301.
 carolinensis (Querque-
 dula), 301.
 carolinus (Melanerpes),
 131.
 carolinus (Picus), 134.
 carolinus (Rallus), 384.
 Carphibis, 286.
 Carpodacus, 55.
 Carpophaga, 144.
 carunculata (Acantho-
 chæra), 73.
 carunculata (Ardea),
 364.
 carunculata (Crax), 408.
 carunculata (Gracula),
 23.
 carunculata (Grus), 364.
 carunculatus (Dilophus),
 23.
 carunculatus (Merops),
 73.
 caryocatactes (Corvus),
 12.
 caryocatactes (Nuci-
 fraga), 12.
 Cashew-bird, 45.
 caspia (Sterna), 338.
 Cassicus, 31.
 Cassowary, Australian,
 439.
 Cassowary, Common,
 439.
 castanotis (Amadina), 38.
 castanotis (Estrelida), 38.
 castanotis (Tæniopygia),
 38.
 casuarina (Anomalo-
 pteryx), 428.
 casuarinus (Dinornis),
 428.
 Casuarius, 438.
 Cat-bird, American, 96.
 Cat-bird, Australian, 19.
 catarrhaetes (Larus), 332.
 catarrhaetes (Stereora-
 rius), 332.
 Cathartes, 202.
 caudacuta (Hirundo),
 184.
 caudacuta (Chaetura),
 184.
 caudata (Acredula), 78.
 caudata (Pica), 13.
 caudatus (Parus), 78.
 caudifasciatus (Pitangus),
 119.
 caudifasciatus (Tyrannus),
 119.
 cauta (Diomedea), 316.
 Caziq, Blue-throated,
 128.
 cenchroides (Cerchneis),
 228.
 cenchroides (Falco), 228.
 Centropus, 169.
 Ceratogymna, 199.
 Cerchneis, 227.
 Cereopsis, 291.
 Ceriornis, 396.
 Certhia, 66.
 Ceryle, 177.
 Ceyx, 178.
 Chaetura, 184.
 Chaffinch, 49.
 Chalcopeia, 155.
 Chalcochaps, 155.
 chalcoptera (Columba),
 156.
 chalcoptera (Phaps), 156.
 Chamæpeia, 153.
 Charadrius, 344.
 Chasmodorhynchus, 122.
 Chatterer, Waxen, 86.
 Chaulclasmus, 301.
 Chelidon, 115.
 Chenalopex, 294.
 Chibia, 27.
 chinensis (Cissa), 14.
 chinensis (Coracias), 14.
 chinensis (Francolinus),
 403.
 chinensis (Tetrao), 403.
 Chionis, 340.
 Chlamydodera, 19.
 Chlocephaga, 293.
 Chloris, 47.
 chloris (Alcedo), 179.
 chloris (Chloris), 47.
 chloris (Haleyon), 179.
 chloris (Ligurinus), 47.
 chloris (Loxia), 47.
 chlorocereus (Lorius),
 241.
 chlorolepidotus (Psitta-
 ceus), 241.
 chlorolepidotus (Tricho-
 glossus), 241.
 chlorolophus (Cecinus),
 133.
 chlorolophus (Picus), 133.
 Chloropsis, 105.
 chloropus (Fulica), 378.
 chloropus (Gallinula),
 378.
 chlororhyncha (Diome-
 dea), 315.
 Chordeiles, 187.
 Chough, White-winged,
 16.
 Chough, Red-billed, 15.
 chrysaetus (Aquila), 216.
 chrysaetus (Falco), 216.
 chrysochlora (Chalco-
 phaps), 156.
 chrysochlora (Columba),
 156.

- Chrysocolaptes, 136.
 chrysopolophus (Catar-
 rhaetes), 323.
 chrysopolophus (Eudypetes),
 324.
 Chrysomitris, 51.
 chrysopelargus (Ardea),
 366.
 chrysopelargus (Balea-
 rica), 366.
 Chrysophlegma, 133.
 chrysopogon (Choto-
 rhea), 133.
 chrysoptera (Sittella),
 68.
 chrysoptera (Crithagra),
 55.
 chrysostoma (Euphema),
 260.
 chrysostomus (Psittacus),
 260.
 Chrysothis, 250.
 Ciconia, 281.
 ciconia (Ardea), 281.
 ciconia (Ciconia), 281.
 Cicinnurus, 16.
 Cinelodes, 123.
 Cinclorhamphus, 104.
 Cinclus, 102.
 Cinclus, 97.
 cincta (Amadina), 40.
 cincta (Poephila), 40.
 cinctus (Erythronyx),
 345.
 cinerea (Anas), 309.
 cinerea (Ardea), 273.
 cinerea (Estrilda), 41.
 cinerea (Fringilla), 41.
 cinerea (Fulica), 381.
 cinerea (Gallinax), 381.
 cinerea (Grus), 363.
 cinerea (Perdix), 401.
 cinerea (Struthidea), 83.
 cinerea (Vanga), 83.
 cinereus (Anser), 291,
 292.
 cinereus (Cracticus), 83.
 cinereus (Tachyeres),
 309.
 Circus, 210.
 Cissa, 14.
 citrina (Geocichla), 89.
 citrinella (Emberiza), 57.
 citrinocerata (Cacatua),
 244.
 citrinus (Turdus), 89.
 Cladorhynchus, 351.
 clamator (Francolinus),
 403.
 clamator (Perdix), 403.
 clamosa (Atrichia), 117.
 clanga (Aquila), 217.
 Clangula, 310.
 Clapper-Rail, Jamaican,
 282.
 clemenciae (Cœligena),
 128.
 clemenciae (Delatricia),
 128.
 clemenciae (Ornismya),
 128.
 Cliff-Swallow, Indian,
 116.
 Climacteris, 69.
 clypeata (Anas), 303.
 clypeata (Spatula), 303.
 Cnemidornis, 290.
 Coach-whip Bird, 102.
 coccinus (Eos), 240.
 coccineus (Psittacus),
 240.
 Coccythraustes, 46.
 coccythraustes (Cocco-
 thraustes), 46.
 coccythraustes (Loxia),
 46.
 cochlearia (Canchroma),
 279.
 Coccyzus, 165.
 Coccyzus, 168.
 Cock, Water, 381.
 Cockatoo, Banksian,
 242.
 Cockatoo, Baudin's, 243.
 Cockatoo, Ducorps's,
 246.
 Cockatoo, Funereal,
 243.
 Cockatoo, Gang-Gang,
 244.
 Cockatoo, Great Sulphur-
 crested, 245.
 Cockatoo, Leach's, 243.
 Cockatoo, Leadbeater's,
 245.
 Cockatoo, Lesser Sul-
 phur-crested, 245.
 Cockatoo, Long-billed,
 246.
 Cockatoo, Red-vented,
 244.
 Cockatoo, Roseate, 246.
 Cockatoo, Yellow-eared
 Black, 244.
 Cockatoo, Western Black,
 243.
 Colæus, 9.
 Cœligena, 128.
 colchicus (Phasianus),
 391.
 colius (Colius), 174.
 colius (Loxia), 174.
 collaria (Chrysothis), 250.
 collaris (Anas), 306.
 collaris (Fulix), 306.
 collaris (Psittacus), 250.
 collyrio (Lanius), 81.
 Collyriocincla, 84.
 colubris (Trochilus), 129.
 Columba, 147.
 columbarius (Falco), 226.
 Coly, Cape, 174.
 Colymbus, 387.
 communis (Coturnix),
 404.
 communis (Falco), 224.
 concinna (Myiagra), 114.
 connivens (Falco), 233.
 connivens (Ninox), 233,
 234.
 conspicillata (Procel-
 laria), 317.
 conspicillatus (Maja-
 queus), 317.
 conspicillatus (Peleca-
 nus), 270.
 contra (Sturnopastor),
 22.
 contra (Sturnus), 22.
 Conure, Guiana, 248.
 Conure, Red-billed, 248.
 Conure, Yellow-billed,
 249.
 Conure, Yellow-headed,
 249.
 Conurus, 248.
 convexus (Anthracoc-
 eros), 198.
 convexus (Buceros), 198.
 Coot, American, 378.
 Coot, Australian, 377.
 Coot, Common, 377.
 Copper Pheasant,
 Hondo, 392.
 Copsychus, 94.
 Coracias, 192.
 corax (Corvus), 8.
 Corcorax, 16.
 Cormorant, Chilian, 267.
 Cormorant, Common,
 266.
 Cormorant, Little, 268.
 Cormorant, Little Black,
 267.
 Cormorant, Red-faced,
 267.
 Cormorant, Toothed,
 272.
 Corn-Crake 383.
 corniculata (Fratereula),
 320.
 corniculatum (Mormon),
 330.
 corniculatus (Merops),
 73.
 corniculatus (Tropido-
 rynchus), 73.
 cornix (Corone), 10.
 cornix (Corvus), 10.

- cornuta (Anas), 299.
 cornuta (Palamedea), 312.
 cornuta (Tadorna), 299.
 coromanda (Sirix), 231.
 coromandus (Bubo), 231.
 coromandus (Coecystes), 166.
 coromandus (Cuculus), 166.
 coronata (Columba), 158.
 coronata (Goura), 158.
 coronata (Hirundo), 184.
 coronata (Macropteryx), 184.
 coronatus (Anthracoceros), 198.
 coronatus (Buceros), 198.
 Corone, 10.
 corone (Corone), 10.
 corone (Corvus), 10.
 coronoides (Corvus), 9.
 Corvus, 8.
 cotta (Elainea), 118.
 Coturnix, 404.
 coturnix (Coturnix), 404.
 coturnix (Tetrao), 404.
 Coucal, Indian, 170.
 Coucal, Pheasant, 169.
 Coucal, Pied, 170.
 Cow-bird, Argentine, 32.
 Cracticus, 83.
 Crane, Carolina, 384.
 Crane, Corn, 383.
 Crane, Pallas', 383.
 Crane, Spotted, 383.
 Crane, Spotted Water, 384.
 Crane, Common, 363.
 Crane, Common Crowned, 366.
 Crane, Demoiselle, 365.
 Crane, Little Brown, 365.
 Crane, Sarus, 364.
 Crane, Southern Crowned, 366.
 Crane, Stanley's, 365.
 Crane, Wattled, 364.
 crassipes (Hesperornis), 386.
 crassirostris (Eurystomus), 192.
 crassirostris (Larus), 335.
 crassirostris (Tringa), 356.
 crassus (Dinornis), 435.
 crassus (Emeus), 435.
 Crateropus, 104.
 Crax, 408.
 crecca (Anas), 300.
 crecca (Querquedula), 300.
 Creeper, Common, 67.
 Creeper, Spotted Grey, 67.
 crepidatus (Larus), 332.
 crepidatus (Lestris), 332.
 crepitans (Muscicapa), 102.
 crepitans (Psophia), 385.
 crepitans (Psophodes), 102.
 Crested Cuckoo, Red-winged, 166.
 Crested Lark, 62.
 Crested Swift, Indian, 184.
 Crex, 383.
 crex (Crex), 383.
 crex (Rallus), 383.
 erinigera (Pampusama), 157.
 erinigera (Phlogœnus), 157.
 cristata (Alauda), 62.
 cristata (Anas), 305.
 cristata (Bellona), 129.
 cristata (Cariama), 375.
 cristata (Columba), 154.
 cristata (Cyanocitta), 15.
 cristata (Eupsychortyx), 405.
 cristata (Fuligula), 305.
 cristata (Fulix), 305.
 cristata (Galerita), 62.
 cristata (Geotrygon), 154.
 cristata (Meleagris), 409.
 cristata (Numida), 406.
 cristata (Oreoica), 84.
 cristata (Palamedea), 375.
 cristata (Penelope), 409.
 cristatella (Alca), 331.
 cristatellus (Simorhynchus), 331.
 cristatus (Colymbus), 389.
 cristatus (Corvus), 15.
 cristatus (Lophophanes), 77, 78.
 cristatus (Opisthocomus), 374.
 cristatus (Orthorhynchus), 129.
 cristatus (Parus), 77.
 cristatus (Pavo), 398.
 cristatus (Phasianus), 374.
 cristatus (Podiceps), 389.
 cristatus (Podiceps), 389.
 cristatus (Regulus), 79.
 cristatus (Tetrao), 405.
 cristatus (Trochilus), 129.
 cristatus (Turdus), 84.
 cristatus (Vanellus), 348.
 Crocopus, 147.
 Crossbill, Common, 56.
 Crossoptilum, 393.
 Crotophaga, 172.
 Crow, Brown-eyed Australian, 11.
 Crow, Carrion, 10.
 Crow, Hooded, 10.
 Crow, Jamaican, 11.
 Crow, Malayan Slender-billed, 11.
 Crow, Royston, 10.
 Crowned Crane, Common, 366.
 Crowned Crane, Southern, 366.
 Crowned Pigeon, Common, 158.
 Crow-Shrike, Black-throated, 83.
 Crow-Shrike, Cinereous, 83.
 Crow-Shrike, Grey, 83.
 Crow-Shrike, Hill, 82.
 Crow-Shrike, Pied, 82.
 Crow-Shrike, Tasmanian, 82.
 erumenifera (Ciconia), 282.
 erumeniferus (Leptoptilus), 282.
 eruralis (Cinclorhamphus), 104.
 eruralis (Megalurus), 104.
 Crypturi, 414.
 Cuckoo, Australian, 167.
 Cuckoo, Bronze, 168.
 Cuckoo, Channel, 169.
 Cuckoo, Common, 167.
 Cuckoo-Falcon, Australian, 223.
 Cuckoo, Great Savana, 172.
 Cuckoo, Great Spotted, 165.
 Cuckoo, Jamaica, 170.
 Cuckoo, Rain, 171.
 Cuckoo, Red-winged Crested, 166.
 Cuckoo-Shrike, Black-faced, 107.
 Cuckoo-Shrike, Black-headed, 109.

- Cuckoo-Shrike, Dark-grey, 109.
 Cuckoo-Shrike, Small-billed, 107.
 Cuckoo-Shrike, Larger, 108.
 Cuckoo-Shrike, New Ireland, 108.
 Cuckoo Shrike, Varied, 108.
 Cuckoo, Yellow-billed, 168.
 cucullata (Loxia), 60.
 cucullata (Paroaria), 60.
 cuculoides (Glaucidium), 234.
 cuculoides (Noctua), 234.
 Cuculus, 166.
 eumanensis (Crax), 410.
 eumanensis (Pipile), 410.
 eumingi (Lepidogrammus), 170.
 cuneata (Columba), 151.
 eumeta (Geopelia), 151.
 enicularia (Speotyto), 229.
 Curassow, Crested, 408.
 Curassow, Derby's Mountain, 411.
 Curassow, Helmeted, 410.
 Curassow, Razor-billed, 410.
 Curassow, Yarrell's, 408.
 Curlew, Common, 362.
 Curlew, Red-billed, 362.
 curta (Anomalopteryx), 433, 434.
 curta (Dinornis), 433.
 curvirostra (Loxia), 56.
 cuvieri (Podargus), 190.
 cuvieri (Rhamphastos), 141.
 cyanauchen (Lorius), 240.
 cyanea (Cyanospiza), 59.
 cyanea (Motacilla), 114.
 cyanea (Passerina), 59.
 cyanea (Tanagra), 59.
 cyaneus (Circus), 209, 210.
 cyaneus (Falco), 209.
 cyaneus (Malurus), 114.
 cyanocephala (Columba), 158.
 cyanocephala (Eudynamis), 165, 168.
 cyanocephala (Starnœnas), 158.
 cyanocephalus (Cuculus), 168.
 cyanocephalus (Palœornis), 254.
 cyanocephalus (Psittacus), 254.
 Cyanocitta, 15.
 cyanomelana (Xanthopygia), 113.
 cyanomelana (Muscapa), 113.
 cyanomelanura (Cyanoptila), 113.
 Cyanops, 138.
 cyanoptera (Tanagra), 44.
 cyanopterus (Saltator), 44.
 cyanopygius (Aprosmictus), 255, 256.
 cyanopygius (Psittacus), 255.
 Cyanorhamphus, 260.
 Cyanospiza, 59.
 cyanonotus (Geocichla), 89.
 cyanota (Petrocincla), 89.
 cyanotis (Entomyza), 75.
 cyanotis (Graecula), 75.
 cyanotus (Turdus), 89.
 cygnoides (Anas), 292.
 cygnoides (Anser), 292.
 Cygnus, 294.
 Cymborhynchus, 125.
 Cymochorhea, 321.
 Cypselus, 183.
 Dacelo, 180.
 Dafila, 302.
 Daption, 319.
 Darter, New Holland, 268.
 darwini (Rhea), 419.
 delicata (Gallinago), 354.
 delicata (Scolopax), 354.
 delicatula (Strix), 238.
 demersa (Diomedea), 322.
 demersus (Spheniscus), 322.
 Demiegretta, 275.
 Dendrocitta, 13.
 Dendrocopus, 134.
 Dendrocygna, 297.
 Dendroeca, 65.
 dentata (Petronia), 52.
 dentata (Xanthodira), 52.
 derbiana (Chauna), 312.
 derbianus (Oreophasis), 411.
 derbianus (Pitangus), 119.
 derbianus (Saurophaga), 119.
 derogata (Diomedea), 315.
 desolata (Prion), 320.
 desolata (Procellaria), 320.
 desolata (Prion), 320.
 Dháyal Bird, 94.
 Diamond-bird, Tasmalian, 69.
 Dichoceros, 197.
 Dicholophi, 375.
 Dicranostreptus, 29.
 didiformis (Anomalopteryx), 432.
 didiformis (Dinornis), 432.
 Didunculus, 159.
 Didus, 159.
 diffusa (Pyrgita), 53.
 diffusus (Passer), 53.
 Dilophus, 23.
 Dinornis, 423.
 Diomedea, 313.
 Dipper, Common, 97.
 discolor (Lathamus), 261, 262.
 discolor (Psittacus), 261.
 discolorus (Rhamphastus), 140.
 Diver, Great Northern, 387.
 Diver, Large-footed Toothed, 386.
 Diver, Red-throated, 388.
 Diver, Toothed, 385.
 Dodo, 159.
 Dolichonyx, 32.
 domestica (Anas), 299.
 domestica (Fringilla), 52.
 domesticus (Anser), 292.
 domesticus (Gallus), 395, 396.
 domesticus (Passer), 52.
 dominicana (Paroaria), 60.
 dominicus (Colymbus), 389.
 dominicus (Podiceps), 389.
 dominicus (Podiceps), 389.
 Dottrel, Red-heeled, 345.
 Dottrel, Slender-billed, 345.

- Dove, Barred, 151.
 Dove, Barred-shouldered, 151.
 Dove, Bronze-spotted, 155.
 Dove, Cape, 150.
 Dove, Green-winged, 156.
 Dove, Little Green-winged, 156.
 Dove, Peaceful, 151.
 Dove, White-fronted, 154.
 Dove, White-winged, 153.
 Dove, Zenaida, 153.
 dromæoides (*Anomalopteryx*), 430, 432.
 dromæoides (*Dinornis*), 430.
 Dromæus, 437.
 Dromornis, 440.
 Drongo, Hair-crested, 28.
 Drongo, Indian Ashy, 28.
 Drongo, Long-tailed, 29.
 dubia (*Ardea*), 281.
 dubius (*Leptoptilus*), 281, 282.
 Duck, Australian White-eyed, 306.
 Duck, Bahama Pintail, 302.
 Duck, Buffle-headed, 310.
 Duck, Dusky, 300.
 Duck, Eider, 307.
 Duck, Lesser Scaup, 305.
 Duck, Long-tailed, 307.
 Duck, Mandarin, 304.
 Duck, Muscovy, 298.
 Duck, Musk, 309.
 Duck, Pink-eyed, 304.
 Duck, Pintail, 302.
 Duck, Ring-necked Scaup, 306.
 Duck, Scaup, 305.
 Duck, Steamer, 309.
 Duck, Tufted, 305.
 Duck, White-eyed, 306.
 Duck, Wood, 304.
 ducorpsi, *Cacatua*, 246.
 Dunlin, 356.
 duperryi (*Megapodius*), 412.
 duvauceli (*Harpactes*), 161.
 Eagle, Australian, 216.
 Eagle, Bateleur, 218.
 Eagle, Black-crested, 217.
 Eagle, Bonelli's, 217.
 Eagle, Golden, 216.
 Eagle, Imperial, 216.
 Eagle, Larger Spotted, 217.
 Eagle-Owl, Hodgson's, 231.
 Eagle, White-tailed, 218.
 Eared Pheasant, Pallas', 393.
 Earth-bird, Smoky Black, 123.
 caudatus (*Falco*), 218.
 caudatus (*Helotarsus*), 218.
 Eclectus, 253.
 Ectopistes, 150.
 edwardsi (*Eupodotis*), 373.
 edwardsi (*Otis*), 373.
 Egret, American, 274.
 Egret, Plumed, 274.
 Egret, Spotless, 274.
 egretta (*Ardea*), 274.
 egrettoides (*Herodias*), 274.
 Elainea, 118.
 Elanoides, 221.
 Elanus, 223.
 elata (*Ceratogymna*), 199.
 clatus (*Buceros*), 199.
 elegans (*Carduelis*), 50.
 elegans (*Columba*), 157.
 elegans (*Phaps*), 157.
 elephantopus (*Dinornis*), 436.
 clephantopus (*Pachyornis*), 436.
 Emberiza, 57.
 Emeus, 434.
 Emu, 437.
 Emu-Wren, 160.
 Entomyza, 75.
 Eopsaltria, 85.
 Eos, 240.
 Ephthianura, 98.
 epops (*Upupa*), 143, 144.
 erithacus (*Psittacus*), 252.
 Erythacus, 92.
 erythacus (*Psittacus*), 252.
 erythrina (*Loxia*), 55.
 erythrinus (*Carpodacus*), 55.
 erythrocephalus (*Melanerpes*), 133.
 erythrocephalus (*Picus*), 133.
 Erythrogonyx, 345.
 erythromelas (*Pyrauga*), 46.
 erythroplithadmus (*Euploceus*), 394.
 erythroplithadmus (*Phasianus*), 394.
 erythropterus (*Aprosmictus*), 256.
 erythropterus (*Psittacus*), 256.
 erythrorhynchus (*Rhamphastos*), 141, 142.
 Erythrotriorchis, 213.
 Estrilda, 41.
 euchlorus (*Auripasser*), 54.
 euchlorus (*Passer*), 54.
 Eudynamis, 168.
 Eudypetes, 324.
 Eudyptila, 324.
 Eulabes, 23.
 Eumomota, 181.
 eupatrius (*Palæornis*), 254.
 eupatrius (*Psittacus*), 254.
 Euphema, 259.
 Euphonia, 43.
 Euploceus, 394.
 Eupodotis, 373.
 Eupsychortyx, 405.
 europæa (*Pyrrhula*), 57.
 europæus (*Caprimulgus*), 185, 186.
 Eurostopodus, 188.
 Eurystomus, 192.
 Eustephanus, 128.
 Excalifactoria, 405.
 exebitor (*Lanius*), 81.
 exilis (*Ardea*), 276.
 exilis (*Ardetta*), 276.
 exilis (*Botaurus*), 276.
 eximius (*Platycercus*), 258.
 eximius (*Psittacus*), 258.
 exulans (*Diomedea*), 313, 314.
 eytoni (*Dendrocygna*), 297.
 eytoni (*Leptotarsis*), 297.
 falcata (*Anas*), 391.
 falcata (*Querquedula*), 301.
 Falcinellus, 287.
 falcinellus (*Falcinellus*), 287.
 falcinellus (*Tantalus*), 287.
 Falco, 224.
 falco (*Jugger*), 225.
 Falcon, Australian Peregrine, 225.
 Falcon, Iceland, 227.

- Falcon, Lanner, 225.
 Falcon, Peregrine, 224.
 Falcon, Red-headed, 225.
 Falconet, White-naped, 224.
 Falcoenulus, 79.
 familiaris (Certhia), 67.
 Fantail, Black, 114.
 Fantail, White-shafted, 114.
 fasciata (Amadina), 37.
 fasciata (Aquila), 217.
 fasciata (Loxia), 37.
 fasciatus (Buceros), 201.
 fasciatus (Nisactus), 217.
 fasciatus (Palaeornis), 254.
 fasciatus (Ptilonopus), 146.
 fasciatus (Ptilopus), 146.
 fasciatus (Tockus), 201.
 fascinans (Loxia), 110.
 fascinans (Microeca), 110.
 fastuosa (Calliste), 43, 44.
 fastuosa (Tanagra), 43.
 feldeggii (Falco), 225.
 ferina (Ethya), 306.
 ferina (Anas), 306.
 ferina (Fuligula), 306.
 ferruginea (Anas), 306.
 ferruginea (Nyroca), 306.
 ferrugineus (Oriolus), 33.
 ferrugineus (Scolocophagus), 33.
 Fieldfare, 91.
 Finch, Canary, 54.
 Finch, Serin, 54.
 Finch-Lark, White-eared, 62.
 Fire-back Pheasant, Siamese, 394.
 Fire-crown, Chilian, 128.
 Fi-h-Owl, Himalayan, 230.
 flabelliformis (Cacomantis), 167.
 flabelliformis (Chalcoeoccyx), 168.
 flabelliformis (Cuculus), 167.
 Flamingo, American, 289.
 Flamingo, Common, 288.
 flammea (Strix), 237, 238.
 Flat-bill, Black-billed, 120.
 Flat-bill, Buff-winged, 120.
 flava (Motacilla), 63.
 flaveola (Fringilla), 55.
 flaveola (Sycalis), 55.
 flavicollis (Ardea), 276.
 flavicollis (Ardetta), 276.
 flavicollis (Butorides), 276.
 flavigula (Ptilotis), 71.
 flavinucha (Chrysophlegma), 133.
 flavinucha (Picus), 133.
 flavipes (Cultrunguis), 230.
 flavipes (Ketupa), 230.
 flavipes (Platalea), 285.
 flavipes (Platibis), 285.
 flavirostris (Rhyncops), 340.
 flaviventris (Platycercus), 258.
 flaviventris (Psittacus), 258.
 Florican, Lesser, 373.
 Florisuga, 128.
 fluminea (Ortygometra), 384.
 fluminea (Porzana), 384.
 fluviatilis (Colymbus), 390.
 fluviatilis (Sterna), 337.
 fluviatilis (Tachybates), 390.
 fluvicola (Hirundo), 116.
 fluvicola (Petrochelidon), 116.
 Flycatcher, Australian Brown, 110.
 Flycatcher, Blue-and-Black, 113.
 Flycatcher, Pied Paradise, 115.
 Flycatcher, Short-billed Dwarf, 113.
 Flycatcher, Southern Brown, 110.
 Flycatcher, Spotted, 109.
 formosa (Fringilla), 36.
 formosa (Sietospiza), 36.
 formosus (Oriolus), 29.
 formosus (Pezoporus), 262.
 formosus (Psittacus), 262.
 forsteri (Meropogon), 194.
 forsteri (Aptenodytes), 325.
 Fowl, Domestic, 395.
 Fowl, Jungle, 395.
 Francolin, Chinese, 403.
 Francolin, Noisy, 403.
 Francolin, Painted, 403.
 Francolinus, 403.
 Fratercula, 329, 330.
 Fregata, 271.
 Frigate-bird, Great, 271.
 Frigate-bird, Little, 271.
 Fringilla, 49.
 frontalis (Loxia), 42.
 frontalis (Sporopipes), 42.
 frontatus (Falcoenulus), 79, 80.
 frontatus (Lanius), 79.
 frugilegus (Trypanocorax), 4, 5, 6, 7, 8.
 Fruit-Pigeon, Banded, 147.
 Fruit-Pigeon, Black-headed, 146.
 Fruit-Pigeon, Magnificent, 146.
 Fruit-Pigeon, New-Ireland, 144.
 fuciphaga (Collocalia), 183.
 Fulica, 377.
 fulicaria (Tringa), 352.
 fulicarius (Phalaropus), 352.
 fuliginosa (Diomedea), 316.
 fuliginosa (Phœbetria), 316.
 fuliginosus (Haematopus), 350.
 Fulix, 305.
 Fulmar Petrel, 318.
 Fulmarus, 318.
 fulva (Anas), 297.
 fulva (Dendrocygna), 297.
 fulvescens (Gyps), 207.
 fulvifrons (Certhia), 71.
 fulvifrons (Glycyphila), 71.
 fulvus (Gyps), 206.
 fulvus (Vultur), 206.
 funereus (Calyptorhynchus), 243.
 funereus (Psittacus), 243.
 fureatus (Elanoides), 221.
 fureatus (Falco), 221.
 fusca (Anas), 308.
 fusca (Edemia), 308.
 fusca (Meliphaga), 72.
 fusca (Ptilotis), 72.
 fuscus (Artamus), 26.
 fuscus (Larus), 335.
 Gadwall, 301.
 galatea (Tanyptera), 174.
 Galbula, 130.

- galeata (Crax), 410.
 galeata (Pauxi), 410.
 galeatini (Callocephalon), 244.
 galeatus (Casuarius), 439.
 galeatus (Psittacus), 214.
 Galeoscoptes, 96.
 galericulata (Aix), 304.
 galericulata (Anas), 304.
 Galerita, 62.
 galerita (Cacatua), 245.
 galeritus (Eustephanus), 128.
 galeritus (Psittacus), 245.
 galeritus (Trochilus), 128.
 Gallierex, 381.
 gallinacea (Parra), 343.
 Gallinago, 354.
 gallinago (Gallinago), 354.
 gallinago (Scolopax), 354.
 Gallinula, 378.
 gallinula (Gallinago), 354.
 gallinula (Scolopax), 354.
 Gallinule, Allen's Purple, 376.
 Gallinule, Black-backed, 376.
 Gallinule, Mantell's Giant, 377.
 Gallinule, Philippine, 376.
 gallopavo (Meleagris), 406.
 Gallus, 395.
 gambensis (Anas), 290.
 gambensis (Plectropterus), 290.
 Gannet, 264.
 Gannet, Australian, 265.
 Garden-Warbler, 87.
 garrula (Myzantha), 76.
 Garrulax, 103.
 Garrulus, 14.
 garrulus (Ampelis), 86.
 garrulus (Coracias), 192.
 garrulus (Lorius), 240.
 garrulus (Merops), 76.
 garrulus (Psittacus), 240.
 gaudichaudi (Sauro-martius), 174.
 Gecinus, 131.
 genibarbis (Myiadestes), 95.
 genibarbis (Myiadestes), 95.
 Geocichla, 89.
 Geococcyx, 172.
 Geopelia, 150.
 Geotrygon, 154.
 geranoides (Anomalopteryx), 434.
 geranoides (Palapteryx), 434.
 Geronticus, 286.
 gigantea (Ossifraga), 316.
 gigantea (Procellaria), 316.
 giganteus (Dinornis), 424, 425.
 gigas (Alcedo), 180.
 gigas (Dacelo), 174, 180.
 gigas (Turacus), 163.
 githaginea (Bycanetes), 52.
 githaginea (Erythrospiza), 52.
 githaginea (Fringilla), 52.
 glacialis (Anas), 307.
 glacialis (Colymbus), 387.
 glacialis (Fulmarus), 318.
 glacialis (Harelda), 307.
 glacialis (Procellaria), 317, 318.
 glacialis (Thalassoica), 317.
 glandarius (Coccytes), 165, 166.
 glandarius (Corvus), 14.
 glandarius (Cuculus), 165.
 glandarius (Garrulus), 14.
 Glareola, 341.
 glareola (Totanus), 359.
 glareola (Tringa), 359.
 Glaucidium, 234.
 glaucion (Anas), 310.
 glaucion (Clangula), 310.
 glaucus (Larus), 334.
 Glossiptila, 43.
 Glossopsittacus, 242.
 Glossy Ibis, 287.
 Glossy Starling, Purple-headed, 25.
 Glyciptila, 71.
 Godwit, Bar-tailed, 360.
 Godwit, Black-tailed, 360.
 Godwit, Siberian Bar-tailed, 360.
 goensis (Parra), 347.
 Golderest, 79.
 Golden-eye, American, 310.
 Golden-eye, Common, 310.
- Golden Pheasant, 392.
 Goldfinch, 50.
 Goosander, 311.
 Goose, Antarctic Brent, 293.
 Goose, Bean, 291.
 Goose, Cereopsis, 291.
 Goose, Chinese, 292.
 Goose, Domestic, 292.
 Goose, Egyptian, 294.
 Goose, Grey-lag, 291.
 Goose, Magellanic, 293.
 Goose, New-Zealand, 290.
 Goose, Sandwich-Island, 293.
 Goose, Semipalmated, 289.
 Goose, Solan, 264.
 Goose, Spur-winged, 290.
 Goshawk, 211.
 Goshawk, Banded, 212.
 Goshawk, Crested, 211.
 Goshawk, Indian Banded, 211.
 Goshawk, White, 212.
 gouldi (Heteralocha), 25.
 gouldi (Neomorpha), 25.
 gouldiae (Amadina), 40.
 gouldiae (Pocphila), 40.
 Goura, 158.
 govinda (Milvus), 222.
 gracilis (Dinornis), 427.
 graculina (Strepera), 82.
 graculinus (Corvus), 82.
 Graculus, 15.
 graculus (Corvus), 15.
 graculus (Fregilus), 15.
 graculus (Graculus), 15.
 graculus (Pelecanus), 267.
 graculus (Phalacrocorax), 267.
 grallarius (Charadrius), 342.
 grallarius (Edicnemus), 342.
 Grallina, 102.
 gramineus (Megadurus), 99.
 gramineus (Sphæceus), 99.
 gramineus (Asio), 235.
 gramineus (Ephialtes), 235.
 grandis (Ectectus), 253.
 grandis (Psittacus), 253.
 Grass-bird, Little, 99.
 Grasshopper-Sparrow, 59.
 Grass-Owl, African, 238.

- Grass-Parrakeet, Blue-banded, 260.
 Grass - Parrakeet, Bourke's, 260.
 Grass-Parrakeet, Chestnut-shouldered, 259.
 Grass-Parrakeet, Warbling, 261.
 Graucalus, 107.
 gravipes (Emeus), 434.
 gravis (Dinornis), 434.
 Grebe, Great Crested, 389.
 Grebe, Least American, 389.
 Grebe, Little, 390.
 Grebe, Pied-billed, 390.
 Grebe, Red-necked, 390.
 Greenfinch, 47.
 Greenshank, 359.
 greeyi (Penelope), 409.
 Grey Creeper, Spotted, 67.
 Grey Wagtail, 63.
 griseigena (Colymbus), 389.
 griseigena (Podiceps), 389.
 griseigena (Podicipes), 389.
 griseogularis (Eop-altria), 86.
 griseus (Tyrannus), 121.
 grisola (Muscicapa), 109.
 Grosbeak, Black, 48.
 Grosbeak, March's, 48.
 Grosbeak, Rose-breasted, 47.
 Grosbeak, Spotted-winged, 47.
 Grosbeak, White-throated, 48.
 Grosbeak, Yellow-backed, 48.
 Ground-Cuckoo, Mexican, 172.
 Ground-Dove, Graceful, 151.
 Ground-Dove, Passerine, 153.
 Ground-Hornbill, Abyssinian, 195.
 Ground-Thrush, Brown, 104.
 Ground-Thrush, Orange-headed, 89.
 Ground-Thrush, South-Australian, 89.
 Ground-Thrush, Spine-tailed, 101.
 Ground-Thrush, Spotted, 102.
 Ground-Thrush, White-throated, 89.
 Grouse, Black, 399.
 Grouse, Red, 399.
 Grouse, Ruffed, 401.
 Grus, 363.
 grylle (Colymbus), 329.
 grylle (Uria), 329.
 Guan, Greey's, 409.
 Guan, Little, 411.
 Guan, Marail, 409.
 Guan, Piping, 410.
 Guan, Red-breasted, 409.
 Guan, Rufous-vented, 409.
 Guan, White-eyebrowed, 408.
 Guara, 287.
 Guillemot, Black, 329.
 Guillemot, Brünnich's, 328.
 Guillemot, Ringed, 328.
 Guillemot, Common, 328.
 guinea (Columba), 149.
 Guinea-fowl, Common, 406.
 Guinea-fowl, Crested, 406.
 Gull, Black-headed, 336.
 Gull, Common, 335.
 Gull, Glaucous, 334.
 Gull, Greater Black-backed, 333.
 Gull, Herring, 334.
 Gull, Lesser Black-backed, 335.
 Gull, Pacific, 335.
 Gull, Silver, 336.
 Gull, Temminck's, 335.
 guttacristatus (Picus), 136.
 guttata (Chlamydera), 19.
 guttata (Chlamydodera), 19.
 guttata (Estrilda), 37.
 guttata (Loxia), 37.
 guttata (Steganopleura), 37.
 guttaticristatus (Chrysolaptes), 136.
 gutturalis (Falcunculus), 84.
 gutturalis (Oreoica), 84.
 gutturalis (Pachycephala), 85.
 gutturalis (Turdus), 85.
 Gygis, 339.
 Gymnocrex, 382.
 Gypaëtus, 215.
 Gypohierax, 220.
 Gyps, 206.
 habroptilus (Stringops), 262.
 Hadrostromus, 122.
 hæmacephala (Bucco), 139.
 hæmacephala (Xantholæma), 139, 140.
 Hæmatopus, 349.
 hæmaturopygia (Cacatua), 244.
 hæmaturopygia (Psittacus), 244.
 Haleyon, 178.
 Haliaëtus, 218.
 haliaëtus (Falco), 229.
 haliaëtus (Pandion), 229.
 Haliastur, 221.
 Hammer-head, 280.
 Hang-nest, Brazilian, 34.
 Hang-nest, Jet black, 33.
 Hang-nest, Yellow, 31.
 hardwickii (Chloropsis), 105.
 hardwickii (Lyngipicus), 135.
 hardwickii (Picus), 135.
 Harelda, 306, 307.
 Harrier, Australian, 210.
 Harrier, Hen, 209.
 Harrier, Marsh, 210.
 Harrier, Montagu's, 210.
 Hawfinch, 46.
 Hawk, Berigora, 227.
 Hawk-Owl, Boobook, 232.
 Hawk-Owl, Large, 233.
 Hawk-Owl, New Zealand, 233.
 Hawk, Pigeon, 226.
 hectori (Megalapteryx), 428.
 Hedge-Sparrow, 98.
 Hedyceles, 47.
 heliaca (Aquila), 216.
 Helotarsus, 218.
 helvetica (Squatarola), 345.
 helvetica (Tringa), 345.
 helveticus (Charadrius), 345.
 Hemipode, Spotted, 368.
 Hemipode, Swift-flying, 368.
 Hemipode, Varied, 369.
 herodias (Ardea), 275.
 Heron, Black-crowned Night, 277.

- Heron, Buff-backed, 276.
 Heron, Common, 373.
 Heron, Eastern Reef, 275.
 Heron, Great Blue, 275.
 Heron, Great White, 274.
 Heron, Green, 277.
 Heron, Nankeen Night, 277.
 Heron, Purple, 373.
 Herring-Gull, 334.
 Hesperornis, 385.
 Heteralocha, 25.
 hiaticula (Charadrius), 346.
 hiaticula (Ægialitis), 346.
 Hieracidea, 227.
 Hierofalco, 227.
 hillii (Mimus), 96.
 Hill-Tit, Red-billed, 99.
 himalayensis (Dendro-
 citta), 14.
 Himantopus, 351, 352.
 himantopus (Chara-
 drius), 352.
 Hirundo, 115.
 hirundo (Sterna), 337.
 Hoatzin, 374.
 Hobby, 225.
 hodgsoni (Cyanops),
 139.
 hodgsoni (Megalaema),
 139.
 holosericeus (Ptilono-
 rhynchus), 18.
 Honey-eater, Black, 74.
 Honey-eater, Black-
 headed, 75.
 Honey-eater, Blood-red,
 74.
 Honey-eater, Blue-faced,
 75.
 Honey-eater, Fulvous-
 fronted, 71.
 Honey-eater, Fuscons,
 72.
 Honey-eater, Garrulous,
 76.
 Honey-eater, Graceful,
 72.
 Honey-eater, Least, 71.
 Honey-eater, Long-billed,
 70.
 Honey-eater, Lunulated,
 73.
 Honey-eater, New-Hol-
 land, 69.
 Honey-eater, Strong-
 billed, 75.
 Honey-eater, Tasmanian,
 70.
 Honey-eater, Warty-
 faced, 72.
 Honey-eater, Wattled,
 73.
 Honey-eater, White-
 browed, 74.
 Honey-eater, White-
 checked, 70.
 Honey-eater, Yellow-
 throated, 71.
 Honey-Guide, Little,
 137.
 honorata (Eudynamis),
 169.
 honoratus (Cuculus), 169.
 Hoopoe, 113.
 Hoplopterus, 348.
 Hornbill, 197.
 Hornbill, Abyssinian
 Ground, 195.
 Hornbill, Black-and-
 White-tailed, 201.
 Hornbill, Crowned, 198.
 Hornbill, Flat-easqued,
 197.
 Hornbill, Gingi, 200.
 Hornbill, Helmeted, 197.
 Hornbill, Javan Rhino-
 ceros, 196.
 Hornbill, Papuan
 Wreathed, 200.
 Hornbill, Rhinoceros,
 196.
 Hornbill, Sharpe's, 199.
 Hornbill, Temminck's
 Pied, 198.
 Hornbill, Yellow-easqued
 Black, 199.
 Horned Lark, Prairie,
 60.
 horsfieldi (Mirafra), 62.
 Horsfield's Bush-Lark,
 62.
 hortensis (Motacilla), 87.
 hortensis (Sylvia), 87.
 hortulana (Emberiza), 58.
 hortulanus (Serinus), 54.
 hottentotta (Chibia), 27.
 hottentottus (Corvus), 27,
 28.
 Huia, 25.
 humeralis (Agelaius), 32.
 humeralis (Columba),
 151.
 humeralis (Geopelia),
 151.
 humeralis (Leistes), 32.
 humeralis (Podargus),
 189.
 Humming-bird, Long-
 tailed, 127.
 Humming-bird, Mango,
 127.
 Humming-bird, Ruby-
 throated, 129.
 Hydrochelidon, 339.
 Hydrocorax, 197.
 hydrocorax (Buceros),
 197.
 hydrocorax (Hydro-
 corax), 197.
 Pyetornis, 171.
 Hylactes, 123.
 hyperborea (Tringa),
 352.
 hyperboreus (Phala-
 ropus), 352.
 Hypochaera, 38.
 hypogaea (Speotyto), 229.
 hypoleucus (Totanus),
 358.
 hypoleucus (Tringa), 358.
 hypopolius (Nestor), 239.
 hypopolius (Psittacus),
 239.
 Ibis, 286.
 Ibis, Australian Sacred,
 286.
 Ibis, Glossy, 287.
 ibis (Pseudotantalus),
 285.
 Ibis, Scarlet, 287.
 Ibis, Straw-necked, 286.
 ibis (Tantalus), 285.
 Ibycter, 209.
 ietera (Fringilla), 55.
 ieterotis (Platycreus),
 258.
 ieterotis (Psittacus), 258.
 Ieterus, 34.
 ieterus (Serinus), 55.
 ietinus (Milvus), 221.
 ignavus (Bubo), 230.
 igneus (Falcinellus),
 287.
 iliacus (Turdus), 90.
 impennis (Alca), 326.
 impennis (Plautus), 326.
 impeyanus (Lopho-
 phorus), 393.
 impeyanus (Phasianus),
 393.
 Indian Field-Wagtail,
 63.
 indica (Chalcophaps),
 155, 156.
 indica (Columba), 155.
 indica (Tringa), 347.
 Indicator, 137.
 indicus (Coracias), 192.
 indicus (Lobivanellus),
 347.
 indus (Falco), 221.
 indus (Haliastur), 22.

- ineptus (Didus), 159, 160.
 ingens (Dinornis), 424.
 inornata (Columba), 149, 150.
 intermedia (Gracula), 23.
 intermedius (Eulabes), 23.
 intermedius (Mainatus), 23.
 interpres (Charadrius), 349.
 interpres (Strepsilas), 349.
 interpres (Tringa), 349.
 islandus (Falco), 227.
 islandus (Microfalco), 227.
 ispida (Alcedo), 175, 176.
 ispidoides (Alcedo), 175.
 Iyngipicus, 135.
 lynx, 136.
- Jabiru, African, 283.
 Jabiru, Australian, 282.
 Jacana, Australian, 343.
 Jacana, Brazilian, 343.
 jacana (Parra), 343.
 Jack Snipe, 354.
 Jaekdaw, Common, 9.
 jamacai (Icterus), 34.
 jamacai (Oriolus), 34.
 Jamaica Thrush, 92.
 jamaicensis (Caprimulgus), 185.
 jamaicensis (Columba), 154.
 jamaicensis (Corvus), 11.
 jamaicensis (Engyptila), 154.
 jamaicensis (Leptoptila), 154.
 jamaicensis (Microcorax), 11.
 jamaicensis (Nyctibius), 185.
 jamaicensis (Turdus), 92.
 jamesonii (Bruchigavia), 336.
 jamesonii (Larus), 336.
 javanensis (Ketupa), 230.
 javanica (Anas), 297.
 javanica (Dendrocygna), 297.
 javanicus (Psittacus), 254.
 Jay, Blue, 15.
 Jay, Common, 14.
 Jay, Himalayan, 15.
 jendaya, Conurus, 249.
 jendaya (Psittacus), 249.
 jubatus (Rhinocetus), 367.
- jugger (Falco), 225, 226.
 Jungle-fowl, Sonnerat's, 395.
 Kagu, 367.
 Ka-Ka, Mountain, 239.
 Ka-Ka Parrot, 239.
 kamtschatkensis (Calliope), 93.
 Kestrel, Australian, 228.
 Kestrel, Common, 227.
 Kestrel, North-American, 228.
 Ketupa, 230.
 Kingfisher, Amazon Green, 178.
 Kingfisher, Azure, 176.
 Kingfisher, Belted, 177.
 Kingfisher, Common, 175.
 Kingfisher, Great African, 177.
 Kingfisher, Laughing, 180.
 Kingfisher, Little Indian, 176.
 Kingfisher, Macleay's, 179.
 Kingfisher, Pied, 177.
 Kingfisher Sacred, 180.
 Kingfisher, Solitary, 178.
 Kingfisher, White-and-Green, 179.
 Kingfisher, White-breasted, 178.
 Kingfisher, White-collared, 179.
 Kite, Black-shouldered, 223.
 Kite, Black-winged, 223.
 Kite, Brahminy, 221.
 Kite, Common, 221.
 Kite, Egyptian, 222.
 Kite, Indian, 222.
 Kite, Large Indian, 222.
 Kite, Swallow-tailed, 221.
 Kite, Whistling, 221.
 Kittiwake, 336.
 Kittiwake, Common, 336.
 Kittiwake, Red-legged, 337.
 Kiwi, Little Grey, 416.
 Kiwi, South-Island, 416.
 Knot, 356.
 Knot, Japanese, 356.
 Koel, Australian, 168.
 Koel, Indian, 169.
- lafresnayanus (Ocydromus), 380.
 Lagopus, 399.
 lagopus (Archibuteo) 215.
 lagopus (Falco), 215.
 Lamproornis, 127.
 Lamprocolius, 25.
 Land-Rail, 383.
 Lanius, 80.
 lapponica (Limosa), 360.
 lapponica (Scelopax), 360.
 Lapwing, Australian Waddled, 347.
 Lapwing, Black-breasted, 347.
 Lapwing, Common, 348.
 Lapwing, Red-waddled, 347.
 Lark, Cressel, 62.
 Lark, Prairie Horned, 60.
 Lark, Wood, 61.
 Larus, 333.
 larvata (Fringilla), 60.
 larvata (Paroaria), 60.
 lathamii (Alectura), 412.
 lathamii (Talegallus), 412.
 Lathamus, 261.
 latirostris (Alseonax), 110.
 latirostris (Musciapax), 110.
 Laughing-Thrush, Black-gorgeted, 104.
 Laughing-Thrush, Himalayan White-crested, 103.
 leachii (Calyptorhynchus), 243.
 leachii (Psittacus), 243.
 leadbeateri (Cacatua), 245.
 leadbeateri (Plectolophus), 245.
 leggii (Petroeca), 110.
 lentiginosa (Ardea), 278.
 lentiginosus (Botaurus), 278.
 Leptoptila, 154.
 Leptoptilus, 281.
 lessoni (Momotus), 181.
 Lestris, 332.
 leucocephala (Columba), 149.
 leucocephala (Falco), 219.
 leucocephalus (Haliaeetus), 219.
 leucocephalus (Himantopus), 351.
 leucogaster (Artamus), 27.
 leucogaster (Falco), 219.
 leucogaster (Falcunculus), 79.

- leucogaster (Haliaeetus), 219, 220.
 leucolophus (Corvus), 103.
 leucolophus (Garrulax), 103.
 leuconota (Gymnorhina), 82.
 leucophaea (Certhia), 69.
 leucophaea (Climacteris), 69.
 leucoptera (Columba), 153.
 leucoptera (Melopelia), 153.
 leucopterus (Corcorax), 16.
 leucopteryx (Icterus), 34.
 leucopteryx (Psarocolius), 34.
 leucorodia (Platalea), 284.
 leucorrhoea (Cymochorea), 321.
 leucorrhoea (Procellaria), 321.
 leucorypha (Aquila), 220.
 leucoryphus (Haliastur), 220.
 Leucosarcia, 157.
 leucotis (Loxia), 62.
 leucotis (Pyrrhuloxia), 62.
 Liehmera, 70.
 liehtensteini (Pterocles), 371.
 Liemietis, 246.
 Límosa, 360.
 Limpkin, South-American, 367.
 linaria (Acanthis), 51.
 linaria (Fringilla), 51.
 lineatus (Buteo), 214.
 lineatus (Euplocamus), 394.
 lineatus (Falco), 214.
 lineatus (Phasianus), 394.
 Linnet, Common, 51.
 Liothrix, 99.
 Lípoa, 413.
 Lithornis, 202.
 livia (Columba), 148.
 lobata (Anas), 309.
 lobata (Bizura), 309.
 lobata (Tringa), 347.
 lobatus (Lobivanellus), 347.
 Lobivanellus, 347.
 Lonvia, 328.
 longicauda (Orthotomus), 100.
 longicaudatus (Dicrurus), 28.
 longirostris (Meliornis), 70.
 longirostris (Meliphaga), 70.
 longirostris (Numenius), 361.
 longirostris (Rallus), 382.
 Lophoceros, 217.
 Lopholaimus, 146.
 Lophophanes, 77.
 Lophophorus, 393.
 lophotes (Columba), 155.
 lophotes (Ocyphaps), 155.
 Lorikeet, Blue-bellied, 241.
 Lorikeet, Musky, 242.
 Lorikeet, Porphyry-crowned, 242.
 Lorikeet, Sealy-breasted, 241.
 Lorikeet, Swift, 261.
 Lorius, 240.
 Lory, Cardinal, 240.
 Lory, Chattering, 240.
 Lory, Ground, 253.
 Lory, Green-tailed, 241.
 Lory, Sanghir, 240.
 lory (Lorius), 240.
 Love-bird, West-African, 257.
 Loxia, 56.
 Loxigilla, 48.
 ludoviciana (Loxia), 47.
 ludoviciana (Hedymeles), 47.
 lugubris (Campoplagia), 109.
 lugubris (Ceblepyris), 108.
 lugubris (Motacilla), 63.
 Lullula, 61.
 lunulata (Anellobia), 73.
 lunulata (Anthochaera), 73.
 lunulata (Geocichla), 89.
 lunulata (Oreocichla), 89.
 lunulatus (Turdus), 89.
 luscini (Erythracus), 92.
 luscini (Motacilla), 92.
 luscini (Philomela), 92.
 lutea (Liothrix), 99.
 lutea (Sylvia), 99.
 Lyre-bird, 117.
 Macaw, Blue-and-Yellow, 247.
 Macaw, Illiger's, 248.
 maci (Picus), 135.
 Machetes, 357.
 maëii (Dendrocopus), 135.
 maëii (Graucalus), 138.
 macleayi (Halcyon), 179.
 Macropteryx, 181.
 Macropteryx, 152.
 macrorhynchus (Cymorhynchus), 125.
 macrorhynchus (Todus), 125.
 maculatus (Eurostopodus), 188.
 maculatus (Turdus), 358.
 madagascariensis (Psittacula), 257.
 magellanica (Anas), 293.
 magellanica (Aptenodytes), 322.
 magellanica (Chlorophaga), 293.
 magellanica (Pelicanus), 257.
 magellanicus (Phalacrocorax), 257.
 magellanicus (Spheniscus), 322.
 magna (Sturnella), 33.
 magnifica (Columba), 144.
 magnifica (Megaloprepia), 144, 146.
 magnirostris (Lanius), 81.
 Magpie, Common, 13.
 Magpie, Green, 14.
 maja (Loxia), 39.
 maja (Munia), 39.
 Majaqueus, 317.
 major (Carduelis), 50.
 major (Dendrocopus), 134.
 major (Picus), 134.
 major (Nothura), 444.
 major (Parus), 76.
 malachura (Muscicapa), 100.
 malachurus (Stipiturus), 100.
 Malacorhynchus, 304.
 maleo (Microcephalon), 413.
 maleo (Megacephalum), 412, 413.
 Mallard, 299.
 Mallard, Black, 300.
 Malurus, 114.
 mango (Lampornis), 127.
 mango (Trochilus), 127.
 Mangrove-Bittern, Yellow-necked, 276.
 mantchuricum (Cossopilon), 393.

- mantelli (Notornis), 377.
 Manucodia, 16.
 Marabou, 282.
 maracana (Ara), 248.
 maracana (Psittacus), 248.
 marail (Penelope), 409.
 marchii (Phonipara), 48.
 Mareca, 302.
 marila (Anas), 305.
 marila (Fulix), 305.
 marinus (Larus), 233.
 maritima (Tringa), 357.
 Marsh-Starling, Cuban, 32.
 Martin, Common, 115.
 maxillaris (Sphecotheres), 30.
 maxillaris (Turdus), 30.
 maxima (Alcedo), 177.
 maxima (Ceryle), 177.
 maxima (Sterna), 338.
 maximus (Æpyornis), 423.
 maximus (Dinornis), 425, 426.
 Meadow-Lark, Western, 33.
 Meadow Pipit, 64.
 Megacephalum, 412.
 megala (Gallinago), 355.
 Megalapteryx, 428.
 Megaloprepia, 144.
 Megalurus, 99.
 Megapode, Australian, 413.
 Megapodius, 413.
 megapodius (Hylactes), 123.
 megapodius (Pteroptochus), 123.
 Megarhynchus, 119.
 megarhynchus (Dicanostreptus), 29.
 megarhynchus (Edolius), 29.
 Melanerpes, 133.
 melanocephala (Caica), 252.
 melanocephala (Habia), 46.
 melanocephala (Columba), 146.
 melanocephala (Melithreptus), 75.
 melanocephalus (Oriolus), 29, 30.
 melanocephalus (Psittacus), 252.
 melanocephalus (Ptilopus), 146.
 melanocephalus (Trogon), 162.
 melanogaster (Plotus), 268.
 melanogenys (Falco), 225.
 melanoleuca (Anas), 289.
 melanoleuca (Columba), 157.
 melanoleuca (Pauuytila), 114.
 melanolenus (Anseranas), 289, 290.
 melanoleucus (Cypselus), 184.
 melanonotus (Porphyrio), 376.
 melanope (Motacilla), 63.
 melanophrys (Diomedea), 315.
 melanops (Corvus), 107.
 melanops (Graucalus), 107.
 melanopterus (Himantopus), 352.
 melanoopus (Ardea), 374.
 melanopus (Herodias), 274.
 melanorhamphus (Coracias), 16.
 melanoschista (Campophaga), 108.
 melanoschistus (Volvocivora), 108.
 melanotis (Milvus), 222.
 melanotus (Porphyrio), 376.
 melanoxantha (Meleagris), 396.
 melanoxanthus (Coccothraustes), 47.
 melanoxanthus (Mycrobas), 47.
 melanura (Palæornis), 255.
 melanura (Polytelis), 255.
 Meleagris, 406.
 meleagris (Numida), 406.
 melinus (Sericulus), 20.
 melinus (Turdus), 20.
 Meliornis, 69.
 Melithreptus, 75.
 Melopelia, 153.
 Melopsittacus, 261.
 membranacea (Anas), 304.
 membranaceus (Malacorrhynchus), 304.
 menstruus (Pionus), 251.
 menstruus (Psittacus), 251.
 mentalis (Graucalus), 108.
 Menura, 116.
 menzbieri (Sturnus), 22.
 merganser (Mergus), 311.
 Merganser, Red-breasted, 311.
 Mergulus, 329.
 Mergus, 311.
 meridionalis (Nestor), 239.
 Merlin, 226.
 Merops, 194.
 Merula, 92.
 merula (Merula), 92.
 merula (Turdus), 92.
 mexicanus (Cinclus), 97.
 mexicanus (Trogon), 162.
 Microcorax, 11.
 Microca, 110.
 Microhierax, 224.
 migratoria (Columba), 150.
 migratorius (Ectopistes), 150.
 migratorius (Turdus), 91.
 Miliaria, 58.
 miliaria (Emberiza), 58.
 miliaria (Miliaria), 58.
 Milvulus, 121.
 Milvus, 221.
 milvus (Falco), 221.
 milvus (Milvus), 221, 222.
 Mimeta, 30.
 Minus, 96.
 minor (Aptenodytes), 324.
 minor (Chionis), 340.
 minor (Eudyptila), 324.
 minor (Fregata), 271.
 minor (Indicator), 137.
 minor (Lanius), 80.
 minor (Paradisca), 18.
 minor (Pelecanus), 271.
 minor (Philohela), 353.
 minor (Scolopax), 353.
 minuta (Ardea), 275.
 minuta (Ardetta), 275, 276.
 minutus (Botaurus), 275.
 minutus (Numenius), 361.
 Mirafra, 62.
 Miro, 113.
 Missel-Thrush, 91.
 mitrata (Numida), 406.
 Mitua, 410.
 Mniotilta, 66.
 Moa, 424.
 Moa, Casuarine, 428.
 Moa, Crane-like, 434.

- Moa, Didine, 432.
 Moa, Dwarf, 433.
 Moa, Elephant-footed, 436.
 Moa, Emu-like, 430.
 Moa, Heavy-footed, 434.
 Moa, Hector's, 428.
 Moa, Ostrich-like, 427.
 Moa, South-Island, 425.
 Moa, Stout, 435.
 Mocking-bird, Hill's, 96.
 Mocking-bird, Jamaican, 96.
 modularis (Accentor), 98.
 modularis (Motacilla), 98.
 mollis (Estrelata), 319.
 mollis (Procellaria), 219.
 mollissima (Anas), 307.
 mollissima (Somateria), 307.
 Molly Mawk, 315.
 Molothrus, 32.
 Molpastes, 106.
 Momotus, 181.
 monachus (Vultur), 206.
 Monaul, 393.
 monedula (Colinus), 9.
 monedula (Corvus), 9.
 montana (Columba), 154.
 montana (Fringilla), 53.
 montana (Geotrygon), 154.
 montana (Passer), 53.
 monticolus (Caprimulgus), 186.
 montifringilla (Fringilla), 50.
 Mooruk, 438.
 mortieri (Tribonyx), 379.
 mosehata (Anas), 298.
 mosehata (Cairina), 298.
 Motacilla, 63.
 motacilla (Seiurus), 65.
 motacilla (Turdus), 65.
 motacilloides (Saulo-poeta), 114.
 Motmot, Eyebrowed, 181.
 Motmot, Lesson's, 181.
 motmot (Ortalis), 411.
 motmot (Ortalis), 411.
 motmot (Phasianus), 411.
 multicolor (Petroica), 110.
 multicolor (Psephotus), 259.
 multicolor (Psittacus), 241, 259.
 multicolor (Trichoglossus), 241.
 Munia, 39.
 Muscicapa, 109.
 musicus (Turdus), 91.
 Musk-Duck, 309.
 Musophaga, 164.
 mutus (Lagopus), 400.
 mutus (Tetrao), 400.
 Mycerobas, 47.
 Mycateria, 282.
 Myiadectes, 95.
 Myiagra, 114.
 Myiarchus, 120.
 Myna, Common, 24.
 Myna, Black-headed, 24.
 Myzantha, 76.
 Myzomela, 74.
 nævia (Ardea), 277.
 nævius (Nycticorax), 277, 278.
 nana (Acanthiza), 88.
 nana (Psittacara), 249.
 nana (Pyrrhula), 36.
 nana (Spermestes), 36.
 nanus (Conurus), 249.
 Nasiterna, 247.
 naso (Calyptorhynchus), 243.
 nebulosa (Strix), 236.
 nebulosum (Syrnium), 236.
 neglecta (Sturnella), 33.
 Neochmia, 41.
 Neophron, 208.
 Nesopsar, 33.
 Nestor, 239.
 newtoni (Cerchneis), 227.
 nicobarica (Cacenas), 158.
 nicobarica (Columba), 158.
 niger (Hadrostomus), 122.
 niger (Lanius), 122.
 nigerrimus (Icterus), 33.
 nigerrimus (Nesopsar), 33.
 Night-Hawk, Jamaica, 185.
 Night-Heron, Black-crowned, 277.
 Night-Heron, Nankeen, 277.
 Nightingale, 92.
 Nightjar, Common, 186.
 Nightjar, Franklin's, 186.
 Nightjar, Owlet, 188.
 Nightjar, Texan, 187.
 Nightjar, White-necked, 187.
 Nightjar, White-throated, 188.
 nigra (Anas), 308.
 nigra (Hydrochelidon), 339.
 nigra (Myzomela), 74.
 nigra (Edemia), 308.
 nigra (Ortygometra), 383.
 nigra (Sterna), 339.
 nigricephala (Spindalis), 45.
 nigricephala (Tanagra), 45.
 nigricollis (Colinus), 174.
 nigrifrons (Ægialitis), 345.
 nigrifrons (Charadrius), 346.
 nigrifumosa (Upucerthia), 123.
 nigrifumosa (Cinclodes), 123.
 nigrigularis (Cracticus), 83.
 nigrogularis (Vanga), 82.
 Ninox, 232.
 nipalensis (Bubo), 231.
 Nisætus, 217.
 nisus (Accipiter), 212.
 nisus (Falco), 212.
 nivalis (Emberiza), 58.
 nivalis (Plectrophanes), 58.
 nivalis (Plectrophenax), 58.
 noctua (Carine), 232.
 noctua (Strix), 232.
 Noddy, 339.
 notabilis (Nestor), 239.
 Notornis, 377.
 novæ-hollandiæ (Egotheles), 188.
 novæ-hollandiæ (Astur), 212.
 novæ-hollandiæ (Calopsittacus), 246.
 novæ-hollandiæ (Caprimulgus), 188.
 novæ-hollandiæ (Cereopsis), 291.
 novæ-hollandiæ (Certhia), 69, 70.
 novæ-hollandiæ (Cnemidornis), 437.
 novæ-hollandiæ (Dromas), 437, 438.
 novæ-hollandiæ (Falco), 212.
 novæ-hollandiæ (Meliornis), 69.
 novæ-hollandiæ (Plotus), 268.

- novæ-hollandiæ (Psittacus), 246.
 novæ-hollandiæ (Seythrops), 169.
 novæ-zealandiæ (Cyanorhampus), 260.
 novæ-zealandiæ (Dinornis), 424, 427.
 novæ-zealandiæ (Merops), 76.
 novæ-zealandiæ (Ninox), 233.
 novæ-zealandiæ (Platycereus), 260.
 novæ-zealandiæ (Prothemadera), 76.
 novæ-zealandiæ (Psittacus), 260.
 novæ-zealandiæ (Strix), 233.
 Nucifraga, 12.
 nudicollis (Ampelis), 122.
 nudicollis (Chasmorhynchus), 122.
 Numenius, 361.
 Numida, 406.
 Nutcracker, 12.
 Nuthatch, Black-capped, 68.
 Nuthatch, Common, 68.
 Nuthatch, Orange-winged, 68.
 Nyctala, 236.
 nyctemerus (Euplocamus), 394.
 nyctemerus (Phasianus), 394.
 Nycticorax, 277.
 Nyctibius, 185, 186.
 Nyctidromus, 187.
 Nyroca, 306.
 obscura (Anas), 300.
 occipitalis (Falco), 217.
 occipitalis (Geemus), 132.
 occipitalis (Lophoæctus), 217.
 occipitalis (Picus), 132.
 ocellata (Lipoa), 413.
 onnocephala (Chrysotis), 201.
 ochrocephalus (Psittacus), 251.
 Ocydromus, 380.
 Oryphaps, 155.
 Odontopteryx, 272.
 Œdemia, 308.
 Œdicnemus, 342.
 œdicnemus (Charadrius), 342.
 œdicnemus (Œdicnemus), 342.
 Œna, 150.
 œnanthe (Motacilla), 94.
 œnanthe (Saxicola), 94.
 œnas (Columba), 147, 148.
 Œstrelata, 319.
 Oil-bird, 191.
 olivaceus (Pachycephala), 85.
 olor (Anas), 295.
 olor (Cygnus), 295.
 onocrotalus (Pelecanus), 269, 270.
 Opisthocornidæ, 374.
 Oreocichla, 89.
 Oreocica, 84.
 Orophasis, 411.
 Oreophilus, 343.
 organicum (Gymnorhina), 82.
 orientalis (Eurystomus), 192.
 orientalis (Falco), 227.
 orientalis (Hiracidea), 227.
 Origma, 101.
 Oriole, Bare-faced, 39.
 Oriole, Indian Black-headed, 29.
 Oriols, 29.
 ornata (Ptilotis), 72.
 ornata (Tanagra), 44.
 ornatus (Merops), 194.
 orpheus (Mimus), 96.
 orpheus (Turdus), 96.
 Orfalis, 411.
 Orthonyx, 101.
 Ortolan Bunting, 58.
 Ortygometra, 383.
 Ortyx, 405.
 oryx (Eumeliza), 35.
 oryx (Frymelana), 35.
 oryzivora (Loxia), 39.
 oryzivora (Munia), 39.
 oryzivora (Padda), 39.
 Osprey, 229.
 Ossifraga, 316.
 ostralegus (Hematopus), 349.
 Ostrich, 420, 422.
 otidiformis (Aptornis), 381.
 otidiformis (Dinornis), 381.
 Otis, 371.
 Otocorys, 60.
 otus (Asio), 234.
 otus (Strix), 234.
 oweni (Apteryx), 416.
 Owl, Acadian, 237.
 Owl, Barred, 236.
 Owl, Boobook, 232.
 Owl, Dusky-horned, 231.
 Owl, Great Horned, 230.
 Owl, Hodgson's Eagle, 231.
 Owl, Jamaican Eared, 235.
 Owl, Little, 232.
 Owl, Long-eared, 234.
 Owl-Parrot, 262.
 Owl, Rock Horned, 231.
 Owl, Short-eared, 235.
 Owl, Tawny, 236.
 Owl, Tengmalm's, 236.
 Owl, Virginian Horned, 231.
 Owlet, Barred, 234.
 Owlet, Jungle, 234.
 Owlet, New-Ireland, 233.
 Owlet, Spotted, 232.
 Oystercatcher, American, 350.
 Oystercatcher, Common, 349.
 Oystercatcher, Sooty, 350.
 Pachycephala, 85.
 Pachyornis, 436.
 pacificus (Larus), 335.
 pacificus (Pareudiastes), 379.
 pagodarum (Temenuchus), 24.
 pagodarum (Turdus), 24.
 Painted Snipe, African, 375.
 Painted Snipe, Australian, 355.
 Palæornis, 253.
 Palamedea, 312.
 palliatus (Hematopus), 350.
 pallida (Columba), 167.
 pallidus (Blacicus), 120.
 pallidus (Cuculus), 167.
 pallidus (Myiobius), 120.
 palumbarius (Astur), 211.
 palumbarius (Falco), 211.
 Pandion, 229.
 Panyptila, 184.
 Panurus, 78.
 papa (Cathartes), 202.
 papa (Vultur), 202.
 Paradise-Flycatcher, Pied, 115.
 Paradisea, 18.
 paradisea (Anthropoides), 365.
 paradisea (Ardea), 365.
 paradisea (Eumeliza), 35.
 paradisea (Grus), 365.
 paradisea (Steganura), 35.
 paradisea (Tetrapteryx), 365.
 paradisi (Muscapa), 115.

- paradisi (Terpsiphone), 115.
 paradoxa (Tetrao), 370.
 paradoxa (Syrphaptes), 270.
 Paraque, White-necked, 187.
 Pardalotus, 69.
 Pareudiastes, 379.
 Paroaria, 59.
 Parra, 343.
 Parrakeet, Adelaide, 258.
 Parrakeet, Barraband's, 255.
 Parrakeet, Bauer's, 259.
 Parrakeet, Black-tailed, 255.
 Parrakeet, Cockatoo, 246.
 Parrakeet, Eastern Rose-headed, 254.
 Parrakeet, Ground, 262.
 Parrakeet, King, 255.
 Parrakeet, Many-coloured, 259.
 Parrakeet, Masked, 256.
 Parrakeet, Pennant's, 257.
 Parrakeet, Pigmy Spine-tailed, 247.
 Parrakeet, Red-breasted, 254.
 Parrakeet, Red-fronted, 260.
 Parrakeet, Red-winged, 256.
 Parrakeet, Ring-necked, 253.
 Parrakeet, Rose-banded, 254.
 Parrakeet, Rose-hill, 258.
 Parrakeet, Shining, 256.
 Parrakeet, Yellow-billed, 258.
 Parrakeet, Yellow-eared, 258.
 Parrakeet, Yellow-winged, 249.
 Parrot Auk, 331.
 Parrot, Grey, 252.
 Parrot, Ka-Ka, 239.
 Parrot, Owl, 262.
 Parson-bird, 76.
 Partridge, Common, 401.
 Partridge, Green, 402.
 Partridge, Red-legged, 402.
 Partridge, See-See, 402.
 Parula, 66.
 Parus, 76.
 parvirostris (Grauculus), 107.
 Passer, 52.
 passerina (Chamaepelia), 153.
 passerina (Columba), 153.
 Pastor, 22.
 Pauxi, 410.
 Pavo, 398.
 pavonina (Ardea), 366.
 pavonina (Balearica), 366.
 pavonina (Grus), 366.
 Peacock-Pheasant, Common, 397.
 Peafowl, Common, 398.
 pectoralis (Charadrius), 347.
 pectoralis (Cladorhynchus), 351.
 pectoralis (Garrulax), 104.
 pectoralis (Ianthocincla), 104.
 pectoralis (Leptorhynchus), 351.
 pectoralis (Lobivanellus), 347.
 pectoralis (Pedionomus), 369.
 pelagica (Aquila), 219.
 pelagica (Procellaria), 321.
 pelagica (Thalassidroma), 321.
 pelagicus (Haliaëtus), 219.
 Pelicanus, 269.
 Pelican, Australian, 270.
 Pelican, Roseate, 269.
 Pelionetta, 308.
 Penelope, 408.
 penelope (Anas), 302.
 penelope (Marca), 302.
 Penguin, Cape, 322.
 Penguin, Emperor, 325.
 Penguin, Gentoo, 323.
 Penguin, Jackass, 322.
 Penguin, King, 325.
 Penguin, Little, 324.
 Penguin, Macaroni, 324.
 pennanti (Aptenodytes), 325.
 pennanti (Platycereus), 257.
 perenopterus (Neophron), 208.
 perenopterus (Vultur), 208.
 Perdicula, 404.
 Perdix, 401, 404.
 perdix (Perdix), 401.
 perdix (Tetrao), 401.
 persa (Cuculus), 164.
 persa (Turacus), 164.
 persicus (Cassicus), 31.
 persicus (Merops), 193, 194.
 persicus (Oriolus), 31.
 personatus (Artamus), 27.
 personatus (Coracopsis), 256.
 personatus (Ocypterus), 27.
 personatus (Platycereus), 256.
 personatus (Pyrrhulopsis), 256.
 perspicillata (Anas), 308.
 perspicillata (Pelionetta), 308.
 perspicillatus (Phalacrocorax), 256.
 pertinax (Conurus), 248.
 pertinax (Psittacus), 248.
 Petchary, Foolish, 121.
 Petchary, Grey, 121.
 Petchary, Red, 120.
 Petrel, Broad-billed Blue, 320.
 Petrel, Cape, 319.
 Petrel, Dove-like, 320.
 Petrel, Fulmar, 318.
 Petrel, Giant, 316.
 Petrel, Leach's, 321.
 Petrel, Rodgers' Fulmar, 318.
 Petrel, Short-tailed, 319.
 Petrel, Silvery-Grey, 317.
 Petrel, Soft-plumaged, 319.
 Petrel, Spectacled, 317.
 Petrel, Stormy, 321.
 Petrochelidon, 115.
 Petronia, 110.
 Petronia, 52.
 Pezophaps, 160.
 Pezoporus, 262.
 phavopus (Numenius), 361.
 phæopus (Seolopax), 361.
 Phaëton, 264.
 phaëton (Fringilla), 41.
 phaëton (Neochmia), 41.
 Phalacrocorax, 266.
 Phalarope, Grey, 352.
 Phalarope, Red-necked, 352.
 Phalaropus, 352.
 Phalaris, 330, 331.
 Phaps, 156.
 phasianella (Columba), 152.
 phasianella (Macropygia), 152.
 Phasianus, 391.

- phasianus (Centropus), 169.
 phasianus (Cuculus), 169.
 Pheasant, Argus, 397.
 Pheasant, Common, 391.
 Pheasant, Golden, 392.
 Pheasant, Hondo Copper, 392.
 Pheasant, Japanese, 391.
 Pheasant, Lineated, 394.
 Pheasant, Pallas' Eared, 393.
 Pheasant, Peacock, 397.
 Pheasant, Rufous-tailed, 394.
 Pheasant, Siamese Fire-backed, 394.
 Pheasant, Silver, 394.
 Pheasant, Wallich's, 392.
 philippensis (Hypotaenidia), 382.
 philippincensis (Rallus), 382.
 philippinus (Merops), 194.
 Philohela, 353.
 Philogænas, 157.
 phœnicea (Petroeca), 111.
 phœniceus (Agelæus), 32.
 phœniceus (Oriolus), 32.
 Phœnicopterus, 288.
 phœnicopterus (Columba), 147.
 phœnicopterus (Crocopus), 147.
 phœnicurus (Motacilla), 94.
 phœnicurus (Ruticilla), 94.
 Pholidophalus, 199.
 Phonipara, 48.
 phrygia (Xanthomyza), 72.
 phrygius (Merops), 72.
 Phylloscopus, 87.
 Pica, 13.
 pica (Corvus), 13.
 pica (Pica), 13.
 picata (Columba), 157.
 picata (Gracula), 102.
 picata (Grallina), 102.
 picata (Leucosarcia), 157.
 picata (Perdix), 403.
 picta (Thaumalea), 392.
 pictus (Francolinus), 403.
 pictus (Phasianus), 392.
 Pied Wagtail, 63.
 Pigeon, Bartlett's, 157.
 Pigeon, Bengal Green, 147.
 Pigeon, Blue-headed, 158.
 Pigeon, Bronzed-winged, 156.
 Pigeon, Brush Bronze-winged, 157.
 Pigeon, Common Crowned, 158.
 Pigeon, Crested, 155.
 Pigeon, Cuban, 149.
 Pigeon, Domestic, 148.
 Pigeon, Double-crested, 146.
 Pigeon, Green Imperial, 144.
 Pigeon-Hawk, 226.
 Pigeon, Nicobar, 158.
 Pigeon, Passenger, 150.
 Pigeon, Pheasant-tailed, 152.
 Pigeon, Ring-tailed, 149.
 Pigeon, Tooth-billed, 159.
 Pigeon, Triangular-spotted, 149.
 Pigeon, White-crowned, 149.
 Pigeon, Wonga-Wonga, 157.
 pilaris (Turdus), 91.
 pileata (Penelope), 409.
 pileata (Sittella), 68.
 Pinarolestes, 84.
 Pionus, 251.
 Pipile, 410.
 Pipit, Alpine, 64.
 Pipit, Meadow, 64.
 Pipit, Tawny, 64.
 pitangua (Lanius), 119.
 pitangua (Megarhynchus), 119, 120.
 Pitangus, 119.
 Pitta, 122.
 Pitta, Bengal, 122.
 Pitta, Noisy, 123.
 plagosus (Chalcooocyx), 168.
 plagosus (Cuculus), 168.
 plagosus (Lamprocoocyx), 168.
 Plain-Wanderer, Colared, 369.
 planicornis (Hydrocorax), 197.
 Platalea, 284.
 Platycereus, 257.
 Plectrophenax, 58.
 Plectropterus, 290.
 plicatus (Rhytidoceros), 200.
 Ploecus, 42.
 Plover, Black-fronted, 346.
 Plover, Black-headed, 344.
 Plover, Egyptian Spur-winged, 348.
 Plover, Golden, 344.
 Plover, Grey, 345.
 Plover, Indian Spur-winged, 348.
 Plover, Kildeer, 346.
 Plover, Ringed, 346.
 Plover, Wilson's, 346.
 plumbeiventris (Gymnocyx), 382.
 plumbeiventris (Rallus), 382.
 plumifera (Ardea), 274.
 plumiferus (Herodias), 274.
 plumiferus (Podargus), 190.
 pluvialis (Charadrius), 344.
 pluvialis (Cuculus), 171.
 pluvialis (Hyetornis), 171.
 Pluvianus, 344.
 Poehard, Common, 306.
 Podargus, 189.
 Podargus, Cuvier's, 190.
 Podargus, Plumcd, 190.
 Podargus, Tawny-shouldered, 189.
 podiceps (Colymbus), 390.
 podiceps (Podilymbus), 390.
 Podicipés, 389.
 Podilymbus, 390.
 Poepbila, 40.
 Polyborus, 209.
 polychlorus (Eclectus), 253.
 Polyplectrum, 597.
 Polytelis, 255.
 polytmus (Aithurus), 127.
 polytmus (Trochilus), 127.
 Pomatorhinus, 103.
 Porphyrio, 376.
 porphyrocephalus (Glossopsitta), 242.
 porphyrocephalus (Glossopsittacus), 242.
 porphyrocephalus (Trichoglossus), 242.
 porzana (Crex), 383.

- porzana (*Ortygometra*), 383.
 porzana (*Rallus*), 383.
 praelatus (*Diardigallus*), 394.
 prelatas (*Euplocomus*), 394.
 prasinus (*Aulacorhamphus*), 142.
 prasinus (*Pteroglossus*), 142.
 pratensis (*Anthus*), 64.
 pratensis (*Crex*), 383.
 praticola (*Otocorys*), 60.
 Pratincole, Collared, 341.
 Pratincola, 112.
 pratincola (*Glareola*), 341.
 pratincola (*Hirundo*), 341.
 principalis (*Campophilus*), 136.
 principalis (*Emberiza*), 35.
 principalis (*Picus*), 136.
 principalis (*Vidua*), 35.
 Prion, 320.
 Prothemadara, 76.
 Psephotus, 259.
 Pseudogyps, 208.
 Pseudotantalus, 285.
 psittacula (*Alca*), 330.
 psittacula (*Phaleris*), 330.
 psittaculus (*Cyclorhynchus*), 330.
 Psittacus, 252.
 Psophia, 385.
 Psophodes, 102.
 Ptarmigan, Common, 400.
 Pterocles, 270.
 Ptilonorhynchus, 18.
 Ptilopus, 146.
 Ptilorhis, 17.
 Ptilotis, 71.
 puella (*Trogon*), 162.
 Puffin, Common, 329.
 Puffin, Horned, 330.
 Puffinus, 318.
 pugnax (*Nachtes*), 357.
 pugnax (*Totanus*), 357.
 pugnax (*Tringa*), 357.
 pulchella (*Euphema*), 259, 260.
 pulchellus (*Psittacus*), 259.
 pullaria (*Agapornis*), 257.
 pullarius (*Psittacus*), 257.
 pulverulentus (*Porphyrio*), 376.
 punctatum (*Cinclosoma*), 102.
 punetatus (*Turdus*), 102.
 punctulata (*Fringilla*), 39.
 punctulata (*Munia*), 39.
 purpurea (*Ardea*), 373.
 purpureus (*Lamprocolius*), 25.
 purpureus (*Turdus*), 25.
 pusilla (*Ortygometra*), 383.
 pusilla (*Porzana*), 383.
 pusillus (*Rallus*), 383.
 pusio (*Nasiterna*), 247.
 Pycnonotus, 105.
 pygeus (*Ixos*), 106.
 pygeus (*Pycnonotus*), 106.
 pygargus (*Circus*), 210.
 pygargus (*Falco*), 210.
 pygmaeus (*Microcarbo*), 268.
 pygmaeus (*Pelecanus*), 268.
 pygmaeus (*Phalacrocorax*), 268.
 Pygoscelis, 323.
 Pyramga, 45.
 Pyromelana, 35.
 Pyrrhula, 56.
 pyrrhula (*Fringilla*), 57.
 pyrrhula (*Loxia*), 56.
 pyrrhula (*Pyrrhula*), 56.
 Pyrrhulauda, 62.
 Pyrrhulopsis, 256.
 pyrrhops (*Buchanga*), 28.
 pyrrhops (*Dicrurus*), 28.
 Quail, Common, 404.
 Quail, Jungle Bush, 404.
 Quail, Least Swamp, 405.
 Quail, Virginian, 405.
 Quelea, 36.
 quelea (*Emberiza*), 36.
 quelea (*Quelea*), 36.
 Querquedula, 300.
 radiata (*Strix*), 234.
 radiatum (*Glaucidium*), 234.
 radiatus (*Erythrotriorchis*), 213.
 radiatus (*Falco*), 213.
 Rail, Grey-bellied, 382.
 Rail, Jamaican Clapper, 382.
 Rail, Land, 383.
 Rail, Pectoral, 382.
 Rallus, 381.
 Raven, Common, 8.
 rectirostris (*Collyriocincla*), 84.
 Recurvirostra, 350.
 Redbreast, 93.
 Red-breasted Thrush, 91.
 Red Grouse, 399.
 Redpoll, Mealy, 51.
 Redshank, Common, 359.
 Redstart, Common, 94.
 Red Tanager, Brazilian, 45.
 Redwing, 90.
 Reed-Bunting, 57.
 Reed-Warbler, Australian, 88.
 Reef-Heron, Eastern, 275.
 regalis (*Hesperornis*), 385, 386.
 Regent-bird, 20.
 regia (*Platalea*), 284.
 Regulus, 79.
 regulus (*Falco*), 226.
 reuwardti (*Harpactes*), 161.
 religiosa (*Gracula*), 23.
 religiosus (*Eulabes*), 23, 24.
 religiosus (*Mainatus*), 23.
 rex (*Balaniceps*), 279.
 Rhamphastos, 140.
 Rhamphocelus, 45.
 Rhea, 418.
 Rhea, Common, 418.
 Rhea, Darwin's, 419.
 rhinoceros (*Buceros*), 196.
 Rhinochetus, 367.
 Rhinogryphus, 203.
 Rhioplax, 197.
 Rhipidura, 114.
 Rhynebaa, 355.
 Rhynehops, 340.
 Rhynechotis, 414.
 rhynechotis (*Anas*), 303.
 rhynechotis (*Spatula*), 303.
 Rhytidoceros, 200.
 richardsoni (*Stercorarius*), 332.
 ridibundus (*Larus*), 336.
 Rilde-bird, Common, 17.
 Ring-Dove, 148.
 ringvia (*Lomvia*), 328.
 ringvia (*Uria*), 328.
 Rissa, 336.

- Robin, American, 91.
 Robin, Buff-sided, 112.
 Robin, Flame-breasted, 111.
 Robin, Hooded, 111.
 Robin, Scarlet-breasted, 110.
 Robin-Shrike, Grey-breasted, 86.
 Robin-Shrike, Yellow-breasted, 85.
 Robin, Siberian Ruby-throated, 93.
 Robin, South-Island, 113.
 robustus (*Dinornis*), 425, 426.
 Rock-Pigeon, 148.
 Rock-Sparrow, Abyssinian, 52.
 rogersi (*Fulmarus*), 318.
 Roller, Australian, 193.
 Roller, Common, 192.
 Roller, Indian, 192.
 Roller, Stout-billed, 193.
 Rook, Common, 7.
 rosea (*Petroica*), 111.
 roseicapilla (*Cacatua*), 246.
 roseus (*Pastor*), 22.
 roseus (*Phœnicopterus*), 288, 289.
 roseus (*Sturnus*), 22.
 roseus (*Turdus*), 22.
 rubecula (*Erythacus*), 93.
 rubecula (*Motacilla*), 93.
 ruber (*Phœnicopterus*), 288, 289.
 ruber (*Tantalus*), 287.
 rubetra (*Motacilla*), 112.
 rubetra (*Pratincola*), 112.
 rubicilla (*Pyrrhula*), 56.
 rubicilla (*Motacilla*), 112.
 rubicola (*Pratincola*), 112.
 rubinea (*Clytolæma*), 127.
 rubra (*Guara*), 287.
 rubra (*Muscicapa*), 45.
 rubra (*Pyrranga*), 45, 46.
 rubra (*Tanagra*), 46.
 rubricata (*Origma*), 101.
 rubricata (*Sylvia*), 101.
 rubricera (*Carpophaga*), 144.
 rubricollis (*Recurvirostra*), 359.
 rudis (*Alcedo*), 177.
 rudis (*Ceryle*), 177.
 rufa (*Cacacis*), 402.
 rufa (*Dendrocytta*), 13.
 rufa (*Limosa*), 360.
 rufescens (*Rhynchotis*), 414.
 Ruff, 357.
 ruficollis (*Glossiptila*), 43.
 ruficollis (*Tanagra*), 43.
 rufigaster (*Pinarolestes*), 84.
 rufiventer (*Erythrogonys*), 345.
 rufiventer (*Vauellus*), 345.
 rufiventris (*Charadrius*), 345.
 rufiventris (*Pinarolestes*), 84.
 rufogaster (*Colluricincla*), 84.
 rufus (*Lanius*), 13.
 rufus (*Tetrao*), 402.
 rumicivorus (*Thinocorus*), 344.
 rupicola (*Columba*), 152.
 rupicola (*Turtur*), 152.
 rustica (*Hirundo*), 115, 116.
 rustica (*Pica*), 13.
 rusticola (*Scolopax*), 353.
 rusticola (*Scolopax*), 353.
 Rutililla, 94.
 sacra (*Ardea*), 275.
 sacra (*Demigretta*), 275.
 Sacred Ibis, Australian, 286.
 Salpornis, 67.
 sanctus (*Halcyon*), 180.
 Sanderling, 357.
 Sand-Grouse, Black-bellied, 370.
 Sand-Grouse, Lichtenstein's, 371.
 Sand-Grouse, Pallas's, 370.
 Sandpiper, Common, 358.
 Sandpiper, Purple, 357.
 Sandpiper, Wood, 359.
 sandvicensis (*Bernicla*), 293.
 sandwichensis (*Bernicla*), 293.
 sandwichensis (*Chloephaga*), 293.
 sanghirensis (*Cittura*), 174.
 sanguinolenta (*Certhia*), 74.
 sanguinolenta (*Myzomela*), 74.
 satyra (*Cerionis*), 396.
 saularis (*Copsychus*), 94.
 saularis (*Gracula*), 94.
 saurophaga (*Halcyon*), 179.
 Saurothera, 170.
 savannarum (*Ammodromus*), 59.
 savannarum (*Fringilla*), 59.
 saxatilis (*Cacacis*), 402.
 saxatilis (*Perdix*), 402.
 Saxicola, 94.
 scapulatus (*Aprosmictus*), 255.
 Scarlet Ibis, 287.
 Scaup Duck, Ring-necked, 306.
 Schlegelia, 16.
 schœniclus (*Emberiza*), 57.
 Scimitar-Babbler, Pale-fronted, 103.
 Scimitar-Babbler, White-eyebrowed, 103.
 scintillans (*Phasianus*), 392.
 selateri (*Graucalus*), 108.
 Scolecophagus, 33.
 scolopacea (*Ardea*), 367.
 scolopaceus (*Aramus*), 367.
 Scolopax, 353.
 scolopax (*Edicnemus*), 342.
 Scopus, 280.
 Scoter, Common, 308.
 Scoter, Surf, 308.
 Scoter, Velvet, 308.
 scoticus (*Logopus*), 399.
 scoticus (*Tetrao*), 399.
 Scotopelia, 230.
 Screamer, Horned, 312.
 Scrub-bird, Noisy, 117.
 Scythrops, 169.
 Sea-Eagle, African, 220.
 Sea-Eagle, Pallas's, 220.
 Sea-Eagle, Steller's, 219.
 Sea-Eagle, White-bellied, 219.
 Sea-Eagle, White-headed, 219.
 secretarius (*Otis*), 204.
 secretarius (*Serpentarius*), 204.
 Secretary Bird, 204.

- Seed-eater, Brazilian, 55.
 Seed-eater, Golden-rumped, 55.
 Seed-Snipe, Common, 341.
 See-See Partridge, 402.
 segetum (Anas), 291.
 segetum (Anser), 291.
 Seurus, 65.
 selbii (Collyriocincla), 84.
 senegalensis (Myeteria), 283.
 senilis (Pionus), 251.
 senilis (Psittacus), 252.
 septentrionalis (Colymbus), 388.
 sericea (Meliornis), 70.
 sericea (Meliphaga), 70.
 Sericulus, 20.
 Serin Finch, 54.
 Serinus, 54.
 serinus (Fringilla), 54.
 serinus (Serinus), 54.
 Serpentarius, 204.
 serrator (Mergus), 311.
 Shag, Common, 267.
 sharpii (Buceros), 199.
 sharpii (Pholidophalus), 199, 200.
 Shearwater, Manx, 318.
 Sheathbill, 340.
 Sheathbill, Lesser, 340.
 Sheldrake, Chestnut-coloured, 298.
 Sheldrake, Common, 299.
 Shoveller, Australian, 303.
 Shoveller, Common, 303.
 Shrike, Black, 122.
 Shrike, Great Grey, 81.
 Shrike, Large-billed, 81.
 Shrike, Lesser Grey, 80.
 Shrike, Red-backed, 81.
 Shrike-Thrush, Rusty-breasted, 84.
 Shrike-Thrush, Selby's, 84.
 Shrike-Tit, Frontal, 79.
 Shrike-Tit, White-bellied, 79.
 Sialia, 95.
 Siberian Ruby-throated Robin, 93.
 Simorhynchus, 331.
 sinensis (Cissa), 14.
 sinensis (Francolinus), 403.
 sirkee (Centropus), 171.
 sirkee (Taceocina), 171.
 Sirkeer, Bengal, 171.
 Siskin, 51.
 Sitagra, 42.
 Sitta, 68.
 Sittella, 68.
 Skimmer, Yellow-billed, 340.
 Skua, Common, 332.
 Skua, Richardson's, 332.
 Sky-Lark, 61.
 Smew, 312.
 Smicronis, 113.
 smyrnensis (Alcedo), 178.
 smyrnensis (Haleyon), 178.
 Snake-bird, American, 269.
 Snipe, African Painted, 355.
 Snipe, Australian Painted, 355.
 Snipe, Common, 354.
 Snipe, Jack, 354.
 Snipe, New-Holland, 354.
 Snipe, Swinhoe's, 355.
 Snipe, Wilson's, 354.
 Snow-Bunting, 58.
 sœmmeringi (Phasianus), 392.
 Solitaire, 160.
 Solitaire, Jamaican, 95.
 Solitaire, Swainson's, 95.
 solitaria (Ceyx), 178.
 solitarius (Cryptura), 415.
 solitarius (Didus), 160.
 solitarius (Myiadectes), 95.
 solitarius (Myiadestes), 95.
 solitarius (Pezophaps), 160.
 solitarius (Tinamus), 415.
 solomonis (Ninox), 233.
 Somateria, 307.
 Song-Thrush, 90.
 sonnerati (Gallus), 395.
 sordidus (Artamus), 27.
 sordidus (Turdus), 27.
 Sparrow, Abyssinian Rock, 52.
 Sparrow, Common, 53.
 Sparrow, Golden-headed, 54.
 Sparrow, Grasshopper, 59.
 Sparrow-Hawk, Common, 213.
 Sparrow, Hedge, 93.
 Sparrow, Java, 39.
 Sparrow, Southern Grey-headed, 53.
 Sparrow, Tree, 53.
 sparveria (Cerehneis), 228.
 sparverius (Falco), 228.
 Spatula, 303.
 Spermestes, 36.
 Spermophila, 48.
 Sphecotheres, 30.
 Spheniscus, 322.
 Sphenura, 100.
 sphenurus (Haliastur), 221.
 sphenurus (Milvus), 221.
 Sphyrapicus, 131.
 spilonota (Certhia), 67.
 spilonota (Salpormis), 67.
 Spindalis, 45.
 spinicauda (Orthonyx), 101.
 spinicollis (Carphibis), 286.
 spinicollis (Ibis), 286.
 spinosus (Charadrius), 348.
 spinus (Chrysomitris), 51.
 spinus (Fringilla), 51.
 spipoletta (Alauda), 64.
 spipoletta (Anthus), 64.
 splendens (Platyceus), 256.
 splendens (Pyrrhuloxia), 256.
 sponsa (Aix), 304.
 sponsa (Anas), 304.
 Spoonbill, Common, 284.
 Spoonbill, Royal, 284.
 Spoonbill, Yellow-legged, 285.
 Sporeginthus, 38.
 Sporopipes, 42.
 Squatarola, 345.
 Staganopleura, 37.
 Starling, Common, 21, 22.
 Starling, Indian, 22.
 Starling, Pied, 22.
 Starling, Purple-headed Glossy, 25.
 Starling, Wattled, 23.
 Sternænas, 158.
 Steamer Duck, 309.
 Steatornis, 191.
 Steganura, 35.
 stellaris (Ardea), 278.
 stellaris (Botaurus), 278.
 Stercorarius, 332.

- Sterna*, 337.
stictipennis (Ibis), 286.
stictipennis (Threskiornis), 286.
stiocephalus (Microcarbo), 267.
stiocephalus (Phalacrocorax), 267, 268.
Stictospiza, 36.
Stigmatops, 71.
Stilt, Banded, 351.
Stilt, Common, 352.
Stilt, White-headed, 351.
Stipiturus, 100.
Stock-Dove, 147.
stolidus (Sterna), 339.
stolidus (Anous), 339.
stolidus (Myiarchus), 121.
stolidus (Myiobius), 121.
Stonechat, 112.
Stone-Curlew, 342.
Stone-Curlew, Australian, 342.
Stone-Curlew, South-African, 342.
Stork, Whale-headed, 279.
Stork, White, 281.
Strepera, 82.
strepera (Anas), 301.
streperus (Chauliastur), 301.
streptans (Pitta), 123.
Strepsilas, 349.
striata (Columba), 151.
striata (Geopelia), 151.
strigirostris (Didunculus), 159.
strigirostris (Gnathodon), 159.
strigoides (Caprimulgus), 189.
strigoides (Podargus), 189, 190.
Stringops, 262.
Strix, 237.
struthersi (Ibidorhynchus), 362.
Struthidea, 83.
Struthio, 420.
struthioides (Dinornis), 427.
struthioides (Palapteryx), 428.
Sturnella, 33.
Sturnopastor, 22.
Sturnus, 20.
subbuteo (Falco), 226.
suberistata (Baza), 223, 224.
suberistatus (Lepidogenys), 223.
subflava (Fringilla), 38.
subflavus (Sporæginthus), 38.
subocularis (Glyciphila), 71.
subocularis (Stigmatops), 71.
Sula, 264.
sulphurea (Cacatua), 244, 245.
sulphureus (Psittacus), 245.
sumatranus (Corydon), 125.
superba (Menura), 116.
superciliaris (Crypticus), 181.
superciliaris (Eumomota), 181, 182.
superciliaris (Penelope), 408.
superciliaris (Prionites), 181.
superciliosus (Acanthorhynchus), 74.
superciliosus (Phaethornis), 127.
superciliosus (Pomatourhinus), 103.
Surf-Scoter, 308.
Sutoria, 100.
sutoria (Motacilla), 100.
sutoria (Orthotomus), 100.
sutoria (Sutoria), 100.
swainsoni (Ptilonopus), 147.
swainsoni (Ptilopus), 147.
Swallow, Common, 115.
Swallow, Indian Cliff, 116.
Swallow-Shrike, Ashy, 26.
Swallow-Shrike, Dusky, 27.
Swallow-Shrike, White-bellied, 27.
Swamp-Quail, Least, 405.
Swan, Bewick's, 295.
Swan, Black, 296.
Swan, Mute, 295.
Swan, Trumpeter, 296.
Swan, Whooper, 294.
Swift, Common, 183.
Swift, Indian Crested, 184.
Swift, Spine-tailed, 184.
Swift, White-throated, 184.
Sycalis, 55.
sykesii (Campophaga), 109.
sykesii (Lalage), 109.
sylvatica (Carpophaga), 144.
sylvatica (Columba), 144.
sylvestris (Buceros), 196.
sylvestris (Ocydromus), 380.
Sylvia, 87.
Symorhynchus, 331.
Sypheotides, 373.
Syrnium, 236.
Syrnhaptes, 370.
Taccocua, 171.
Tachybaptus, 390.
Tachyeres, 309.
Tadorna, 298.
tadornoides (Anas), 298.
tadornoides (Casarca), 298.
tadornoides (Tadorna), 298.
taniata (Aptenodytes), 323.
taniata (Pygoscelis), 323.
Taniopygia, 38.
Tailor-bird, Indian, 100.
Talegallus, 412.
Talking Myna, Malayan, 23.
Talking Myna, South-Indian, 23.
Tanager, Archbishop, 44.
Tanager, Blue-shouldered, 44.
Tanager, Brazilian Red, 45.
Tanager, Red-throated Blue, 43.
Tanager, Scarlet, 46.
Tanager, Silvery Blue, 44.
Tanager, Superb, 43.
Tanager, Violet, 43.
Tanager, 44.
Tantalus, 285.
tarda (Otis), 371.
Tawny Pipit, 64.
Teal, American Green-winged, 301.
Teal, Common, 300.
Teal, Falcated, 301.
Teal, Lesser Whistling, 297.
teesa (Butastur), 218.
teesa (Circus), 218.
Temenuchus, 24.
temniucki (Ceriornis), 397.
temniucki (Safyra), 397.

- temporalis (Pomatorhinus), 103.
 tenebrosa (Gallinula), 378.
 tengmalmi (Nyctala), 236.
 tengmalmi (Strix), 236.
 tenuirostris (Corone), 11.
 tenuirostris (Corvus), 11.
 tenuirostris (Licmetis), 246.
 Tern, Arctic, 338.
 Tern, Black, 339.
 Tern, Caspian, 338.
 Tern, Common, 337.
 Tern, Large Crested, 338.
 Tern, Royal, 338.
 Tern, White, 339.
 Terpsiphone, 115.
 terricolor (Malacocercus), 104.
 terricolor (Pastor), 104.
 Tetrao, 398.
 Tetrapteryx, 365.
 tetrax (Otis), 372.
 tetrica (Tetrao), 399.
 texensis (Chordeiles), 187.
 Thalassidroma, 321.
 thalassina (Cissa), 14.
 Thalassoica, 317.
 tharus (Falco), 209.
 tharus (Polyborus), 209.
 Thammalea, 392.
 thibetanum (Polyplectrum), 397.
 thibetanus (Pavo), 397.
 Thickhead, Crested, 84.
 Thickhead, Olivaceous, 85.
 Thickhead, White-throated, 85.
 Thick-knee, 342.
 Thinocornis, 341.
 Thrush, Jamaica, 92.
 Thrush, Missel, 91.
 Thrush, Orange-headed Ground, 89.
 Thrush, Pied Wagtail, 102.
 Thrush, Red-breasted, 91.
 Thrush, Song, 90.
 Thrush, South-Australian Ground, 89.
 Thrush, Spine-tailed Ground, 101.
 Thrush, Spotted Ground, 102.
 Thrush, White-throated Ground, 89.
 Tinamou, Great, 414.
 Tinamou, Paraguayan, 415.
 Tinamus, 414.
 tinunculus (Cereleis), 227, 228.
 tinunculus (Falco), 227.
 tiphia (Iora), 106.
 Titmouse, Bearded, 78.
 Titmouse, Blue, 77.
 Titmouse, British Coal, 77.
 Titmouse, Crested, 78.
 Titmouse, Great, 76.
 Titmouse, Long-tailed, 78.
 tixicus (Coturniculus), 59.
 Tockus, 201.
 toco (Rhamphastos), 140.
 Todus, 182.
 Tody, Green, 182.
 toliapica (Odontopteryx), 272.
 torda (Alca), 327.
 torquatus (Astur), 212.
 torquatus (Falco), 212.
 torquatus (Palaeornis), 253, 254.
 torquatus (Pedionomus), 369.
 torquatus (Psittacus), 253.
 torquilla (Iynx), 136.
 torquilla (Yunx), 136.
 totanirostris (Charadrius), 345.
 totanirostris (Oreophilus), 345.
 Toucan, Ariel, 140.
 Toucan, Cuvier's, 141.
 Toucan, Golden-Green Groove-billed, 142.
 Toucan, Red-billed, 141.
 Toucan, Sulphur-breasted, 141.
 Toucan, Toco, 140.
 Touraco, Green-crested, 164.
 Touraco, Violet, 164.
 Tragopan, Horned, 396.
 Tragopan, Temminck's, 397.
 tranquilla (Geopelia), 150.
 Tree-Duck, Eytton's, 297.
 Tree-Duck, Fulvous-bellied, 297.
 Tree-Duck, Whistling, 298.
 Tree-Pic, Himalayan, 14.
 Tree-Pic, Indian, 13.
 Tree-Sparrow, 53.
 Tribonyx, 379.
 Trichoglossus, 241.
 tricolor (Muscicapa), 114.
 tricolor (Rhipidura), 114.
 tridactyla (Rissa), 336.
 tridactylus (Larus), 336.
 Tringa, 356.
 Tringoides, 358.
 tristis (Aeridotheres), 24.
 tristis (Paradisca), 24.
 trivirgatus (Astar), 211.
 trivirgatus (Falco), 211.
 Trochilus, 129.
 trochilus (Motacilla), 88.
 trochilus (Phylloscopus), 88.
 troglodytes (Anorthura), 97.
 troglodytes (Motacilla), 97.
 Trogon, 162.
 Trogon, Mexican, 162.
 Trogon, Ray-tailed, 162.
 troile (Colymbus), 328.
 troile (Lomvia), 328.
 Tropic-bird, Red-billed, 264.
 Tropidorhynchus, 73.
 Trumpeter, Common, 885.
 Trypanocorax, 7.
 tuberosa (Crax), 410.
 tuberosa (Mitua), 410.
 Tui, 76.
 tumulus (Megapodius), 413.
 Turacus, 164.
 Turdus, 90.
 Turkey, Common, 406.
 Turkey-Vulture, 203.
 Turkey-Vulture, Californian, 204.
 Turnix, 368.
 Turnstone, Common, 349.
 Turtle-Dove, Asiatic, 152.
 Turtle-Dove, Common, 152.
 Turtur, 152.
 turtur (Turtur), 152.
 typhia (Egithina), 106.
 typhia (Motacilla), 106.
 Tyrannus, 121.
 tyrannus (Milvulus), 121.
 tyrannus (Muscicapa), 121.
 Tyrant, Cuban, 119.
 Tyrant-bird, Earl of Derby's, 119.
 Tyrant, Hook-billed, 119.
 Tyrant, Jamaican Olive, 118.
 Tyrant, Scissor-tail, 121.

- umbellus (Bonasa), 401.
 umbellus (Tetrao), 401.
 umbretta (Scopus), 280.
 undulatus (Melopsittacus), 261.
 undulatus (Psittacus), 261.
 Upupa, 143.
 Uranornis, 16.
 urbica (Chelidon), 115.
 urbica (Hirundo), 115.
 Uria, 329.
 urile (Pelecanus), 267.
 urile (Phalacrocorax), 267.
 Uroaëtus, 216.
 urogallus (Tetrao), 398.
 Uroloncha, 40.
 uropygialis (Limosa), 360.
 validirostris (Hæmatops), 75.
 validirostris (Melithreptus), 75.
 validus (Myiarchus), 120.
 Vanellus, 348.
 vanellus (Tringa), 348.
 vanellus (Vanellus), 348.
 varia (Mniotilta), 66.
 varia (Motacilla), 66.
 variegata (Ninox), 233.
 variegata (Noctua), 233.
 variegatus (Numenius), 361.
 variegatus (Tantalus), 361.
 varius (Hemipodius), 369.
 varius (Picus), 134.
 varius (Sphyrapicus), 134.
 varius (Turnix), 369.
 velox (Hemipodius), 368.
 velox (Turnix), 368.
 Velvet Scooter, 308.
 ventralis (Charadrius), 348.
 ventralis (Hoplopterus), 348.
 ventralis (Tribonyx), 379.
 ventralis (Vanellus), 348.
 versicolor (Phasianus), 391, 392.
 vespertinus (Coccothraustes), 46.
 vetula (Cuculus), 170.
 vetula (Saurothera), 170.
 victoria (Goura), 158.
 Vidua, 35.
 vigil (Buceros), 197.
 vigil (Rhinoplax), 197, 198.
 violacea (Euphonia), 43.
 violacea (Loxia), 48.
 violacea (Loxigilla), 48.
 violacea (Musophaga), 163, 164.
 violacea (Tanagra), 45.
 virescens (Ardea), 277.
 virescens (Brotogerys), 249.
 virescens (Butorides), 277.
 virescens (Psittacus), 249.
 virgata (Aphriza), 349.
 virginiana (Strix), 231.
 virginianus (Bubo), 231.
 virginianus (Cardinalis), 49.
 virginianus (Ortyx), 405.
 virginianus (Tetrao), 405.
 virgo (Ardea), 365.
 virgo (Grus), 365.
 viridis (Ælurædus), 19.
 viridis (Gecinus), 131, 132.
 viridis (Gracula), 19, 30.
 viridis (Merops), 195.
 viridis (Mimeta), 30.
 viridis (Oriolus), 30.
 viridis (Picus), 131.
 viridis (Todus), 182.
 viscivorus (Turdus), 91.
 vittata (Muscicapa), 112.
 vittata (Petroeca), 112.
 vittata (Procellaria), 320.
 vittatus (Connrus), 248.
 vittatus (Prion), 320.
 vittatus (Psittacus), 248.
 vociferus (Ægialitis), 346.
 vociferus (Antrostomus), 187.
 vociferus (Caprimulgus), 187.
 vociferus (Charadrius), 346.
 vulgaris (Buteo), 214.
 vulgaris (Sturnus), 214.
 Vulture, 206.
 Vulture, Bengal, 208.
 Vulture, Californian Turkey, 204.
 Vulture, Cinereous, 206.
 Vulture, Egyptian, 208.
 Vulture, European Bearded, 215.
 Vulture, Griffon, 206.
 Vulture, Indian Griffon, 207.
 Vulture, King, 202.
 Vulture, Turkey, 203.
 vulturinus (Lithornis), 202.
 Wagtail, Grey, 63.
 Wagtail, Indian, 63.
 Wagtail, Pied, 63.
 wallichii (Phasianus), 392.
 Warbler, Arctic Willow, 87.
 Warbler, Australian Reed, 88.
 Warbler, Black-and-White, 66.
 Warbler, Blackcap, 87.
 Warbler, Garden, 87.
 Warbler, Golden-headed, 65.
 Warbler, Little, 88.
 Warbler, Rock, 101.
 Warbler, Superb, 114.
 Warbler, White-fronted, 98.
 Warbler, Willow, 88.
 Warbler, Yellow-backed Blue, 66.
 Water-cock, 381.
 Water-hen, Black-tailed, 379.
 Water-hen, Common, 378.
 Water-hen, Mortier's, 378.
 Water-hen, Pacific, 379.
 Water-hen, Sombre, 378.
 Water-Rail, Common, 381.
 Water-Thrush, Louisiana, 65.
 Waxbill, Sanguineous, 38.
 Waxwing, 86.
 Weaver-bird, Cape, 42.
 Weaver-bird, Indo-Malayan, 42.
 Weaver-Finch, Banded, 40.
 Weaver-Finch, Black, 38.
 Weaver-Finch, Chestnut-eared, 38.
 Weaver-Finch, Crimson, 41.
 Weaver-Finch, Cut-throat, 37.
 Weaver-Finch, Gould's, 40.
 Weaver-Finch, Green, 36.
 Weaver-Finch, Grey-headed, 36.
 Weaver-Finch, Java, 39.

- Weaver-Finch, Red-billed, 36.
 Weaver-Finch, Rufous-necked, 42.
 Weaver-Finch, Spotted, 39.
 Weaver-Finch, Spotted-sided, 37.
 Weaver-Finch, White-headed, 39.
 Weaver-Finch, White-rumped, 40.
 Weaver-Finch, White-vented, 41.
 Wheatear, Common, 94.
 Whimbrel, 361.
 Whimbrel, Eastern, 361.
 Whimbrel, Little, 361.
 Whinehat, 112.
 Whip-poor-Will, 187.
 Whistling Teal, Lesser, 297.
 White-eared Finch-Lark, 62.
 Whydah-bird, Broad-tailed, 35.
 Whydah-bird, Long-tailed, 35.
 Wigeon, American, 303.
 Wigeon, Common, 302.
 wilsonia (*Ægialitis*), 346.
 wilsonius (*Charadrius*), 346.
 Woodcock, American, 353.
 Woodcock, Common, 353.
 Wood-Duck, 304.
 Wood-hen, Bustard-like, 381.
 Wood-hen, Lafresnaye's, 380.
 Wood-hen, Lord Howe Island, 380.
 Wood-hen, South Island, 380.
 Wood-Ibis, African, 285.
 Wood-Lark, 61.
 Woodpecker, Black-naped Green, 132.
 Woodpecker, Fulvous-breasted Pied, 135.
 Woodpecker, Golden-backed, 135.
 Woodpecker, Great Spotted, 134.
 Woodpecker, Green, 131.
 Woodpecker, Grey-headed, 132.
 Woodpecker, Ivory-billed, 136.
 Woodpecker, Large Yellow-naped, 133.
 Woodpecker, Lesser Yellow-naped, 133.
 Woodpecker, Red-bellied, 134.
 Woodpecker, Red-headed, 133.
 Woodpecker, Southern Golden-backed, 136.
 Woodpecker, Yellow-bellied, 134.
 Wood-Pigeon, 148.
 Wood-Robin, Rose-breasted, 111.
 Wood-Swallow, Masked, 27.
 Wren, Common, 97.
 Wren, Enu, 100.
 Wryneck, Common, 136.
 Xantholama, 139.
 Xanthomyza, 72.
 xanthonotus (*Calyptorhynchus*), 244.
 Xanthopygia, 113.
 Yellow Ammer, 57.
 Zenaida, 152.
 zenaida (*Columba*), 152.
 zenaida (*Zenaida*), 152.
 zonarius (*Platyercus*), 259.
 zonarius (*Psittacus*), 259.

59.82:14.71 (42.1)

Sharpe, R. B
The Museum
of Surgeons

LOANED

BORROWE

5 12 5

WALTER J BOCK
FACULTY ASSOC
DENTISTRY

#

AMNH LIBRARY



100115442