

2019 Airport profiles

European business aviation in numbers



Methodology

1. Data collection and processing

Every year, EBAA works with a number of expert partners to collect and process business aviation data. Our partners provide us with anonymised data, which is in turn aggregated by EBAA for further analysis.

2. Data analysis

EBAA extracts, cross-references and analyses countless (read: millions) of data sets. We then translate our findings into easily understood, visual representations and charts.

3. Data visualisation and reporting

EBAA curates the most important and revealing facts and figures. We work with designers to structure and organise the information into the report you are reading today.

Want to know more about how we work with data?
Write to data@ebaa.org

Table of contents

 LFPB	Paris Le Bourget	4	 LOWS	Salzburg	32
 LFMN	Nice Côte d'Azur	5	 EDDK	Köln-Bonn	33
 LSGG	Geneva Intl.	6	 ELLX	Luxembourg Findel	34
 EGGW	London Luton	7	 EDDF	Frankfurt Main Intl.	35
 EGLF	Farnborough	8	 LFSB	Basel-Mulhouse	36
 LSZH	Zurich	9	 LFLY	Lyon Bron	37
 LIML	Milan Linate	10	 EDDN	Nürnberg	38
 EGKB	London Biggin Hill	11	 ENGM	Oslo Gardermoen	39
 LIRA	Rome Ciampino	12	 LBD	Bordeaux Merignac	40
 LOWW	Vienna Intl.	13	 ESSB	Stockholm Bromma	41
 EDDM	Munich	14	 LYBE	Belgrade Nikola Tesla	42
 LEPA	Palma de Mallorca	15	 EGJJ	Jersey	43
 EDDB	Berlin Schönefeld	16	 LOWI	Innsbruck	44
 LEMD	Madrid Barajas	17	 EBAW	Antwerp	45
 LEIB	Ibiza	18	 EIDW	Dublin	46
 LFMD	Cannes Mandelieu	19	 ENTC	Tromsø Langnes	47
 LKPR	Prague Vaclav Havel	20	 LSGS	Sion	48
 EDDS	Stuttgart	21	 EDDV	Hannover Langenhagen	49
 LEBL	Barcelona El Prat	22	 EHRD	Rotterdam The Hague	50
 EGSS	London Stansted	23	 LTAC	Ankara Esenboga Intl.	51
 EHAM	Amsterdam Schiphol	24	 LSZR	Altenrhein St-Gallen	52
 LGAV	Athens Intl.	25	 LIPZ	Venice Tessera Marco Polo	53
 LEMG	Malaga Costa del Sol	26		Top 50 airport pairs	55
 LIEO	Olbia Costa Smeralda	27		Top 50 airports – detailed activity	56
 EBBR	Brussels Zaventem	28		Top 200 airport rankings	58
 EDDH	Hamburg	29		Sources	63
 LTBA	Istanbul Atatürk Intl.	30			
 EDDL	Düsseldorf	31			



Foreword

Each year, the EBAA publishes a visual summary of European business aviation's contribution across Europe. The data we compile and share is critical to our members and industry stakeholders alike, including European policy-makers and regulators.

For this 5th edition and building on the success of our last report, we have worked hard to develop an expanded and richer version. It is broken down in three parts, each providing the most up-to-date information based on currently available data for the sector.

Business aviation is operating in a changing environment

New technologies such as electrification, VTOL, blockchain, artificial intelligence, and alternative fuels are igniting the pace of innovation in aviation. And nowhere is it more prevalent than in business aviation – the industry that sets the innovation bar for air travel.

We are seeing industry heavy-hitters (old and emerging) challenging the status quo to devise new products, services and business models that embrace digitalization and address ever-pressing environmental challenges.

The contribution of business aviation is not always well understood and few organisations to date have been able to determine the value, impact and business benefit that our sector truly makes. This report does exactly that.

Integrated reporting creates transparency

High-quality, verified and reliable data is essential to support sound economic and political decision-making. For this purpose, we consistently aim to provide a comprehensive set of statistics about the business aviation sector that will be used by all stakeholders, through engaging infographics, maps and data visualisations.

Country profiles

Browse through our updated +30 European 'country profiles', featuring amongst other indicators, national economic impact figures, business aviation traffic and fleet.



Airport profiles

The second instalment provides a comparison between the top 50 business aviation airports in Europe, including but not limited to movements, market share, destination and connectivity.



European Atlas

Navigate through our atlas showcasing how European business aviation connects people, businesses and communities across the world.



I trust that you will find these reports useful in your work and that it will provide you with new and valuable insights into the world of business aviation.



Athar Husain Khan
EBAA Secretary-General



Paris Le Bourget

Closest city: **Paris**

Airport operator: **Groupe ADP**

Airport Type: **BizAv Dedicated**

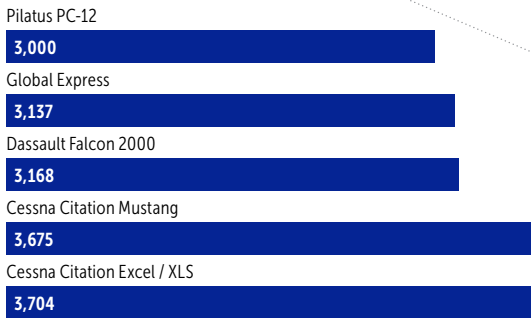
ICAO Code: **LFPB**



Runways: **03/21 - 07/25 - 09/27**

Coordinates: **N48°58'17" / E2°26'48"**

5 most active aircraft (#movements)



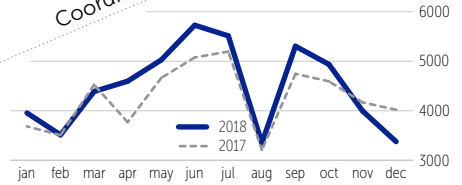
IATA Code: **LBG**

RANK (BizAv traffic 2018)

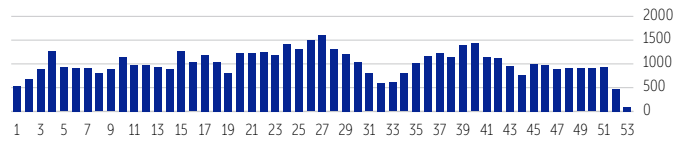
1st

Growth on 2017 **+4.9%**

BizAv Monthly Traffic



Weekly BizAv movements

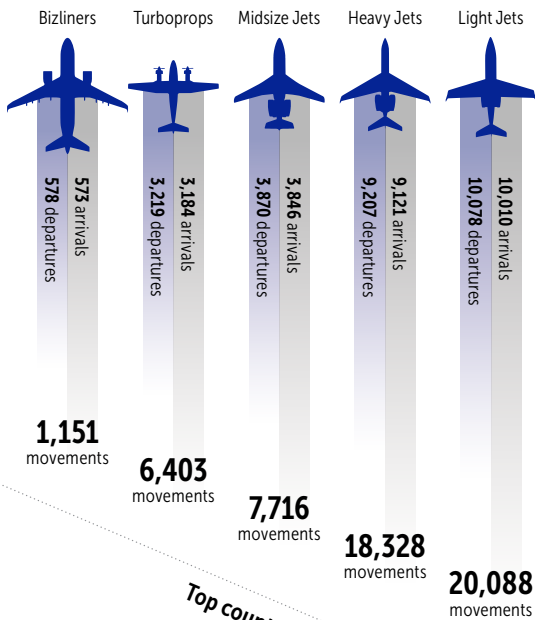


4th July

Busiest day of 2018 (263 mov)

31st December

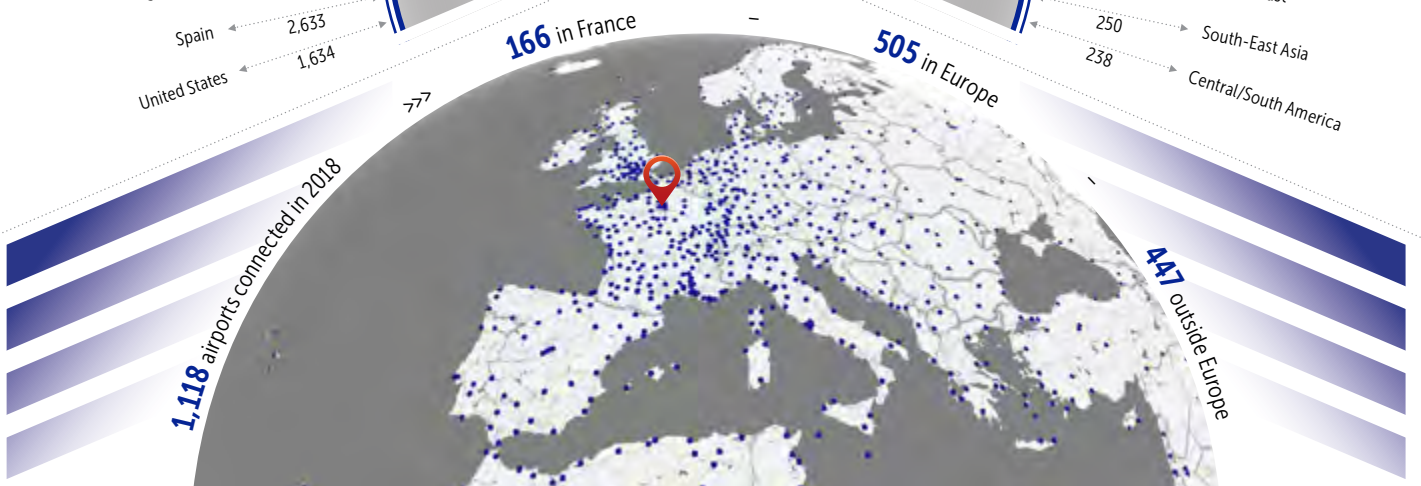

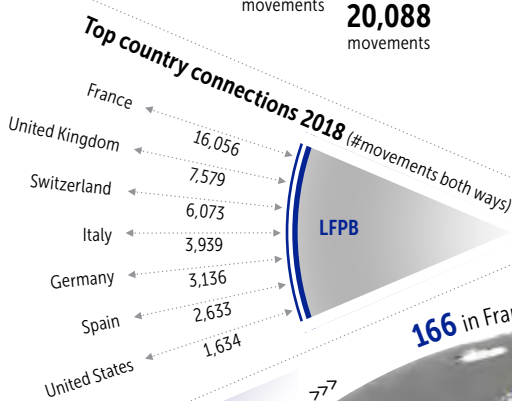
Calmmest day of 2018 (36 mov)



BizAv Market share **90.0%**

Top 10 Airport Pairs (#connections both ways)

Lyon-Bron	LFLY	824
London Biggin Hill	EGKB	854
Cannes-Mandelieu	LFMD	865
Zürich	LSZH	896
Bordeaux-Mérignac	LFBD	908
Milan Linate	LIML	1,079
London Luton	EGGW	1,371
Farnborough	EGLF	1,547
Nice-Côte d'Azur	LFMN	2,374
Geneva	LSGG	3,622



Nice Côte d'Azur



Closest city: **Nice**

Airport operator: **ACA - Aéroports de la Côte d'Azur**

Airport Type: **Mixed**

ICAO Code: **LFMN**



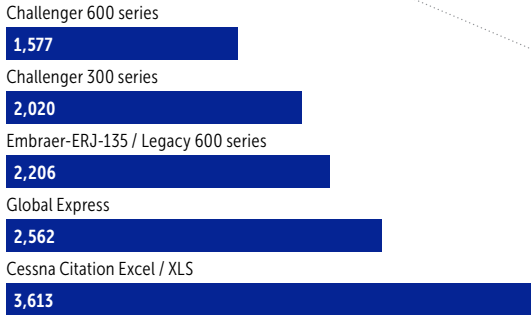
Runways: **04L/22R - 04R/22L**

IATA Code: **NCE**

Coordinates: **N43°39'54" / E7°12'54"**



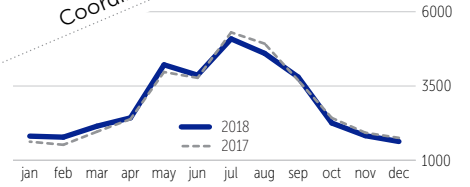
5 most active aircraft (#movements)



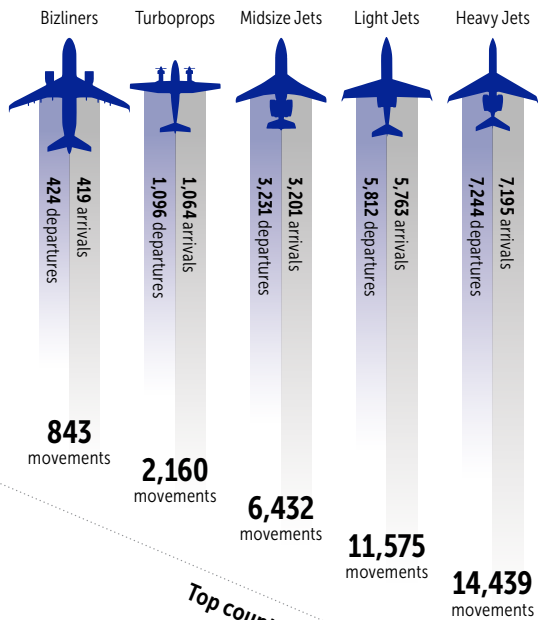
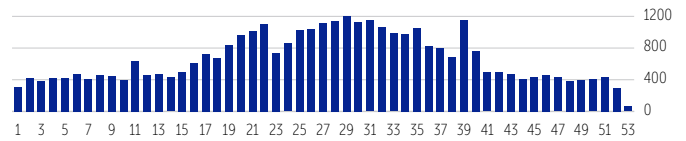
RANK
(BizAv traffic 2018)
2nd

Growth on 2017
+0.5%

BizAv Monthly Traffic



Weekly BizAv movements

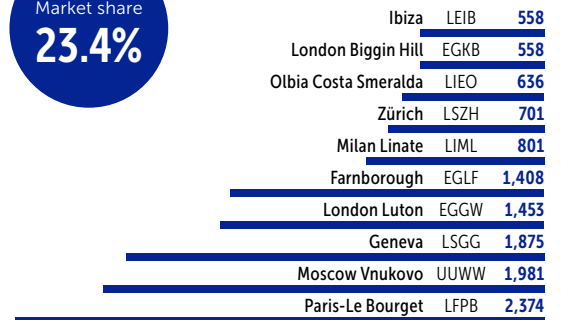


3rd April
Calmmest day of 2018 (12 mov)

28th May
Busiest day of 2018 (290 mov)

BizAv Market share
23.4%

Top 10 Airport Pairs (#connections both ways)



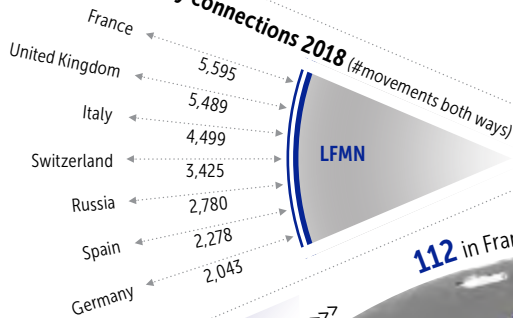
35,449
movements

17,807
departures

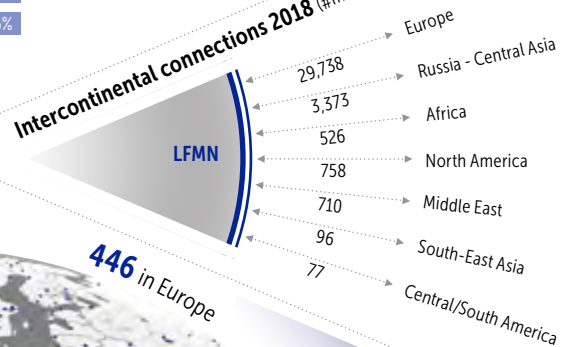
17,642
arrivals



Top country connections 2018 (#movements both ways)



Intercontinental connections 2018 (#movements both ways)



112 in France

446 in Europe

879 airports connected in 2018

321 outside Europe



Geneva International

Closest city: **Geneva**

Airport operator: **City of Geneva**

Airport Type: **Mixed**



ICAO Code: **LSGG**

IATA Code: **GVA**



Runways: **04/22**

Coordinates: **N46°14'18" / E6°6'36"**

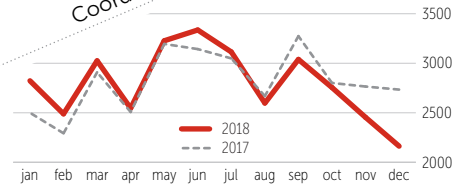
5 most active aircraft (#movements)



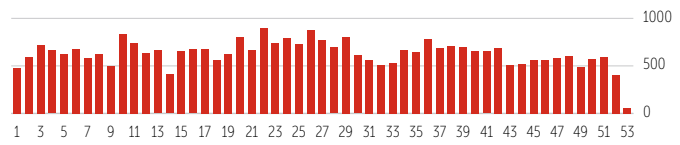
RANK (BizAv traffic 2018)
3rd

Growth on 2017
-0.8%

BizAv Monthly Traffic

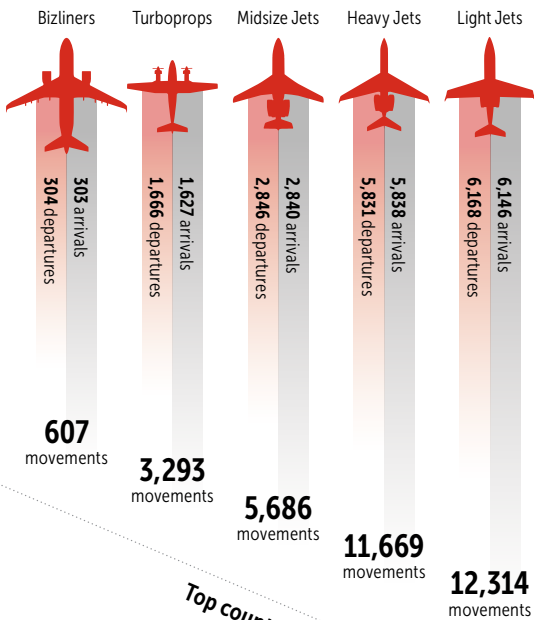


Weekly BizAv movements



7th March
Busiest day of 2018
(181 mov)

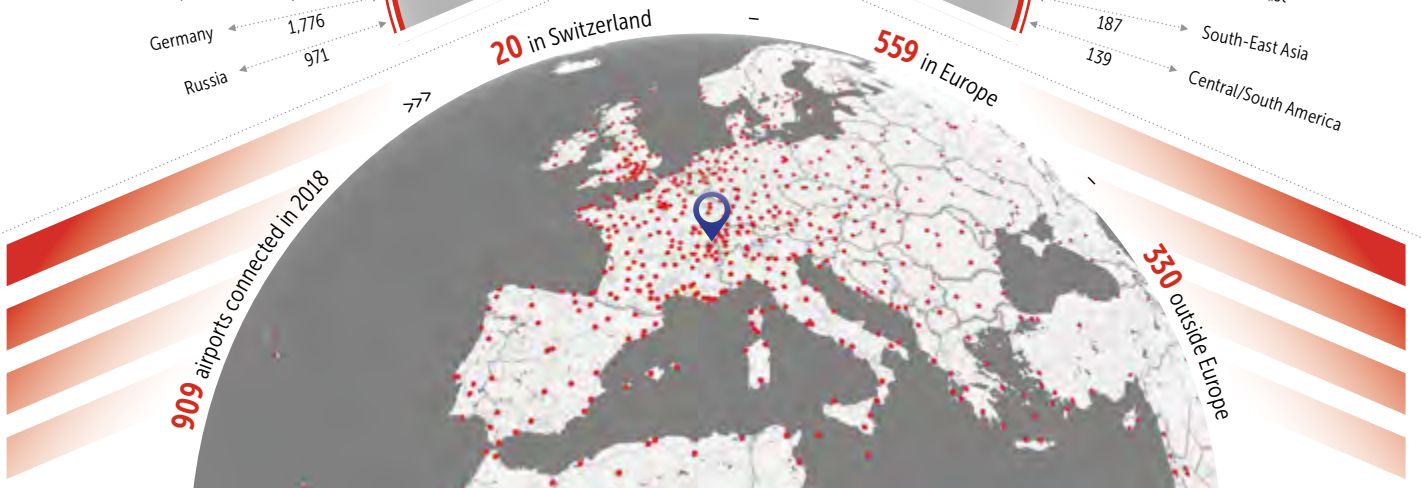
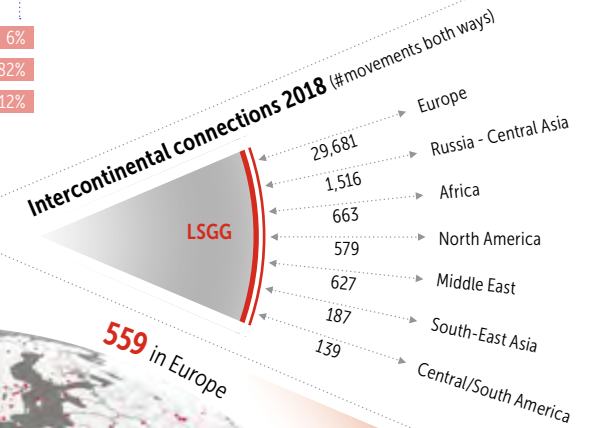
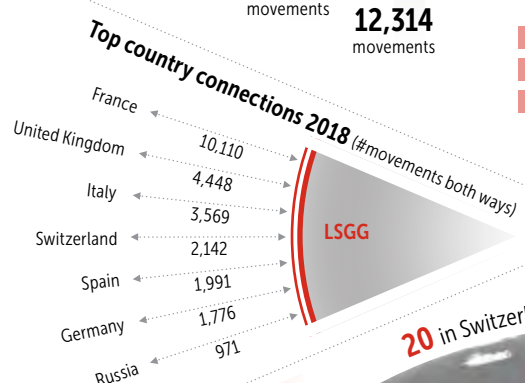
31st December
Calmmest day of 2018
(17 mov)



BizAv Market share
17.7%

Top 10 Airport Pairs (#connections both ways)

Brussels Zaventem	EBBR	406
London Biggin Hill	EGBB	487
Cannes-Mandelieu	LFMD	531
Moscow Vnukovo	UUWW	645
Milan Linate	LIML	771
Zürich	LSZH	862
London Luton	EGGW	914
Farnborough	EGLF	1,211
Nice-Côte d'Azur	LFMN	1,875
Paris-Le Bourget	LFPB	3,622



London Luton



Closest city: **London**

Airport operator: **London Luton Airport Operations Ltd**

Airport Type: **Mixed**

ICAO Code: **EGGW**

IATA Code: **LTN**




Runways: **08/26**

Coordinates: **N51°52'30" / E-1°37'54"**



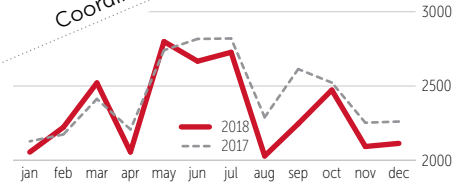
5 most active aircraft (#movements)



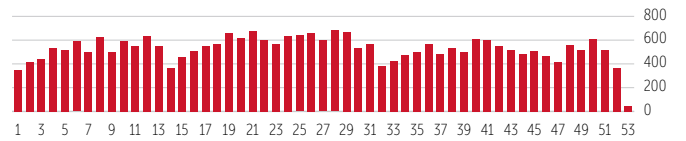
RANK
(BizAv traffic 2018)
4th

Growth on 2017
-4.2%

BizAv Monthly Traffic

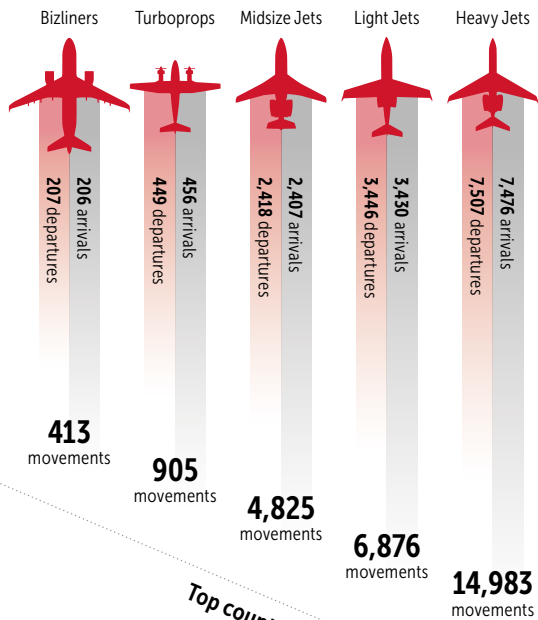


Weekly BizAv movements



3rd April
Calmmest day of 2018
(19 mov)

25th May
Busiest day of 2018
(132 mov)

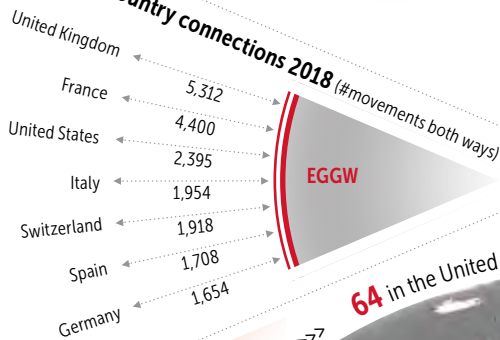


BizAv Market share
19.8%

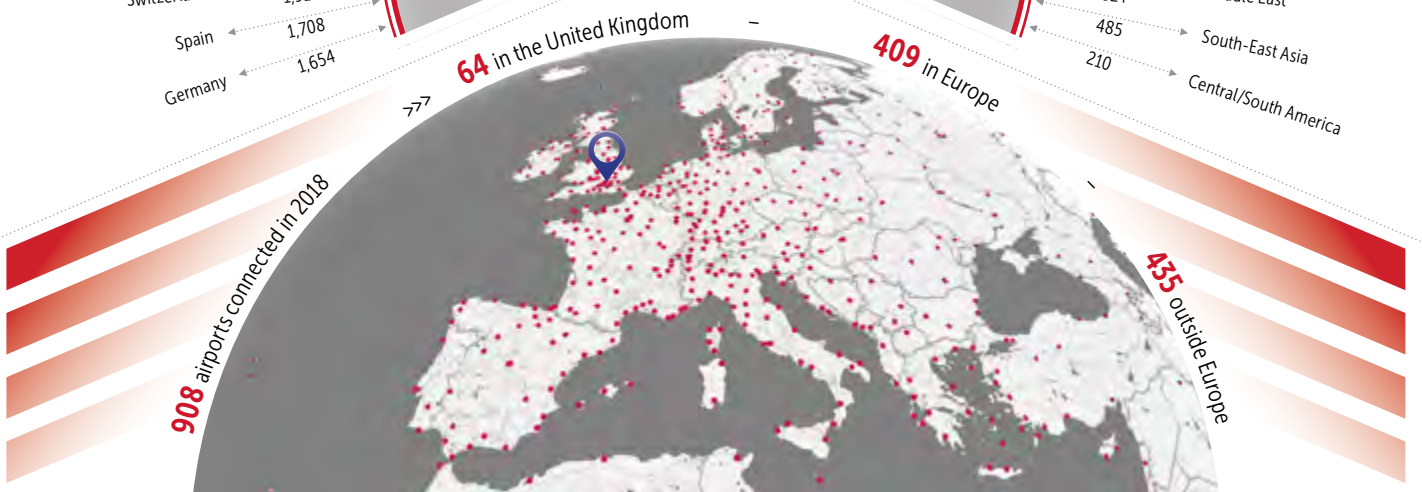

Top 10 Airport Pairs (#connections both ways)

London Stansted	EGSS	376
Milan Linate	LIML	382
Amsterdam Schiphol	EHAM	437
Zürich	LSZH	473
Teterboro	KTEB	534
Moscow Vnukovo	UUWW	653
Farnborough	EGLF	836
Geneva	LSGG	914
Paris-Le Bourget	LFPB	1,371
Nice-Côte d'Azur	LFMN	1,453

Top country connections 2018 (#movements both ways)



Intercontinental connections 2018 (#movements both ways)





Farnborough

Closest city: **London**

Airport operator: **TAG Farnborough Airport Ltd**

Airport Type: **BizAv Dedicated**

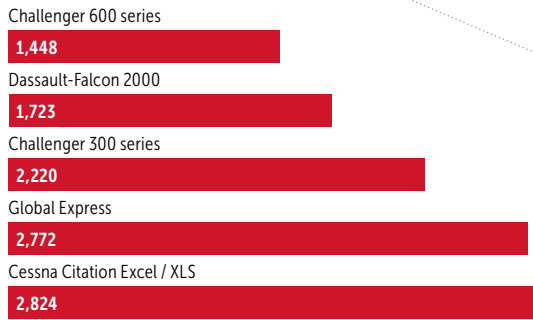
ICAO Code: **EGLF**



Runways: **06/24**

IATA Code: **FAB**

5 most active aircraft (#movements)

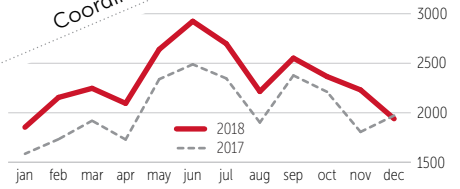


RANK (BizAv traffic 2018)
5th

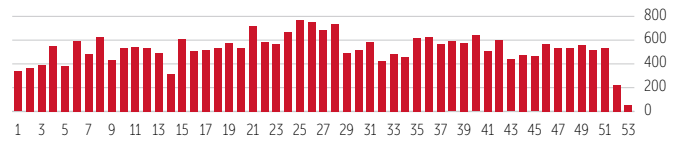
Growth on 2017
+14.3%

Coordinates: **N51°16'30" / E-1°13'18"**

BizAv Monthly Traffic



Weekly BizAv movements

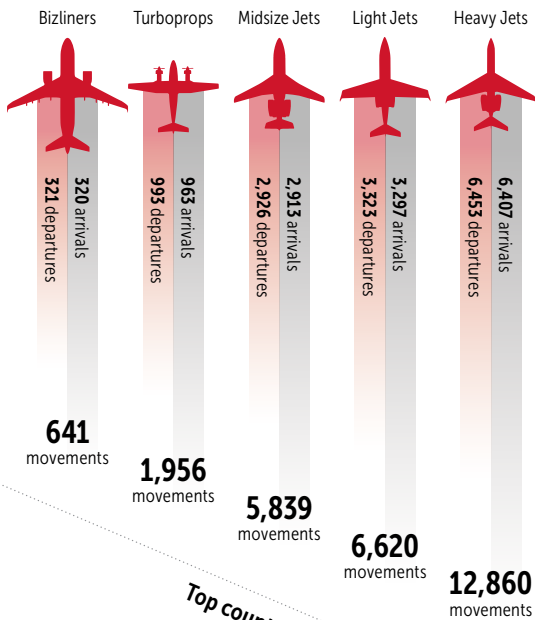


25th May

Busiest day of 2018 (180 mov)

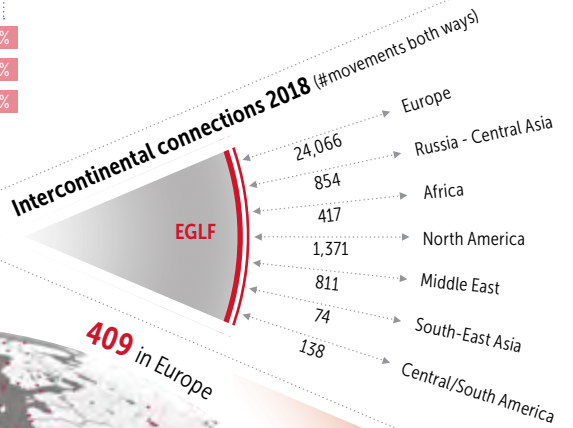
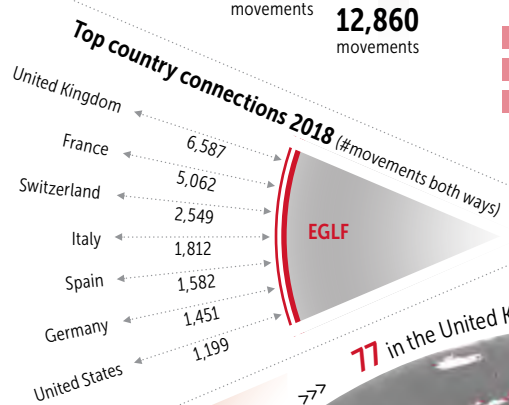
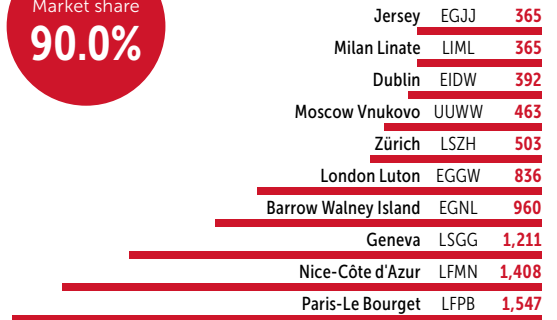
25th December

Calmmest day of 2018 (0 mov)

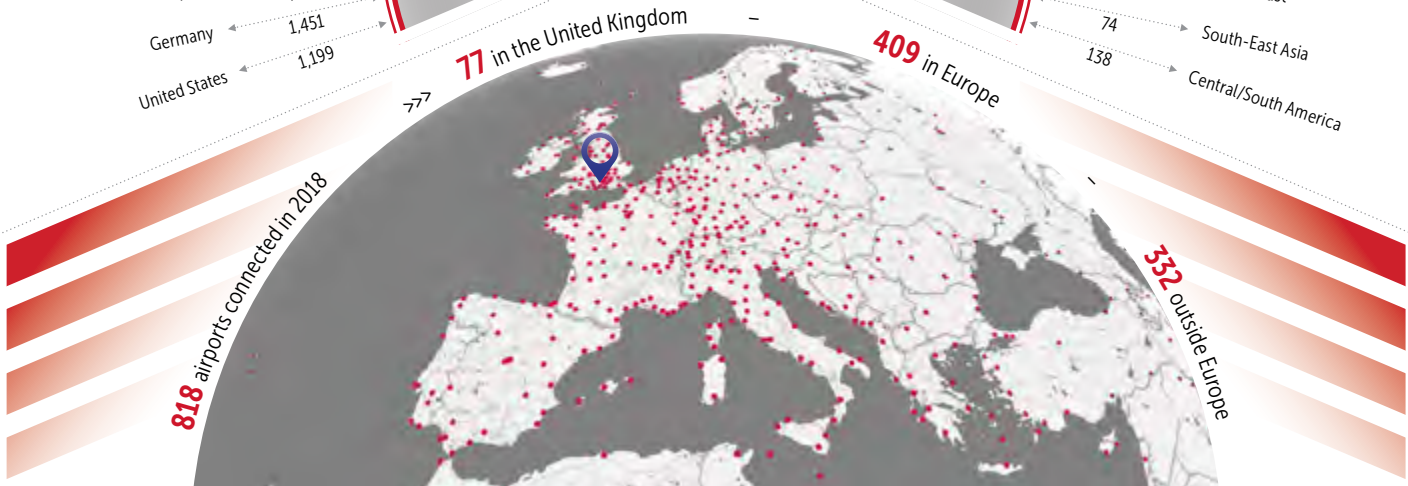


BizAv Market share
90.0%

Top 10 Airport Pairs (#connections both ways)



24%	Domestic	24%
62%	Europe	63%
15%	Extra-Europe	13%



Zürich



Closest city: **Zürich**

Airport operator: **Flughafen Zürich AG**

Airport Type: **Mixed**

ICAO Code: **LSZH**

IATA Code: **ZRH**



Runways: **10/28 - 14/32 - 16/34**

Coordinates: **N47°27'30" / E8°32'54"**



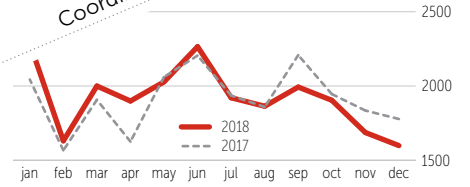
5 most active aircraft (#movements)



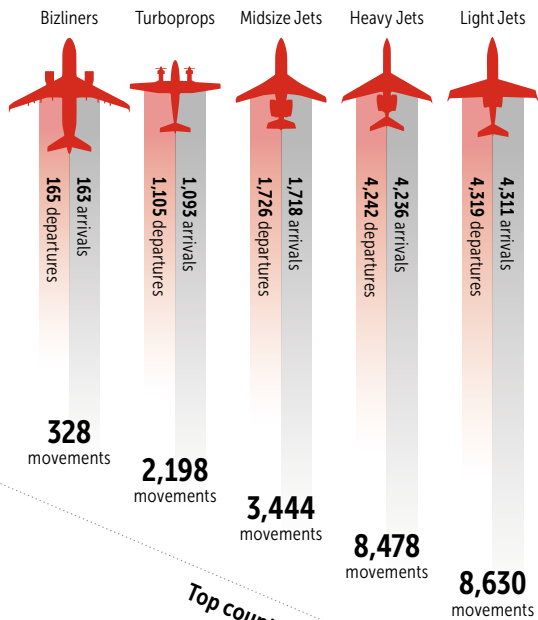
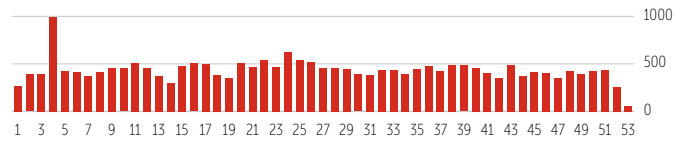
RANK
(BizAv traffic 2018)
6th

Growth on 2017
+0.5%

BizAv Monthly Traffic



Weekly BizAv movements



26th January
Busiest day of 2018 (229 mov)

3rd April
Calmmest day of 2018 (20 mov)

BizAv Market share
8.1%

Top 10 Airport Pairs (#connections both ways)

Vienna International	LOWW	359
Munich	EDDM	388
Milan Linate	LIML	400
Salzburg	LOWS	408
London Luton	EGGW	473
Moscow Vnukovo	UUWW	484
Farnborough	EGLF	503
Nice-Côte d'Azur	LFMN	701
Geneva	LSGG	862
Paris-Le Bourget	LFPB	896

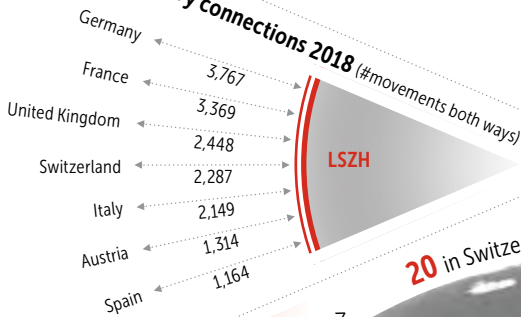
23,078
movements

11,557
departures

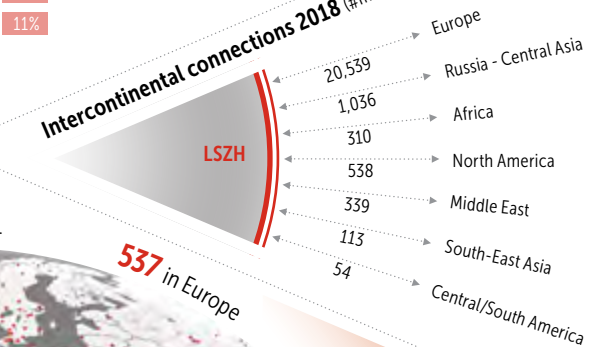
11,521
arrivals

9%	Domestic	11%
79%	Europe	79%
11%	Extra-Europe	11%

Top country connections 2018 (#movements both ways)



Intercontinental connections 2018 (#movements both ways)



20 in Switzerland

537 in Europe

850 airports connected in 2018

293 outside Europe



Milan Linate

Closest city: **Milan**

Airport operator: **SEA – Aeroporti di Milano**

Airport Type: **Mixed**

ICAO Code: **LIML**



Runways: **18/36 - 17/35**

Coordinates: **N45°27'0" / E9°16'42"**

5 most active aircraft (#movements)

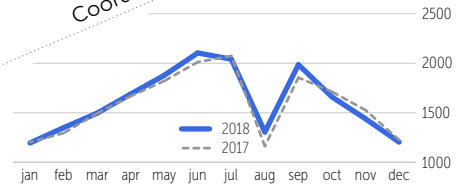


IATA Code: **LIN**

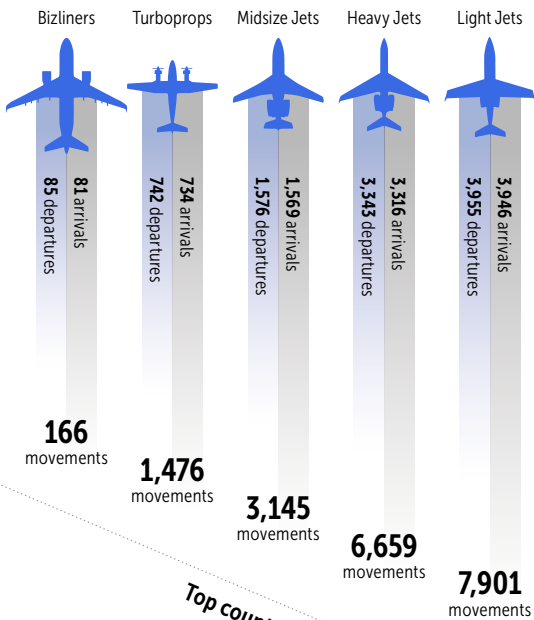
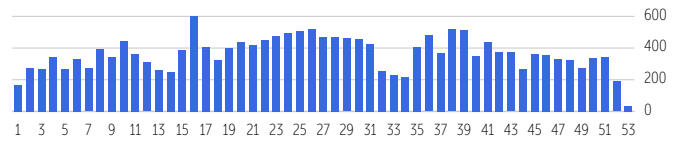
RANK (BizAv traffic 2018)
7th

Growth on 2017
+1.5%

BizAv Monthly Traffic



Weekly BizAv movements



1st January

Calmmest day of 2018 (7 mov)

19th April

Busiest day of 2018 (130 mov)

19,347 movements

9,701 departures

9,646 arrivals

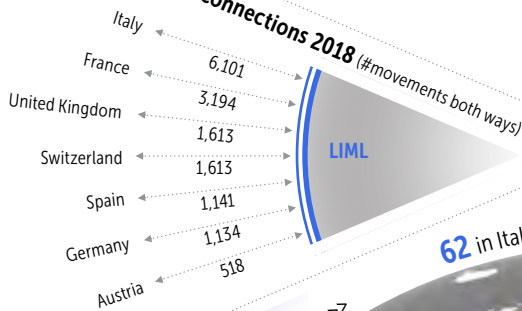


BizAv Market share
16.5%

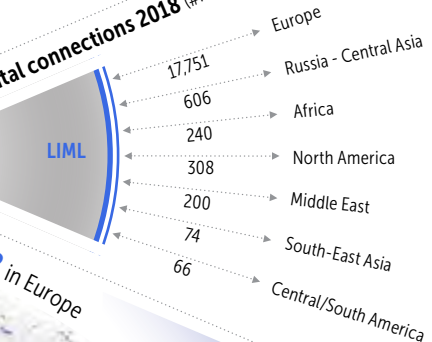
Top 10 Airport Pairs (#connections both ways)

Ibiza	LEIB	306
Moscow Vnukovo	UUWW	327
Farnborough	EGLF	365
London Luton	EGGW	382
Zürich	LSZH	400
Olbia Costa Smeralda	LIEO	597
Geneva	LSGG	771
Nice-Côte d'Azur	LFMN	801
Paris-Le Bourget	LFPB	1,079
Roma Ciampino	LIRA	1,611

Top country connections 2018 (#movements both ways)



Intercontinental connections 2018 (#movements both ways)



709 airports connected in 2018

62 in Italy

428 in Europe

219 outside Europe



London Biggin Hill



Closest city: **London**

Airport operator: **Regional Airports Limited**

Airport Type: **BizAv Dedicated**

ICAO Code: **EGKB**

IATA Code: **BQH**

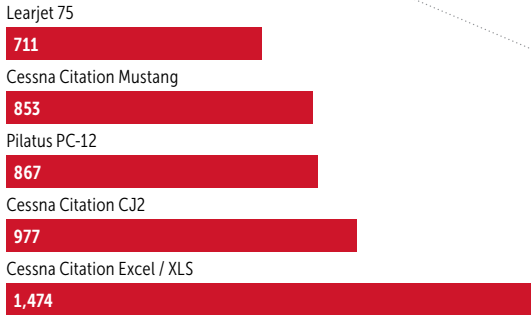


Runways: **03/21**

Coordinates: **N51°19'54" / E0°1'60"**

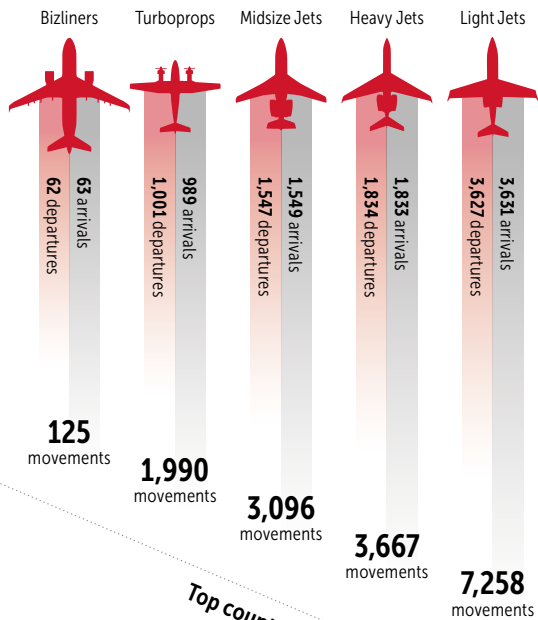
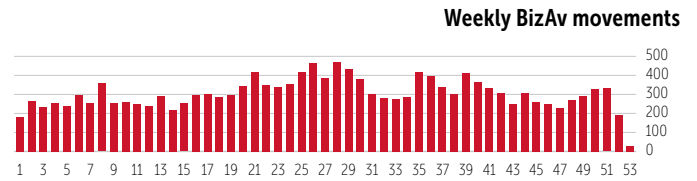
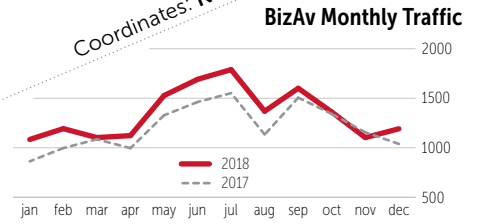


5 most active aircraft (#movements)



RANK
(BizAv traffic 2018)
8th

Growth on 2017
+11.6%



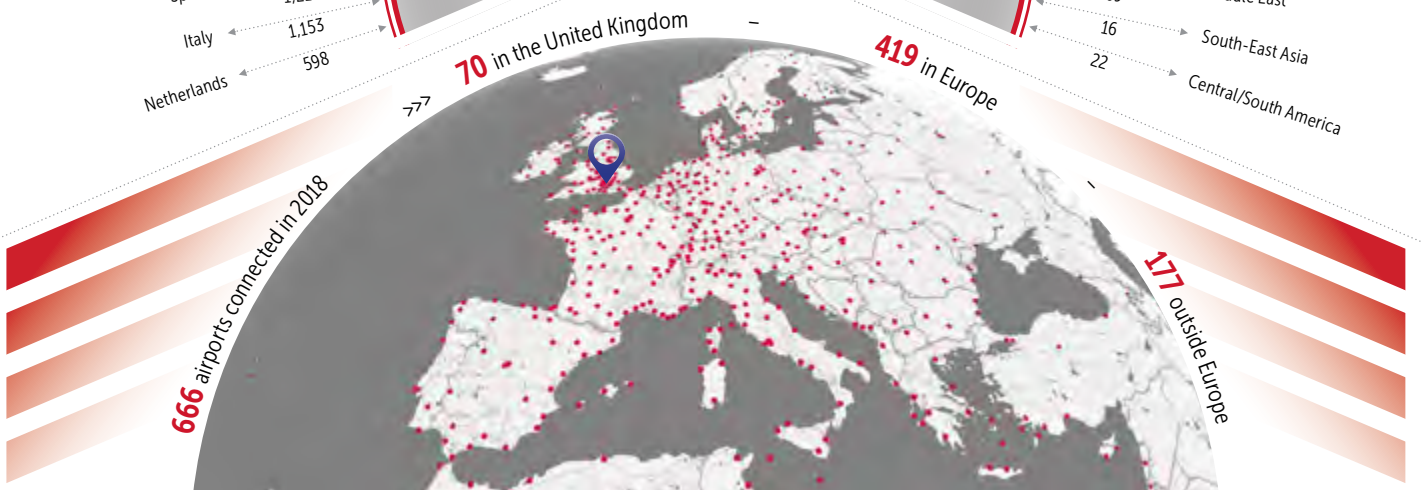
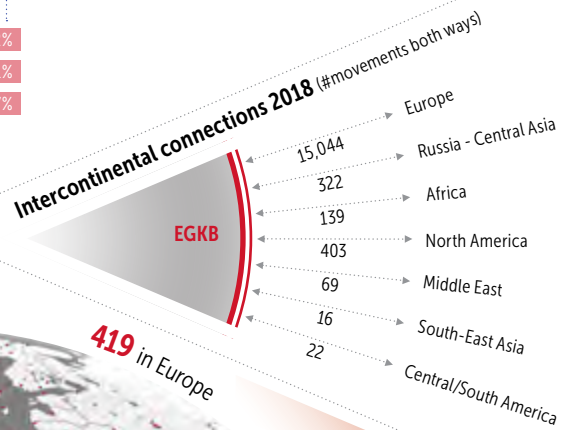
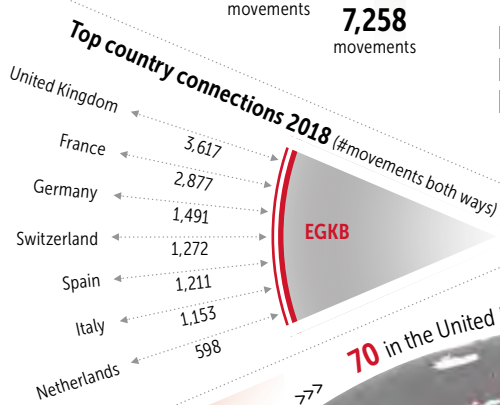
25th May
Busiest day of 2018
(110 mov)

25th December
Calmmest day of 2018
(0 mov)

BizAv Market share
90.6%

Top 10 Airport Pairs (#connections both ways)

Ibiza	LEIB	230
Málaga	LEMG	250
Rotterdam	EHRD	252
Zürich	LSZH	268
Farnborough	EGLF	332
Jersey	EGJJ	342
London Luton	EGGW	351
Geneva	LSGG	487
Nice-Côte d'Azur	LFMN	558
Paris-Le Bourget	LFPB	854





Rome Ciampino

Closest city: **Rome**

Airport operator: **Aeroporti di Roma**

Airport Type: **Mixed**

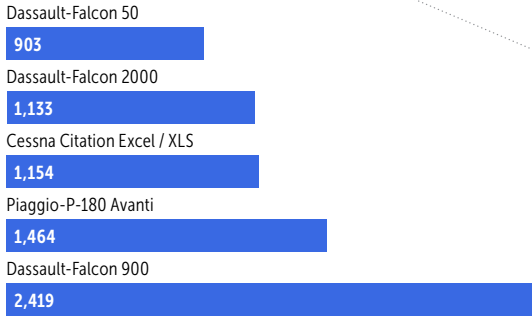
ICAO Code: **LIRA**



Runways: **15/33**

Coordinates: **N41°47'60" / E12°35'48"**

5 most active aircraft (#movements)

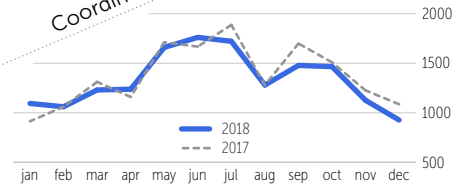


IATA Code: **CIA**

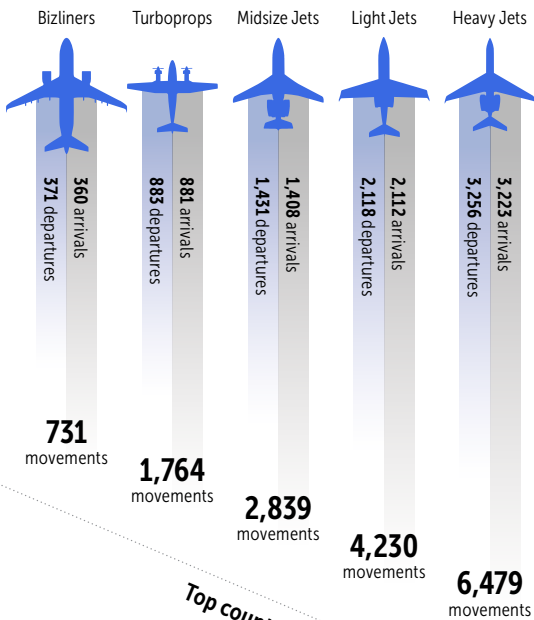
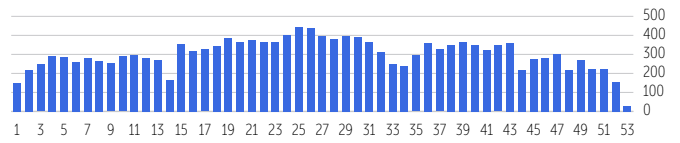
RANK (BizAv traffic 2018)
9th

Growth on 2017
-2.8%

BizAv Monthly Traffic



Weekly BizAv movements



1st January

Calmmest day of 2018 (5 mov)

22nd June

Busiest day of 2018 (82 mov)

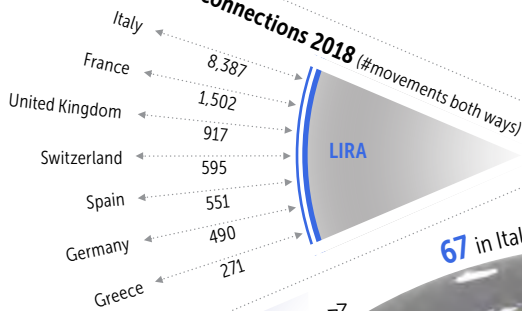


BizAv Market share
29.1%

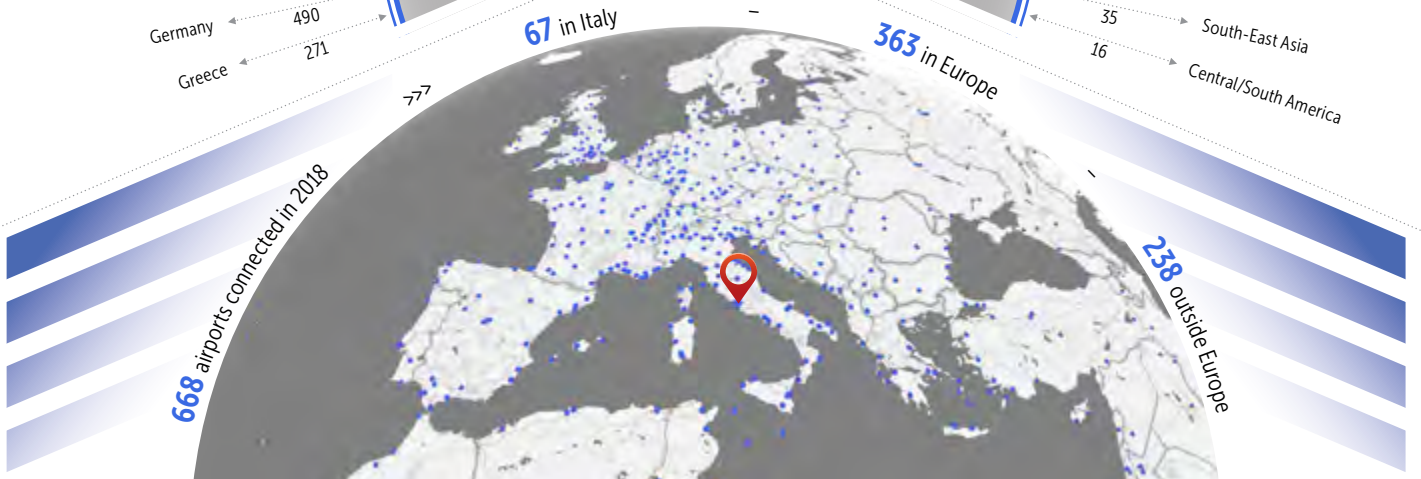
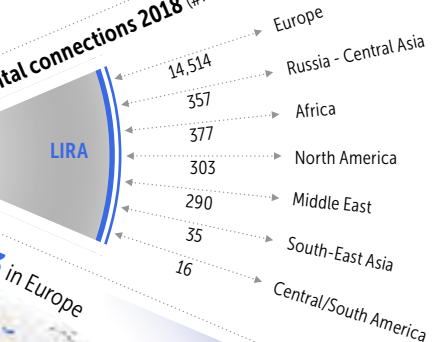
Top 10 Airport Pairs (#connections both ways)

Genoa Cristoforo Colombo	LIMJ	244
Verona Villafranca	LIPX	272
Geneva	LSGG	279
Turin	LIMF	422
Olbia Costa Smeralda	LIEO	452
Paris-Le Bourget	LFPB	454
Naples	LIRN	503
Falcone-Borsellino	LICJ	530
Nice-Côte d'Azur	LFMN	557
Milan Linate	LIML	1,611

Top country connections 2018 (#movements both ways)



Intercontinental connections 2018 (#movements both ways)



Vienna International



Closest city: **Vienna**

Airport operator: **Flughafen Wien AG**

Airport Type: **Mixed**

ICAO Code: **LOWW**

IATA Code: **VIE**



Runways: **11/29 - 16/34**

Coordinates: **N48°6'36" / E16°34'12"**



5 most active aircraft (#movements)

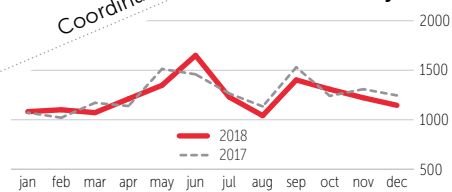


RANK (BizAv traffic 2018)

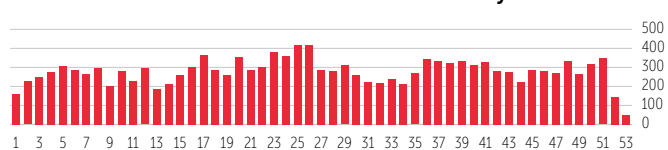
10th

Growth on 2017
-1,9%

BizAv Monthly Traffic



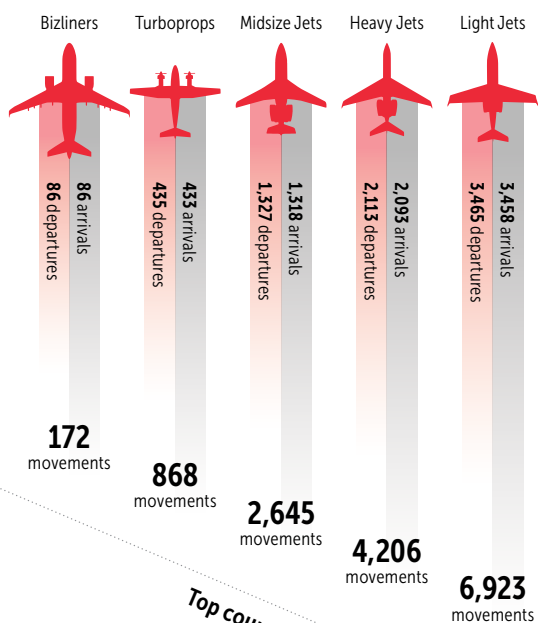
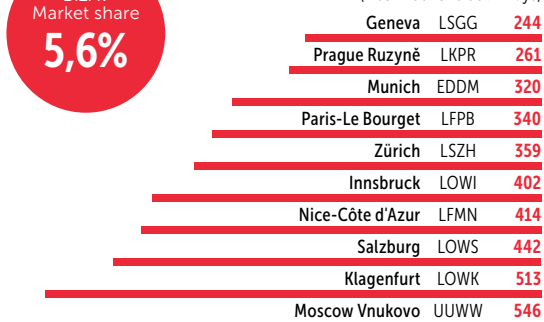
Weekly BizAv movements



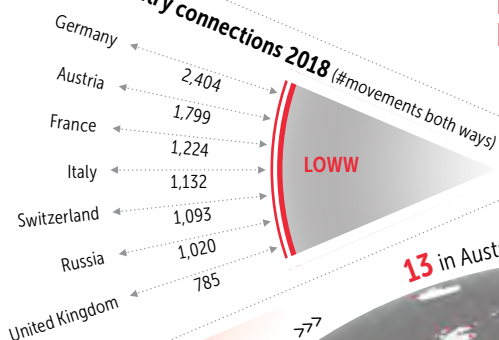
1st April Calmest day of 2018 (6 mov)
22nd June Busiest day of 2018 (86 mov)

BizAv Market share
5,6%

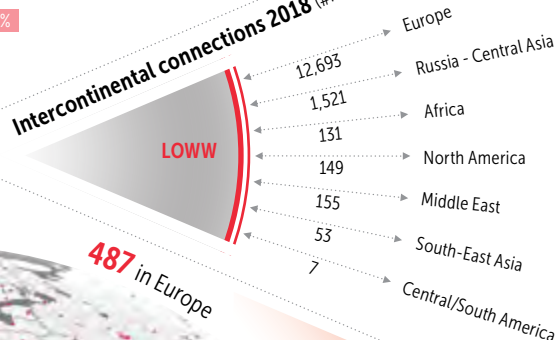
Top 10 Airport Pairs (#connections both ways)



Top country connections 2018 (#movements both ways)



Intercontinental connections 2018 (#movements both ways)



697 airports connected in 2018

13 in Austria

487 in Europe

197 outside Europe



Munich

Closest city: **Munich**

Airport operator: **Flughafen München GmbH**

Airport Type: **Mixed**



ICAO Code: **EDDM**

IATA Code: **MUC**



Runways: **08R/26L - 08L/26R**

5 most active aircraft (#movements)

Challenger 300 series

598

Cessna Citation CJ2

603

Dassault-Falcon 2000

646

Learjet 35

960

Cessna Citation Excel / XLS

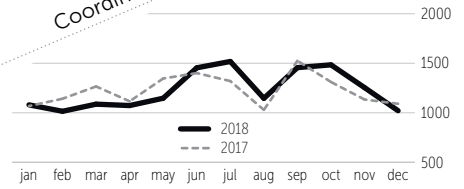
1,753

RANK
(BizAv traffic 2018)
11th

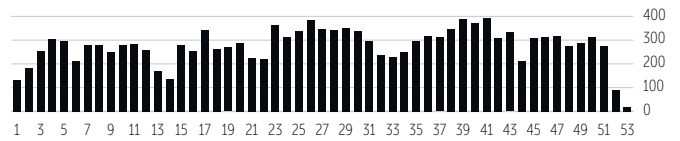
Growth on 2017
-0.1%

Coordinates: **N48°21'12" / E11°47'12"**

BizAv Monthly Traffic

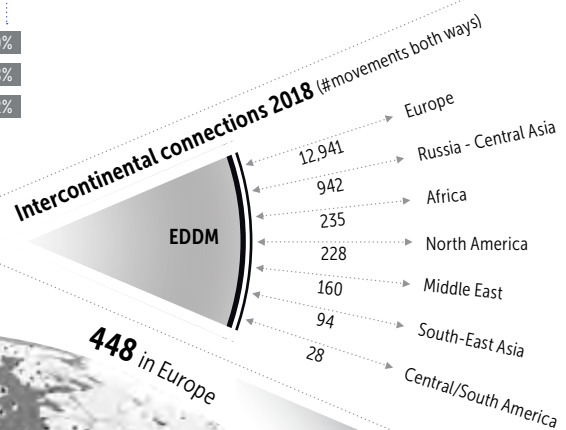
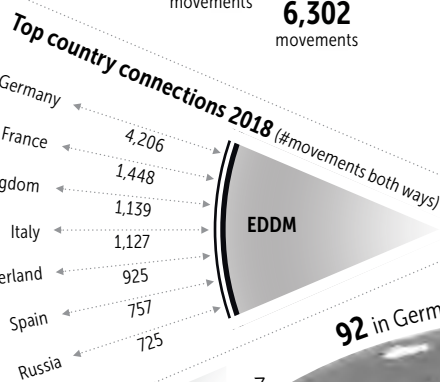
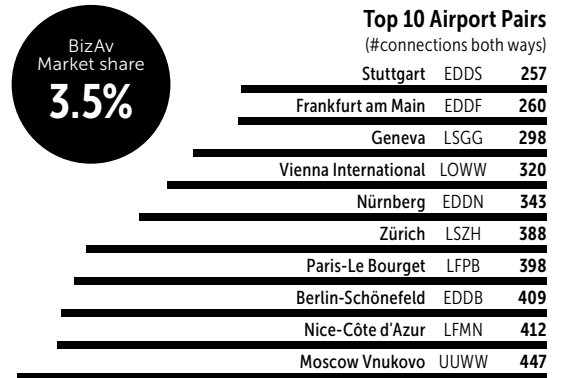
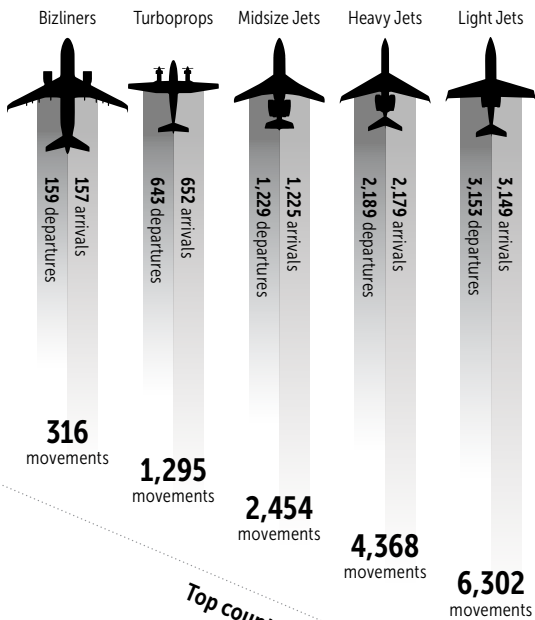


Weekly BizAv movements



3rd April
Calmmest day of 2018
(4 mov)

5th July
Busiest day of 2018
(74 mov)



Palma de Mallorca



Closest city: **Palma**

Airport operator: **Aena**

Airport Type: **Mixed**

ICAO Code: **LEPA**

IATA Code: **PMI**

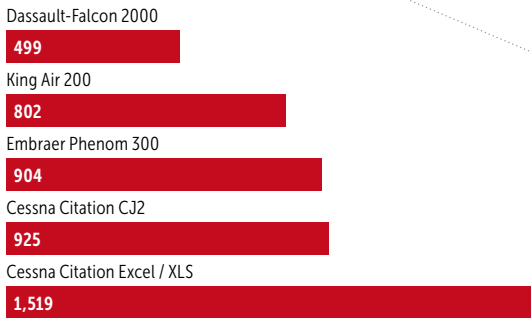


Runways: **06L/24R - 06R/24L**

Coordinates: **N39°33'6" / E2°44'18"**



5 most active aircraft (#movements)

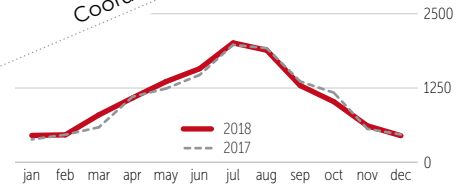


RANK (BizAv traffic 2018)

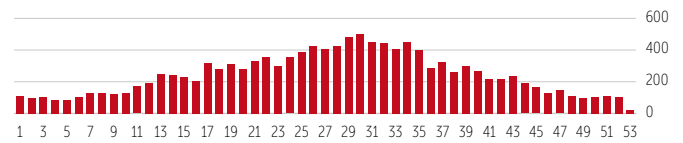
12th

Growth on 2017
+2.2%

BizAv Monthly Traffic



Weekly BizAv movements



27th July

Busiest day of 2018
(94 mov)

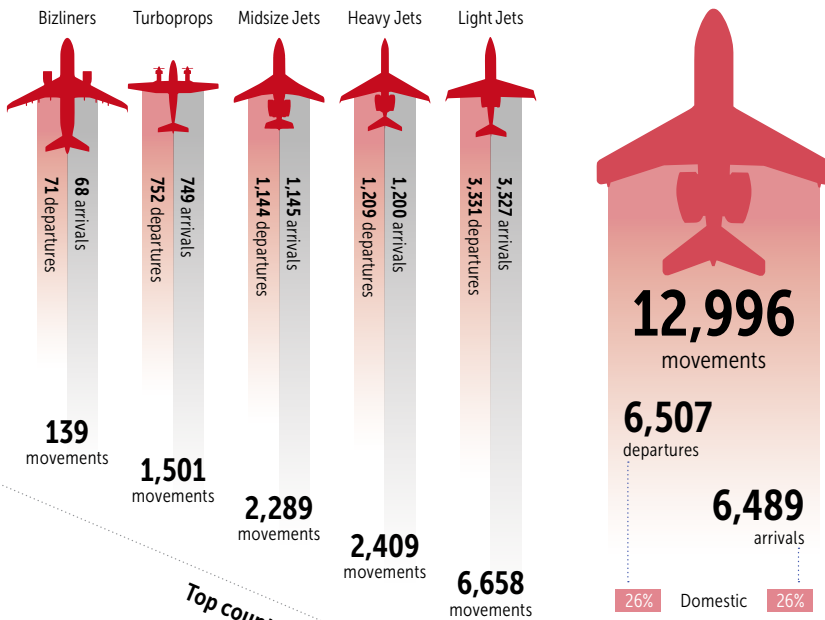
24th December

Calmmest day of 2018
(4 mov)

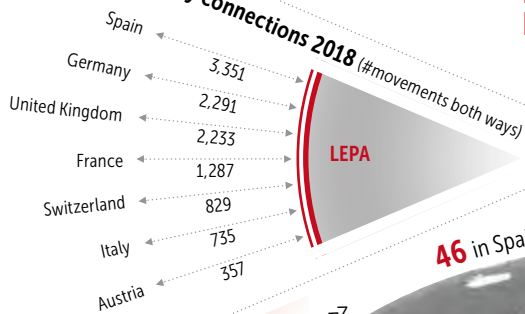
BizAv Market share
5.7%

Top 10 Airport Pairs (#connections both ways)

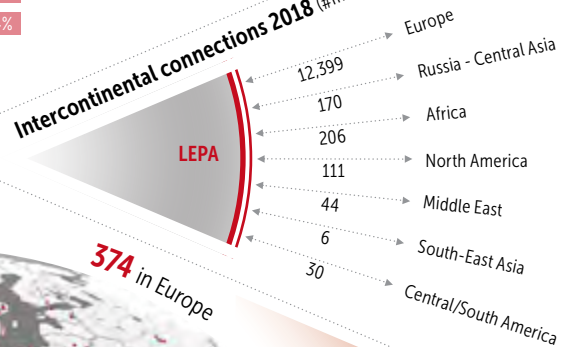
Düsseldorf	EDDL	245
Geneva	LSGG	247
Zürich	LSZH	287
London Luton	EGGW	310
Farnborough	EGLF	318
Madrid-Barajas	LEMD	391
Nice-Côte d'Azur	LFMN	414
Barcelona El Prat	LEBL	554
Menorca	LEMH	635
Ibiza	LEIB	906



Top country connections 2018 (#movements both ways)



Intercontinental connections 2018 (#movements both ways)





Berlin Schönefeld

Closest city: **Berlin**

Airport operator: **Flughafen Berlin Brandenburg GmbH**

Airport Type: **Mixed**

ICAO Code: **EDDB**



Runways: **07L/25R**

Coordinates: **N52°21'42" / E13°30'0"**

5 most active aircraft (#movements)

Cessna Citation CJ2

625

Global Express

822

Cessna Citation CJ1

895

Challenger 300 series

912

Cessna Citation Excel / XLS

1,521

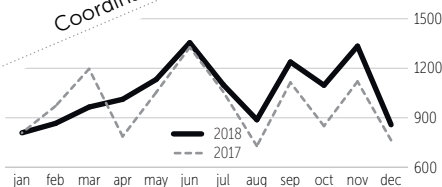
IATA Code: **SXF**

RANK
(BizAv traffic 2018)

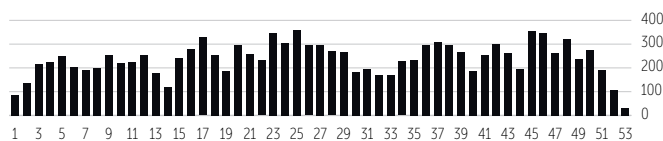
13th

Growth on 2017
+7.4%

BizAv Monthly Traffic



Weekly BizAv movements

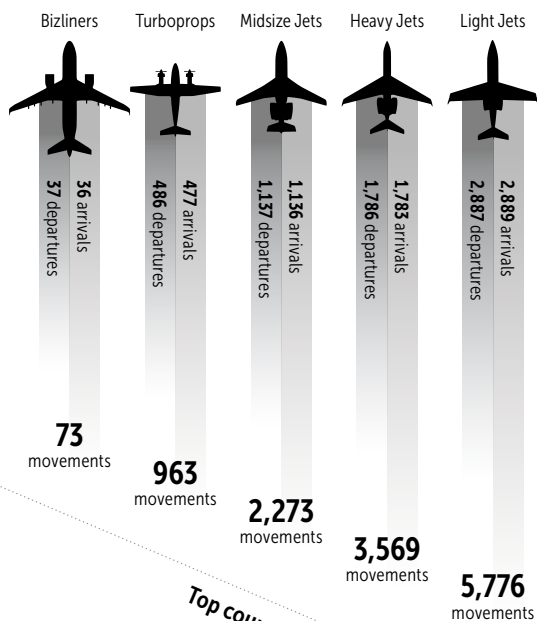


6th January

Calmmest day of 2018
(140 mov)

26th April

Busiest day of 2018
(81 mov)



12,654
movements

6,333
departures

6,321
arrivals

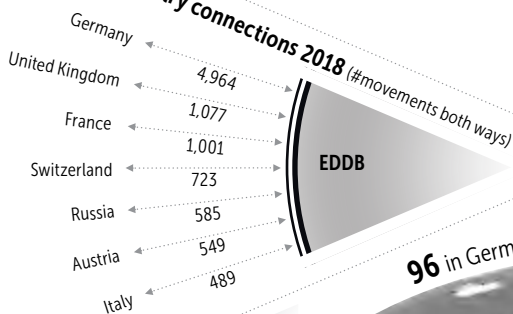
39% Domestic
51% Europe
10% Extra-Europe

BizAv
Market share
12.3%


Top 10 Airport Pairs (#connections both ways)

Hamburg	EDDH	205
Cologne Bonn	EDDK	208
Vienna International	LOWW	217
Moscow Vnukovo	UUWW	261
Paris-Le Bourget	LFPB	279
Nice-Côte d'Azur	LFMN	301
Zürich	LSZH	306
London Luton	EGGW	330
Munich	EDDM	409
Stuttgart	EDDS	451

Top country connections 2018 (#movements both ways)



Intercontinental connections 2018 (#movements both ways)



673 airports connected in 2018

96 in Germany

391 in Europe

186 outside Europe

Madrid Barajas



Closest city: **Madrid**

Airport operator: **Aena**

Airport Type: **Mixed**

ICAO Code: **LEMD**

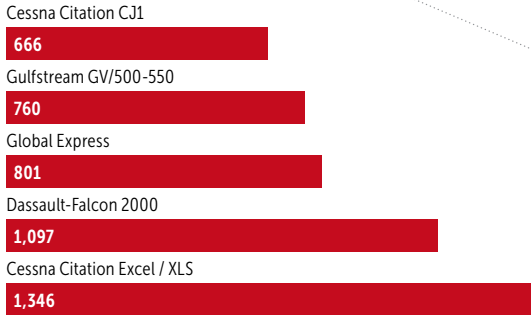
IATA Code: **MAD**

Runways: **14R/32L - 18L/36R - 14L/32R - 18R/36L**

Coordinates: **N40°28'18" / E-4°26'18"**



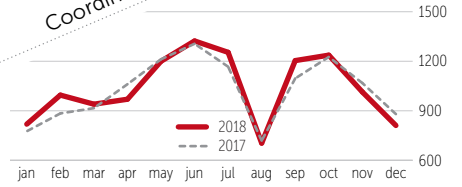
5 most active aircraft (#movements)



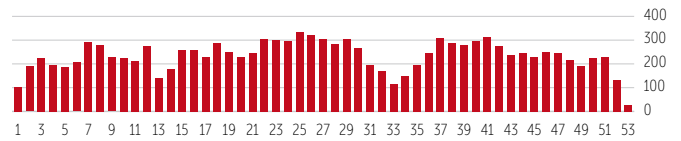
RANK
(BizAv traffic 2018)
14th

Growth on 2017
+1.3%

BizAv Monthly Traffic



Weekly BizAv movements



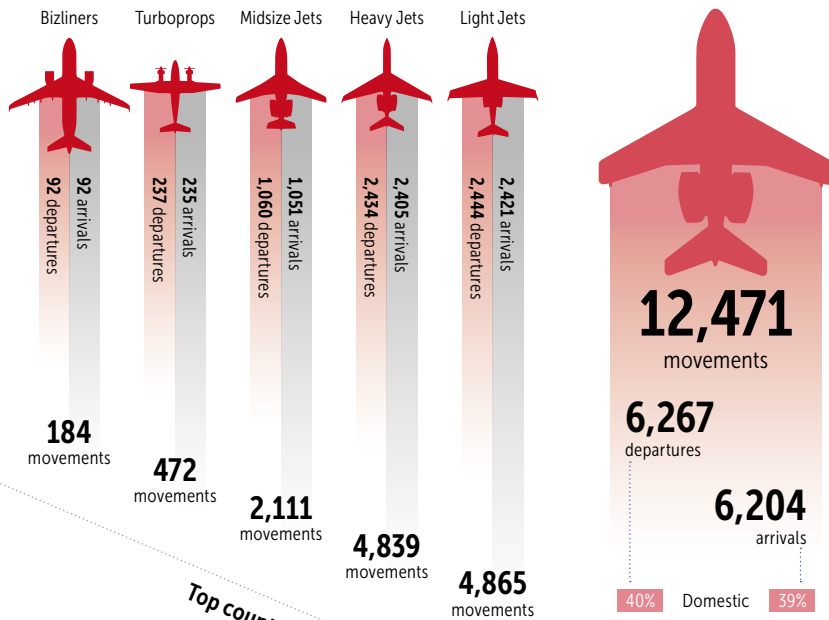
14th February
Busiest day of 2018
(71 mov)

31st December
Calmmest day of 2018
(7 mov)

BizAv Market share
2.9%

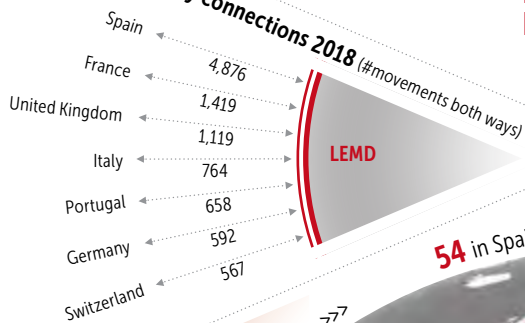
Top 10 Airport Pairs (#connections both ways)

Santiago de Compostela	LEST	230
Nice-Côte d'Azur	LFMN	245
Farnborough	EGLF	271
Valencia	LEVC	287
Geneva	LSGG	316
Palma De Mallorca	LEPA	391
Ibiza	LEIB	396
Málaga	LEMG	453
Paris-Le Bourget	LFPB	480
Barcelona El Prat	LEBL	918

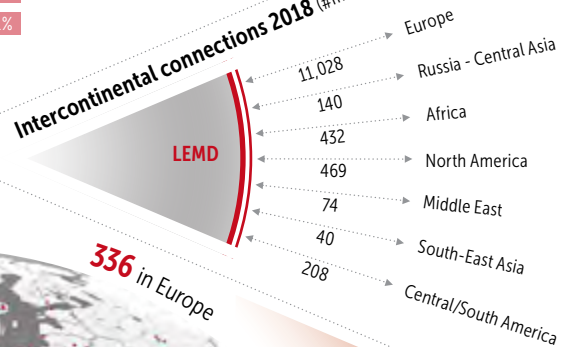


40% Domestic 39%
49% Europe 50%
12% Extra-Europe 11%

Top country connections 2018 (#movements both ways)



Intercontinental connections 2018 (#movements both ways)





Ibiza

Closest city: **Ibiza**

Airport operator: **Aena**

Airport Type: **Mixed**

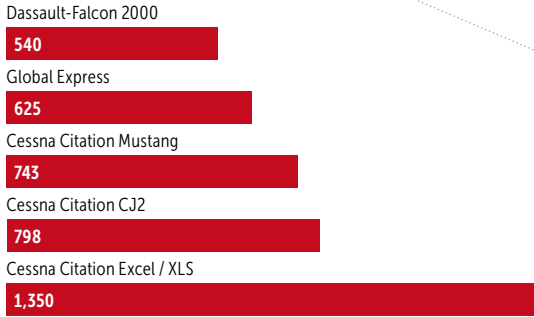
ICAO Code: **LEIB**



Runways: **06/24**

Coordinates: **N38°52'24" / E1°22'24"**

5 most active aircraft (#movements)



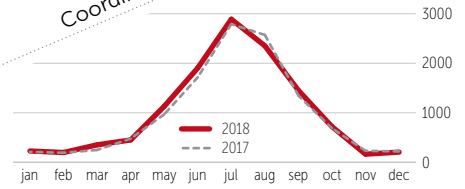
IATA Code: **IBZ**

RANK (BizAv traffic 2018)

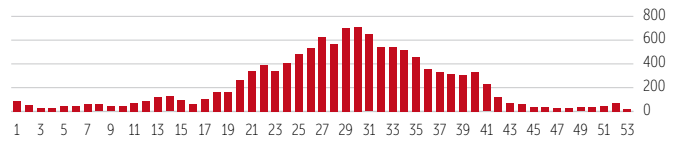
15th

Growth on 2017
+3.3%

BizAv Monthly Traffic



Weekly BizAv movements

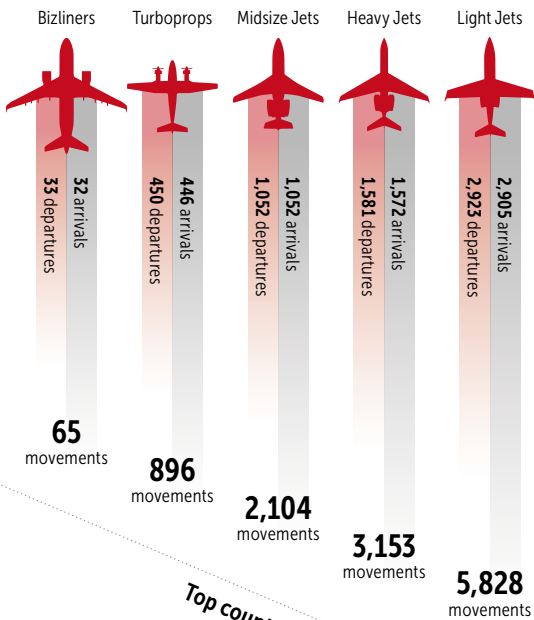


1st July

Busiest day of 2018
(136 mov)

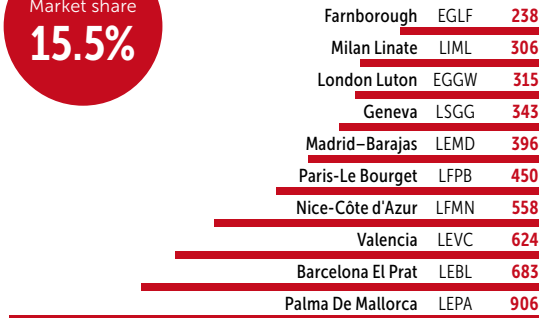
24th November

Calmmest day of 2018
(0 mov)

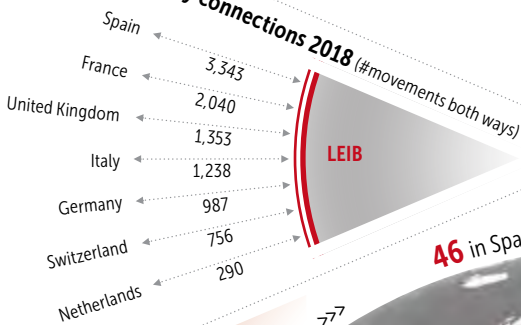


BizAv Market share
15.5%

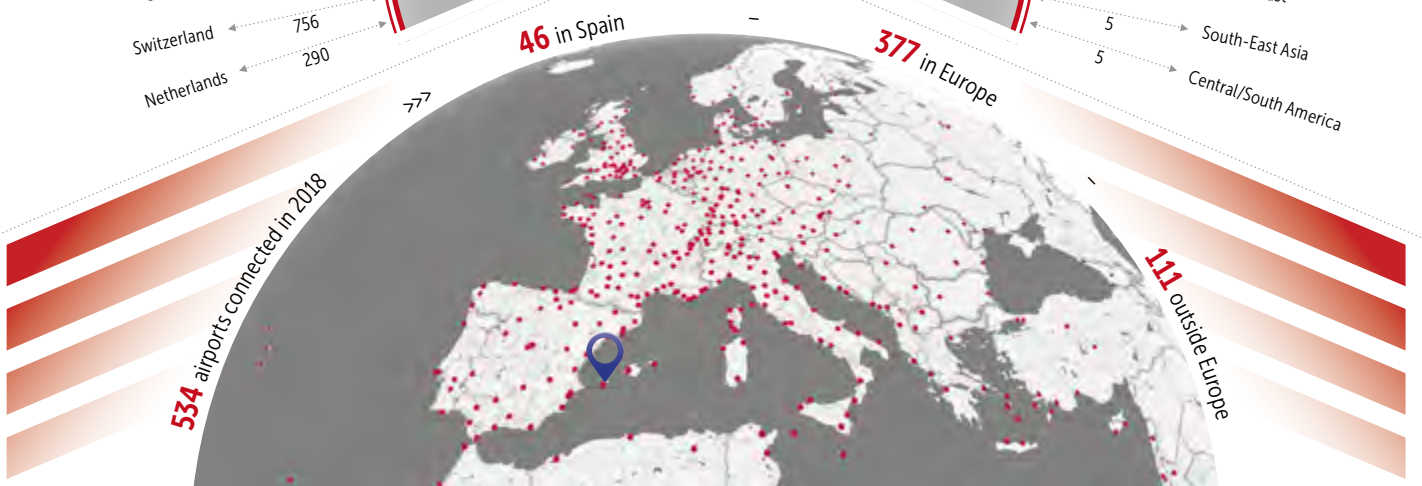
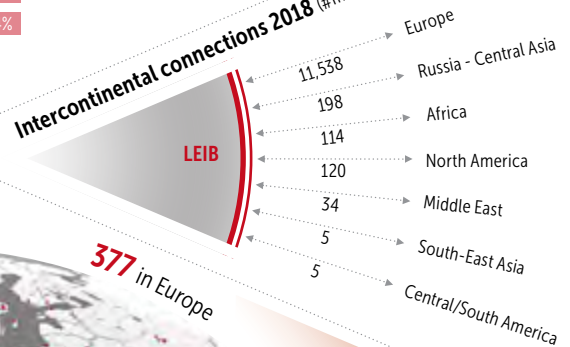
Top 10 Airport Pairs (#connections both ways)



Top country connections 2018 (#movements both ways)



Intercontinental connections 2018 (#movements both ways)



Cannes Mandelieu



Closest city: **Cannes**

Airport operator: **ACA - Aéroports de la Côte d'Azur**

Airport Type: **BizAv Dedicated**

ICAO Code: **LFMD**




Runways: **17/35 - 04/22**

Coordinates: **N43°32'48" / E6°57'18"**



5 most active aircraft (#movements)



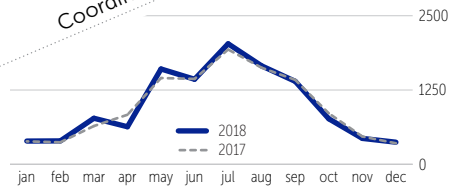
IATA Code: **CEQ**

RANK
(BizAv traffic 2018)

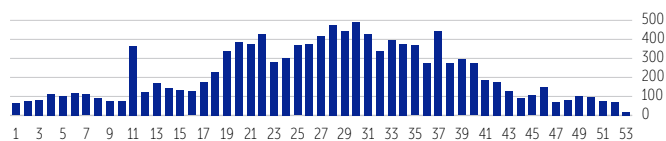
16th

Growth on 2017
+0.8%

BizAv Monthly Traffic



Weekly BizAv movements



28th May

Busiest day of 2018
(99 mov)


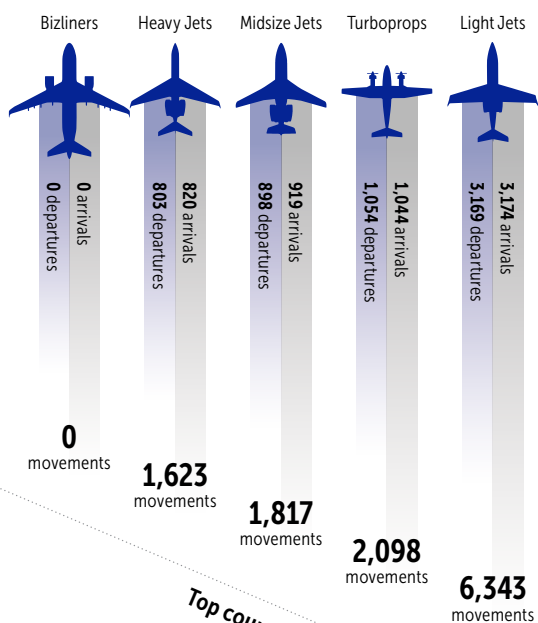
24th December

Calmmest day of 2018
(1 mov)

BizAv Market share
84.0%

Top 10 Airport Pairs (#connections both ways)

Milan Linate	LIML	178
London Biggin Hill	EGKB	200
Ibiza	LEIB	221
Zürich	LSZH	241
London Luton	EGGW	261
Amsterdam Schiphol	EHAM	297
Farnborough	EGLF	342
Nice-Côte d'Azur	LFMN	382
Geneva	LSGG	531
Paris-Le Bourget	LFPB	865



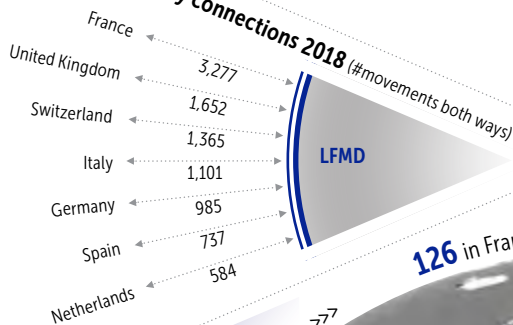
11,881
movements

5,924
departures

5,957
arrivals

28%	Domestic	28%
69%	Europe	69%
4%	Extra-Europe	3%

Top country connections 2018 (#movements both ways)



Intercontinental connections 2018 (#movements both ways)



126 in France

369 in Europe

537 airports connected in 2018

42 outside Europe



Prague Vaclav Havel

Closest city: **Prague**

Airport operator: **Letiště Praha, Ltd.**

Airport Type: **Mixed**

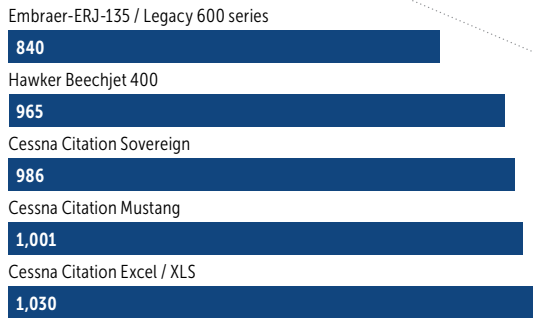
ICAO Code: **LKPR**



Runways: **06/24 - 12/30**

Coordinates: **N50°6'6" / E14°15'36"**

5 most active aircraft (#movements)



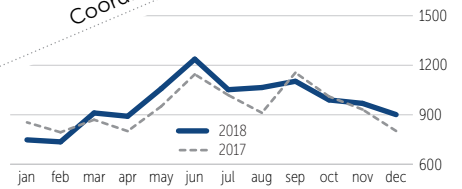
IATA Code: **PRG**

RANK (BizAv traffic 2018)

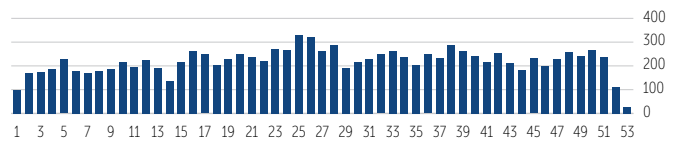
17th

Growth on 2017 **+3.7%**

BizAv Monthly Traffic



Weekly BizAv movements



7th April

Calmmest day of 2018 (3 mov)

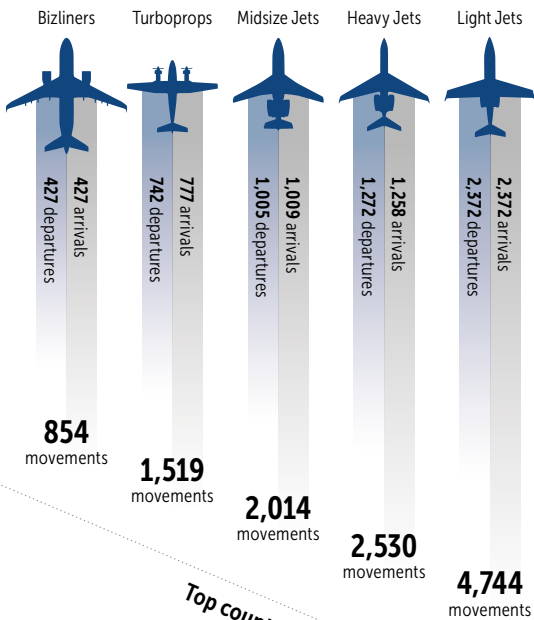
18th June

Busiest day of 2018 (62 mov)

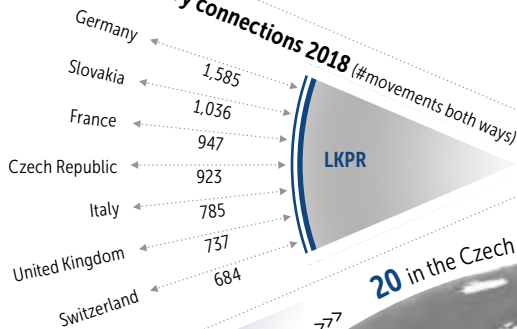
BizAv Market share **7.0%**

Top 10 Airport Pairs (#connections both ways)


Moscow Vnukovo	UUWW	167
Schwäbisch Hall	EDTY	167
Berlin-Schönefeld	EDDB	168
Ostrava	LKMT	179
Geneva	LSGG	193
Paris-Le Bourget	LFPB	194
Brno	LKTB	235
Nice-Côte d'Azur	LFMN	257
Vienna International	LOWW	261
Bratislava M. R. Štefánik	LZIB	792



Top country connections 2018 (#movements both ways)



Intercontinental connections 2018 (#movements both ways)



649 airports connected in 2018

20 in the Czech Republic

472 in Europe

157 outside Europe

Stuttgart



Closest city: **Stuttgart**

Airport operator: **Flughafen Stuttgart GmbH**

Airport Type: **Mixed**

ICAO Code: **EDDS**

IATA Code: **STR**



Runways: **07/25**

Coordinates: **N48°41'24" / E9°13'18"**



5 most active aircraft (#movements)

King Air 90

534

Cessna-M2

651

Challenger 600 series

908

Cessna Citation CJ3

1,156

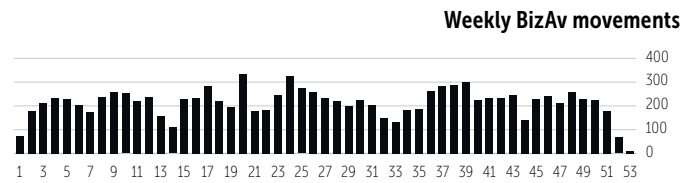
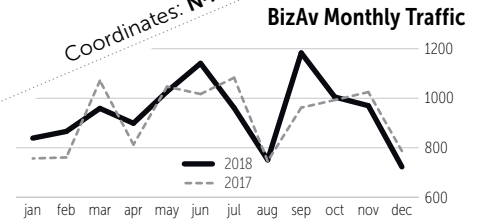
Cessna Citation Excel / XLS

1,468

RANK
(BizAv traffic 2018)

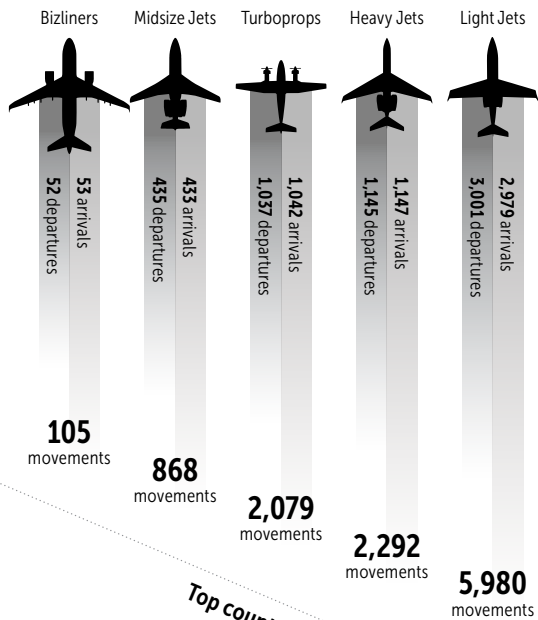
18th

Growth
on 2017
+2.4%



14th June
Busiest day of 2018
(82 mov)


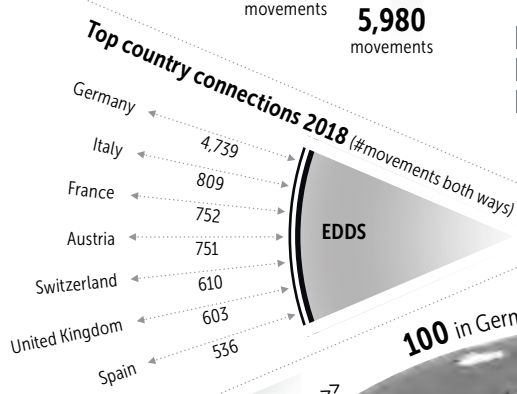
24th December
Calmmest day of 2018
(3 mov)



BizAv
Market share
8.6%

Top 10 Airport Pairs
(#connections both ways)

Frankfurt am Main	EDDF	178
Hannover	EDDV	197
Düsseldorf	EDDL	202
Hamburg	EDDH	213
Paris-Le Bourget	LFPB	225
Zürich	LSZH	232
Munich	EDDM	257
Salzburg	LOWS	314
Berlin-Schönefeld	EDDB	451
Braunschweig Wolfsburg	EDVE	495





Barcelona El Prat

Closest city: **Barcelona**

Airport operator: **Aena**

Airport Type: **Mixed**

ICAO Code: **LEBL**



Runways: **07L/25R - 07R/25L - 02/20**

IATA Code: **BCN**

5 most active aircraft (#movements)

Boeing 757-200

517

Cessna Citation II

550

Dassault-Falcon 2000

617

Cessna Citation Mustang

709

Cessna Citation Excel / XLS

1,113

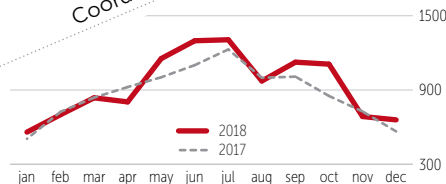
RANK
(BizAv traffic 2018)

19th

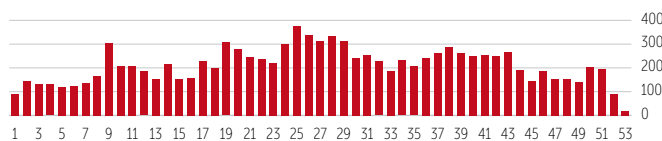
Growth on 2017
+7.0%

Coordinates: **N41°17'48" / E2°4'42"**

BizAv Monthly Traffic



Weekly BizAv movements

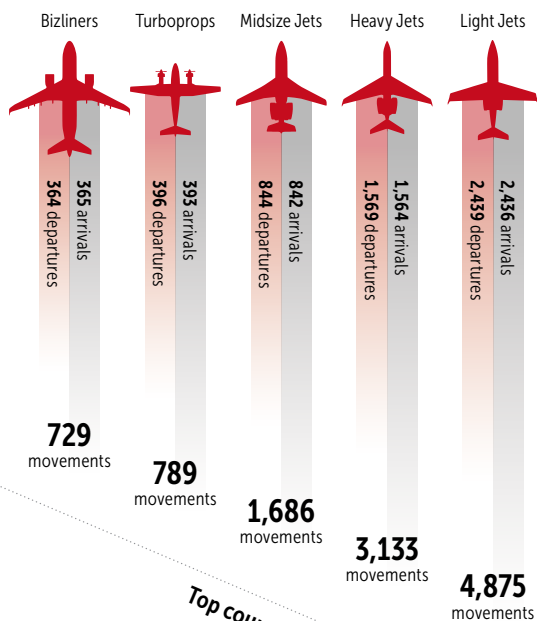


4th January

Calmmest day of 2018
(6 mov)

17th June

Busiest day of 2018
(67 mov)



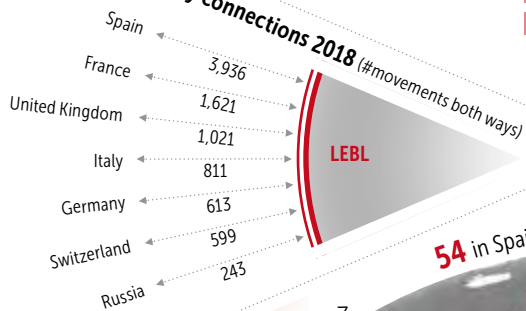
35%	Domestic	35%
55%	Europe	56%
9%	Extra-Europe	9%

BizAv Market share
3.1%


Top 10 Airport Pairs (#connections both ways)

Valencia	LEVC	161
Milan Linate	LIML	170
Málaga	LEMG	198
London Luton	EGGW	226
Geneva	LSGG	303
Nice-Côte d'Azur	LFMN	354
Paris-Le Bourget	LFPB	474
Palma De Mallorca	LEPA	554
Ibiza	LEIB	683
Madrid-Barajas	LEMD	918

Top country connections 2018 (#movements both ways)



Intercontinental connections 2018 (#movements both ways)

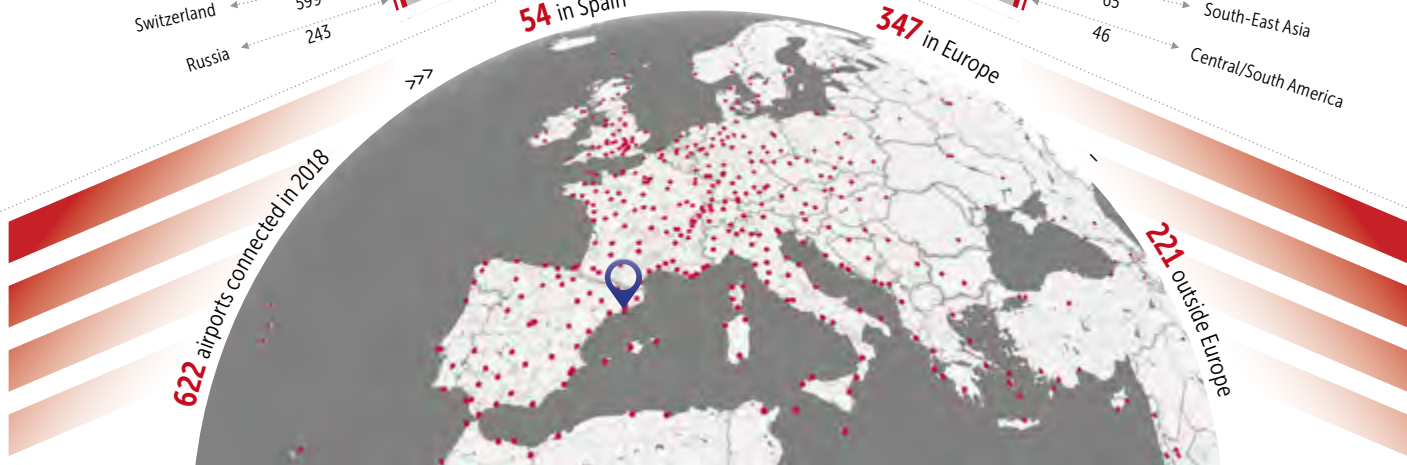


622 airports connected in 2018

54 in Spain

347 in Europe

221 outside Europe



London Stansted



Closest city: **London**

Airport operator: **Stansted Airport Limited**

Airport Type: **Mixed**

ICAO Code: **EGSS**

IATA Code: **STN**

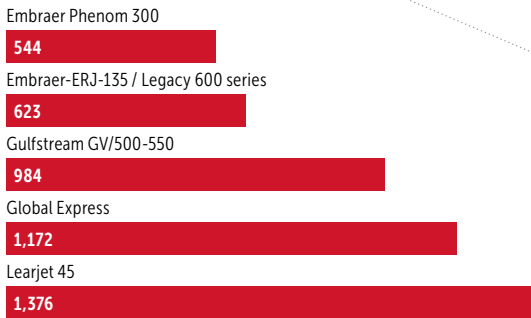


Runways: **04/22**

Coordinates: **N51°53'6" / E0°14'6"**



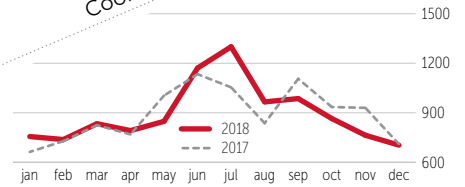
5 most active aircraft (#movements)



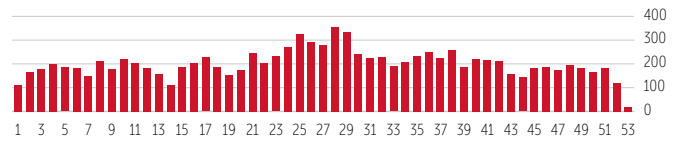
RANK
(BizAv traffic 2018)
20th

Growth
on 2017
+0.3%

BizAv Monthly Traffic



Weekly BizAv movements


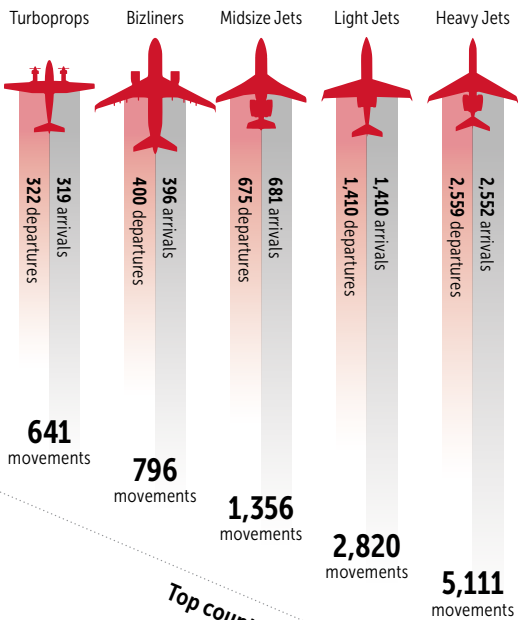


16th July

Busiest day of 2018
(74 mov)

31st December

Calmmest day of 2018
(7 mov)



5,366
departures

5,358
arrivals

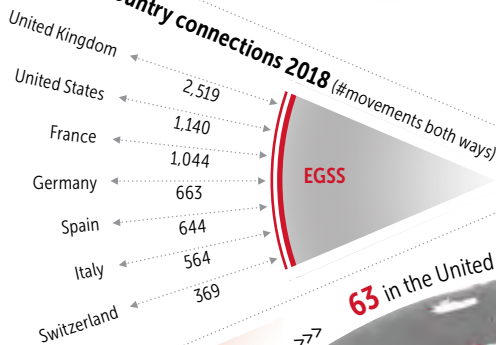
24%	Domestic	23%
46%	Europe	48%
30%	Extra-Europe	29%

BizAv
Market share
5.1%

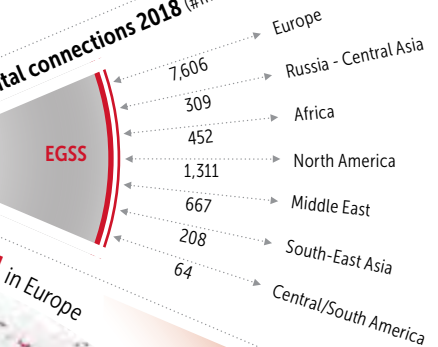
Top 10 Airport Pairs (#connections both ways)

London Biggin Hill	EGKB	133
Berlin-Schönefeld	EDDB	141
Teterboro	KTEB	175
Geneva	LSGG	177
Dublin	EIDW	198
Farnborough	EGLF	230
Nice-Côte d'Azur	LFMN	262
Paris-Le Bourget	LFPB	350
London Luton	EGGW	376
Belfast	EGAA	435

Top country connections 2018 (#movements both ways)



Intercontinental connections 2018 (#movements both ways)



63 in the United Kingdom

334 in Europe

739 airports connected in 2018

342 outside Europe



Amsterdam Schiphol

Closest city: **Amsterdam**

Airport operator: **Royal Schiphol Group**

Airport Type: **Mixed**



ICAO Code: **EHAM**


IATA Code: **AMS**



Runways: **18R/36L - 06/24 - 09/27 - 18L/36R - 18C/36C - 04/22**

Coordinates: **N52°18'30" / E4°45'54"**

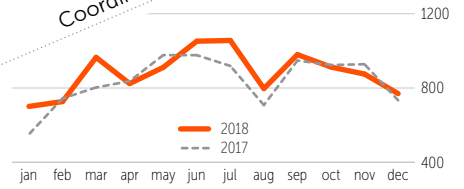
5 most active aircraft (#movements)



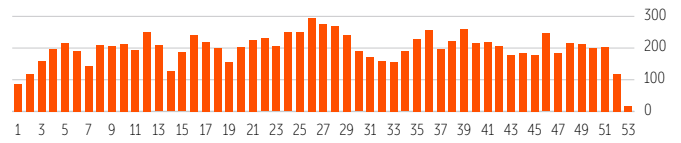
RANK (BizAv traffic 2018)
21st

Growth on 2017
+5.2%

BizAv Monthly Traffic



Weekly BizAv movements



28th June

Busiest day of 2018 (63 mov)

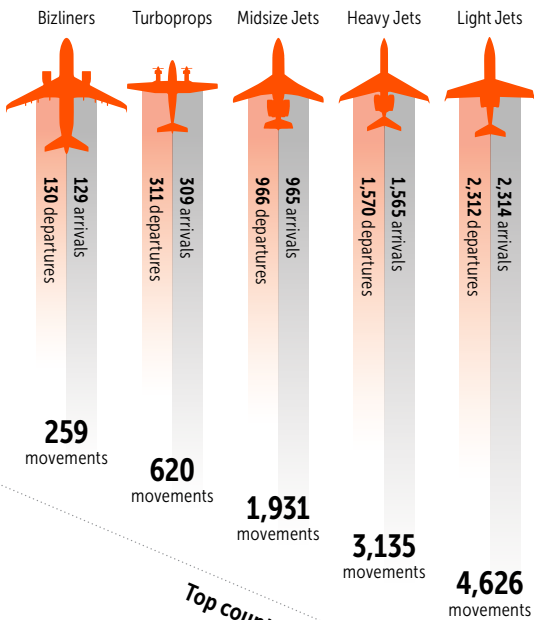
31st December

Calmmest day of 2018 (6 mov)

BizAv Market share
1.9%

Top 10 Airport Pairs (#connections both ways)

London City	EGLC	170
Rotterdam	EHRD	180
Antwerp	EBAW	194
Geneva	LSGG	211
London Biggin Hill	EGKB	229
Nice-Côte d'Azur	LFMN	287
Cannes-Mandelieu	LFMD	297
Farnborough	EGLF	313
London Luton	EGGW	437
Paris-Le Bourget	LFPB	574



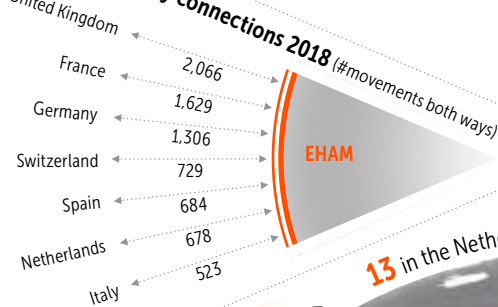
10,571 movements

5,289 departures


5,282 arrivals

6%	Domestic	7%
87%	Europe	86%
7%	Extra-Europe	7%

Top country connections 2018 (#movements both ways)



Intercontinental connections 2018 (#movements both ways)

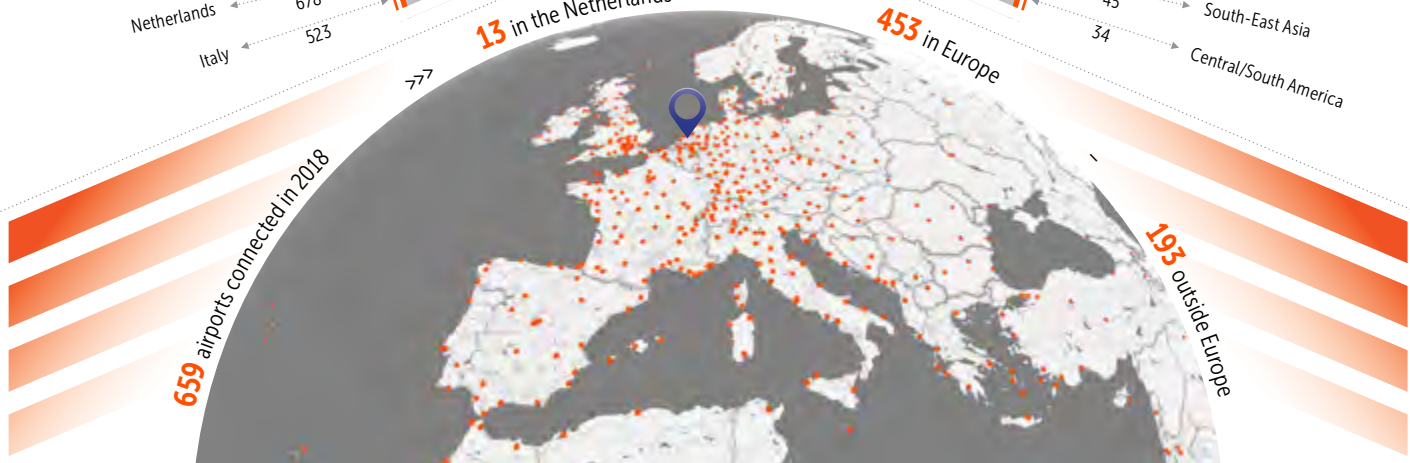


659 airports connected in 2018

13 in the Netherlands

453 in Europe

193 outside Europe



Athens International



Closest city: **Athens**

Airport operator: **Athens International Airport S.A.**

Airport Type: **Mixed**

ICAO Code: **LGAV**

IATA Code: **ATH**



Runways: **03R/21L - 03L/21R**

Coordinates: **N37°56'12" / E23°56'42"**



5 most active aircraft (#movements)

Embraer-ERJ-135 / Legacy 600 series

573

Global Express

576

Cessna Citation II

607

Challenger 600 series

671

Cessna Citation Excel / XLS

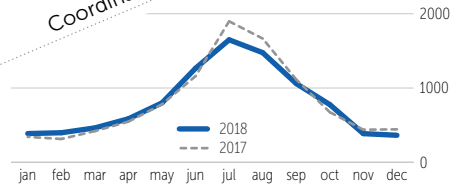
706

RANK
(BizAv traffic 2018)

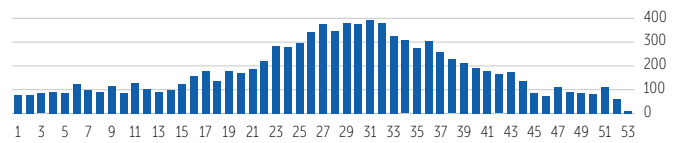
22nd

Growth on 2017
-1.9%

BizAv Monthly Traffic



Weekly BizAv movements



23rd June

Busiest day of 2018
(79 mov)

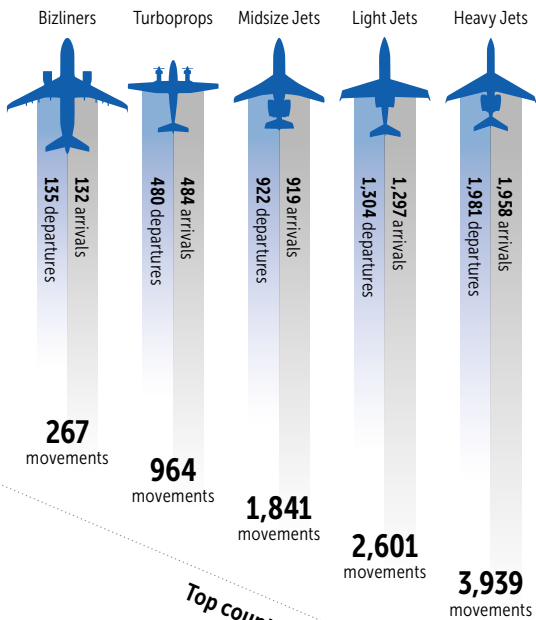
24th December

Calmmest day of 2018
(3 mov)

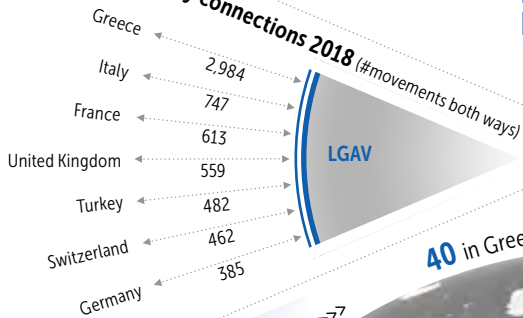
BizAv Market share
4.4%

Top 10 Airport Pairs (#connections both ways)

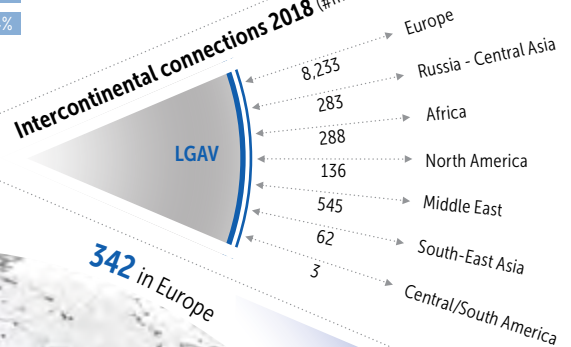
Belgrade Nikola Tesla	LYBE	163
Beirut Rafic Hariri	OLBA	166
Ben Gurion	LLBG	178
Corfu	LGKR	185
Farnborough	EGLF	205
Larnaca	LCLK	222
Geneva	LSGG	237
Nice-Côte d'Azur	LFMN	260
Santorini	LGSR	349
Mikonos	LGMK	867



Top country connections 2018 (#movements both ways)



Intercontinental connections 2018 (#movements both ways)





Malaga Costa del Sol

Closest city: **Malaga**

Airport operator: **Aena**

Airport Type: **Mixed**



ICAO Code: **LEMG**

IATA Code: **AGP**



Runways: **13/31 - 12/30**

Coordinates: **N36°40'30" / E-5°30'0"**

5 most active aircraft (#movements)

Global Express

398

Hawker 700-900

467

Cessna Citation CJ2

474

King Air 200

768

Cessna Citation Excel / XLS

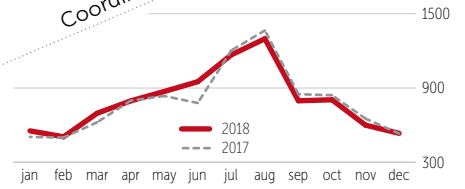
912

RANK (BizAv traffic 2018)

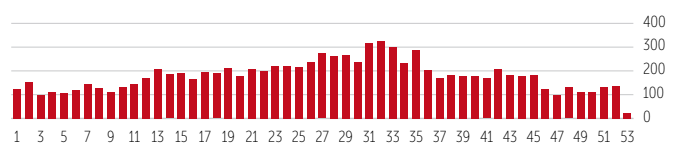
23rd

Growth on 2017
+0.9%

BizAv Monthly Traffic



Weekly BizAv movements



17th April

Calmmest day of 2018 (5 mov)

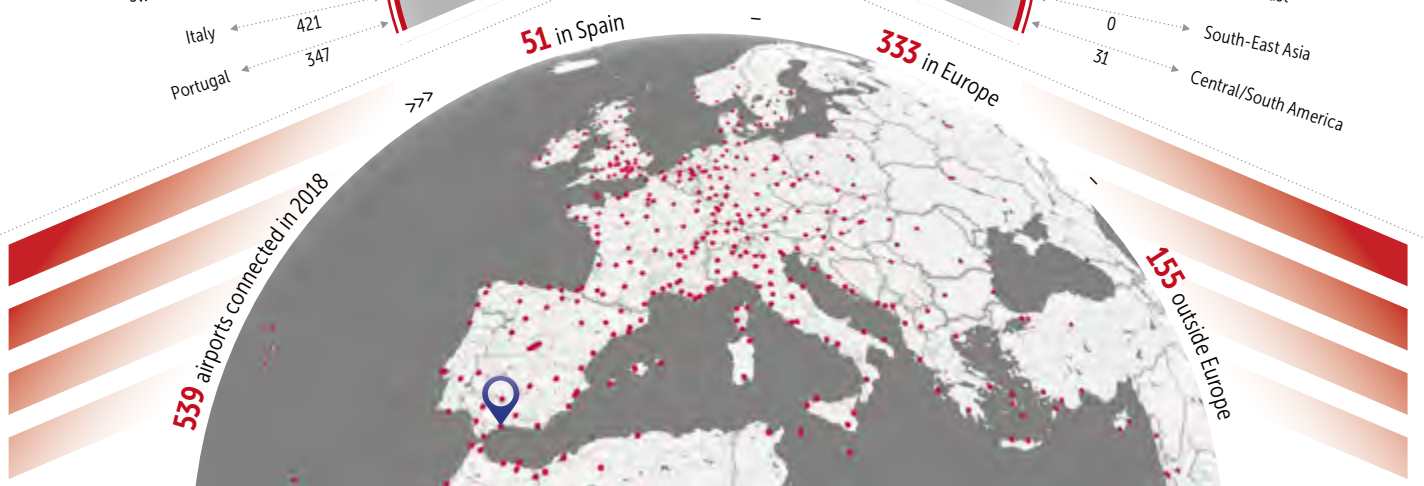

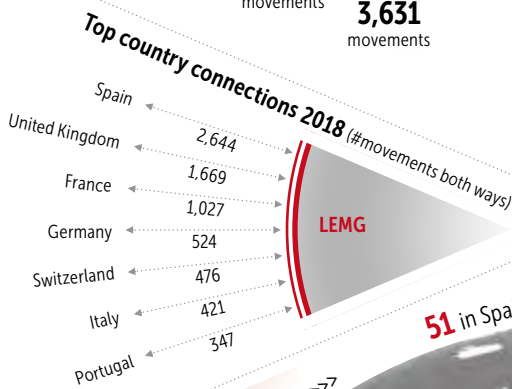
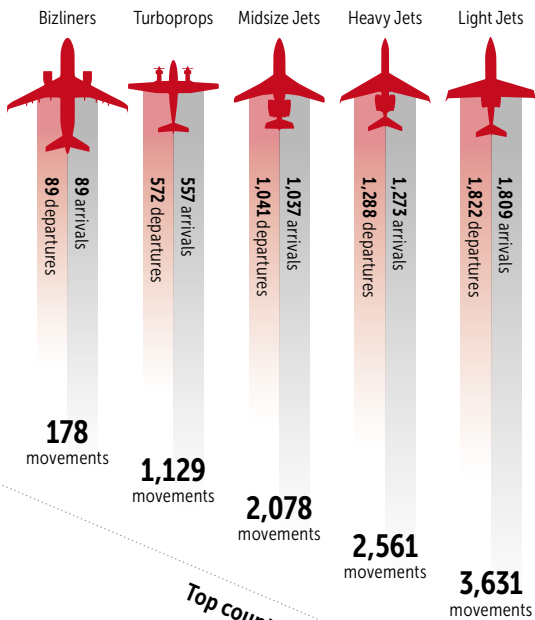
5th August

Busiest day of 2018 (70 mov)

BizAv Market share
6.7%

Top 10 Airport Pairs (#connections both ways)

Palma De Mallorca	LEPA	212
Geneva	LSGG	227
Ibiza	LEIB	235
London Biggin Hill	EGKB	250
Farnborough	EGLF	260
London Luton	EGGW	260
Nice-Côte d'Azur	LFMN	268
Paris-Le Bourget	LFPB	310
Madrid-Barajas	LEMD	453
Melilla	GEML	689



Olbia Costa Smeralda



Closest city: **Olbia**

Airport operator: **Geasar S.p.A.**

Airport Type: **Mixed**

ICAO Code: **LIEO**

IATA Code: **OLB**

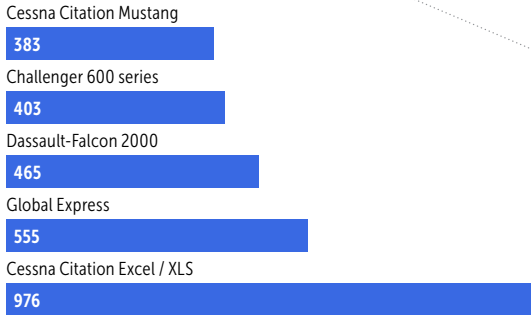


Runways: **05/23**

Coordinates: **N40°53'54" / E9°31'6"**



5 most active aircraft (#movements)

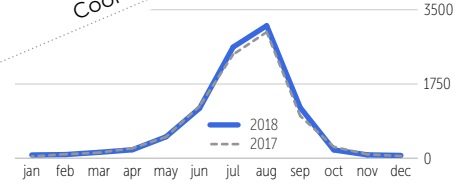


RANK
(BizAv traffic 2018)

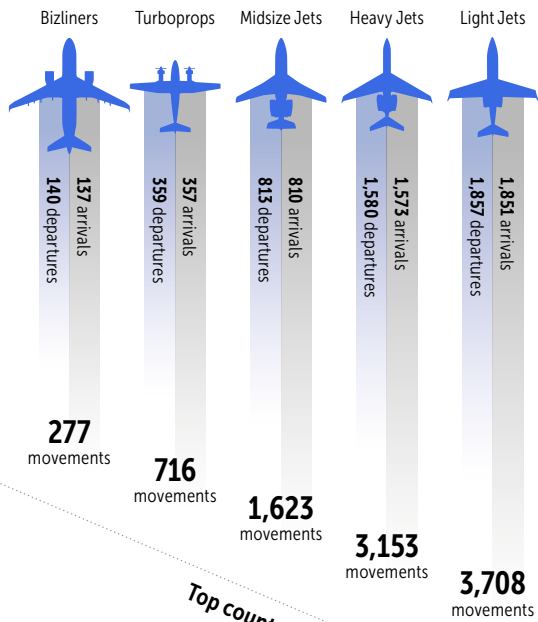
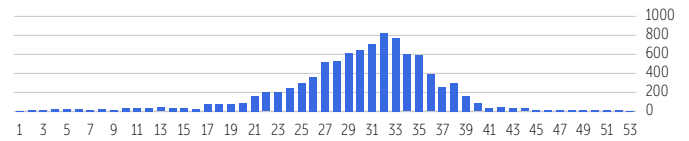
24th

Growth on 2017
+4.4%

BizAv Monthly Traffic

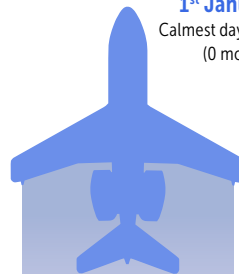


Weekly BizAv movements



1st January
Calmmest day of 2018
(0 mov)

8th August
Busiest day of 2018
(139 mov)



9,477
movements

4,749
departures

4,728
arrivals

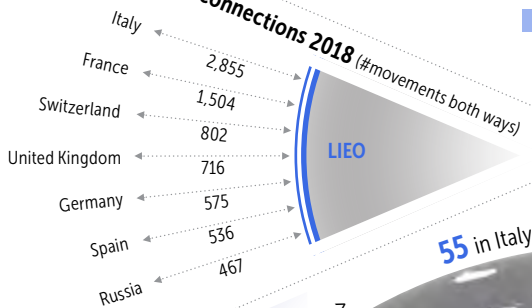


BizAv Market share
27.5%

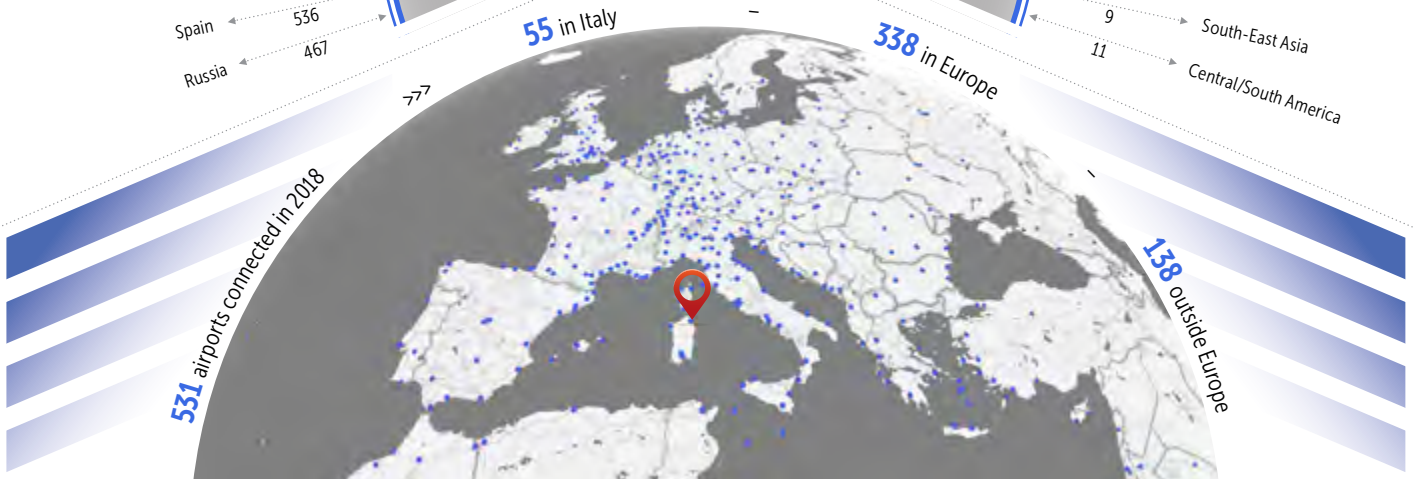
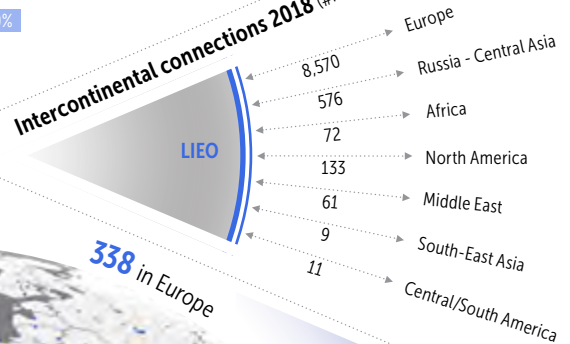
Top 10 Airport Pairs (#connections both ways)

Ibiza	LEIB	191
Naples	LIRN	200
Zürich	LSZH	204
Farnborough	EGLF	210
Paris-Le Bourget	LFPB	246
Moscow Vnukovo	UUWW	301
Geneva	LSGG	403
Roma Ciampino	LIRA	452
Milan Linate	LIML	597
Nice-Côte d'Azur	LFMN	636

Top country connections 2018 (#movements both ways)



Intercontinental connections 2018 (#movements both ways)





Brussels Zaventem

Closest city: **Brussels**

Airport operator: **Brussels Airport Company**

Airport Type: **Mixed**

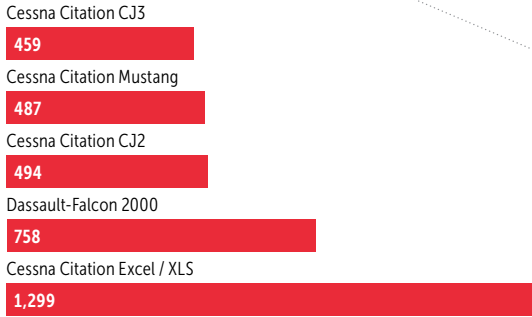
ICAO Code: **EBBR**



Runways: **01/19 - 07R/25L - 07L/25R**

Coordinates: **N50°54'6" / E4°29'6"**

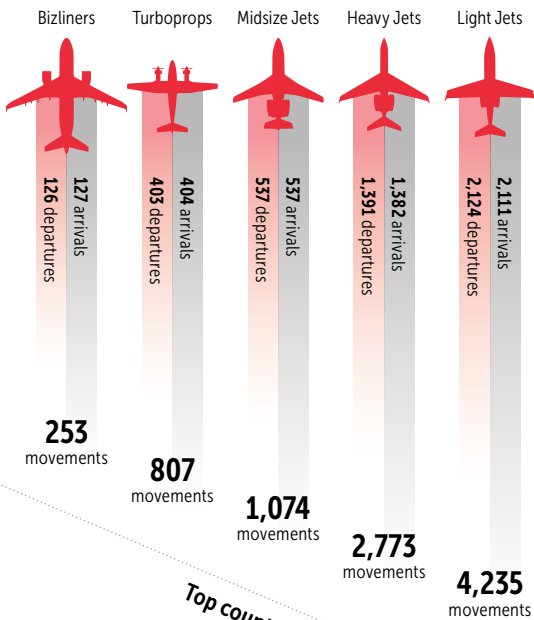
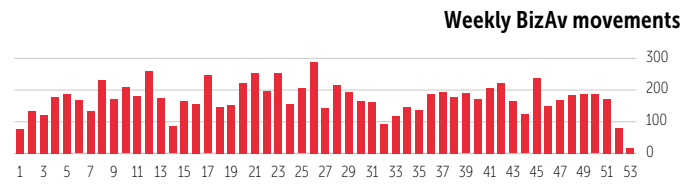
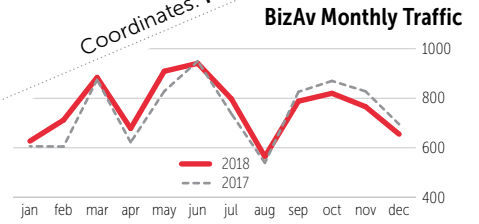
5 most active aircraft (#movements)



IATA Code: **BRU**

RANK (BizAv traffic 2018)
25th

Growth on 2017
+1.8%



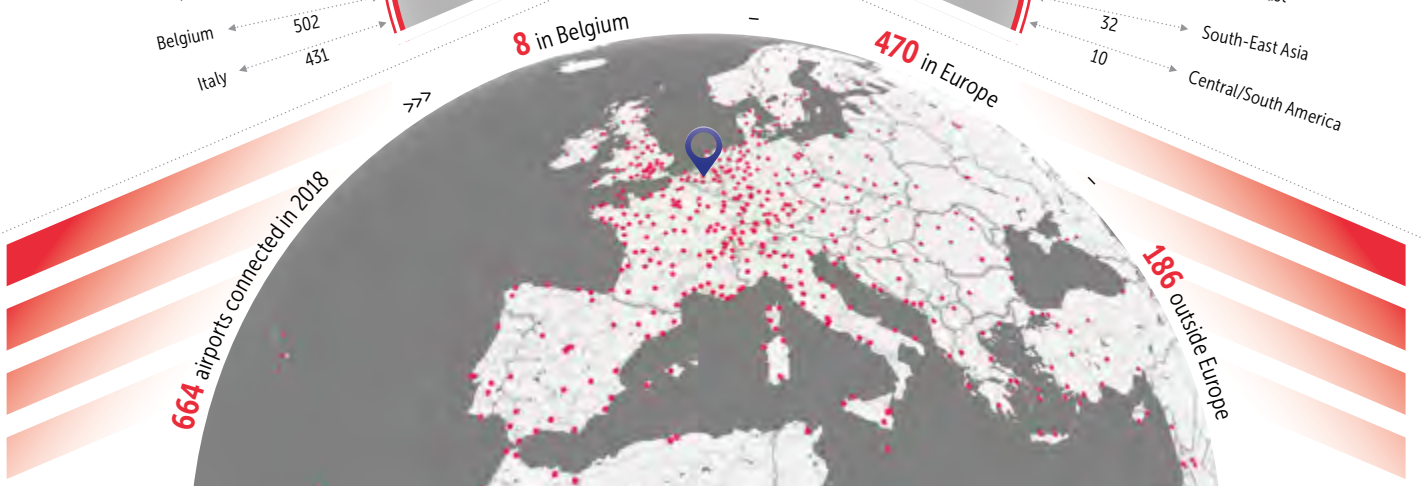
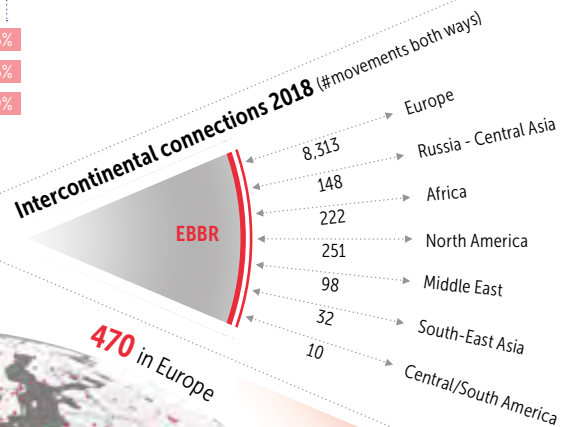
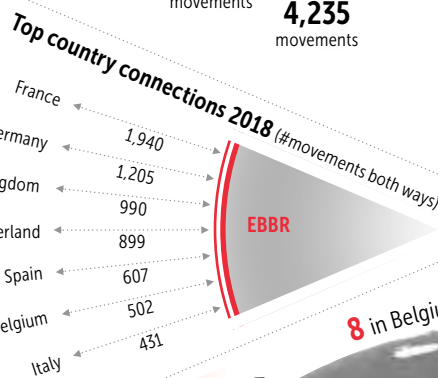
3rd January Calmest day of 2018 (0 mov)
22nd May Busiest day of 2018 (57 mov)



BizAv Market share
3.8%

Top 10 Airport Pairs (#connections both ways)

Antwerp	EBAW	122
Cannes-Mandelieu	LFMD	122
Luxembourg-Findel	ELLX	151
London Luton	EGGW	155
Zürich	LSZH	174
Nice-Côte d'Azur	LFMN	188
Kortrijk Wevelgem	EBKT	218
Farnborough	EGLF	232
Geneva	LSGG	406
Paris-Le Bourget	LFPB	505



Hamburg



Closest city: **Hamburg**

Airport operator: **Flughafen Hamburg GmbH**

Airport Type: **Mixed**

ICAO Code: **EDDH**

IATA Code: **HAM**




Runways: **05/23 - 15/33**

Coordinates: **N53°37'48" / E9°59'18"**

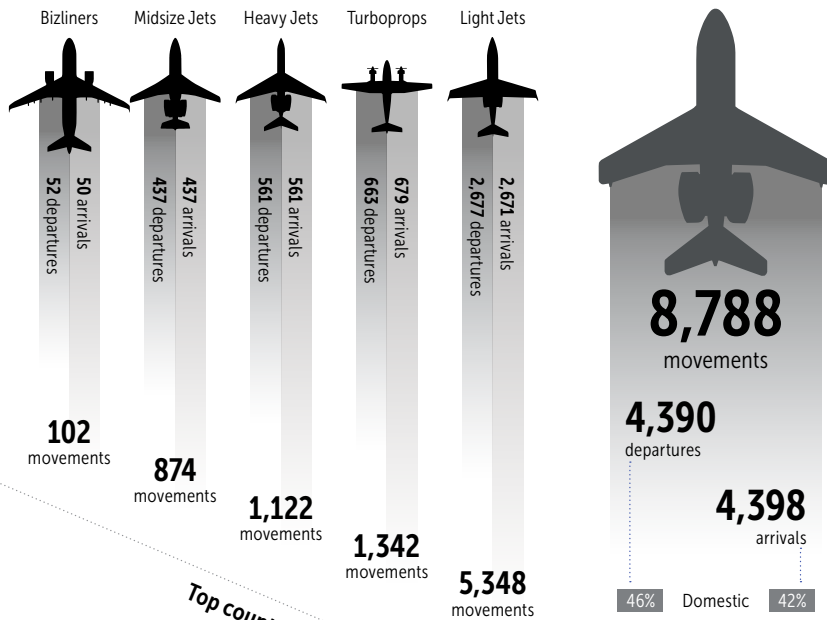
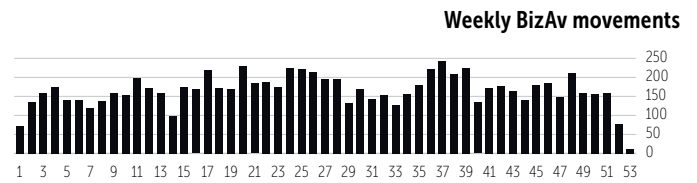
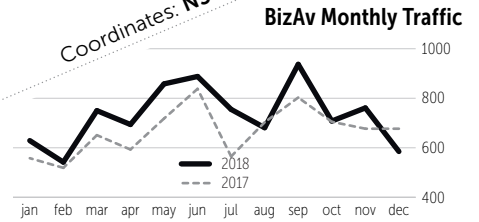


5 most active aircraft (#movements)



RANK
(BizAv traffic 2018)
26th

Growth on 2017
+9.8%



18th May
Busiest day of 2018
(49 mov)

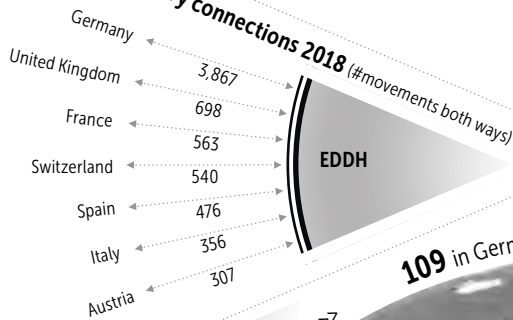
31st December
Calmmest day of 2018
(2 mov)

BizAv Market share
5.7%

Top 10 Airport Pairs (#connections both ways)

Bremen	EDDW	156
Hannover	EDDV	166
Munich	EDDM	182
Zürich	LSZH	187
Berlin-Schönefeld	EDDB	205
Palma De Mallorca	LEPA	208
Stuttgart	EDDS	213
Cologne Bonn	EDDK	240
Düsseldorf	EDDL	271
Westerland Sylt	EDXW	374

Top country connections 2018 (#movements both ways)



Intercontinental connections 2018 (#movements both ways)



109 in Germany

384 in Europe

588 airports connected in 2018

95 outside Europe



Istanbul Atatürk Int.

Closest city: **Istanbul**

Airport operator: **General Directorate of State Airports (DHMI)**

Airport Type: **Mixed**

ICAO Code: **LTBA**



Runways: **17L/35R - 17R/35L - 05/23**

5 most active aircraft (#movements)

Gulfstream GV/500-550

463

Hawker 700-900

487

Gulfstream G300-450

517

Learjet 45

675

Challenger 600 series

1,212

IATA Code: **IST**

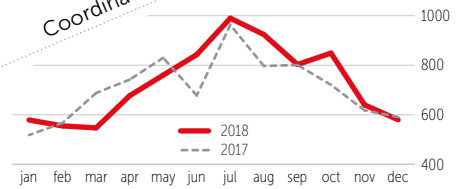
RANK (BizAv traffic 2018)

27th

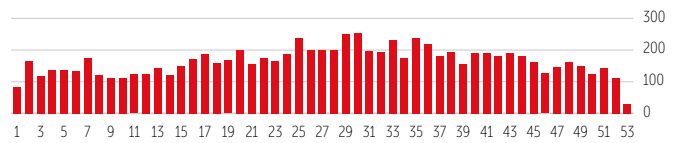
Growth on 2017
+2.7%

Coordinates: **N40°58'36" / E28°48'54"**

BizAv Monthly Traffic



Weekly BizAv movements

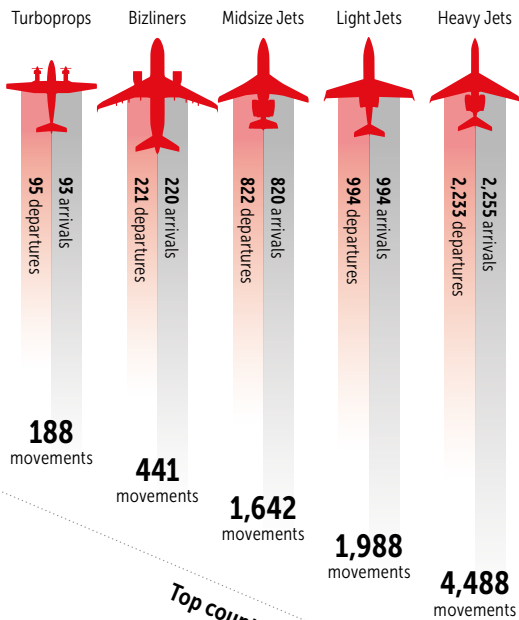


17th August

Busiest day of 2018
(54 mov)

11th December

Calmmest day of 2018
(5 mov)



8,747
movements

4,365
departures

4,382
arrivals

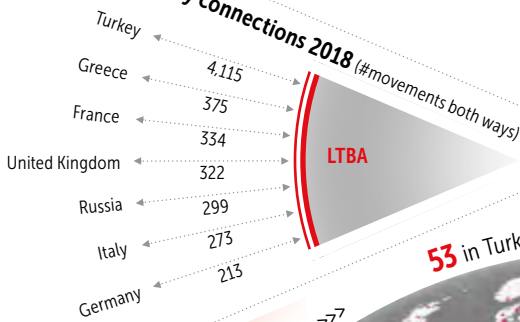
48% Domestic 47%
30% Europe 30%
22% Extra-Europe 23%

BizAv Market share
1.9%

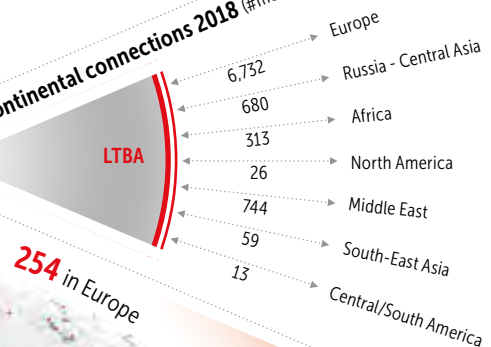
Top 10 Airport Pairs (#connections both ways)

Doha	OTBD	144
Athens Eleftherios Venizelos	LGA	151
Balıkesir Koca Seyit	LTFD	161
Gaziantep International	LTAJ	175
Antalya International	LTAI	206
Dalaman	LTBS	255
Istanbul Sabiha Gökçen	LTFJ	297
Adnan Menderes	LTBJ	317
Milas Bodrum	LTFE	476
Ankara Esenboğa	LTAC	1,149

Top country connections 2018 (#movements both ways)



Intercontinental connections 2018 (#movements both ways)



502 airports connected in 2018

53 in Turkey

254 in Europe

195 outside Europe



Düsseldorf



Closest city: **Düsseldorf**

Airport operator: **Flughafen Düsseldorf GmbH**

Airport Type: **Mixed**

ICAO Code: **EDDL**

IATA Code: **DUS**



Runways: **05R/23L - 05L/23R**

Coordinates: **N51°16'54" / E6°45'24"**



5 most active aircraft (#movements)

Cessna Citation Sovereign

394

Embraer Phenom 300

424

Cessna Citation CJ1

502

Cessna Citation CJ2

605

Cessna Citation Excel / XLS

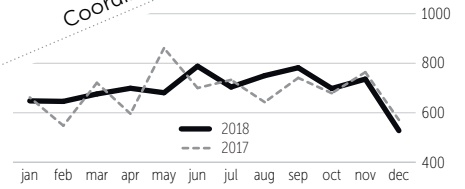
1,542

RANK
(BizAv traffic 2018)

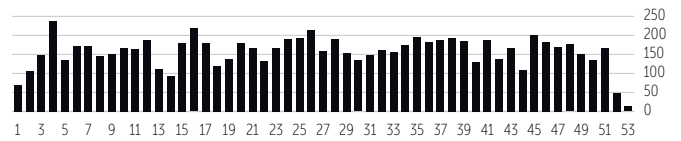
28th

Growth
on 2017
+1.4%

BizAv Monthly Traffic



Weekly BizAv movements



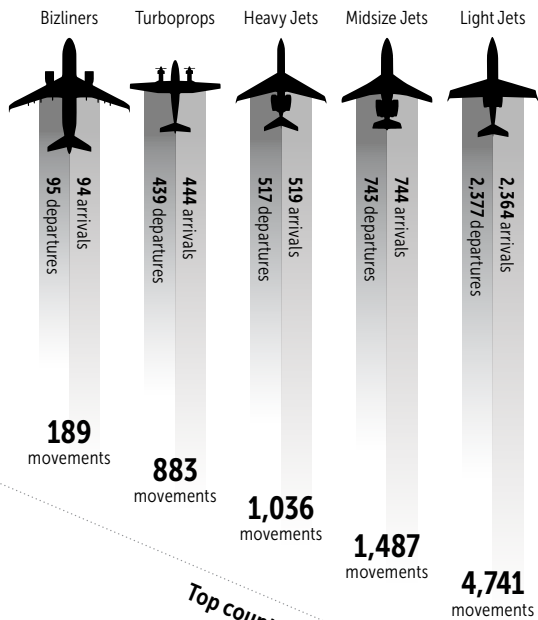
6th November **28th December**

Busiest day of 2018 (53 mov) Calmest day of 2018 (3 mov)

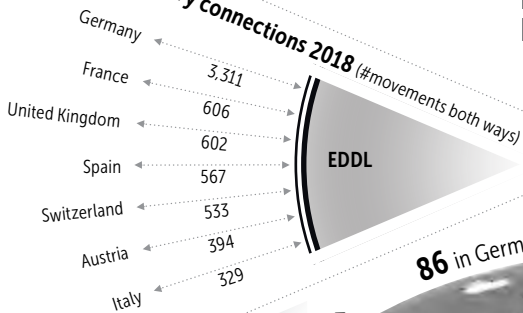
Top 10 Airport Pairs (#connections both ways)

Paris-Le Bourget	LFPB	171
Nuremberg	EDDN	179
Berlin-Schönefeld	EDDB	192
Munich	EDDM	195
Stuttgart	EDDS	202
Luxembourg-Findel	ELLX	216
Zürich	LSZH	228
Palma De Mallorca	LEPA	245
Hamburg	EDDH	271
Friedrichshafen	EDNY	524


BizAv
Market share
3.6%



Top country connections 2018 (#movements both ways)



Intercontinental connections 2018 (#movements both ways)



575 airports connected in 2018

86 in Germany

375 in Europe

114 outside Europe



Salzburg

Closest city: **Salzburg**

Airport operator: **Salzburger Flughafen GmbH**

Airport Type: **Mixed**



ICAO Code: **LOWS**

IATA Code: **SZG**



Runways: **15/33**

Coordinates: **N47°47'42" / E13°0'12"**

5 most active aircraft (#movements)

Challenger 300 series

374

Cessna Citation CJ2

576

Pilatus PC-12

594

Cessna Citation CJ3

777

Cessna Citation Excel / XLS

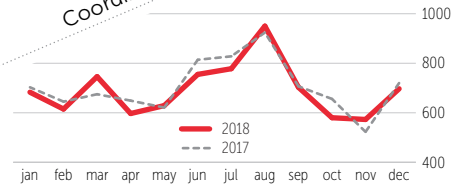
1,582

RANK (BizAv traffic 2018)

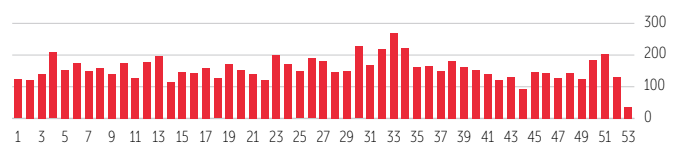
29th

Growth on 2017
-1.9%

BizAv Monthly Traffic



Weekly BizAv movements

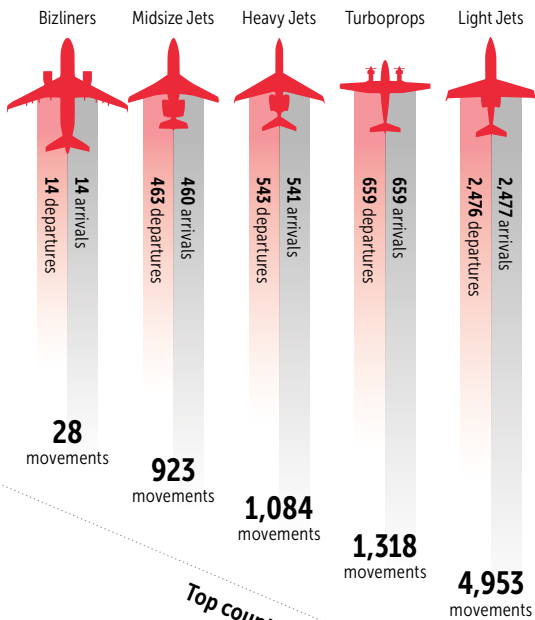


15th August

Busiest day of 2018 (55 mov)

24th December

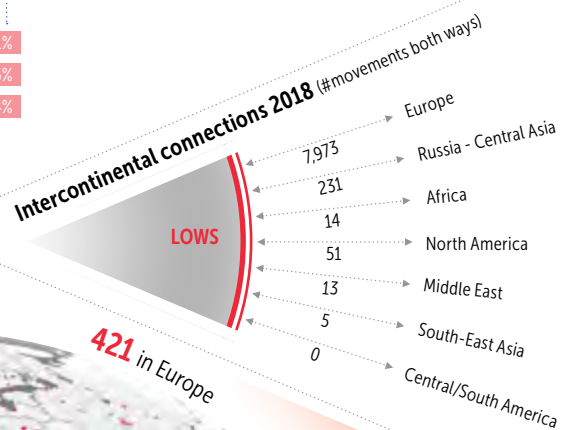
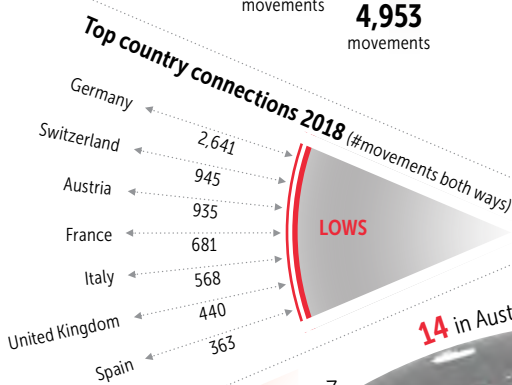
Calmmest day of 2018 (3 mov)



BizAv Market share
28.3%

Top 10 Airport Pairs (#connections both ways)

Braunschweig Wolfsburg	EDVE	148
Berlin-Schönefeld	EDDB	150
Düsseldorf	EDDL	156
Linz	LOWL	164
Schwäbisch Hall	EDTY	170
Paris-Le Bourget	LFPB	199
St Gallen Altenrhein	LSZR	205
Stuttgart	EDDS	314
Zürich	LSZH	408
Vienna International	LOWW	442



Köln-Bonn



Closest city: Köln

Airport operator: Flughafen Köln/Bonn GmbH

Airport Type: Mixed

ICAO Code: **EDDK**



Runways: **06/24 - 14L/32R - 14R/32L**

IATA Code: **CGN**

Coordinates: **N50°51'30" / E7°8'18"**



5 most active aircraft (#movements)

Cessna Citation CJ2

428

Cessna Citation CJ1

479

Cessna Citation Excel / XLS

580

Learjet 55

609

Learjet 35

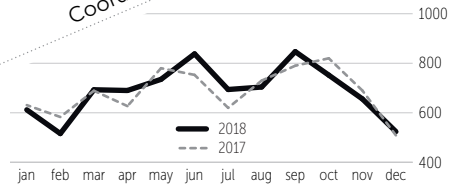
1,542

RANK
(BizAv traffic 2018)

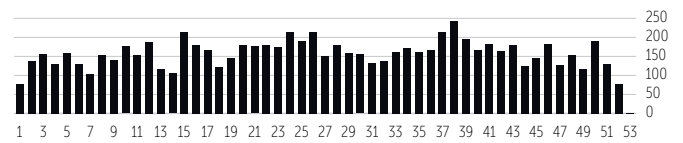
30th

Growth on 2017
+0.5%

BizAv Monthly Traffic

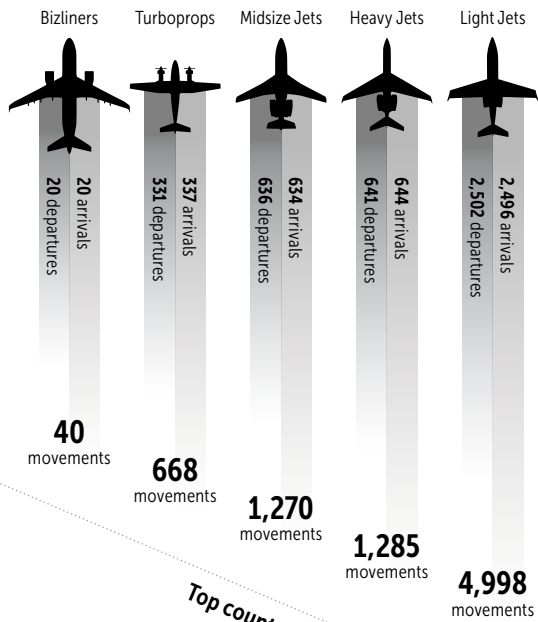


Weekly BizAv movements



20th September **30th December**

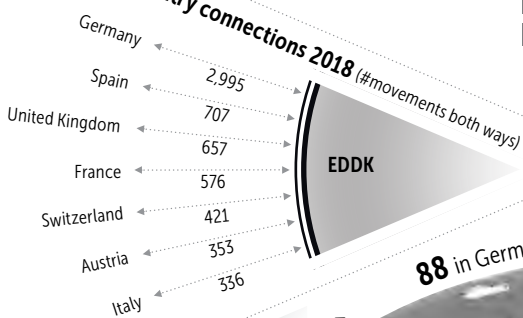
Busiest day of 2018 (52 mov) Calmest day of 2018 (1 mov)



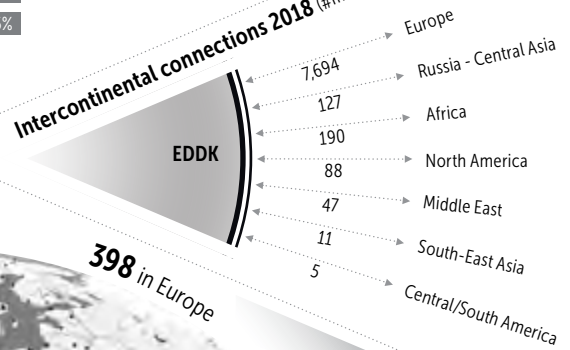
Top 10 Airport Pairs (#connections both ways)

Airport Pair	Connections
Düsseldorf EDDL	114
Bremen EDDW	122
Salzburg LOWS	123
Hannover EDDV	124
Zürich LSZH	149
Paris-Le Bourget LFPB	202
Berlin-Schönefeld EDDB	208
Palma De Mallorca LEPA	214
Hamburg EDDH	240
Munich EDDM	253

Top country connections 2018 (#movements both ways)



Intercontinental connections 2018 (#movements both ways)



88 in Germany

398 in Europe

622 airports connected in 2018

136 outside Europe



Luxembourg Findel

Closest city: **Luxembourg**

Airport operator:

Airport Type: **Mixed**

Société de l'aéroport de Luxembourg S.A. lux-Airport

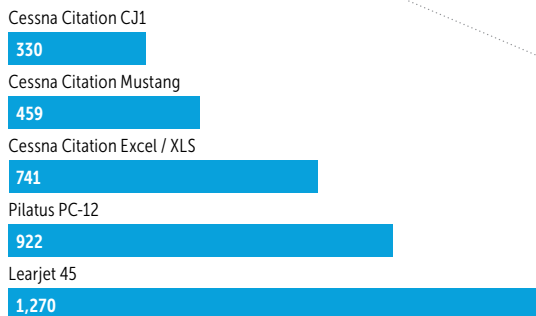
ICAO Code: **ELLX**



Runways: **06/24**

Coordinates: **N49°37'24" / E6°12'18"**

5 most active aircraft (#movements)



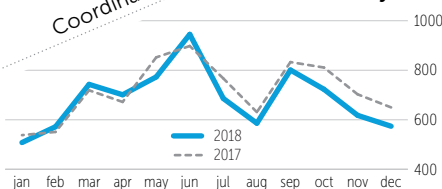
IATA Code: **LUX**

RANK (BizAv traffic 2018)

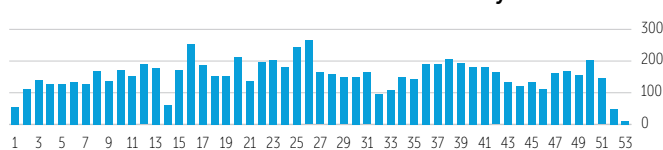
31st

Growth on 2017 **-4.6%**

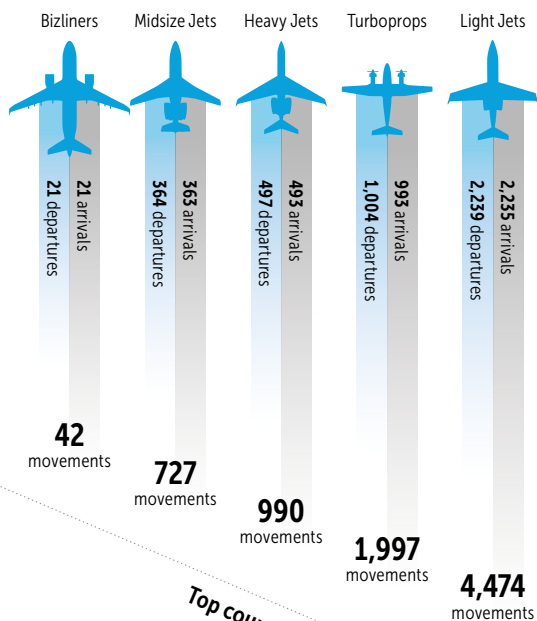
BizAv Monthly Traffic



Weekly BizAv movements



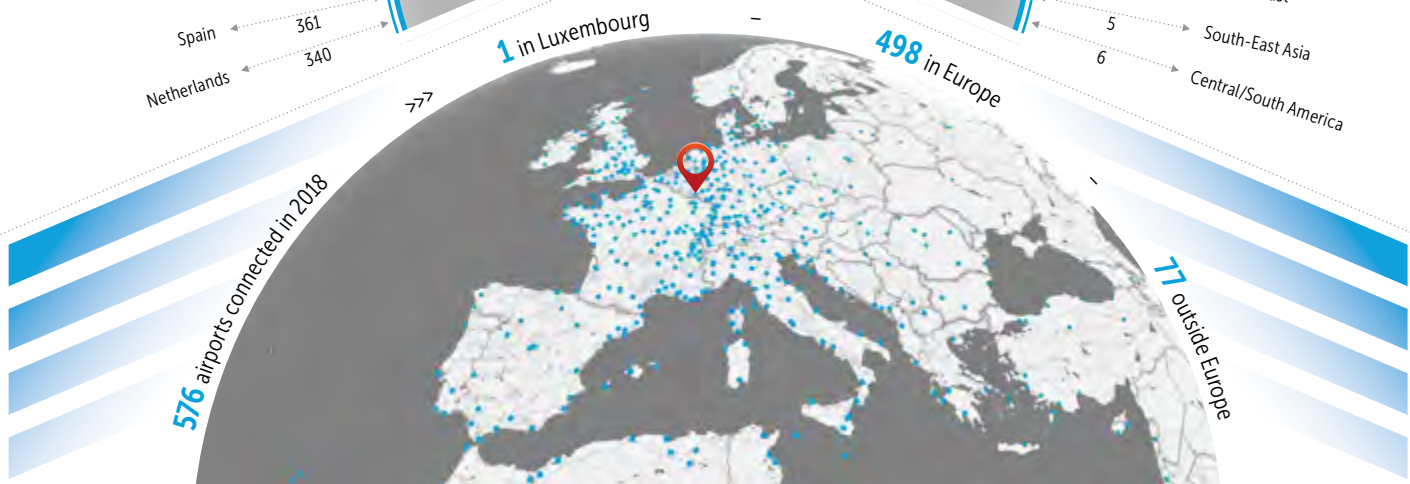

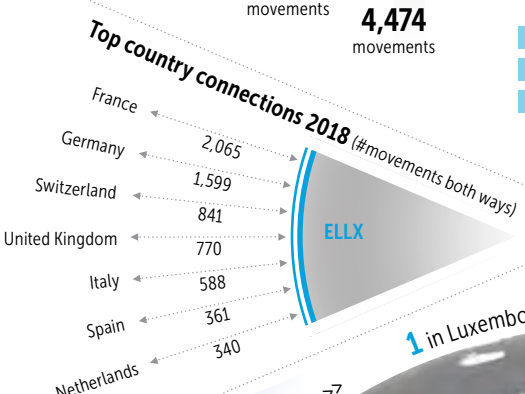
3rd April (2 mov) **20th June** (60 mov)



BizAv Market share **10.4%**

Top 10 Airport Pairs (#connections both ways)

Amsterdam Schiphol	EHAM	126
Lyon-Bron	LFLY	143
Hamburg	EDDH	149
Brussels Zaventem	EBBR	151
Nice-Côte d'Azur	LFMN	151
Strasbourg	LFST	174
Düsseldorf	EDDL	216
Zürich	LSZH	226
Geneva	LSGG	347
Paris-Le Bourget	LFPB	464



Frankfurt Main Int.



Closest city: **Frankfurt**

Airport operator: **Fraport**

Airport Type: **Mixed**

ICAO Code: **EDDF**

Runways: **07R/25L - 07C/25C - 18/36 - 07L/25C**

IATA Code: **FRA**

Coordinates: **N50°1'60" / E8°34'12"**

5 most active aircraft (#movements)

Challenger 600 series

367

Challenger 300 series

391

Dassault-Falcon 2000

401

Embraer Phenom 300

605

Cessna Citation Excel / XLS

1,049

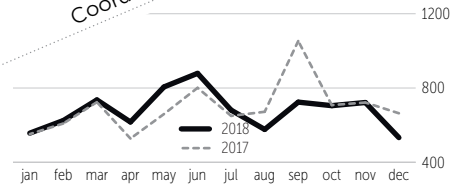
RANK
(BizAv traffic 2018)

32nd

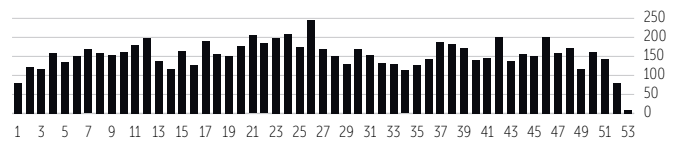
Growth
on 2017

-2.2%

BizAv Monthly Traffic



Weekly BizAv movements



12th June

Busiest day of 2018
(47 mov)


30th December

Calmmest day of 2018
(1 mov)

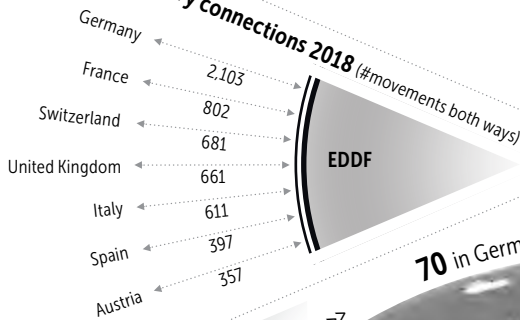
BizAv
Market share
1.5%

Top 10 Airport Pairs (#connections both ways)


Farnborough	EGLF	142
Bucharest Henri Coandă	LROP	147
Vienna International	LOWW	160
Stuttgart	EDDS	178
Geneva	LSGG	186
Berlin-Schönefeld	EDDB	188
Nice-Côte d'Azur	LFMN	202
Munich	EDDM	260
Zürich	LSZH	272
Paris-Le Bourget	LFPB	287



Top country connections 2018 (#movements both ways)



Intercontinental connections 2018 (#movements both ways)



600 airports connected in 2018

70 in Germany

375 in Europe

155 outside Europe



Basel-Mulhouse

Closest city: **Basel-Mulhouse**

Airport operator:
Administration de l'Aéroport de Bâle-Mulhouse

Airport Type: **Mixed**

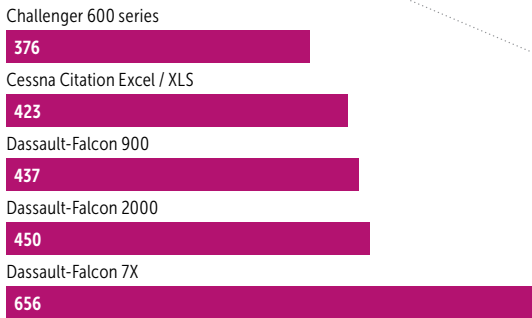
ICAO Code: **LFSB**



Runways: **15/33 - 08/26**

IATA Code: **MLH**

5 most active aircraft (#movements)

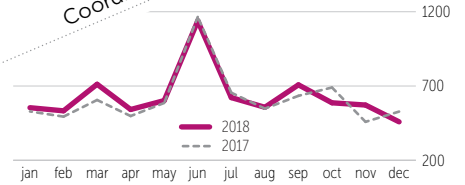


RANK
(BizAv traffic 2018)
33rd

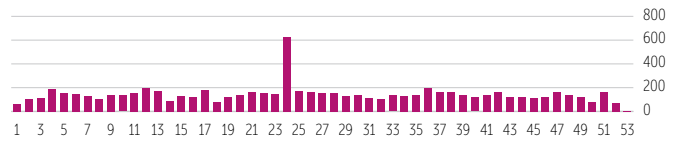
Growth on 2017
+2.6%

Coordinates: **N47°35'24" / E7°31'48"**

BizAv Monthly Traffic



Weekly BizAv movements



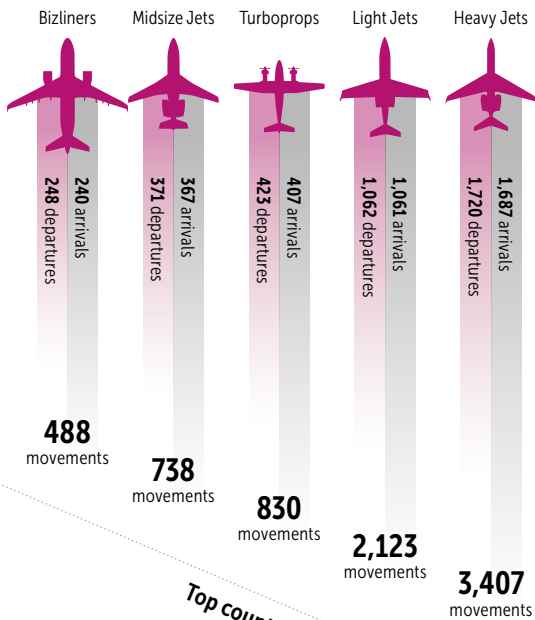
1st January
Calmmest day of 2018
(0 mov)

12th June
Busiest day of 2018
(175 mov)

BizAv Market share
9.0%

Top 10 Airport Pairs (#connections both ways)

Oberpfaffenhofen	EDMO	99
Milan Linate	LIML	106
London Luton	EGGW	120
Ibiza	LEIB	148
Moscow Vnukovo	UUWW	169
Geneva	LSGG	195
Farnborough	EGLF	209
Nice-Côte d'Azur	LFMN	221
Paris-Le Bourget	LFPB	351
Zürich	LSZH	403



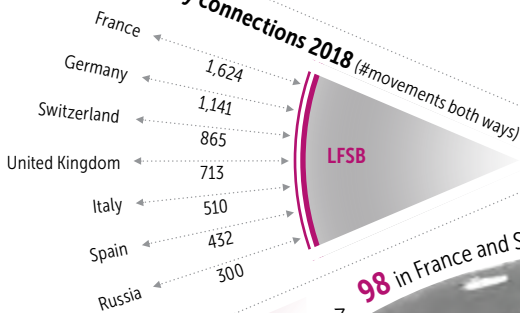
7,586
movements

3,824
departures

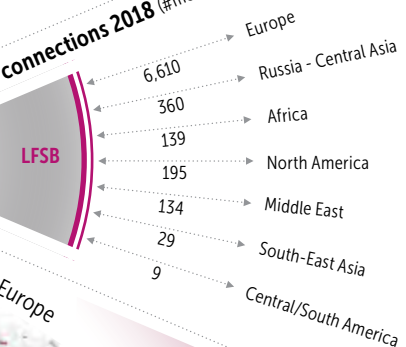
3,762
arrivals

21%	Domestic	22%
66%	Europe	65%
13%	Extra-Europe	13%

Top country connections 2018 (#movements both ways)



Intercontinental connections 2018 (#movements both ways)



98 in France and Switzerland

341 in Europe

590 airports connected in 2018

151 outside Europe

Lyon Bron



Closest city: **Lyon**

Airport operator: **Aéroports de Lyon**

Airport Type: **BizAv Dedicated**

ICAO Code: **LFLY**

IATA Code: **LYN**

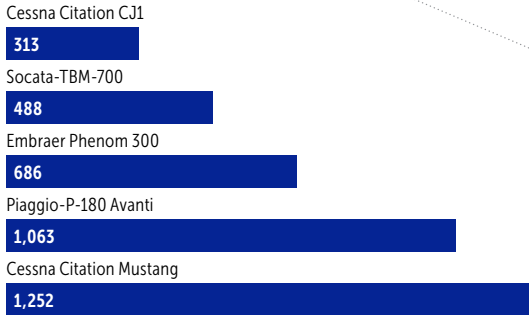


Runways: **16/34**

Coordinates: **N45°43'48" / E4°56'18"**



5 most active aircraft (#movements)

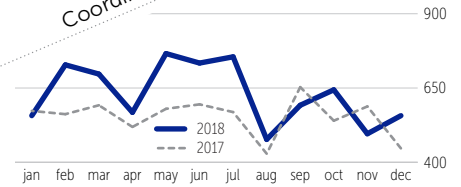


RANK (BizAv traffic 2018)

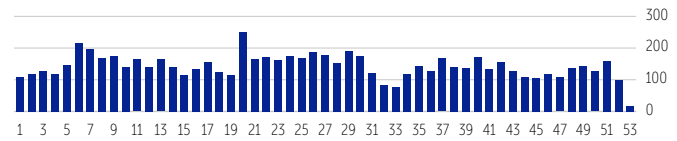
34th

Growth on 2017
+13.9%

BizAv Monthly Traffic



Weekly BizAv movements


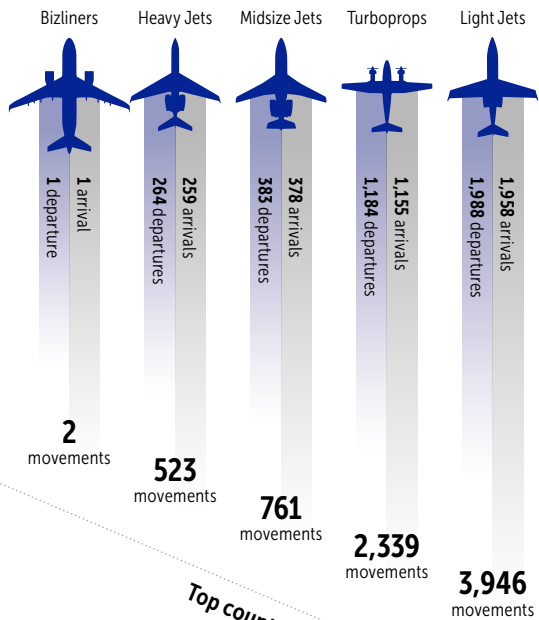


16th May

Busiest day of 2018 (75 mov)

7th July

Calmmest day of 2018 (4 mov)



7,571 movements

3,820 departures

3,751 arrivals




BizAv Market share
74.1%

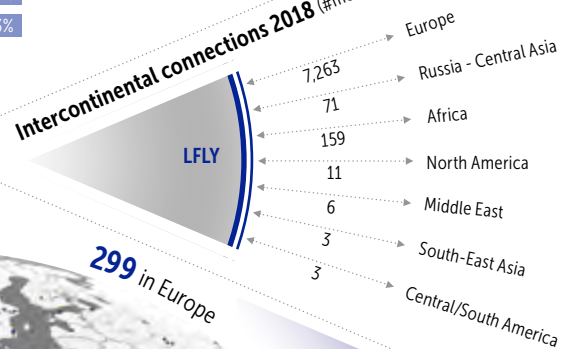
Top 10 Airport Pairs (#connections both ways)

Cannes-Mandelieu	LFMD	124
Toulouse Blagnac	LFBO	128
Chambéry	LFLB	133
Luxembourg-Findel	ELLX	143
Marseille Provence	LFML	181
Nice-Côte d'Azur	LFMN	184
Bordeaux-Mérignac	LFBD	194
Montpellier	LFMT	216
Geneva	LSGG	260
Paris-Le Bourget	LFPB	824

Top country connections 2018 (#movements both ways)



Intercontinental connections 2018 (#movements both ways)



502 airports connected in 2018



145 in France

299 in Europe

58 outside Europe



Nürnberg

Closest city: **Nürnberg**

Airport operator: **Flughafen Nürnberg GmbH**

Airport Type: **Mixed**



ICAO Code: **EDDN**

IATA Code: **NUE**



Runways: **10/28**

Coordinates: **N49°29'54" / E11°4'42"**

5 most active aircraft (#movements)

Cessna Citation Excel / XLS

340

King Air 200

429

King Air 350

476

Challenger 600 series

603

Learjet 60

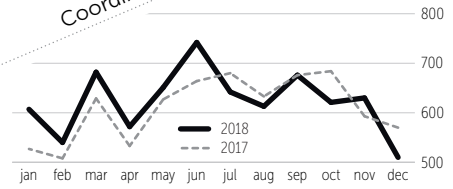
1,347

RANK (BizAv traffic 2018)

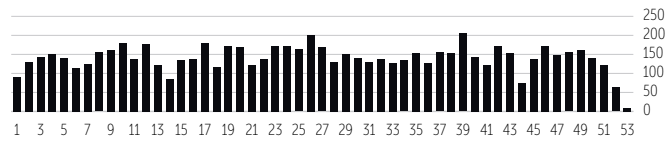
35th

Growth on 2017
+2.2%

BizAv Monthly Traffic

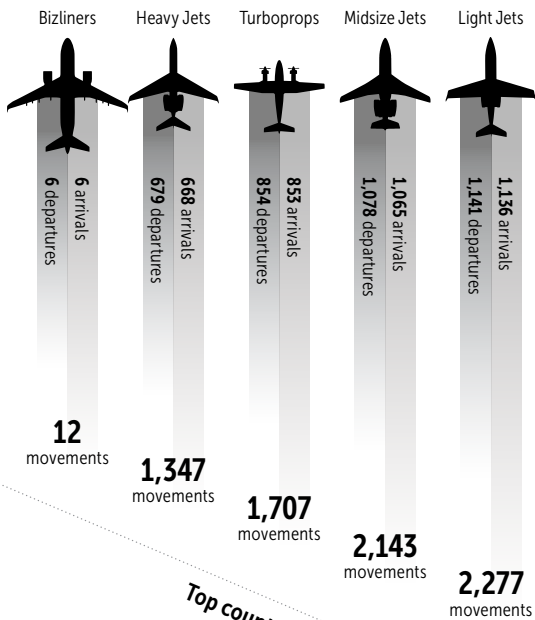


Weekly BizAv movements



9th March
Busiest day of 2018
(58 mov)

24th December
Calmmest day of 2018
(1 mov)

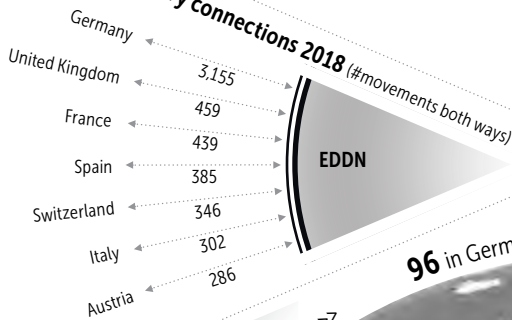


BizAv Market share
13.5%


Top 10 Airport Pairs (#connections both ways)

Cologne Bonn	EDDK	111
Paris-Le Bourget	LFPB	113
Zürich	LSZH	121
Frankfurt am Main	EDDF	122
Berlin-Schönefeld	EDDB	130
Hannover	EDDV	138
Bremen	EDDW	152
Düsseldorf	EDDL	179
Wiesbaden	ETOU	241
Munich	EDDM	343

Top country connections 2018 (#movements both ways)



Intercontinental connections 2018 (#movements both ways)



632 airports connected in 2018

96 in Germany

403 in Europe

133 outside Europe



Oslo Gardermoen



Closest city: **Oslo**

Airport operator: **Avinor**

Airport Type: **Mixed**

ICAO Code: **ENGM**

IATA Code: **OSL**



Runways: **01L/19R - 01R/19L**

Coordinates: **N60°12'12" / E11°4'60"**



5 most active aircraft (#movements)

Cessna Citation Excel / XLS

273

Dassault-Falcon 2000

304

King Air 350

445

Cessna 208 Caravan

470

King Air 200

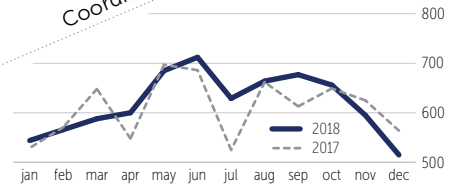
2,697

RANK
(BizAv traffic 2018)

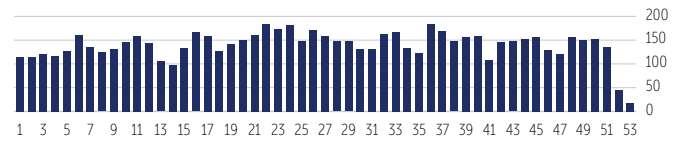
36th

Growth
on 2017
+1.6%

BizAv Monthly Traffic



Weekly BizAv movements

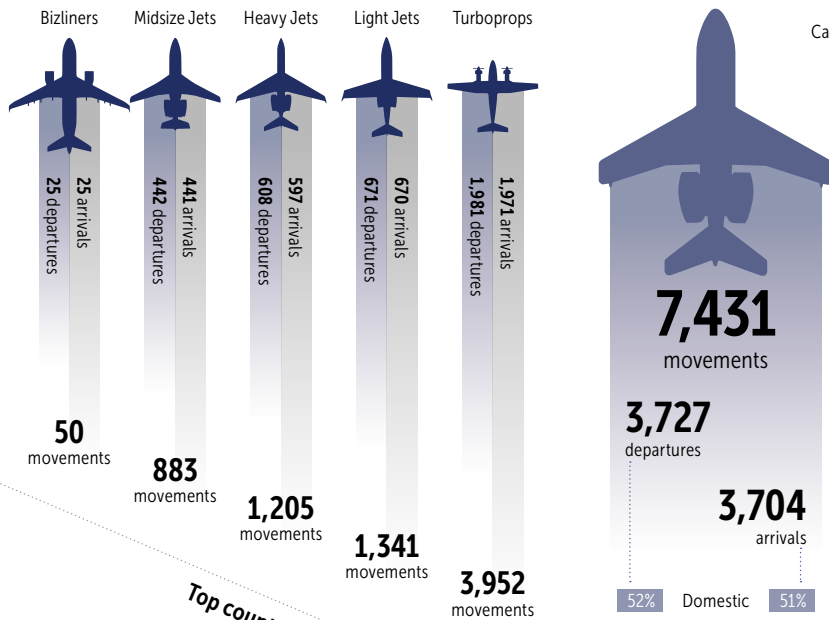


3rd March Calmest day of 2018 (2 mov)
16th May Busiest day of 2018 (43 mov)

BizAv
Market share
2.9%

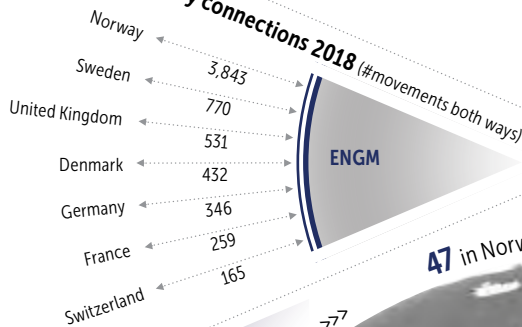
Top 10 Airport Pairs (#connections both ways)

Farnborough	EGLF	123
Bodø	ENBO	131
Kristiansand Kjevik	ENCN	134
Aalborg	EKYT	139
Ålesund	ENAL	224
Stockholm-Bromma	ESSB	244
Tromsø	ENTC	244
Stavanger	ENZV	531
Bergen	ENBR	556
Trondheim Airport	ENVA	1,015




52%	Domestic	51%
43%	Europe	44%
4%	Extra-Europe	5%

Top country connections 2018 (#movements both ways)



Intercontinental connections 2018 (#movements both ways)



480 airports connected in 2018

47 in Norway

332 in Europe

101 outside Europe



Bordeaux Merignac

Closest city: **Bordeaux**

Airport operator: **Aéroport de Bordeaux Mérignac**

Airport Type: **Mixed**

ICAO Code: **LFBD**



Runways: **05/23 - 11/29**

Coordinates: **N44°49'42" / E-1°17'6"**

5 most active aircraft (#movements)

Embraer Phenom 100

361

Fairchild-Merlin 3

454

Embraer Phenom 300

547

Cessna Citation Mustang

623

Socata-TBM-700

1,469

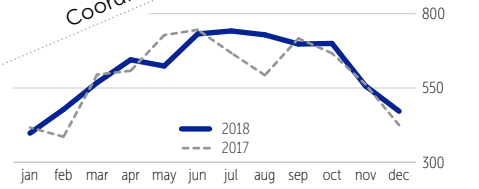
IATA Code: **BOD**

RANK
(BizAv traffic 2018)

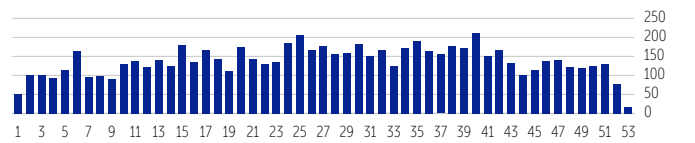
37th

Growth on 2017
+3.2%

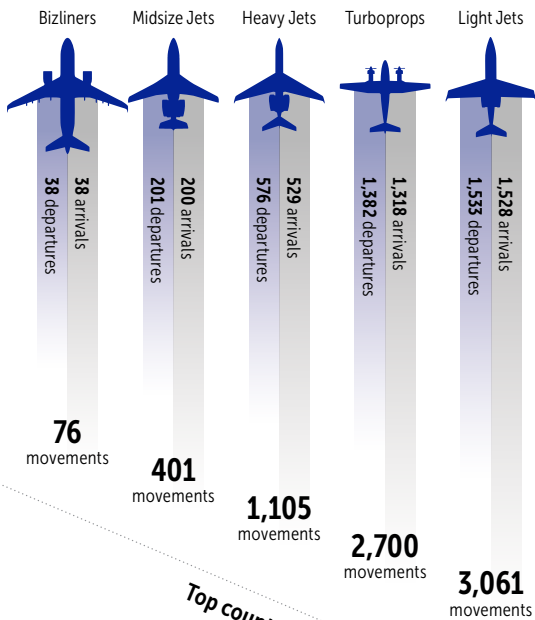
BizAv Monthly Traffic



Weekly BizAv movements



3rd October 16th December
Busiest day of 2018 (51 mov) Calmest day of 2018 (1 mov)

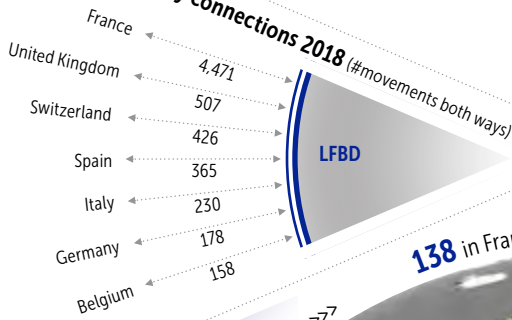


BizAv Market share
9.6%


Top 10 Airport Pairs (#connections both ways)

Toulon Hyères	LFTH	77
Clermont-Ferrand Auvergne	LFCL	82
Farnborough	EGLF	84
Toulouse Blagnac	LFBO	113
Rennes Sain-Jacques	LFRN	120
Nice-Côte d'Azur	LFMN	125
Bergerac-Roumanière	LFBE	189
Lyon-Bron	LFLY	194
Geneva	LSGG	311
Paris-Le Bourget	LFPB	902

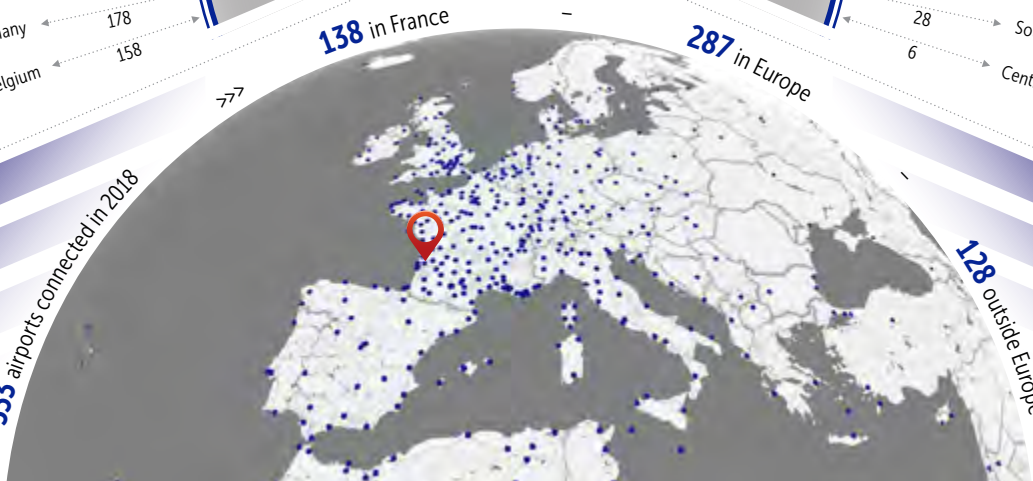
Top country connections 2018 (#movements both ways)



Intercontinental connections 2018 (#movements both ways)



553 airports connected in 2018



Stockholm Bromma



Closest city: **Stockholm**

Airport operator: **Swedavia**

Airport Type: **Mixed**

ICAO Code: **ESSB**

IATA Code: **BMA**

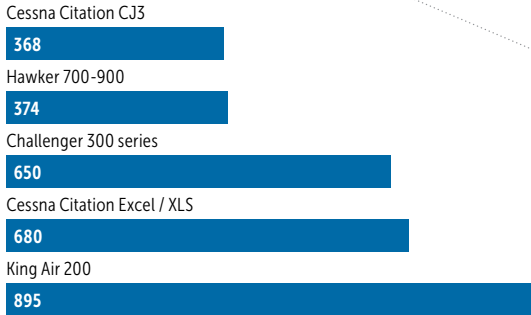


Runways: **12/30**

Coordinates: **N59°21'18" / E17°56'30"**



5 most active aircraft (#movements)

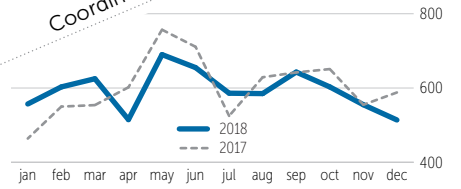


RANK (BizAv traffic 2018)

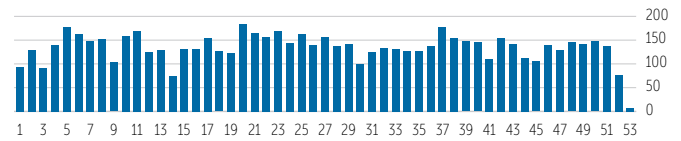
38th

Growth on 2017
-1.3%

BizAv Monthly Traffic



Weekly BizAv movements



19th June

Busiest day of 2018
(43 mov)

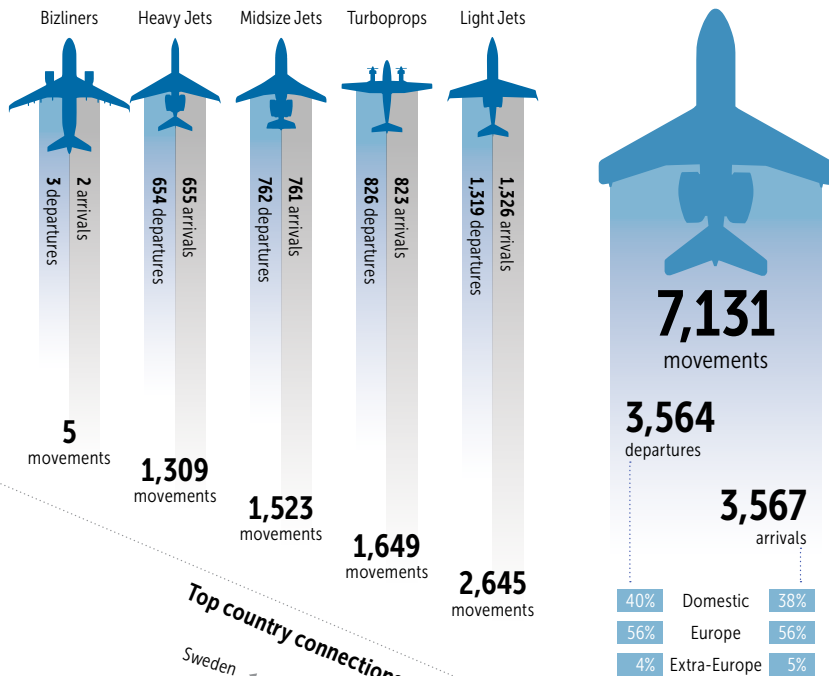
24th December

Calmmest day of 2018
(2 mov)

BizAv Market share
12.6%

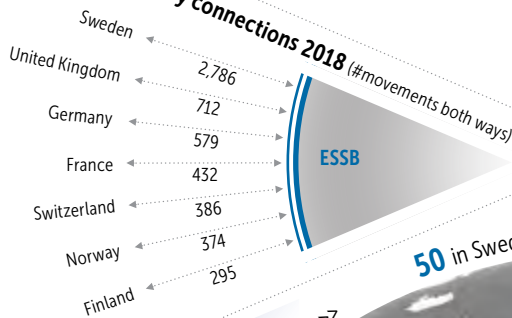
Top 10 Airport Pairs (#connections both ways)

Umeå	ESNU	138
Linköping City	ESSL	162
Farnborough	EGLF	172
Stockholm-Arlanda	ESSA	181
Åre Östersund	ESNZ	182
Helsinki Vantaa	EFHK	188
Visby	ESSV	214
Malmö Sturup	ESMS	238
Oslo Gardermoen	ENGM	244
Gothenburg-Landvetter	ESGG	411



40%	Domestic	38%
56%	Europe	56%
4%	Extra-Europe	5%

Top country connections 2018 (#movements both ways)



Intercontinental connections 2018 (#movements both ways)



461 airports connected in 2018

50 in Sweden

330 in Europe

81 outside Europe



Belgrade Nikola Tesla

Closest city: **Belgrade**

Airport operator: **Aerodrom Nikola Tesla a.d.**

Airport Type: **Mixed**

ICAO Code: **LYBE**



Runways: **12/30**

Coordinates: **N44°49'12" / E20°18'24"**

5 most active aircraft (#movements)

Cessna Citation CJ2

266

Boeing 737-500

402

Cessna Citation CJ1

740

Cessna Citation II

863

Cessna Citation Excel / XLS

2,328

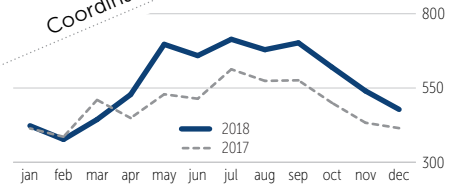
IATA Code: **BEG**

RANK
(BizAv traffic 2018)

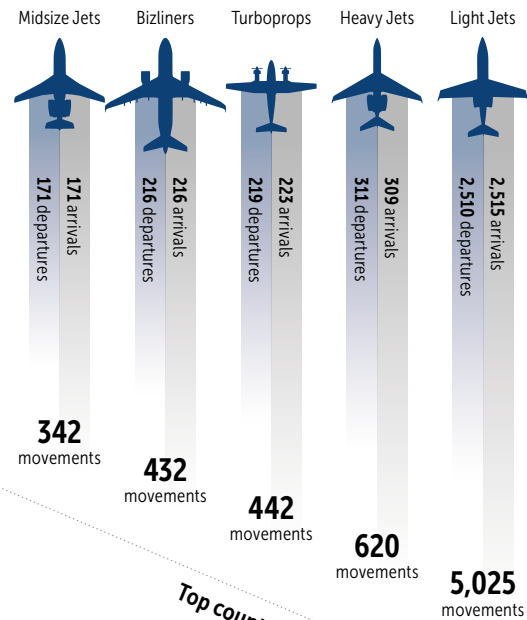
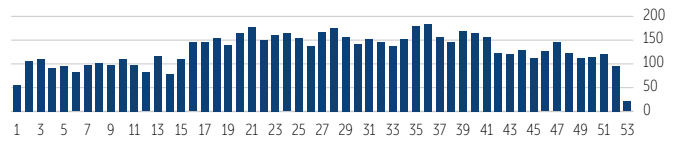
39th

Growth on 2017
+16.0%

BizAv Monthly Traffic



Weekly BizAv movements



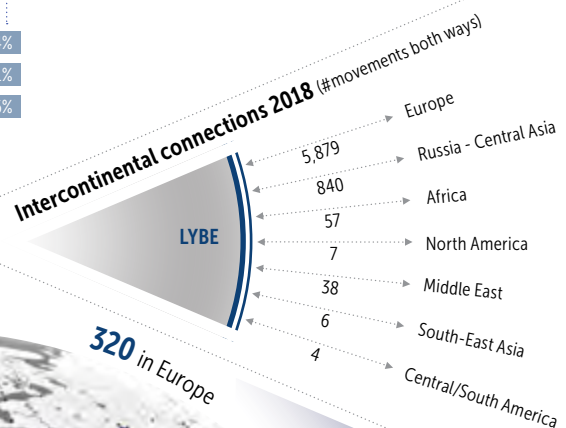
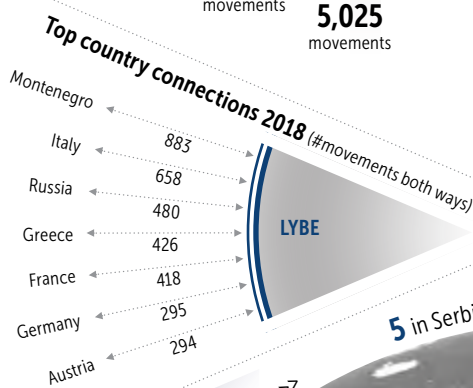
18th May
Busiest day of 2018
(42 mov)

8th December
Calmmest day of 2018
(5 mov)

BizAv Market share
9.6%

Top 10 Airport Pairs (#connections both ways)

Kiev	UKKK	138
Zagreb	LDZA	146
Nice-Côte d'Azur	LFMN	150
Banja Luka	LQBK	158
Ljubljana Jože Pučnik	LJLJ	162
Athens Eleftherios Venizelos	LGAV	163
Vienna International	LOWW	180
Tivat	LYTV	212
Moscow Vnukovo	UUWW	270
Podgorica	LYPG	671



Jersey



Closest city: **Saint Helier**

Airport operator: **Jersey Airport**

Airport Type: **Mixed**

ICAO Code: **EGJJ**

IATA Code: **JER**




Runways: **08/26**

Coordinates: **N49°12'30" / E-3°48'18"**



5 most active aircraft (#movements)

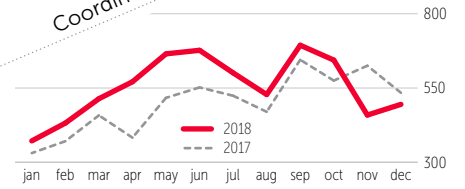


RANK
(BizAv traffic 2018)

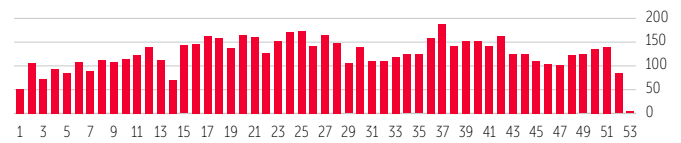
40th

Growth on 2017
+11.1%

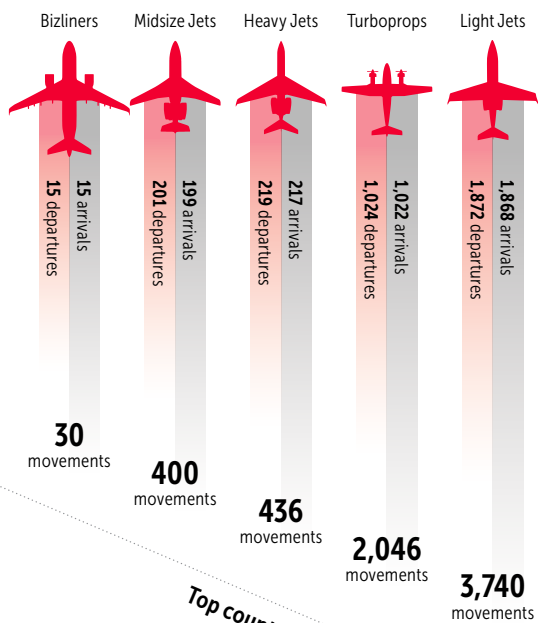
BizAv Monthly Traffic



Weekly BizAv movements



14th September Busiest day of 2018 (43 mov)
31st December Calmest day of 2018 (0 mov)

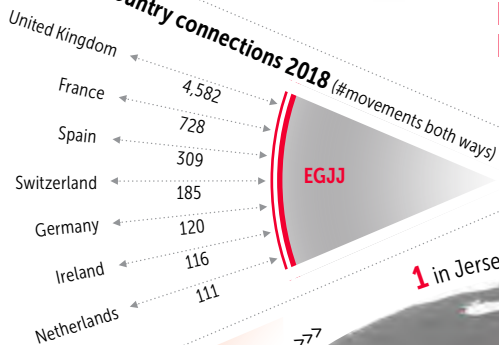


BizAv Market share
20.7%

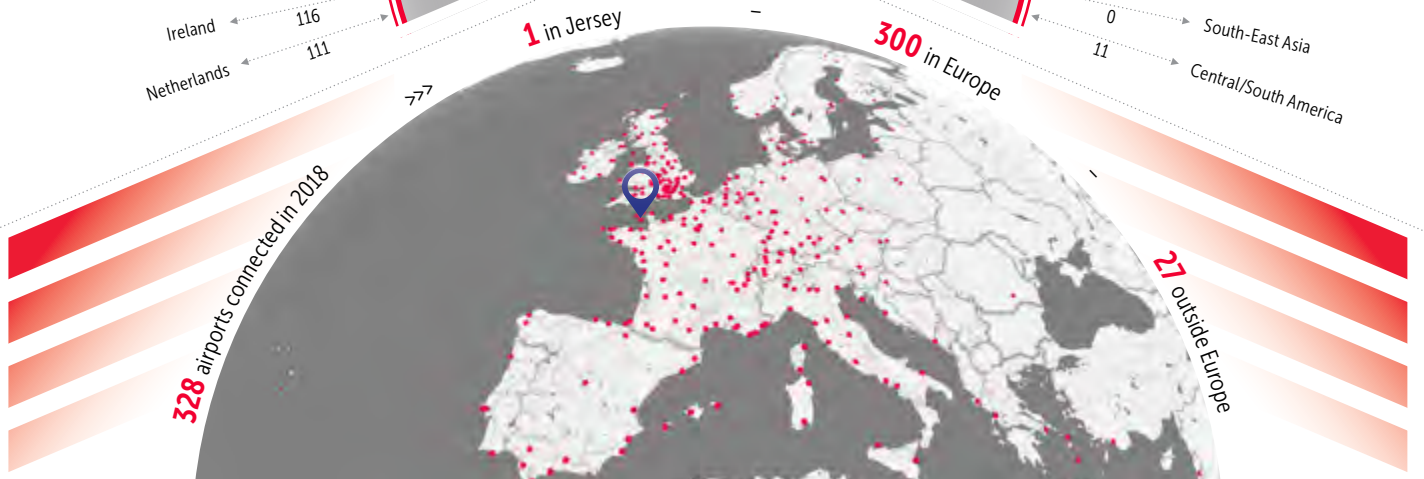

Top 10 Airport Pairs (#connections both ways)

London Luton	EGGW	182
Blackbushe	EGLK	194
Exeter	EGTE	203
Paris-Le Bourget	LFPB	217
Oxford (Kidlington)	EGTK	257
Southampton	EGHI	281
Bournemouth	EGHH	290
London Biggin Hill	EGKB	342
Farnborough	EGLF	365
Guernsey	EGJB	628

Top country connections 2018 (#movements both ways)



Intercontinental connections 2018 (#movements both ways)





Innsbruck

Closest city: **Innsbruck**

Airport operator: **Tiroler Flughafenbetriebs GmbH**

Airport Type: **Mixed**

ICAO Code: **LOWI**



Runways: **08/26**

Coordinates: **N47°15'36" / E11°20'36"**

5 most active aircraft (#movements)

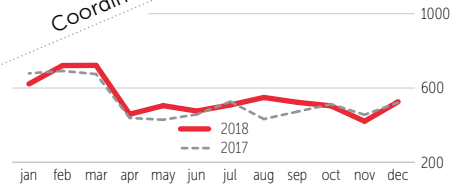


IATA Code: **INN**

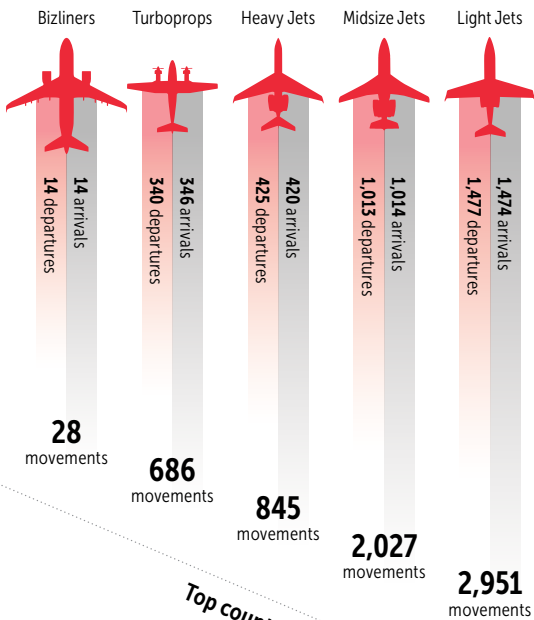
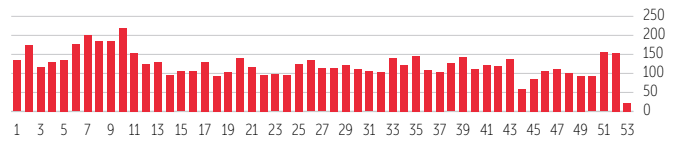
RANK (BizAv traffic 2018)
41st

Growth on 2017
+3.8%

BizAv Monthly Traffic



Weekly BizAv movements



17th February Busiest day of 2018 (60 mov)
3rd April Calmest day of 2018 (0 mov)

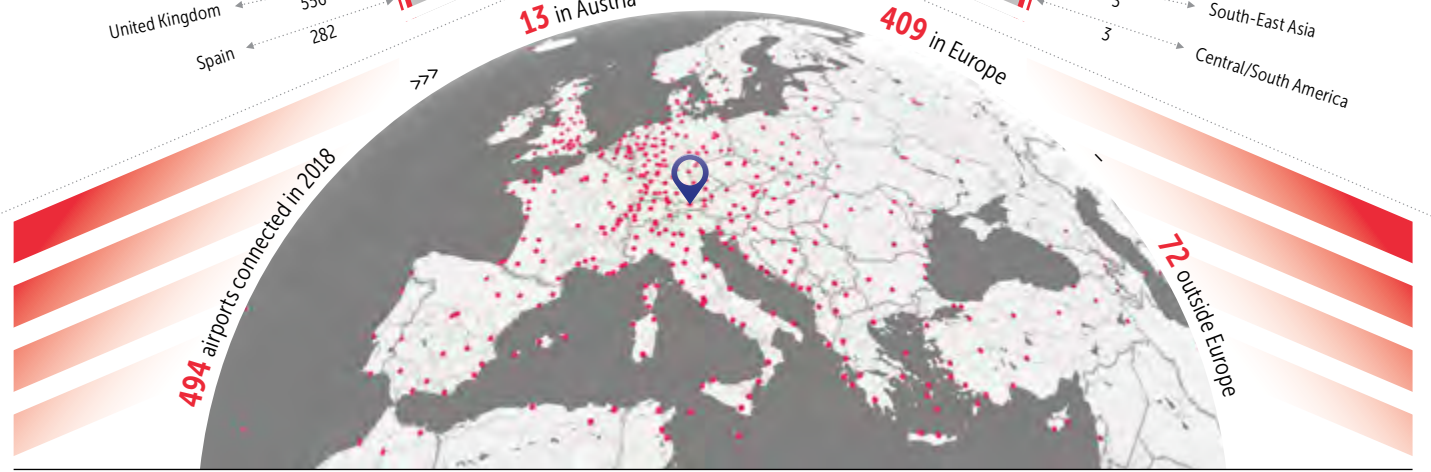
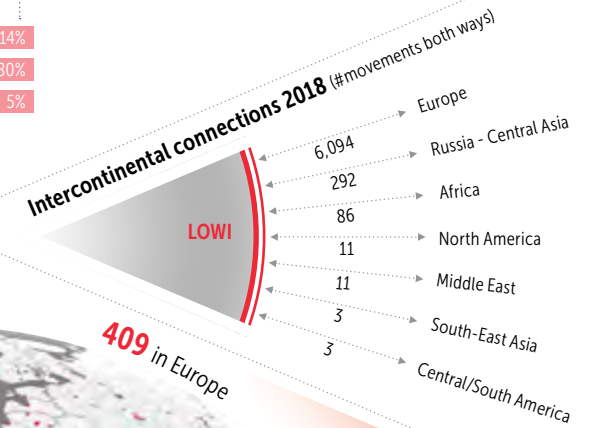
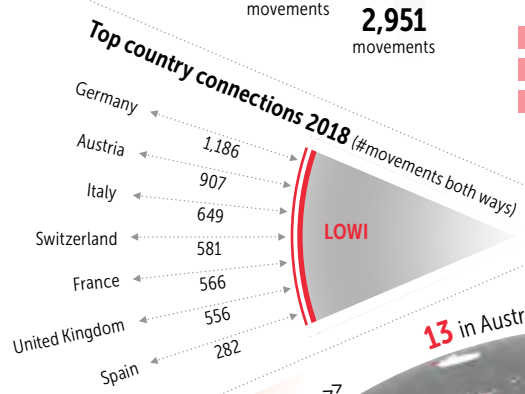


BizAv Market share
32.9%

Top 10 Airport Pairs (#connections both ways)

Düsseldorf EDDL	100
Nice-Côte d'Azur LFMN	102
London Luton EGGW	105
Milan Linate LIML	108
Prague Ruzyně LKPR	115
Salzburg LOWS	124
Farnborough EGLF	136
Moscow Vnukovo UUWW	150
Zürich LSZH	332
Vienna International LOWW	402

14%	Domestic	14%
78%	Europe	80%
8%	Extra-Europe	5%



Antwerp



Closest city: **Antwerp**

Airport operator: **Egis Group**

Airport Type: **Mixed**

ICAO Code: **EBAW**

IATA Code: **ANR**




Runways: **11/29**

Coordinates: **N51°11'24" / E4°27'36"**



5 most active aircraft (#movements)

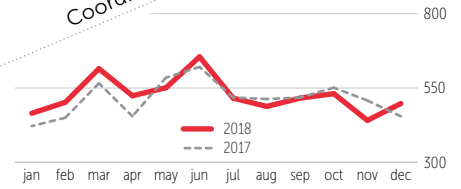


RANK (BizAv traffic 2018)

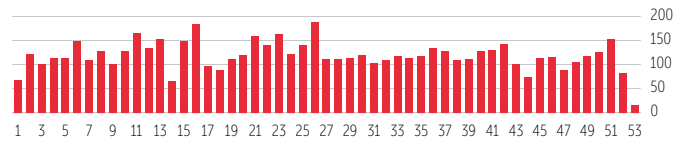
42nd

Growth on 2017
+2.3%

BizAv Monthly Traffic



Weekly BizAv movements



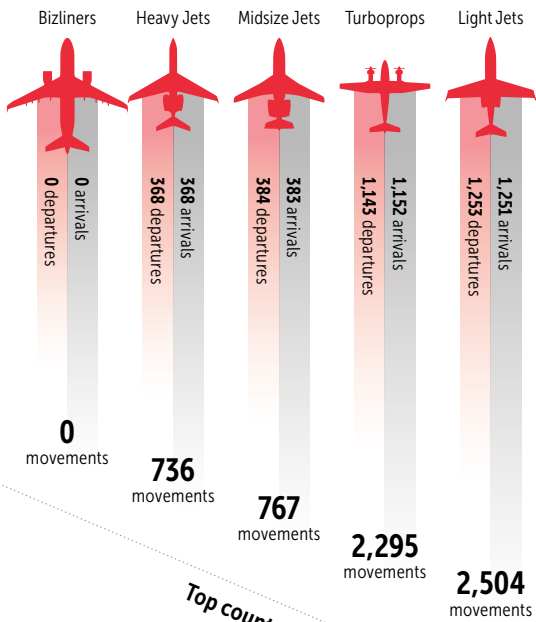
3rd April
Calmmest day of 2018 (2 mov)

17th April
Busiest day of 2018 (43 mov)

BizAv Market share
40.9%

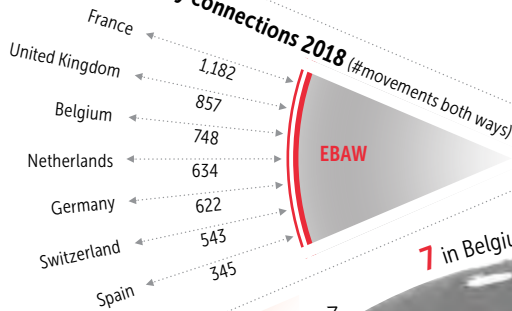
Top 10 Airport Pairs (#connections both ways)

Brussels Zaventem	EBBR	122
Ostend-Bruges	EBOS	124
Rotterdam	EHRD	136
Sion	LSGS	138
Farnborough	EGLF	140
Eelde	EHGG	142
Cannes-Mandelieu	LFMD	172
Nice-Côte d'Azur	LFMN	190
Amsterdam Schiphol	EHAM	194
Paris-Le Bourget	LFPB	227

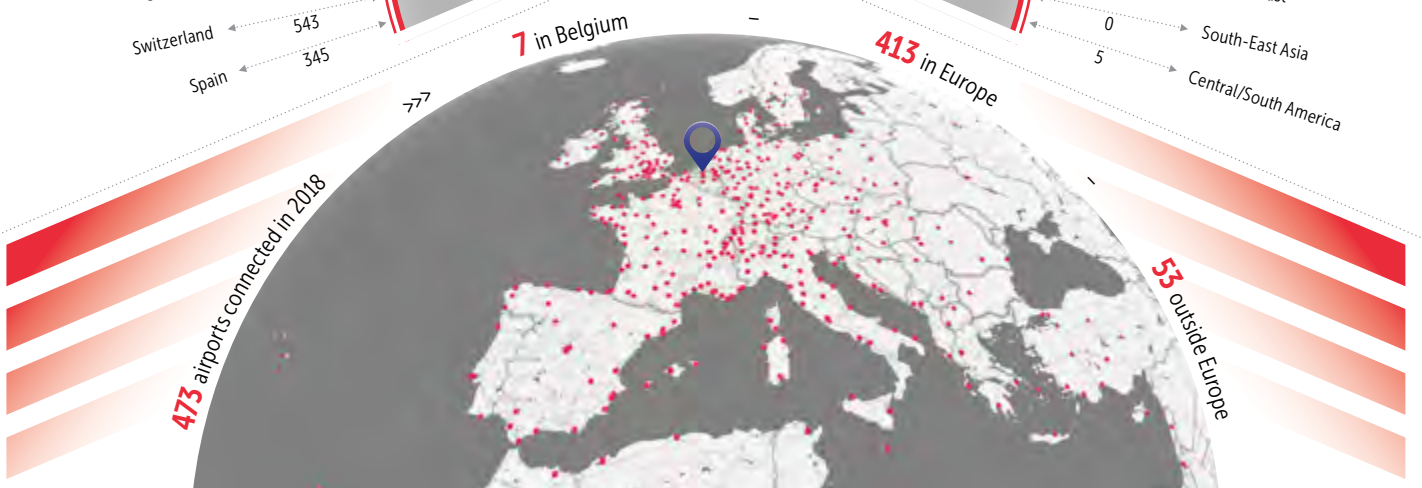



12% Domestic
86% Europe
2% Extra-Europe

Top country connections 2018 (#movements both ways)



Intercontinental connections 2018 (#movements both ways)





Dublin

Closest city: **Dublin**

Airport operator: **DDA**

Airport Type: **Mixed**


ICAO Code: **EIDW**



Runways: **10/28 - 16/34**

Coordinates: **N53°25'18" / E-7°43'48"**

5 most active aircraft (#movements)



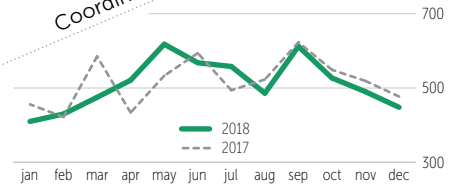
IATA Code: **DUB**

RANK (BizAv traffic 2018)

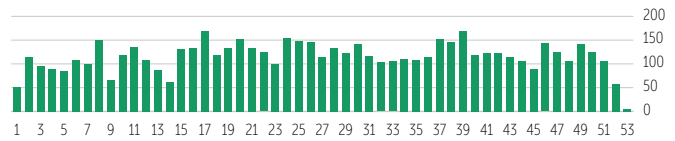
43rd

Growth on 2017
-1.1%

BizAv Monthly Traffic



Weekly BizAv movements

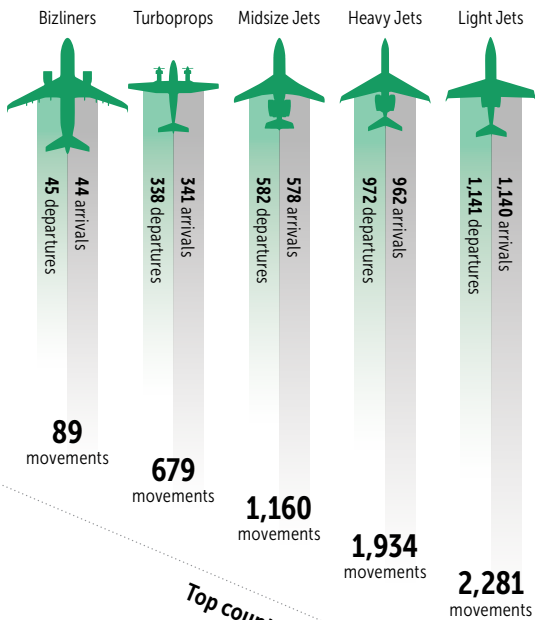


2nd March

Calmmest day of 2018 (0 mov)

26th July

Busiest day of 2018 (33 mov)

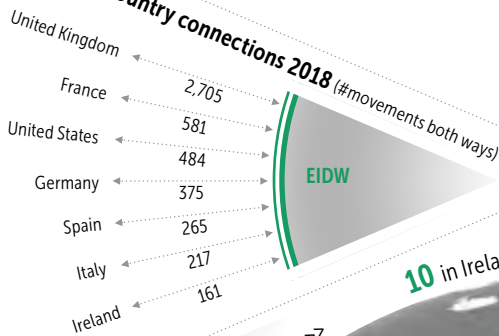


BizAv Market share
2.4%

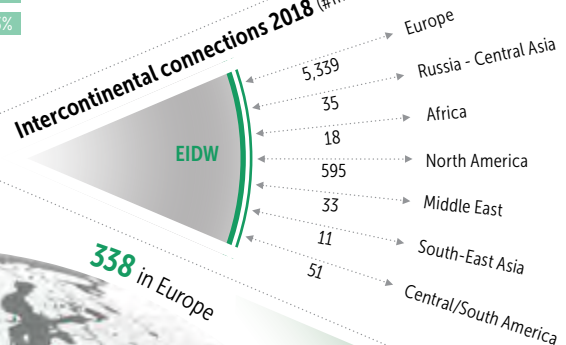
Top 10 Airport Pairs (#connections both ways)

Amsterdam Schiphol	EHAM	105
London City	EGLC	107
Nice-Côte d'Azur	LFMN	109
London Biggin Hill	EGKB	128
Paris-Le Bourget	LFPB	177
London Stansted	EGSS	198
Isle of Man	EGNS	224
East Midlands	EGNX	225
London Luton	EGGW	323
Farnborough	EGLF	392

Top country connections 2018 (#movements both ways)



Intercontinental connections 2018 (#movements both ways)



527 airports connected in 2018

10 in Ireland

338 in Europe

179 outside Europe



Tromsø Langnes



Closest city: **Tromsø**

Airport operator: **Avinor**

Airport Type: **Mixed**

ICAO Code: **ENTC**

IATA Code: **TOS**



Runways: **01/19**

Coordinates: **N69°40'54" / E18°55'6"**



5 most active aircraft (#movements)

Cessna Citation Excel / XLS

17

Learjet 45

18

King Air 100

20

King Air 350

121

King Air 200

5,707

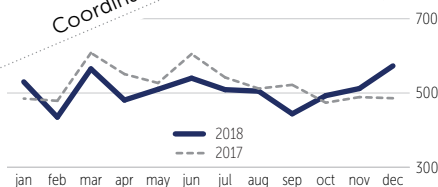
RANK
(BizAv traffic 2018)

44th

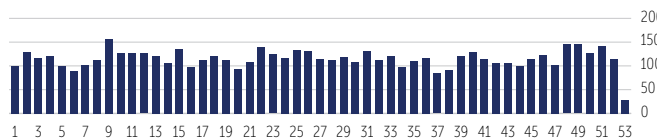
Growth
on 2017

-2.9%

BizAv Monthly Traffic



Weekly BizAv movements

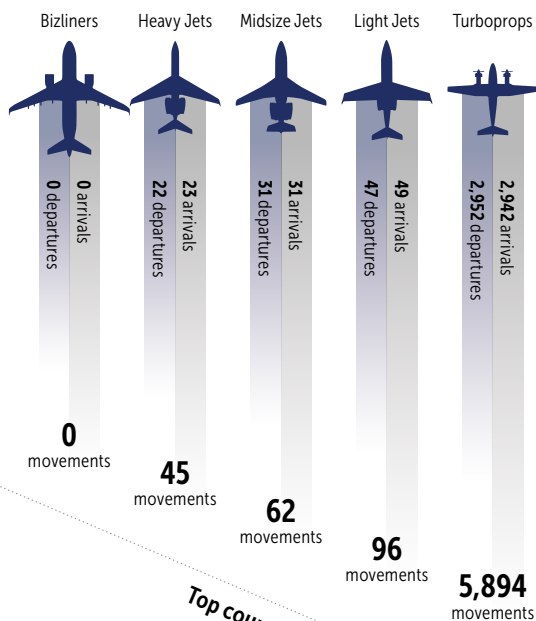


28th February

Busiest day of 2018
(30 mov)

23rd November

Calmmest day of 2018
(0 mov)

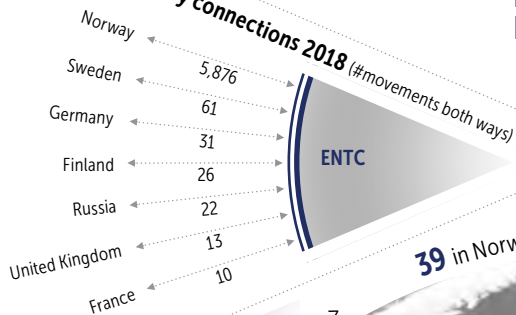


BizAv
Market share
14.3%

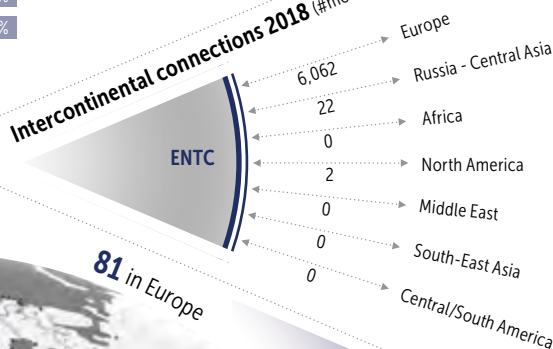
Top 10 Airport Pairs (#connections both ways)

Trondheim Airport	ENVA	182
Leknes	ENLK	214
Mo i Rana Røssvoll	ENRA	216
Oslo Gardermoen	ENGM	244
Stokmarknes Skagen	ENSK	305
Hammerfest	ENHF	480
Kirkenes	ENKR	588
Bodø	ENBO	688
Harstad/Narvik	ENEV	812
Alta	ENAT	946

Top country connections 2018 (#movements both ways)



Intercontinental connections 2018 (#movements both ways)



129 airports connected in 2018

39 in Norway

81 in Europe

9 outside Europe



Sion

Closest city: **Sion**

Airport operator: **Aeroport de Sion**

Airport Type: **BizAv Dedicated**

ICAO Code: **LSGS**



Runways: **07R/25L**

Coordinates: **N46°13'12" / E7°19'36"**

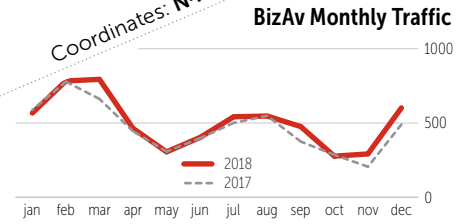
5 most active aircraft (#movements)



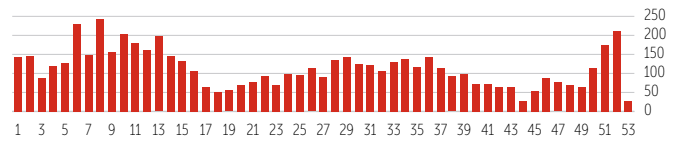
IATA Code: **SIR**

RANK
(BizAv traffic 2018)
45th

Growth on 2017
+8.3%

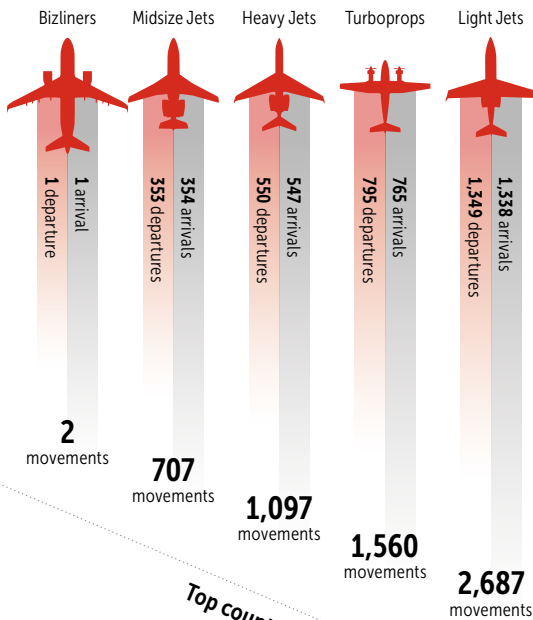


Weekly BizAv movements



18th February
Busiest day of 2018
(96 mov)

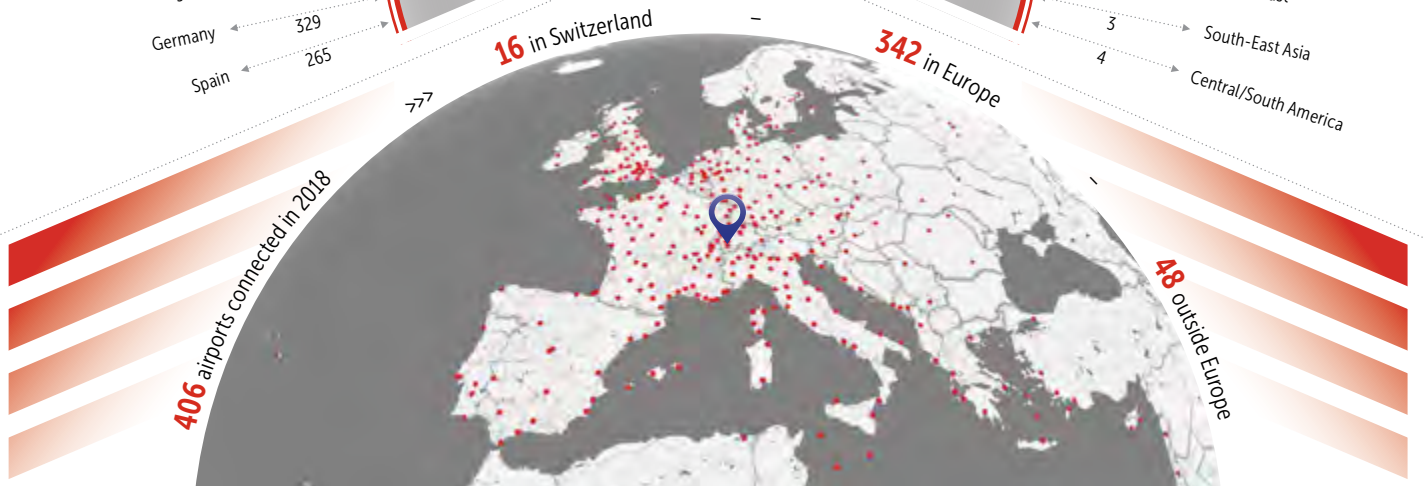
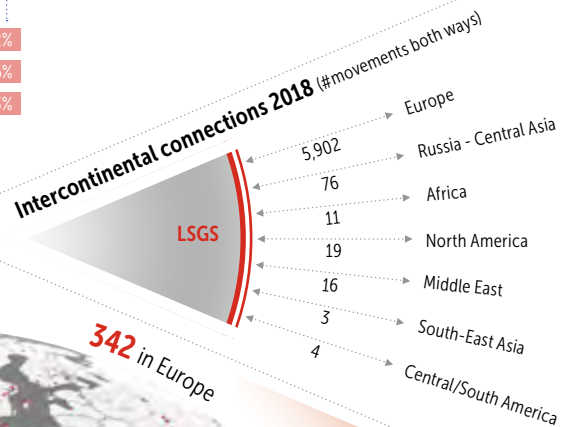
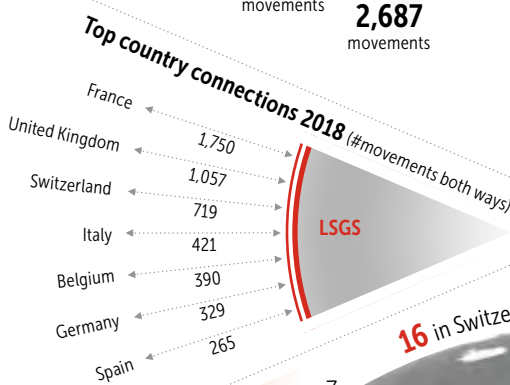
29th October
Calmmest day of 2018
(0 mov)



BizAv Market share
90.8%

Top 10 Airport Pairs (#connections both ways)

Brussels Zaventem	EBBR	120
Antwerp	EBAW	138
Zürich	LSZH	150
London Biggin Hill	EGKB	157
London Luton	EGGW	167
Nice-Côte d'Azur	LFMN	192
Calvi-Sainte-Catherine	LFKC	197
Farnborough	EGLF	219
Geneva	LSGG	282
Paris-Le Bourget	LFPP	511



Hannover Langenhagen



Closest city: **Hannover**

Airport operator: **Flughafen Hannover-Langenhagen GmbH**

Airport Type: **Mixed**

ICAO Code: **EDDV**

IATA Code: **HAJ**



Runways: **09L/27R - 09R/27L - 09C/27C**

Coordinates: **N52°27'36" / E9°40'60"**



5 most active aircraft (#movements)

Cessna Citation CJ1

395

Cessna-Caravan 2

425

Cessna Citation Excel / XLS

606

Cessna Citation V

924

Cessna-Conquest 1

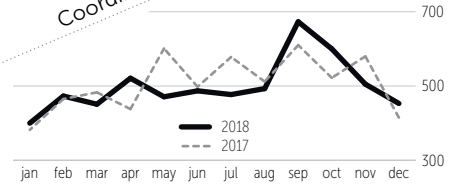
946

RANK
(BizAv traffic 2018)

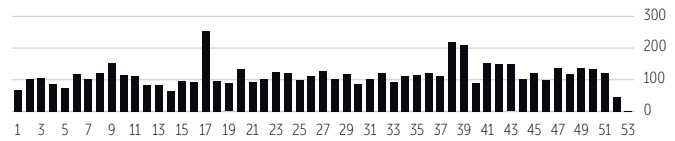
46th

Growth
on 2017
-1.3%

BizAv Monthly Traffic



Weekly BizAv movements



23rd April

Busiest day of 2018
(66 mov)


24th December

Calmmest day of 2018
(0 mov)

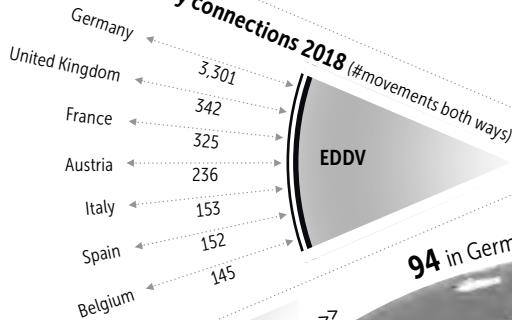
BizAv
Market share
8.4%

Top 10 Airport Pairs (#connections both ways)

Leipzig/Halle	EDDP	118
Cologne Bonn	EDDK	124
Frankfurt am Main	EDDF	129
Nuremberg	EDDN	138
Braunschweig Wolfsburg	EDVE	141
Düsseldorf	EDDL	158
Hamburg	EDDH	166
Munich	EDDM	181
Stuttgart	EDDS	197
Bremen	EDDW	255



Top country connections 2018 (#movements both ways)



Intercontinental connections 2018 (#movements both ways)



462 airports connected in 2018

94 in Germany

300 in Europe

68 outside Europe



Rotterdam The Hague

Closest city: **Rotterdam**

Airport operator: **Royal Schiphol Group**

Airport Type: **Mixed**



ICAO Code: **EHRD**

IATA Code: **RTM**



Runways: **06/24**

5 most active aircraft (#movements)

Cessna Citation Mustang

271

Pilatus PC-12

415

Piaggio-P-180 Avanti

420

Cessna Citation Excel / XLS

536

Dassault-Falcon 7X

558

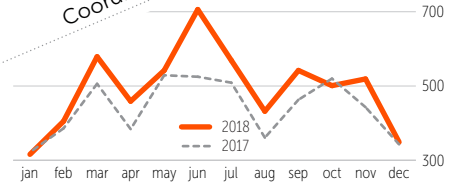
RANK
(BizAv traffic 2018)

47th

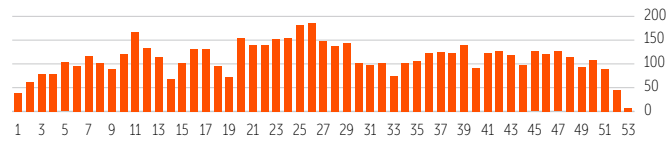
Growth on 2017
+11.9%

Coordinates: **N51°57'24" / E4°26'12"**

BizAv Monthly Traffic



Weekly BizAv movements

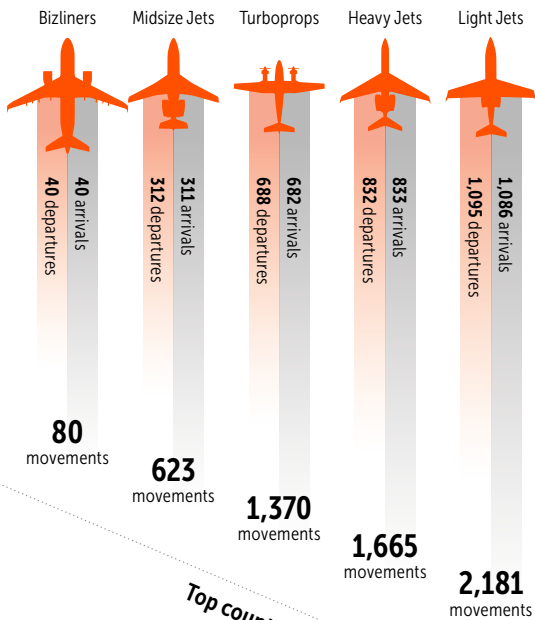


13th January

Calmmest day of 2018
(2 mov)

22nd June

Busiest day of 2018
(43 mov)



5,919
movements

2,967
departures

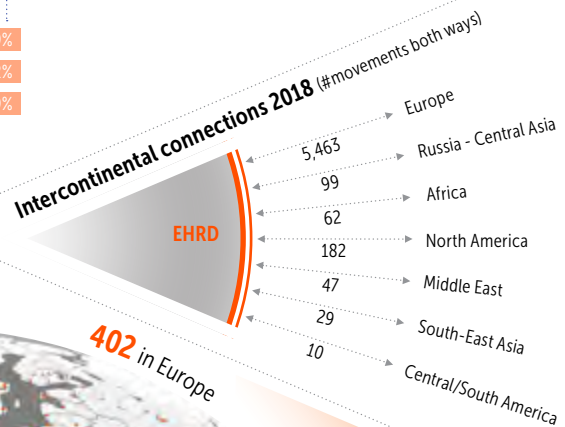
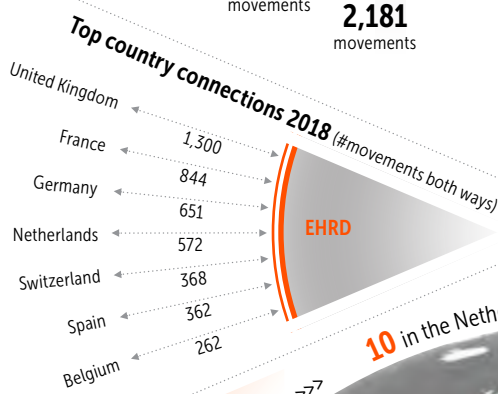
2,952
arrivals

10%	Domestic	9%
83%	Europe	82%
7%	Extra-Europe	9%

BizAv
Market share
23.1%

Top 10 Airport Pairs (#connections both ways)

Zürich	LSZH	101
Nice-Côte d'Azur	LFMN	111
Geneva	LSGG	116
Farnborough	EGLF	120
Cannes-Mandelieu	LFMD	127
Antwerp	EBAW	136
Amsterdam Schiphol	EHAM	180
Paris-Le Bourget	LFPB	180
London City	EGLC	187
London Biggin Hill	EGKB	252



567 airports connected in 2018

10 in the Netherlands

402 in Europe

155 outside Europe



Ankara Esenboga Int.



Closest city: **Ankara**

Airport operator: **General Directorate of State Airports (DHMI)**

Airport Type: **Mixed**

ICAO Code: **LTAC**



Runways: **03R/21L - 03L/21R**

Coordinates: **N40°7'42" / E32°59'42"**



5 most active aircraft (#movements)

Gulfstream GV/500-550

356

Embraer-ERJ-135 / Legacy 600 series

418

Dassault-Falcon 2000

476

Gulfstream G300-450

482

Cessna Citation CJ2

728

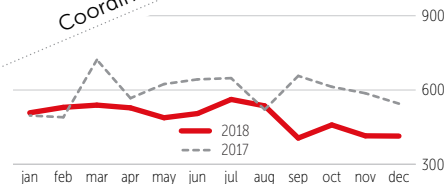
IATA Code: **ESB**

RANK
(BizAv traffic 2018)

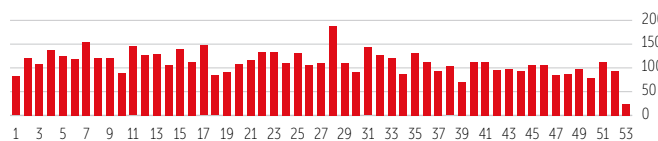
48th

Growth
on 2017
-17.2%

BizAv Monthly Traffic



Weekly BizAv movements



9th July

Busiest day of 2018
(83 mov)

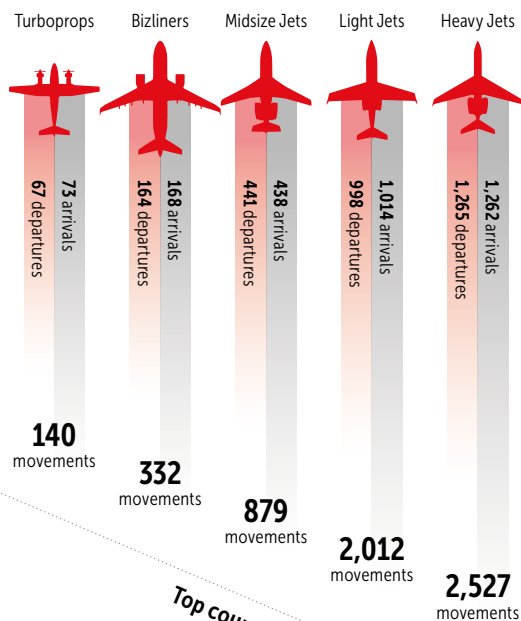
22nd December

Calmmest day of 2018
(1 mov)

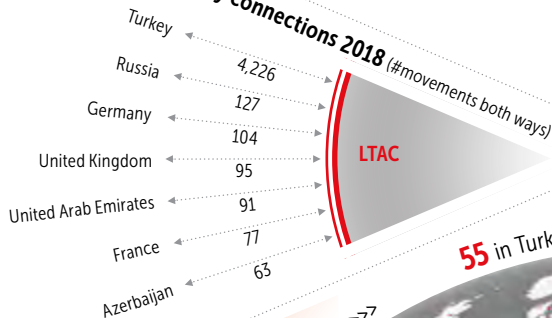
BizAv
Market share
5.2%

Top 10 Airport Pairs (#connections both ways)

Diyarbakir	LTCC	87
Van Ferit Melen	LTCI	89
Dalaman	LTBS	90
Adana	LTAJ	116
Adnan Menderes	LTBJ	133
Milas Bodrum	LTFE	135
Gaziantep International	LTAJ	159
Antalya International	LTAI	187
Istanbul Sabiha Gökçen	LTFJ	786
Istanbul Atatürk	LTBA	1,149



Top country connections 2018 (#movements both ways)



Intercontinental connections 2018 (#movements both ways)



55 in Turkey

157 in Europe

341 airports connected in 2018

129 outside Europe



Altenrhein St-Gallen

Closest city: **Saint Gallen**

Airport operator: **Airport Altenrhein AG**

Airport Type: **Mixed**

ICAO Code: **LSZR**



Runways: **10R/28L**

Coordinates: **N47°29'6" | E9°33'42"**

5 most active aircraft (#movements)

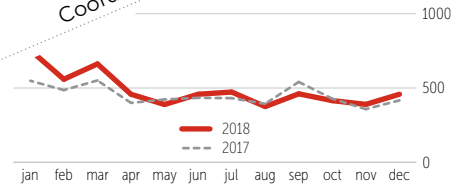


IATA Code: **ACH**

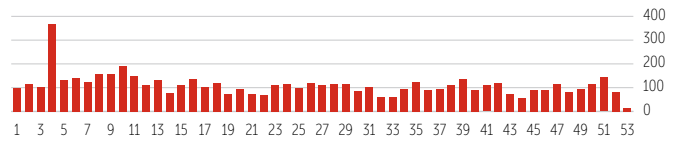
RANK (BizAv traffic 2018)
49th

Growth on 2017
+8.1%

BizAv Monthly Traffic




Weekly BizAv movements



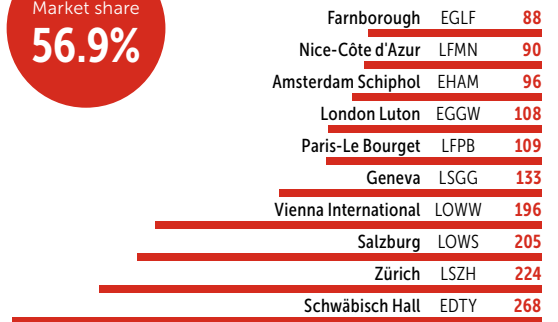
26th January
Busiest day of 2018 (90 mov)

1st April
Calmmest day of 2018 (0 mov)



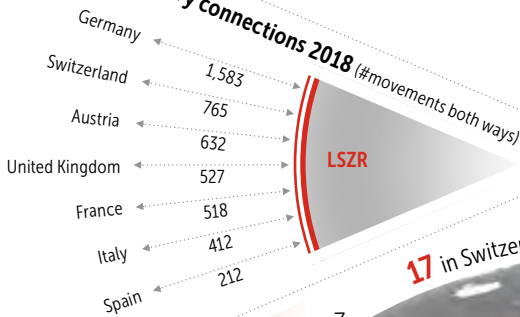
BizAv Market share
56.9%

Top 10 Airport Pairs (#connections both ways)

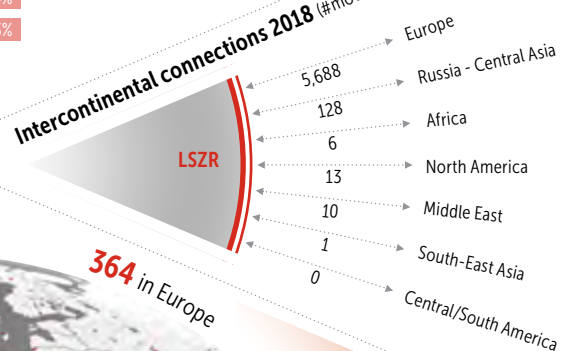


14%	Domestic	13%
84%	Europe	84%
3%	Extra-Europe	3%

Top country connections 2018 (#movements both ways)



Intercontinental connections 2018 (#movements both ways)



418 airports connected in 2018

17 in Switzerland

364 in Europe

37 outside Europe



Venice Tesserà Marco Polo



Closest city: **Venice**

Airport operator: **SAVE S.p.A.**

Airport Type: **Mixed**

ICAO Code: **LIPZ**



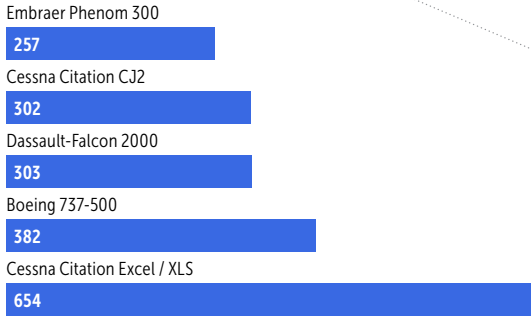
Runways: **04R/22L - 04L/22R**

IATA Code: **VCE**

Coordinates: **N45°30'18" / E12°21'6"**



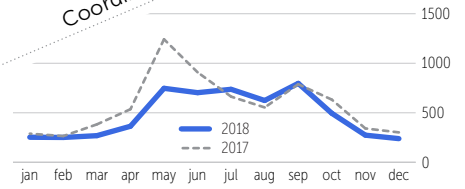
5 most active aircraft (#movements)




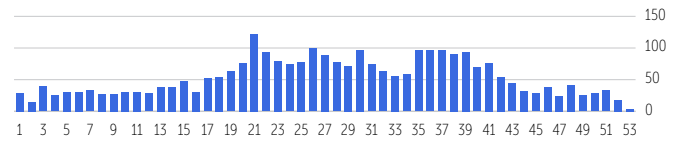
RANK
(BizAv traffic 2018)
50th

Growth on 2017
-16.7%

BizAv Monthly Traffic



Weekly BizAv movements



19th March
Calmmest day of 2018
(0 mov)

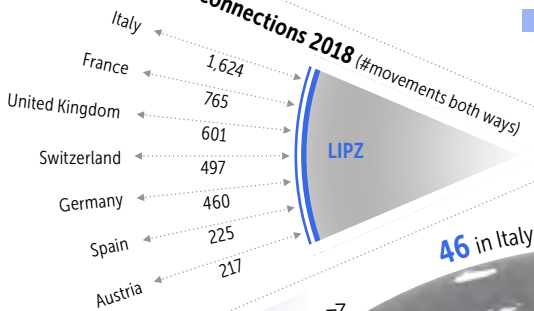
25th May
Busiest day of 2018
(65 mov)

BizAv Market share
5.4%

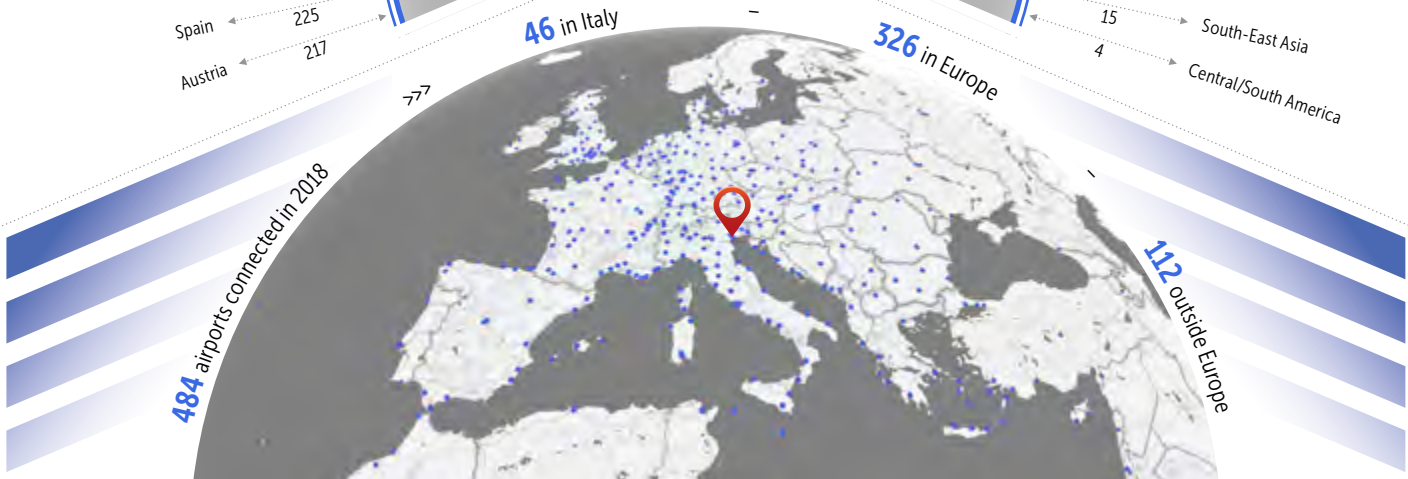

Top 10 Airport Pairs (#connections both ways)

Vienna International	LOWW	89
Olbia Costa Smeralda	LIEO	91
Farnborough	EGLF	103
London Luton	EGGW	124
Zürich	LSZH	138
Nice-Côte d'Azur	LFMN	186
Geneva	LSGG	230
Milan Linate	LIML	237
Paris-Le Bourget	LFPB	263
Roma Ciampino	LIRA	299

Top country connections 2018 (#movements both ways)



Intercontinental connections 2018 (#movements both ways)





Top 50 airport pairs 2018



















































Airport name	ICAO Code	Movements	ICAO Code	Airport name
Paris-Le Bourget	LFPB	3,622	LSGG	Geneva
Paris-Le Bourget	LFPB	2,374	LFMN	Nice-Côte d'Azur
Nice-Côte d'Azur	LFMN	1,981	UUWW	Moscow Vnukovo
Geneva	LSGG	1,875	LFMN	Nice-Côte d'Azur
Roma Ciampino	LIRA	1,611	LIML	Milan Linate
London Farnborough	EGLF	1,547	LFPB	Paris-Le Bourget
Nice-Côte d'Azur	LFMN	1,453	EGGW	London Luton
Nice-Côte d'Azur	LFMN	1,408	EGLF	Farnborough
Paris-Le Bourget	LFPB	1,371	EGGW	London Luton
Geneva	LSGG	1,211	EGLF	Farnborough
Istanbul Atatürk	LTBA	1,149	LTAC	Ankara Esenboğa
Paris-Le Bourget	LFPB	1,079	LIML	Milan Linate
Oslo Gardermoen	ENGM	1,015	ENVA	Trondheim Airport
London Farnborough	EGLF	960	EGNL	Barrow Walney Island
Tromsø	ENTC	946	ENAT	Alta
Madrid Barajas	LEMD	918	LEBL	Barcelona El Prat
London Luton	EGGW	914	LSGG	Geneva
Paris-Le Bourget	LFPB	908	LFBD	Bordeaux-Mérignac
Ibiza	LEIB	906	LEPA	Palma De Mallorca
Bordeaux-Mérignac	LFBD	902	LFPB	Paris-Le Bourget
Zürich	LSZH	896	LFPB	Paris-Le Bourget
Athens International	LGAV	867	LGMK	Mikonos
Cannes-Mandelieu	LFMD	865	LFPB	Paris-Le Bourget
Zürich	LSZH	862	LSGG	Geneva
London Biggin Hill	EGKB	854	LFPB	Paris-Le Bourget
London Farnborough	EGLF	836	EGGW	London Luton
Paris-Le Bourget	LFPB	824	LFly	Lyon-Bron
Tromsø	ENTC	812	ENEV	Harstad/Narvik
Nice-Côte d'Azur	LFMN	801	LIML	Milan Linate
Prague Ruzyně	LKPR	792	LZIB	Bratislava M. R. Štefánik
Ankara Esenboğa	LTAC	786	LTFJ	Istanbul Sabiha Gökçen
Geneva	LSGG	771	LIML	Milan Linate
Zürich	LSZH	701	LFMN	Nice-Côte d'Azur
Málaga	LEMG	689	GEML	Melilla
Tromsø	ENTC	688	ENBO	Bodø
Barcelona El Prat	LEBL	683	LEIB	Ibiza
Belgrade	LYBE	671	LYPG	Podgorica
London Luton	EGGW	653	UUWW	Moscow Vnukovo
Geneva	LSGG	645	UUWW	Moscow Vnukovo
Olbia Costa Smeralda	LIEO	636	LFMN	Nice-Côte d'Azur
Palma De Mallorca	LEPA	635	LEMH	Menorca
Jersey	EGJJ	628	EGJB	Guernsey
Ibiza	LEIB	624	LEVC	Valencia
Milan Linate	LIML	597	LIEO	Olbia Costa Smeralda
Tromsø	ENTC	588	ENKR	Kirkenes
Amsterdam Schiphol	EHAM	574	LFPB	Paris-Le Bourget
London Biggin Hill	EGKB	558	LFMN	Nice-Côte d'Azur
Ibiza	LEIB	558	LFMN	Nice-Côte d'Azur
Roma Ciampino	LIRA	557	LFMN	Nice-Côte d'Azur
Oslo Gardermoen	ENGM	556	ENBR	Bergen

Top 50 airports – detailed BizAv activity


Rank	ICAO Code	Country	Airport name	Movements (2018)	Growth on 2017	BizAv share
1	LFPB		Paris Le Bourget	53,686	4.9%	90.0%
2	LFMN		Nice Côte d'Azur	35,449	0.5%	23.4%
3	LSGG		Geneva Intl.	33,569	-0.8%	17.7%
4	EGGW		London Luton	28,002	-4.2%	19.8%
5	EGLF		Farnborough	27,916	14.3%	90.0%
6	LSZH		Zurich	23,078	0.5%	8.1%
7	LIML		Milan Linate	19,347	1.5%	16.5%
8	EGKB		London Biggin Hill	16,136	11.6%	90.6%
9	LIRA		Rome Ciampino	16,043	-2.8%	29.1%
10	LOWW		Vienna Intl.	14,814	-1.9%	5.6%
11	EDDM		Munich	14,735	-0.1%	3.5%
12	LEPA		Palma de Mallorca	12,996	2.2%	5.7%
13	EDDB		Berlin Schönefeld	12,654	7.4%	12.3%
14	LEMD		Madrid Barajas	12,471	1.3%	2.9%
15	LEIB		Ibiza	12,046	3.3%	15.5%
16	LFMD		Cannes Mandelieu	11,881	0.8%	84.0%
17	LKPR		Prague Vaclav Havel	11,661	3.7%	7.0%
18	EDDS		Stuttgart	11,324	2.4%	8.6%
19	LEBL		Barcelona El Prat	11,212	7.0%	3.1%
20	EGSS		London Stansted	10,724	0.3%	5.1%
21	EHAM		Amsterdam Schiphol	10,571	5.2%	1.9%
22	LGAV		Athens Intl.	9,612	-1.9%	4.4%
23	LEMG		Malaga Costa del Sol	9,577	0.9%	6.7%
24	LIEO		Olbia Costa Smeralda	9,477	4.4%	27.5%
25	EBBR		Brussels Zaventem	9,142	1.8%	3.8%
26	EDDH		Hamburg	8,788	9.8%	5.7%
27	LTBA		Istanbul Atatürk Intl.	8,747	2.7%	1.9%
28	EDDL		Düsseldorf	8,336	1.4%	3.6%
29	LOWS		Salzburg	8,306	-1.9%	28.3%
30	EDDK		Köln-Bonn	8,261	0.5%	5.7%
31	ELLX		Luxembourg Findel	8,230	-4.6%	10.4%
32	EDDF		Frankfurt Main Intl.	8,162	-2.2%	1.5%
33	LFSB		Basel-Mulhouse	7,586	2.6%	9.0%
34	LFLY		Lyon Bron	7,571	13.9%	74.1%
35	EDDN		Nürnberg	7,486	2.2%	13.5%
36	ENGM		Oslo Gardermoen	7,431	1.6%	2.9%
37	LFBD		Bordeaux Merignac	7,343	3.2%	9.6%
38	ESSB		Stockholm Bromma	7,131	-1.3%	12.6%
39	LYBE		Belgrade Nikola Tesla	6,861	16.0%	9.6%
40	EGJJ		Jersey	6,652	11.1%	20.7%
41	LOWI		Innsbruck	6,537	3.8%	32.9%
42	EBAW		Antwerp	6,302	2.3%	40.9%
43	EIDW		Dublin	6,143	-1.1%	2.4%
44	ENTC		Tromsø Langnes	6,097	-2.9%	14.3%
45	LSGS		Sion	6,053	8.3%	90.8%
46	EDDV		Hannover Langenhagen	6,004	-1.3%	8.4%
47	EHRD		Rotterdam The Hague	5,919	11.9%	23.1%
48	LTAC		Ankara Esenboga Intl.	5,890	-17.2%	5.2%
49	LSZR		Altenrhein St-Gallen	5,853	8.1%	56.9%
50	LIPZ		Venice Tesserà Marco Polo	5,753	-16.7%	5.4%

	Departures	Domestic	Europe	Extra-Europe	Arrivals	Domestic	Europe	Extra-Europe
	26,952	29%	57%	14%	26,734	30%	56%	13%
	17,807	16%	67%	17%	17,642	16%	69%	16%
	16,815	7%	82%	12%	16,754	6%	82%	12%
	14,027	19%	58%	23%	13,975	19%	59%	22%
	14,016	24%	62%	15%	13,900	24%	63%	13%
	11,557	9%	79%	11%	11,521	11%	79%	11%
	9,701	31%	60%	9%	9,646	32%	60%	8%
	8,071	23%	70%	6%	8,065	22%	71%	7%
	8,059	52%	38%	10%	7,984	53%	38%	9%
	7,426	12%	73%	14%	7,388	12%	74%	14%
	7,373	27%	60%	13%	7,362	30%	58%	12%
	6,507	26%	70%	5%	6,489	26%	70%	4%
	6,333	39%	51%	10%	6,321	39%	51%	10%
	6,267	40%	49%	12%	6,204	39%	50%	11%
	6,039	27%	68%	5%	6,007	28%	68%	4%
	5,924	28%	69%	4%	5,957	28%	69%	3%
	5,818	8%	84%	9%	5,843	8%	83%	9%
	5,670	42%	53%	5%	5,654	41%	54%	4%
	5,612	35%	55%	9%	5,600	35%	56%	9%
	5,366	24%	46%	30%	5,358	23%	48%	29%
	5,289	6%	87%	7%	5,282	7%	86%	7%
	4,822	31%	55%	14%	4,790	31%	54%	14%
	4,812	28%	60%	12%	4,765	28%	61%	11%
	4,749	30%	61%	10%	4,728	31%	60%	10%
	4,581	6%	86%	9%	4,561	5%	85%	9%
	4,390	46%	51%	4%	4,398	42%	54%	3%
	4,365	48%	30%	22%	4,382	47%	30%	23%
	4,171	41%	54%	5%	4,165	39%	56%	5%
	4,155	11%	85%	4%	4,151	11%	85%	4%
	4,130	31%	60%	9%	4,131	42%	53%	5%
	4,125	0%	94%	5%	4,105	0%	97%	3%
	4,091	27%	61%	12%	4,071	25%	66%	9%
	3,824	21%	66%	13%	3,762	22%	65%	13%
	3,820	60%	35%	5%	3,751	63%	34%	3%
	3,758	38%	51%	11%	3,728	46%	47%	7%
	3,727	52%	43%	4%	3,704	51%	44%	5%
	3,730	59%	31%	9%	3,613	63%	33%	5%
	3,564	40%	56%	4%	3,567	38%	56%	5%
	3,427	4%	83%	13%	3,434	4%	81%	16%
	3,331	69%	30%	2%	3,321	69%	30%	1%
	3,269	14%	78%	8%	3,268	14%	80%	5%
	3,148	12%	86%	2%	3,154	12%	86%	2%
	3,078	3%	84%	14%	3,065	3%	85%	13%
	3,052	96%	3%	1%	3,045	97%	3%	1%
	3,048	12%	85%	2%	3,005	12%	86%	3%
	3,001	57%	39%	4%	3,003	53%	42%	4%
	2,967	10%	83%	7%	2,952	9%	82%	9%
	2,935	72%	13%	16%	2,955	72%	12%	17%
	2,926	14%	84%	3%	2,927	13%	84%	3%
	2,887	29%	64%	7%	2,866	28%	66%	7%






























BizAv rankings – top 50 airports

ICAO Code		Airport name	Rank 2018	Movements (2018)	Rank 2017	Movements (2017)	Movmts. change	Growth on 2017	Rank change
LFPB		Paris Le Bourget	1	53,686	1	51,162	+2,524	4.9%	0
LFMN		Nice Côte d'Azur	2	35,449	2	35,273	+176	0.5%	0
LSGG		Geneva Intl.	3	33,569	3	33,840	-271	-0.8%	0
EGGW		London Luton	4	28,002	4	29,242	-1,240	-4.2%	0
EGLF		Farnborough	5	27,916	5	24,414	+3,502	14.3%	0
LSZH		Zurich	6	23,078	6	22,972	+106	0.5%	0
LIML		Milan Linate	7	19,347	7	19,052	+295	1.5%	0
EGKB		London Biggin Hill	8	16,136	11	14,461	+1,675	11.6%	▲ 3
LIRA		Rome Ciampino	9	16,043	8	16,513	-470	-2.8%	▼ 1
LOWW		Vienna Intl.	10	14,814	9	15,102	-288	-1.9%	▼ 1
EDDM		Munich	11	14,735	10	14,749	-14	-0.1%	▼ 1
LEPA		Palma de Mallorca	12	12,996	12	12,713	+283	2.2%	0
EDDB		Berlin Schönefeld	13	12,654	15	11,778	+876	7.4%	▲ 2
LEMD		Madrid Barajas	14	12,471	13	12,311	+160	1.3%	▼ 1
LEIB		Ibiza	15	12,046	16	11,663	+383	3.3%	▲ 1
LFMD		Cannes Mandelieu	16	11,881	14	11,782	+99	0.8%	▼ 2
LKPR		Prague Vaclav Havel	17	11,661	17	11,246	+415	3.7%	0
EDDS		Stuttgart	18	11,324	18	11,062	+262	2.4%	0
LEBL		Barcelona El Prat	19	11,212	21	10,477	+735	7.0%	▲ 2
EGSS		London Stansted	20	10,724	20	10,696	+28	0.3%	0
EHAM		Amsterdam Schiphol	21	10,571	22	10,050	+521	5.2%	▲ 1
LGAV		Athens Intl.	22	9,612	23	9,803	-191	-1.9%	▲ 1
LEMG		Malaga Costa del Sol	23	9,577	24	9,487	+90	0.9%	▲ 1
LIEO		Olbia Costa Smeralda	24	9,477	25	9,077	+400	4.4%	▲ 1
EBBR		Brussels Zaventem	25	9,142	26	8,982	+160	1.8%	▲ 1
EDDH		Hamburg	26	8,788	33	8,007	+781	9.8%	▲ 7
LTBA		Istanbul Atatürk Intl.	27	8,747	28	8,514	+233	2.7%	▲ 1
EDDL		Düsseldorf	28	8,336	32	8,219	+117	1.4%	▲ 4
LOWS		Salzburg	29	8,306	29	8,465	-159	-1.9%	0
EDDK		Köln-Bonn	30	8,261	31	8,222	+39	0.5%	▲ 1
ELLX		Luxembourg Findel	31	8,230	27	8,625	-395	-4.6%	▼ 4
EDDF		Frankfurt Main Intl.	32	8,162	30	8,343	-181	-2.2%	▼ 2
LFSB		Basel-Mulhouse	33	7,586	34	7,392	+194	2.6%	▲ 1
LFLY		Lyon Bron	34	7,571	41	6,647	+924	13.9%	▲ 7
EDDN		Nürnberg	35	7,486	35	7,324	+162	2.2%	0
ENGM		Oslo Gardermoen	36	7,431	36	7,317	+114	1.6%	0
LFBD		Bordeaux Merignac	37	7,343	39	7,112	+231	3.2%	▲ 2
ESSB		Stockholm Bromma	38	7,131	37	7,228	-97	-1.3%	▼ 1
LYBE		Belgrade Nikola Tesla	39	6,861	50	5,913	+948	16.0%	▲ 11
EGJJ		Jersey	40	6,652	49	5,985	+667	11.1%	▲ 9
LOWI		Innsbruck	41	6,537	43	6,296	+241	3.8%	▲ 2
EBAW		Antwerp	42	6,302	46	6,162	+140	2.3%	▲ 4
EIDW		Dublin	43	6,143	45	6,209	-66	-1.1%	▲ 2
ENTC		Tromsø Langnes	44	6,097	44	6,280	-183	-2.9%	0
LSGS		Sion	45	6,053	52	5,587	+466	8.3%	▲ 7
EDDV		Hannover Langenhagen	46	6,004	47	6,084	-80	-1.3%	▲ 1
EHRD		Rotterdam The Hague	47	5,919	56	5,291	+628	11.9%	▲ 9
LTAC		Ankara Esenboga Intl.	48	5,890	38	7,114	-1,224	-17.2%	▼ 10
LSZR		Altenrhein St-Gallen	49	5,853	54	5,413	+440	8.1%	▲ 5
LIPZ		Venice Tessera Marco Polo	50	5,753	40	6,906	-1,153	-16.7%	▼ 10



















































BizAv rankings – top 51-100 airports

ICAO Code		Airport name	Rank 2018	Movements (2018)	Rank 2017	Movements (2017)	Movmts. change	Growth on 2017	Rank change
LSZB		Bern/Belp	51	5,721	51	5,615	+106	1.9%	0
EDDW		Bremen	52	5,575	55	5,330	+245	4.6%	▲ 3
EPWA		Warsaw Frederic Chopin	53	5,534	57	5,266	+268	5.1%	▲ 4
EFHK		Helsinki Vantaa	54	5,532	48	5,995	-463	-7.7%	▼ 6
EGWU		RAF Northolt	55	5,485	19	10,865	-5,380	-49.5%	▼ 36
LHBP		Budapest Intl. Ferenc Liszt	56	5,220	65	4,702	+518	11.0%	▲ 9
LIRN		Naples Capodichino (Napoli)	57	5,145	53	5,495	-350	-6.4%	▼ 4
EDSB		Karlsruhe/Baden-Baden	58	5,093	64	4,753	+340	7.2%	▲ 6
LTFJ		Istanbul Siha Gokcen Intl.	59	5,054	42	6,342	-1,288	-20.3%	▼ 17
LFTH		Toulon-Le Palyvestre/Hyeres Intl.	60	5,012	60	4,921	+91	1.8%	0
EGJB		Guernsey	61	5,011	66	4,597	+414	9.0%	▲ 5
EGCC		Manchester	62	4,989	58	4,984	+5	0.1%	▼ 4
LFML		Marseille Provence	63	4,972	61	4,865	+107	2.2%	▼ 2
LZIB		Letisko M. R. Stefanika Bratislava	64	4,965	59	4,934	+31	0.6%	▼ 5
EGTK		London Oxford (Kidlington)	65	4,940	63	4,787	+153	3.2%	▼ 2
EGLC		London City	66	4,930	80	4,089	+841	20.6%	▲ 14
LEVC		Valencia Manises	67	4,781	75	4,182	+599	14.3%	▲ 8
EDNY		Friedrichshafen/Bodensee	68	4,760	62	4,813	-53	-1.1%	▼ 6
LIRQ		Florence Amerigo Vespucci Peretola	69	4,729	69	4,469	+260	5.8%	0
LCLK		Larnaka Intl.	70	4,615	67	4,597	+18	0.4%	▼ 3
LGMK		Mikonos	71	4,595	77	4,154	+441	10.6%	▲ 6
LIRP		Pisa Intl. San Giusto Galileo Galilei	72	4,545	72	4,300	+245	5.7%	0
EGPF		Glasgow Intl.	73	4,523	78	4,115	+408	9.9%	▲ 5
EGBB		Birmingham Intl.	74	4,473	73	4,264	+209	4.9%	▼ 1
LMML		Malta Intl.	75	4,462	68	4,595	-133	-2.9%	▼ 7
EGNX		East Midlands	76	4,456	70	4,401	+55	1.2%	▼ 6
EDMO		Munich/Oberpfaffenhofen	77	4,398	90	3,699	+699	18.9%	▲ 13
LIMC		Milan Malpensa	78	4,369	79	4,090	+279	6.8%	▲ 1
ESSA		Stockholm Arlanda	79	4,333	74	4,215	+118	2.8%	▼ 5
LFLB		Chambery Savoie Mont Blanc	80	4,301	76	4,176	+125	3.0%	▼ 4
EDTY		Schwäbisch Hall/Adolf Wuerth	81	4,184	83	3,963	+221	5.6%	▲ 2
LSZA		Lugano	82	4,025	82	4,004	+21	0.5%	0
EDVE		Braunschweig-Wolfsburg	83	3,982	71	4,349	-367	-8.4%	▼ 12
LFPV		Villacoublay-Velizy	84	3,977	85	3,931	+46	1.2%	▲ 1
EINN		Shannon Intl.	85	3,967	89	3,752	+215	5.7%	▲ 4
LFBO		Toulouse Blagnac	86	3,850	88	3,799	+51	1.3%	▲ 2
EGGD		Bristol (Lulsgate)	87	3,827	92	3,584	+243	6.8%	▲ 5
ESGG		Göteborg/Landvetter	88	3,731	81	4,038	-307	-7.6%	▼ 7
LBSF		Sofia Intl.	89	3,718	105	3,179	+539	17.0%	▲ 16
LIMF		Turin Caselle Sandro Pertini	90	3,662	93	3,507	+155	4.4%	▲ 3
LPFR		Faro Algarve	91	3,654	99	3,262	+392	12.0%	▲ 8
EDDG		Munster Osnruck Intl.	92	3,650	87	3,815	-165	-4.3%	▼ 5
LIPE		G. Marconi/Bologna Borgo Panigale	93	3,593	84	3,943	-350	-8.9%	▼ 9
LFCL		Clermont-Ferrand Auvergne	94	3,581	91	3,632	-51	-1.4%	▼ 3
LPPT		Lisbon Intl./Humberto Delgado	95	3,539	86	3,861	-322	-8.3%	▼ 9
EGPH		Edinburgh Intl.	96	3,508	96	3,400	+108	3.2%	0
EGHI		Southampton	97	3,456	104	3,183	+273	8.6%	▲ 7
LTFE		Mugla Milas Bodrum	98	3,447	106	3,126	+321	10.3%	▲ 8
EGHH		Bournemouth	99	3,367	103	3,211	+156	4.9%	▲ 4
LIMJ		Genoa Sestri Cristoforo Colombo	100	3,363	97	3,386	-23	-0.7%	▼ 3

BizAv rankings – top 101-150 airports

ICAO Code		Airport name	Rank 2018	Movements (2018)	Rank 2017	Movements (2017)	Movmts. change	Growth on 2017	Rank change
LDZA		Zagreb	101	3,298	107	3,126	+172	5.5%	▲ 6
EKCH		Copenhagen Kastrup	102	3,278	94	3,465	-187	-5.4%	▼ 8
LOWL		Blue Danube Linz	103	3,276	101	3,247	+29	0.9%	▼ 2
LFRN		Rennes Bretagne/Saint Jacques	104	3,275	100	3,254	+21	0.6%	▼ 4
EDXW		Sylt	105	3,249	113	2,932	+317	10.8%	▲ 8
EGNL		Walney Island	106	3,213	115	2,909	+304	10.5%	▲ 9
ENVA		Trondheim Vaernes	107	3,181	98	3,330	-149	-4.5%	▼ 9
LIPX		Verona Villafranca Valerio Catullo	108	3,113	95	3,457	-344	-10.0%	▼ 13
ENBO		Bodo	109	3,072	109	3,076	-4	-0.1%	0
EDLW		Dortmund	110	3,062	110	3,001	+61	2.0%	0
LFKF		Figari Sud Corse	111	2,998	111	2,970	+28	0.9%	0
EDMA		Augsburg	112	2,977	108	3,101	-124	-4.0%	▼ 4
EDLP		Paderborn-Lippstadt	113	2,969	102	3,225	-256	-7.9%	▼ 11
LFMV		Avignon-Provence	114	2,921	114	2,928	-7	-0.2%	0
LFTZ		St Tropez-La Mole	115	2,918	116	2,905	+13	0.4%	▲ 1
EDDP		Leipzig-Halle	116	2,905	128	2,569	+336	13.1%	▲ 12
LTAI		Antalya Intl.	117	2,875	143	2,329	+546	23.4%	▲ 26
EDLN		Mönchengladbach	118	2,835	129	2,531	+304	12.0%	▲ 11
ESPA		Lulea/Kallax	119	2,818	145	2,305	+513	22.3%	▲ 26
EBKT		Kortrijk-Wevelgem	120	2,781	140	2,371	+410	17.3%	▲ 20
EKBI		Billund	121	2,766	131	2,475	+291	11.8%	▲ 10
EVRA		Riga Intl.	122	2,763	117	2,882	-119	-4.1%	▼ 5
ENBR		Bergen/Flesland	123	2,723	125	2,599	+124	4.8%	▲ 2
EDDT		Berlin Tegel	124	2,692	119	2,731	-39	-1.4%	▼ 5
EGPD		Aberdeen Intl. Dyce	126	2,662	138	2,389	+273	11.4%	▲ 12
LFPN		Toussus Le Noble	125	2,662	121	2,657	+5	0.2%	▼ 4
EDJA		Memmingen/Allgaeu	128	2,630	134	2,452	+178	7.3%	▲ 6
LOWK		Karntner Klagenfurt Worthersee	127	2,630	112	2,953	-323	-10.9%	▼ 15
EBCI		Brussels South Charleroi	129	2,628	135	2,430	+198	8.1%	▲ 6
LFMT		Montpellier Mediterranee	130	2,561	126	2,590	-29	-1.1%	▼ 4
EGTE		Exeter Intl.	131	2,560	120	2,675	-115	-4.3%	▼ 11
EHBK		Maastricht Aachen	132	2,549	122	2,657	-108	-4.1%	▼ 10
LFST		Strasbourg Entzheim	133	2,502	141	2,363	+139	5.9%	▲ 8
EGGP		Liverpool John Lennon Intl.	135	2,496	150	2,268	+228	10.1%	▲ 15
EGNM		Leeds Bradford	134	2,496	124	2,624	-128	-4.9%	▼ 10
EKRK		Copenhagen Roskilde	136	2,465	153	2,242	+223	9.9%	▲ 17
EGAA		Belfast Intl. (Aldergrove)	137	2,461	144	2,317	+144	6.2%	▲ 7
LIRE		Pratica Di Mare	138	2,457	167	1,969	+488	24.8%	▲ 29
EDFM		Mannheim City	139	2,444	137	2,417	+27	1.1%	▼ 2
LPPR		Porto Francisco Sa Carneiro	140	2,423	162	2,051	+372	18.1%	▲ 22
EGPE		Inverness	141	2,422	130	2,490	-68	-2.7%	▼ 11
LICC		Catania Fontanarossa/Vincenzo B.	142	2,417	152	2,250	+167	7.4%	▲ 10
ESNU		Umea City	143	2,407	133	2,470	-63	-2.6%	▼ 10
LEAL		Alicante El Altet	144	2,390	154	2,239	+151	6.7%	▲ 10
LFQQ		Lille Lesquin	145	2,385	139	2,382	3	0.1%	▼ 6
LSZS		Engadin - St Moritz/Samedan	146	2,357	118	2,825	-468	-16.6%	▼ 28
BIKF		Keflavik Intl.	147	2,356	158	2,214	+142	6.4%	▲ 11
LOWG		Graz Intl.	148	2,345	132	2,473	-128	-5.2%	▼ 16
LRBS		Bucharest Baneasa Aurel Vlaicu	149	2,343	160	2,112	+231	10.9%	▲ 11
LDZD		Zadar Zemunik	150	2,321	176	1,897	+424	22.4%	▲ 26

BizAv rankings – top 151-200 airports

ICAO Code		Airport name	Rank 2018	Movements (2018)	Rank 2017	Movements (2017)	Movmts. change	Growth on 2017	Rank change
LICJ		Palermo/P. Raisi Falcone Borsellino	151	2,320	151	2,256	+64	2.8%	0
LROP		Otopeni - Henri Coanda Intl.	152	2,318	123	2,627	-309	-11.8%	▼ 29
EGNS		Ronaldsway	154	2,301	165	1,992	309	15.5%	▲ 11
EDRY		Speyer	153	2,301	146	2,294	+7	0.3%	▼ 7
LGTS		Thessaloniki Intl. Macedonia	155	2,300	157	2,220	+80	3.6%	▲ 2
EFJY		Jyvaskyla	156	2,292	148	2,289	+3	0.1%	▼ 8
LEGE		Girona Costa Brava	157	2,290	156	2,223	+67	3.0%	▼ 1
LFLP		Annecy Mont Blanc	158	2,265	136	2,423	-158	-6.5%	▼ 22
LSZC		Buochs	159	2,261	149	2,269	-8	-0.4%	▼ 10
LPCS		Cascais Municipal	160	2,233	196	1,661	+572	34.4%	▲ 36
LFBZ		Biarritz Pays Basque	161	2,222	147	2,290	-68	-3.0%	▼ 14
LIPB		Bolzano Bozen	162	2,174	161	2,070	+104	5.0%	▼ 1
ENAT		Alta	163	2,166	142	2,353	-187	-7.9%	▼ 21
LYPG		Podgorica	164	2,154	261	1,103	+1,051	95.3%	▲ 97
EKYT		Aalborg	165	2,112	170	1,938	+174	9.0%	▲ 5
LJLJ		Ljubljana/Brnik Joze Pucnik	166	2,105	171	1,936	+169	8.7%	▲ 5
EGNT		Newcastle Intl.	167	2,096	155	2,229	-133	-6.0%	▼ 12
LIRI		Salerno-Costa D'Amalfi	168	2,085	251	1,164	+921	79.1%	▲ 83
LGKR		Kerkira Ioannis Kapodistrias Corfu	169	2,052	164	2,013	+39	1.9%	▼ 5
LGIR		Iraklion Nikos Kazantzakis	170	2,048	159	2,183	-135	-6.2%	▼ 11
LIBD		Palese/Bari-Karol Wojtyla	171	2,044	169	1,946	+98	5.0%	▼ 2
EPWR		Wroclaw Strachowice/Copernicus	172	2,020	184	1,788	+232	13.0%	▲ 12
LYTV		Tivat	173	2,009	175	1,900	+109	5.7%	▲ 2
GCLP		Gran Canaria	174	2,002	178	1,867	+135	7.2%	▲ 4
EGCN		Robin Hood Doncaster Sheffield	175	1,976	181	1,826	+150	8.2%	▲ 6
LFRI		La Roche-Sur-Yon/Les Ajoncs	176	1,971	190	1,734	+237	13.7%	▲ 14
ETOU		Wiesbaden AAF	177	1,955	180	1,828	+127	6.9%	▲ 3
LDSP		Split	178	1,946	168	1,966	-20	-1.0%	▼ 10
LTBS		Dalaman (Mugla)	179	1,943	211	1,538	+405	26.3%	▲ 32
LF RH		Lorient Bretagne Sud-Lann Bihoue	180	1,926	193	1,695	+231	13.6%	▲ 13
LSGL		Lausanne-La Blecherette	181	1,878	209	1,546	+332	21.5%	▲ 28
LIEE		Cagliari Elmas	182	1,863	163	2,023	-160	-7.9%	▼ 19
LEZL		Sevilla San Plo	183	1,857	213	1,537	+320	20.8%	▲ 30
LFKJ		Ajaccio Napoleon Bonaparte	184	1,831	172	1,935	-104	-5.4%	▼ 12
ESMS		Malmo	185	1,826	166	1,978	-152	-7.7%	▼ 19
EGMC		London Southend	186	1,805	245	1,226	+579	47.2%	▲ 59
LIPH		Treviso/S. Angelo/Antonio Canova	187	1,804	197	1,646	+158	9.6%	▲ 10
LKTB		Brno – Turany	188	1,787	174	1,910	-123	-6.4%	▼ 14
EHEH		Eindhoven	189	1,781	189	1,743	+38	2.2%	0
LFLS		Grenoble Isere	190	1,773	201	1,588	+185	11.6%	▲ 11
EBLG		Liege	192	1,771	192	1,698	+73	4.3%	0
EDVK		Kassel/Calden	191	1,771	188	1,744	+27	1.5%	▼ 3
LDDU		Dubrovnik Cilipi	193	1,742	199	1,633	+109	6.7%	▲ 6
LEMH		Menorca/Minorca-Mahon	194	1,741	200	1,616	+125	7.7%	▲ 6
LIMP		Parma G Verdi	195	1,720	218	1,488	+232	15.6%	▲ 23
EDDE		Erfurt Weimar	196	1,719	185	1,768	-49	-2.8%	▼ 11
EFTP		Tampere Pirkkala	197	1,718	173	1,929	-211	-10.9%	▼ 24
EETN		Tallinn	198	1,712	207	1,552	+160	10.3%	▲ 9
EGBJ		Gloucestershire	199	1,707	187	1,760	-53	-3.0%	▼ 12
ENKR		Kirkenes Hoybuktmoen	200	1,671	205	1,565	+106	6.8%	▲ 5

Sources

BizAv activity



EUROCONTROL is a Brussels-based intergovernmental organisation working to achieve safe and seamless air traffic management across Europe. It is the central organisation for coordination and planning of air traffic control for all of Europe.

WINGX is an established start-up company with a technology-based approach to providing actionable market intelligence to the global business aviation industry.

Business Aviation Jargon Buster

Aircraft Set: For all analysis performed in this report, the aircraft set ranges from Turboprop Aircraft to Bizliners. Piston aircraft are excluded.

Movement: A departure or an arrival.



How to become a member

Want to become an EBAA member?

Our members come from the entire business aviation sector. This report is just one of the many exclusive tools and services provided to our members.

As your dedicated European business aviation representatives, our mission is to advance your business goals. We develop and share industry insights, best practise guides, trainings, high-profile events and debates, as well as timely updates on key regulatory and policy developments affecting the sector at large.

EBAA is a founding member of the International Business Aviation Council (IBAC), which holds permanent observer status with the International Civil Aviation Organization (ICAO), the UN agency for aviation matters. Through IBAC, EBAA ensures your interests are represented and protected at the international level.

Want to find out if a membership is right for you and your organisation? Write to membership@ebaa.org



About EBAA

The European Business Aviation Association or EBAA, is a non-profit association based in Belgium that has existed since 1977. Its 715 member companies span all aspects of the Business Aviation sector in Europe and elsewhere.

The EBAA's aim is to promote excellence and professionalism amongst its members and to ensure that Business Aviation is properly recognised as a vital sector of the European economy. EBAA represents corporate operators, commercial operators, manufacturers, airports, fixed-base operators, and Business Aviation service providers.

EBAA deals with challenging issues such as the EU's Single European Sky initiative, environmental issues like emissions trading, relations with the European Aviation Safety Agency (EASA), and rulemaking processes like fees, security and access to both airports and airspace. It is the leading advocate and communications platform for the European Business Aviation sector.

EBAA is a founding member of the International Business Aviation Council (IBAC), through which member interests are represented at the International Civil Aviation Organization (ICAO).

Among the national associations that are full members of EBAA are: BBGA (British and General Aviation Association), EBAA France, SBAA (Swiss Business Aviation Association), GBAA (German Business Aviation Association), IBAA (Italian Business Aviation Association), MBAA (Malta Business Aviation Association) and RUBAA (Russian United Business Aviation Association).

Please contact us at info@ebaa.org



European Business Aviation Association
Square de Meeûs 37 - 1000 Brussels - Belgium
T +32 2 318 28 00

www.ebaa.org

Follow us:  