

IHSAA NEWS RELEASE



Indiana High School Athletic Association, Inc.
9150 North Meridian Street, Indianapolis, Indiana 46260 • 317-846-6601 • IHSAA.org • IHSAAtv.org • @IHSAAI

TICKETS

\$15 per person. Children age five and younger are free. All seats general admission. Per Lucas Oil Stadium policy, all ticket sales will be digital only; printed tickets will not be used. All purchased tickets will be sent as mobile tickets to the purchaser's smart phone and that verification should be shown at the admission gate. Mobile tickets should be purchased in advance through [Ticketmaster.com](https://www.ticketmaster.com) or via the Ticketmaster mobile app (Ticketmaster service fees apply). Digital tickets may also be purchased in person at the Lucas Oil Stadium Box Office (without service fees) during business hours (credit card or cash purchases only).



TELEVISION & STREAMING

The Class 1A, 2A, 3A, 4A and 5A championships will air on Bally Sports Indiana while Friday's 6A championship will air on Bally Sports Indiana Extra, an alternate channel, due to overlap with the Indiana Pacers game. All six state championship games also will stream on IHSAAtv.org via pay-per-view for \$15 per game or \$20 for all games, and also stream via subscription on the Bally Sports+ app.

FRIDAY BROADCAST ASSIGNMENTS

- Class 2A**
- Play-by-Play: Pat Boylan
 - Color Analyst: Jan Boser
 - Sideline Reporter: Chris May
- Class 4A**
- Play-by-Play: Mark Jaynes
 - Color Analyst: Lance Scheib
 - Sideline Reporter: Rich Nye
- Class 6A**
- Play-by-Play: Greg Rakestraw
 - Color Analyst: Joe Polizzi
 - Sideline Reporter: Rich Nye

SATURDAY BROADCAST ASSIGNMENTS

- Class 1A**
- Play-by-Play: Jerry Baker
 - Color Analyst: Jan Boser
 - Sideline Reporter: Chris May
- Class 3A**
- Play-by-Play: Mark Jaynes
 - Color Analyst: Lance Scheib
 - Sideline Reporter: Pat Boylan
- Class 5A**
- Play-by-Play: Greg Rakestraw
 - Color Analyst: Joe Polizzi
 - Sideline Reporter: Pat Boylan

THE 50th ANNUAL IHSAA FOOTBALL STATE FINALS



presented by the Indianapolis Colts

November 25-26, 2022

Lucas Oil Stadium, Indianapolis, Ind.



[State Championship Records Book](#)

CLASS 2A

ANDREAN (10-3) vs. EVANSVILLE MATER DEI (11-3)

FRIDAY, NOV. 25 • 11 AM ET • LUCAS OIL STADIUM • BALLY SPORTS INDIANA • IHSAAtv.ORG



ANDREAN FIGHTING 59ERS
Head Coach: Chris Skinner
Record at Andrean: 66-24 (7th Year)
Overall: 66-24 (7th Year)

MATER DEI WILDCATS
Head Coach: Mike Goebel
Record at MD: 259-82 (26th Year)
Overall: 259-82 (26th Year)



CLASS 4A

NEW PRAIRIE (13-1) vs. EAST CENTRAL (12-2)

FRIDAY, NOV. 25 • 3 PM ET • LUCAS OIL STADIUM • BALLY SPORTS INDIANA • IHSAAtv.ORG



NEW PRAIRIE COUGARS
Head Coach: Casey McKim
Record at NP: 29-9 (3rd Year)
Overall: 29-9 (3rd Year)

EAST CENTRAL TROJANS
Head Coach: Jake Meiners
Record at EC: 41-9 (4th Year)
Overall: 41-9 (4th Year)



CLASS 6A

CARROLL (FORT WAYNE) (13-0) vs. CENTER GROVE (11-2)

FRIDAY, NOV. 25 • 7 PM ET • LUCAS OIL STADIUM • BALLY SPORTS INDIANA EXTRA • IHSAAtv.ORG



CARROLL CHARGERS
Head Coach: Doug Dinan
Record at CHS: 103-45 (13th Year)
Overall: 103-45 (13th Year)

CENTER GROVE TROJANS
Head Coach: Eric Moore
Record at CG: 235-74 (24th Year)
Overall: 283-79 (28th Year)



CLASS 1A

ADAMS CENTRAL (14-0) vs. INDIANAPOLIS LUTHERAN (14-0)

SATURDAY, NOV. 26 • 11 AM ET • LUCAS OIL STADIUM • BALLY SPORTS INDIANA • IHSAAtv.ORG



ADAMS CENTRAL FLYING JETS
Head Coach: Michael Mosser
Record at AC: 127-47 (14th Year)
Overall: 127-47 (14th Year)

LUTHERAN SAINTS
Head Coach: Dave Pasch
Record at Lutheran: 137-53 (15th Year)
Overall: 202-110 (26th Year)



CLASS 3A

INDIANAPOLIS BISHOP CHATARD (10-4) vs. LAWRENCEBURG (13-1)

SATURDAY, NOV. 26 • 3 PM ET • LUCAS OIL STADIUM • BALLY SPORTS INDIANA • IHSAAtv.ORG



CHATARD TROJANS
Head Coach: Rob Doyle
Record at Chatard: 62-20 (6th Year)
Overall: 62-20 (6th Year)

LAWRENCEBURG TIGERS
Head Coach: Ryan Knigga
Record at LHS: 112-36 (12th Year)
Overall: 112-36 (12th Year)



CLASS 5A

VALPARAISO (10-3) vs. WHITELAND (12-1)

SATURDAY, NOV. 26 • 7 PM ET • LUCAS OIL STADIUM • BALLY SPORTS INDIANA • IHSAAtv.ORG



VALPARAISO VIKINGS
Head Coach: Bill Marshall
Record at Valpo: 51-11 (5th Year)
Overall: 51-11 (5th Year)

WHITELAND WARRIORS
Head Coach: Darrin Fisher
Record at WCHS: 130-72 (18th Year)
Overall: 191-144 (32nd Year)



#ThisIsYourIHSAA #IHSAA

IHSAA CHAMPIONS RADIO NETWORK



FRIDAY BROADCAST ASSIGNMENTS

Class 2A

- Play-by-Play Jimmy Cook
- Color Analyst Matt Surface
- Sideline Reporter Mark Foerster

Class 4A

- Play-by-Play Mark Foerster
- Color Analyst Matt Surface
- Sideline Reporter Scott Agness

Class 6A

- Play-by-Play John Herrick
- Color Analyst Jim Leisure
- Sideline Reporter Kurt Darling

SATURDAY BROADCAST ASSIGNMENTS

Class 1A

- Play-by-Play Charlie Clifford
- Color Analyst Jim Leisure
- Sideline Reporter Kelsie Kasper

Class 3A

- Play-by-Play Brendan King
- Color Analyst Rob Moorhead
- Sideline Reporter Kelsie Kasper

Class 5A

- Play-by-Play Kurt Darling
- Color Analyst Rob Moorhead
- Sideline Reporter Scott Agness

AFFILIATES

The radio network affiliates listed below will carry one or more of the six state championship games. Check IHSAA.org this week for further details.

License City, State	Call Letters	Frequency	License City, State	Call Letters	Frequency
Anderson	WHBU	1240 AM	Kendallville	WAWK	1140 AM
Anderson	WHBU	101.1 FM	Kendallville	WAWK	95.5 FM
Auburn	WAWK	94.3 FM	Knox	WKVI	99.3 FM
Austin	WXKU	92.7 FM	Kokomo	WIOU	1350 AM
Baugh City	WYIR	96.9 FM	Loogootee	WRZR	94.5 FM
Bedford	WBIW	1340 AM	Marion	WBAT	1400 AM
Bedford	WQRK	105.5 FM	Marion	WBAT	105.5 FM
Bedford/Orleans	WPHZ	102.5 FM	Marion	WMRI	860 AM
Berne	WZBD	92.7 FM	Michigan City	WEFM	95.9 FM
Bloomington	WGCL	1370 AM	Muncie	WMUN	1340 AM
Bloomington	WGCL	96.1 FM	Muncie	WMUN	92.5 FM
Bloomington	WGCL	98.7 FM	New Castle	WLTJ	1550 AM
Boonville	WBNI	1540 AM	Rensselaer	WLQI	97.7 FM
Boonville	WBNI	99.9 FM	Rensselaer	WRIN	1560 AM
Brazil	WAMB	1130 AM	Rensselaer	WRIN	104.5 FM
Brazil	WAMB	106.9 FM	Rensselaer/Earl Park	WIBN	98.1 FM
Cannelton	WCJZ	105.7 FM	Richmond	WKBV	1490 AM
Columbus	WCSI	1010 AM	Richmond	WKBV	100.9 FM
Columbus	WCSI	98.1 FM	Rockville	WAXI	104.9 FM
Culver	WYMR	98.3 FM	Salem	WSLM	1220 AM
Greensburg	WTRE	1330 AM	Salem	WSLM	97.9 FM
Greensburg	WTRE	103.5/104.3 FM	Sebree, KY	WREF	97.7 FM
Hammond	WJOB	1230 AM	Sullivan	WNDI	1550 AM
Hammond	WJOB	104.7 FM	Sullivan	WNDI	95.3 FM
Indianapolis	WFNI (WIBC-HD2)	93.5 FM	Terre Haute	WAMB	99.5 FM
Indianapolis	WFNI (WIBC-HD2)	107.5 FM	Van Buren	WCJC	99.3 FM
Indianapolis	WIBC	93.1 FM	Vincennes	WZDM	92.1 FM
Jasper	WITZ	104.7 FM	Wabash	WJOT	105.9 FM
Jasper/Ferdinand	WQKZ	98.5 FM	Warsaw	WRSW	1480 AM
Jeffersonville	WXVW	1450 AM	Washington	WAMW	1580 AM
Jeffersonville	WXVW	96.1 FM	Washington	WAMW	107.9 FM
			Washington/Montgomery	WAMW	95.9/101.3 FM



PROUD PRESENTING PARTNER
COLTS

STATE FINALS ARE
**FINALLY
HERE!**



THIS WEEKEND'S STATE FINALISTS

2021 State Champions in the Field (3)

Andean (2A)
Center Grove (6A)
Indianapolis Lutheran (1A)

2021 State Runners-Up in the Field (2)

Adams Central (1A)
Evansville Mater Dei (2A)

Playing for First State Championship (3)

Carroll (Fort Wayne) (6A)
New Prairie (4A)
Whiteland (5A)

First Time Participants (2)

Carroll (Fort Wayne) (6A)
Whiteland (5A)

Undefeated Teams (3)

Adams Central (1A)
Carroll (Fort Wayne) (6A)
Indianapolis Lutheran (1A)

Consecutive State Finals Appearances

4: Center Grove (6A)
2: Adams Central (1A)
2: Andean (2A)
2: Evansville Mater Dei (2A)
2: Indianapolis Lutheran (1A)

Consecutive Victories

29: Indianapolis Lutheran (1A)
14: Adams Central (1A)
13: Carroll (Fort Wayne) (6A)
13: Lawrenceburg (3A)
7: Whiteland (5A)
6: New Prairie (4A)
6: Valparaiso (5A)
5: East Central (4A)
5: Evansville Mater Dei (2A)
5: Indianapolis Bishop Chatard (3A)
4: Andean (2A)
4: Center Grove (6A)

Consecutive State Tournament Victories

14: Center Grove (6A)
11: Indianapolis Lutheran (1A)
10: Andean (2A)
5: Adams Central (1A)
5: East Central (4A)
5: Evansville Mater Dei (2A)
5: Indianapolis Bishop Chatard (3A)
5: Lawrenceburg (3A)
5: New Prairie (4A)
4: Carroll (Fort Wayne) (6A)
4: Valparaiso (6A)
4: Whiteland (5A)



INDY'S KEVIN BROWN TO BE HONORED AS THIS YEAR'S OUTSTANDING OFFICIAL

Kevin Brown of Indianapolis, IN is the recipient of the 2022 Interscholastic Athletic Officials Association Award for excellence in the sport of Football. Kevin will be honored in an on-field ceremony at this weekend's state finals.

Each year, the Indiana High School Athletic Association, in cooperation with the National Federation of Interscholastic Officials Association, recognizes and honors an

outstanding official in each sport during the school year.

Kevin has been a licensed football official in Indiana

for 32 years

and, during

his career, he's

officiated 32 sectionals, 18 regionals, 10

semi-states, and five (5) state finals.

Brown was selected for this honor by a committee representing the officials' associations. In Indiana there are 24 associations made up of men and women who assist in providing wholesome, worthwhile, and healthy activities for the student athletes in our state. Statewide, there are more than 6,000 officials licensed by the IHSAA in 18 sports.

Brown is also a licensed IHSAA baseball and basketball official and has officiated three (3) IHSAA State Finals in each. He is a member of the Fall Creek Officials Association and has served as an IHSAA Certification Clinician in Baseball, Basketball, and Football, assisting with clinics and trainings annually in service to other officials in his community.

Kevin has worked as an NFL Replay Official since 2009. During that time, he has been assigned to numerous regular season and playoff games. He has been assigned to work two Super Bowls including Super Bowl XLVI that took place in Indianapolis in 2012 and Super Bowl LII that took place in Minneapolis in 2018. Kevin also works as an Air Traffic Control Training Instructor.

Brown serves as the Franklin Township Youth Football Officiating Coordinator, assisting with the signing and officiating of youth leagues in his community. He also takes time to mentor fellow officials in his area.



2022-23 IHSAA STATE CHAMPIONSHIPS

FALL SPORTS

Sept. 30-Oct. 1	GIRLS GOLF Prairie View Golf Club, Carmel Team: Carmel Individual: Ava Bunker, Columbus North
Oct. 14-15	BOYS TEAM TENNIS Carmel HS, Carmel Team: North Central (Indianapolis)
Oct. 15	UNIFIED FLAG FOOTBALL Grand Park Sports Event Center, Westfield Team: Brownsburg
Oct. 21-22	BOYS SINGLES & DOUBLES Park Tudor School, Indianapolis Singles: Aaron Gu, Harrison (WL) Doubles: Akshay Guttikonda Owen Larimer (11) North Central (Indianapolis)
Oct. 28-29	BOYS & GIRLS SOCCER Carroll Stadium, IUPUI, Indianapolis Class 1A Girls: Park Tudor Class 1A Boys: Park Tudor Class 2A Girls: Evansville Memorial Class 2A Boys: Brebeuf Jesuit Class 3A Girls: Noblesville Class 3A Boys: Noblesville
Oct. 29	BOYS & GIRLS CROSS COUNTRY LaVern Gibson Course, Terre Haute Girls Team: Noblesville Girls Indiv: Lily Cridge, Bishop Chatard Boys Team: Carmel Boys Indiv: Kole Mathison, Carmel
Nov. 5	VOLLEYBALL Worthen Arena, Ball State Univ, Muncie Class 1A: FW Blackhawk Christian Class 2A: Wapahani Class 3A: Providence Class 4A: Hamilton Southeastern
Nov. 25-26	FOOTBALL Lucas Oil Stadium, Indianapolis
WINTER SPORTS	
Feb. 10-11	GIRLS SWIMMING & DIVING IU Natatorium, IUPUI, Indianapolis
Feb. 17-18	WRESTLING Gainbridge Fieldhouse, Indianapolis
Feb. 24-25	BOYS SWIMMING & DIVING IU Natatorium, IUPUI, Indianapolis
Feb. 25	GIRLS BASKETBALL Gainbridge Fieldhouse, Indianapolis
March 11	GYMNASTICS Worthen Arena, Ball State University, Muncie
March 25	BOYS BASKETBALL Gainbridge Fieldhouse, Indianapolis
SPRING SPORTS	
June 2	BOYS TRACK & FIELD Robert C. Haugh Track & Field Complex, Indiana University, Bloomington
June 3	UNIFIED TRACK & FIELD Robert C. Haugh Track & Field Complex, Indiana University, Bloomington
June 3	GIRLS TRACK & FIELD Robert C. Haugh Track & Field Complex, Indiana University, Bloomington
June 2-3	GIRLS TEAM TENNIS Center Grove HS, Greenwood
June 9-10	GIRLS SINGLES & DOUBLES TBA
June 9-10	SOFTBALL Bittinger Stadium, Purdue University, West Lafayette
June 13-14	BOYS GOLF Prairie View Golf Club, Carmel
June 16-17	BASEBALL Victory Field, Indianapolis

ASSOCIATED PRESS FINAL REGULAR SEASON POLL

Class 6A		
1.	Hamilton Southeastern (9)	9-0 338
2.	Indianapolis Cathedral (9)	7-1 332
3.	Brownsburg	8-1 278
4.	Center Grove	7-2 242
5.	Carroll (Fort Wayne)	9-0 208
6.	Crown Point	9-0 170
7.	Carmel	6-3 152
8.	Ben Davis	6-3 100
9.	Westfield	6-3 64
10.	Penn	7-2 50
Others: Fishers 38, Warren Central 4, Warsaw 2, Lafayette Jefferson 2.		
Class 5A		
1.	Fort Wayne Snider (13)	8-1 332
2.	Whiteland (3)	8-1 304
3.	Bloomington South	7-1 232
4.	Mishawaka	8-1 220
5.	Harrison (West Lafayette) (1)	8-1 200
6.	Merrillville	7-2 174
7.	Fort Wayne North Side	7-2 162
8.	Franklin Community	7-2 132
9.	Valparaiso	6-3 48
10.	Fort Wayne Bishop Dwenger	6-3 44
Others: Terre Haute South 12, Chesterton 8, Castle 2.		
Class 4A		
1.	New Palestine (17)	9-0 358
2.	Roncalli (1)	8-1 310
3.	NorthWood	9-0 288
4.	East Central	7-2 208
5.	Evansville Reitz	9-0 198
6.	New Prairie	8-1 166
7.	Kokomo	8-1 122
8.	Mooreville	7-2 104
9.	Columbia City	8-1 80
10.	Brebeuf Jesuit	5-3 52
Others: Evansville Memorial 38, Jasper 22, Mt. Vernon 18, Martinsville 10, Logansport 6.		
Class 3A		
1.	West Lafayette (12)	9-0 346
2.	Gibson Southern (3)	9-0 318
3.	Oak Hill	9-0 234
4.	Norwell (1)	8-1 186
5.	Hanover Central	9-0 182
6.	Indianapolis Bishop Chatard (2)	5-4 166
7.	Western Boone	8-1 148
8.	Owen Valley	9-0 142
9.	Lawrenceburg	8-1 114
10.	Southridge	8-1 66
Others: Tri-West Hendricks 64, Guerin Catholic 8, Jintown 6.		
Class 2A		
1.	Linton-Stockton (14)	9-0 338
2.	LaVille (2)	9-0 314
3.	Indianapolis Scecina (2)	8-1 282
4.	Triton Central	7-2 228
5.	Andean	6-3 210
6.	Evansville Mater Dei	6-3 184
7.	Rochester	8-1 122
8.	Eastside	7-2 84
9.	Lafayette Central Catholic	6-3 74
T10.	Heritage Christian	5-3 40
T10.	Perry Central	8-1 40
Others: Fort Wayne Bishop Luers 28, Churubusco 12, South Vermillion 10, Seeger 4, North Posey 4, Southmont 2, Sullivan 2, Lewis Cass 2.		
Class 1A		
1.	Indianapolis Lutheran (15)	9-0 334
2.	Adams Central (2)	9-0 306
3.	North Decatur	9-0 256
4.	North Judson-San Pierre	8-1 228
5.	Tecumseh	8-0 186
6.	Sheridan	8-1 162
7.	Tri	8-1 128
8.	Carroll (Flora)	8-1 86
9.	South Adams	7-2 70
10.	South Putnam	7-2 66
Others: Covenant Christian 22, Providence 14, Triton 6, Park Tudor 2, Madison-Grant 2, Southwood 2.		

INDIANA FOOTBALL COACHES ASSOC. FINAL REGULAR SEASON POLL

Class 6A		
1.	Hamilton Southeastern (8)	9-0 98
2.	Indianapolis Cathedral (2)	7-1 91
3.	Center Grove	7-2 70
4.	Brownsburg	8-1 66
5.	Carroll (Fort Wayne)	9-0 54
6.	Carmel	6-3 50
7.	Ben Davis	6-3 49
8.	Crown Point	9-0 31
T9.	Penn	7-2 16
T9.	Westfield	6-3 16
Others: Fishers 7, Warren Central 5, Elkhart 1.		
Class 5A		
1.	Fort Wayne Snider (9)	8-1 99
2.	Whiteland	8-1 88
3.	Mishawaka	8-1 74
4.	Bloomington South (1)	7-1 65
5.	Merrillville	7-2 58
6.	Harrison (West Lafayette)	8-1 56
7.	Fort Wayne North Side	7-2 42
8.	Franklin Community	7-2 30
9.	Valparaiso	6-3 22
10.	Fort Wayne Bishop Dwenger	6-3 7
Others: Terre Haute South 2.		
Class 4A		
1.	New Palestine (10)	9-0 100
2.	Roncalli	8-1 90
3.	NorthWood	9-0 75
4.	East Central	7-2 58
5.	Evansville Reitz	9-0 57
6.	Kokomo	8-1 50
7.	New Prairie	8-1 41
8.	Mooreville	7-2 34
9.	Columbia City	8-1 21
10.	Brebeuf Jesuit	5-3 7
Others: Greenfield-Central 5, Mt. Vernon (Fortville) 3, Martinsville 2, Evansville Memorial 1, Hobart 1, Leo 1.		
Class 3A		
1.	West Lafayette (9)	9-0 98
2.	Gibson Southern	9-0 88
3.	Indianapolis Bishop Chatard (1)	5-4 78
4.	Hanover Central	9-0 56
5.	Lawrenceburg	8-1 45
6.	Owen Valley	9-0 35
7.	Norwell	8-1 34
8.	Tri-West Hendricks	7-2 16
T9.	Guerin Catholic	5-4 15
T9.	Southridge	8-1 15
Others: Oak Hill 7, South Dearborn 2, Batesville 1.		
Class 2A		
1.	Linton-Stockton (10)	9-0 100
2.	LaVille	9-0 86
3.	Andean	6-3 74
4.	Indianapolis Scecina	8-1 70
T5.	Evansville Mater Dei	6-3 54
T5.	Triton Central	7-2 54
7.	Eastside	7-2 42
8.	Fort Wayne Bishop Luers	5-4 23
9.	Lafayette Central Catholic	6-3 22
10.	Rochester	8-1 16
Others: Eastbrook 11, Heritage Christian 3, Perry Central 2, Lewis Cass 1.		
Class 1A		
1.	Indianapolis Lutheran (9)	9-0 99
2.	Adams Central (1)	9-0 91
3.	North Decatur	9-0 77
4.	North Judson-San Pierre	8-1 67
5.	Sheridan	8-1 55
6.	Carroll (Flora)	8-1 37
7.	Tri	8-1 36
8.	Tecumseh	8-0 34
9.	South Putnam	7-2 26
T10.	South Adams	7-2 15
T10.	Triton	6-3 15
Others: Southwood 2, Covenant Christian 1, Park Tudor 1.		

STATE LEADERS

Information courtesy of John Harrell's Indiana High School Football website

POINTS SCORED PER GAME

1. Indy Lutheran	49.43
2. Owen Valley	47.54
3. Linton	46.14
4. Adams Central	46.07
5. Northeastern	44.90
6. Hanover Cent.	44.67
7. Oak Hill	43.50
West Lafayette	43.50
9. North Judson	43.21
10. South Putnam	42.50
11. New Palestine	42.38
12. Tri	42.30
13. Norwell	42.25
14. Tipp. Valley	41.55
15. Sheridan	41.46
16. Park Tudor	41.23
17. Lafayette Jeff	40.83
18. Kokomo	40.29
19. Rochester	40.00
20. LaVille	39.82
21. North Decatur	39.64
22. Riverton Parke	39.64
23. Gibson Southern	39.45
24. Brownsburg	39.25
25. Knox	39.23
26. Crown Point	39.18
27. Western Boone	39.09
28. NorthWood	39.08
29. Covenant Chr.	39.00
30. South Adams	38.91
31. Paoli	38.73
32. Carroll (Flora)	38.62
33. Indiana Deaf	38.10
34. Tecumseh	38.09
35. East Central	38.07
36. Charlestown	38.00
37. FW North	37.91
38. Eastside	37.67
39. Centerville	37.50
40. Carroll (FW)	37.23
41. Perry Central	37.10
42. FW Snider	36.85
43. Mt. Vern. (Fort.)	36.60
44. Calumet	36.55
45. Southridge	36.31
46. Gary West	36.20
47. Eastbrook	36.17
48. Blgtn. South	35.91
49. Eastern (Gtwn.)	35.70
50. Center Grove	35.69

POINTS ALLOWED PER GAME

1. Lawrenceburg	6.07
2. Oak Hill	6.90
3. Norwell	7.92
4. North Decatur	8.29
5. Hanover Cent.	9.00
6. Tri	9.10
7. Elkhart	9.30
8. Indy Scecina	9.67
9. Indy Lutheran	9.71
10. Carroll (FW)	9.77
11. LaVille	9.91
12. Adams Central	10.14
13. Kokomo	10.50
North Judson	10.50
15. East Central	10.64
New Prairie	10.64
17. Indy Roncalli	11.21
18. Carroll (Flora)	11.85
New Palestine	11.85
20. FW Snider	12.08
21. Southridge	12.15
22. NorthWood	12.17
23. West Lafayette	12.21
24. Blgtn. South	12.27
25. West Central	12.58
26. Ev. Reitz	12.73
27. Whiteland	13.08
28. S. Vermillion	13.30
29. Jimtown	13.67
30. Ev. Mater Dei	14.00
31. Churubusco	14.09
32. Hamilton SE	14.23
33. Harrison (WL)	14.50
34. Madison-Grant	14.55
Western Boone	14.55
36. Centerville	14.70
Penn	14.70
38. Sheridan	14.77
39. Andrean	15.00
Valparaiso	15.00
41. Brebeuf Jesuit	15.18
42. River Forest	15.30
43. Eastside	15.33
44. Warsaw	15.45
45. Tipp. Valley	15.64
46. Columbia City	15.69
47. Mishawaka	15.75
48. Crown Point	15.82
49. Hobart	16.58
50. Hamilton Hts.	16.64
Logansport	16.64

AVERAGE MARGIN OF VICTORY

1. Indy Lutheran	39.71
2. Oak Hill	36.60
3. Adams Central	35.93
4. Hanover Cent.	35.67
5. Norwell	34.33
6. Tri	33.20
7. North Judson	32.71
8. North Decatur	31.36
9. West Lafayette	31.29
10. New Palestine	30.54
11. Owen Valley	30.38
12. LaVille	29.91
13. Kokomo	29.79
14. Lawrenceburg	28.71
15. Carroll (FW)	27.46
16. East Central	27.43
17. NorthWood	26.92
18. Northeastern	26.80
19. Carroll (Flora)	26.77
20. Sheridan	26.69
21. Linton	26.07
22. Tipp. Valley	25.91
23. Indy Scecina	24.83
24. FW Snider	24.77
25. New Prairie	24.57
26. Western Boone	24.55
27. Southridge	24.15
28. Blgtn. South	23.64
29. Crown Point	23.36
30. Ev. Reitz	22.91
31. Centerville	22.80
32. Whiteland	22.38
33. Eastside	22.33
34. Gibson Southern	21.55
35. Indy Roncalli	21.50
36. Rochester	21.08
37. South Putnam	21.00
38. Madison-Grant	20.91
39. Lafayette Jeff	20.75
40. Harrison (WL)	20.50
41. Charlestown	20.36
42. Tecumseh	20.00
43. West Central	19.58
44. Brownsburg	19.42
45. S. Vermillion	19.40
46. Elkhart	19.30
47. Columbia City	19.00
48. Jimtown	18.67
49. Gary West	18.60
50. Triton Central	18.00

STATE LEADERS

Information courtesy of John Harrell's Indiana High School Football website

POINTS SCORED PER GAME

Class 6A

1. Lafayette Jeff	40.83
2. Brownsburg	39.25
3. Crown Point	39.18
4. Carroll (FW)	37.23
5. Center Grove	35.69
6. Indy Cathedral	35.58
7. Warren Central	32.33
8. Ben Davis	31.30
9. Hamilton SE	30.92
10. Homestead	30.50

Class 5A

1. FW North	37.91
2. FW Snider	36.85
3. Blgtn. South	35.91
4. Whiteland	35.46
5. Harrison (WL)	35.00
6. Mishawaka	33.67
7. Merrillville	32.50
8. TH South	32.20
9. Blgtn. North	31.18
10. Hamm. Central	30.18

Class 4A

1. New Palestine	42.38
2. Kokomo	40.29
3. NorthWood	39.08
4. East Central	38.07
5. Mt. Vern. (Fort.)	36.60
6. Gary West	36.20
7. Ev. Reitz	35.64
8. New Prairie	35.21
9. Columbia City	34.69
10. Northview	33.60

Class 3A

1. Owen Valley	47.54
2. Hanover Cent.	44.67
3. Oak Hill	43.50
West Lafayette	43.50
5. Norwell	42.25
6. Tipp. Valley	41.55
7. Gibson Southern	39.45
8. Knox	39.23
9. Western Boone	39.09
10. Charlestown	38.00

Class 2A

1. Linton	46.14
2. Northeastern	44.90
3. Rochester	40.00
4. LaVille	39.82
5. Paoli	38.73
6. Eastside	37.67
7. Perry Central	37.10
8. Eastbrook	36.17
9. Eastern (Gtwn.)	35.70
10. Clarksville	35.55

Class 1A

1. Indy Lutheran	49.43
2. Adams Central	46.07
3. North Judson	43.21
4. South Putnam	42.50
5. Tri	42.30
6. Sheridan	41.46
7. Park Tudor	41.23
8. North Decatur	39.64
9. Riverton Parke	39.64
10. Covenant Chr.	39.00

POINTS ALLOWED PER GAME

Class 6A

1. Elkhart	9.30
2. Carroll (FW)	9.77
3. Hamilton SE	14.23
4. Penn	14.70
5. Warsaw	15.45
6. Crown Point	15.82
7. Indy Cathedral	18.25
8. Carmel	18.50
9. Lake Central	19.60
10. Brownsburg	19.83

Class 5A

1. FW Snider	12.08
2. Blgtn. South	12.27
3. Whiteland	13.08
4. Harrison (WL)	14.50
5. Valparaiso	15.00
6. Mishawaka	15.75
7. Merrillville	16.67
8. Concord	17.09
9. Franklin	17.18
10. Ev. North	17.27

Class 4A

1. Kokomo	10.50
2. East Central	10.64
New Prairie	10.64
4. Indy Roncalli	11.21
5. New Palestine	11.85
6. NorthWood	12.17
7. Ev. Reitz	12.73
8. Brebeuf Jesuit	15.18
9. Columbia City	15.69
10. Hobart	16.58

Class 3A

1. Lawrenceburg	6.07
2. Oak Hill	6.90
3. Norwell	7.92
4. Hanover Cent.	9.00
5. Southridge	12.15
6. West Lafayette	12.21
7. Jimtown	13.67
8. Western Boone	14.55
9. Centerville	14.70
10. River Forest	15.30

Class 2A

1. Indy Sccecina	9.67
2. LaVille	9.91
3. S. Vermillion	13.30
4. Ev. Mater Dei	14.00
5. Churubusco	14.09
6. Andreas	15.00
7. Eastside	15.33
8. Triton Central	17.15
9. Northeastern	18.10
10. Southmont	18.82

Class 1A

1. North Decatur	8.29
2. Tri	9.10
3. Indy Lutheran	9.71
4. Adams Central	10.14
5. North Judson	10.50
6. Carroll (Flora)	11.85
7. West Central	12.58
8. Madison-Grant	14.55
9. Sheridan	14.77
10. Tecumseh	18.09

AVERAGE MARGIN OF VICTORY

Class 6A

1. Carroll (FW)	27.46
2. Crown Point	23.36
3. Lafayette Jeff	20.75
4. Brownsburg	19.42
5. Elkhart	19.30
6. Indy Cathedral	17.33
7. Hamilton SE	16.69
8. Center Grove	15.77
9. Warsaw	14.82
10. Penn	11.60

Class 5A

1. FW Snider	24.77
2. Blgtn. South	23.64
3. Whiteland	22.38
4. Harrison (WL)	20.50
5. Mishawaka	17.92
6. FW North	16.91
7. Merrillville	15.83
8. Castle	10.23
9. Valparaiso	9.77
10. Franklin	9.18

Class 4A

1. New Palestine	30.54
2. Kokomo	29.79
3. East Central	27.43
4. NorthWood	26.92
5. New Prairie	24.57
6. Ev. Reitz	22.91
7. Indy Roncalli	21.50
8. Columbia City	19.00
9. Gary West	18.60
10. Logansport	15.91

Class 3A

1. Oak Hill	36.60
2. Hanover Cent.	35.67
3. Norwell	34.33
4. West Lafayette	31.29
5. Owen Valley	30.38
6. Lawrenceburg	28.71
7. Tipp. Valley	25.91
8. Western Boone	24.55
9. Southridge	24.15
10. Centerville	22.80

Class 2A

1. LaVille	29.91
2. Northeastern	26.80
3. Linton	26.07
4. Indy Sccecina	24.83
5. Eastside	22.33
6. Rochester	21.08
7. S. Vermillion	19.40
8. Triton Central	18.00
9. Andreas	17.92
10. Ev. Mater Dei	15.86

Class 1A

1. Indy Lutheran	39.71
2. Adams Central	35.93
3. Tri	33.20
4. North Judson	32.71
5. North Decatur	31.36
6. Carroll (Flora)	26.77
7. Sheridan	26.69
8. South Putnam	21.00
9. Madison-Grant	20.91
10. Tecumseh	20.00

STATE LEADERS

Powered by MaxPreps



Offense > Passing

#	NAME	YDS ▼	YDS/G	COMP	ATT	PCT	TD	INT	RATE	GP
★ 1	Jackson Willis QB, CB Indianapolis Lutheran	3890	277.9	198	286	0.692	51	6	143	14
2	Cooper Simmons-little QB, CB Traders Point Christian	3227	268.9	204	370	0.551	37	8	109	12
3	Qade Carrington QB Northridge	2916	224.3	181	312	0.580	29	7	111	13
4	Braxton Birner QB Maconaquah	2779	277.9	238	366	0.650	31	7	108	10
5	Tyler Fessel Corydon Central	2757	250.6	190	325	0.585	30	9	105	11
6	Arj Lothe QB Indian Creek	2675	267.5	178	318	0.560	27	12	96	10
7	Jace Stuckey QB, WR Triton Central	2657	204.4	168	251	0.669	23	6	123	13
8	Danny O'neil QB Cathedral	2579	234.5	200	314	0.637	32	6	115	11
9	★ Mason Wunderlich QB Evansville Mater Del	2565	197.3	194	298	0.651	25	8	109	13
10	Jayden Whitaker QB Brownsburg (IN)	2548	212.3	182	262	0.695	18	6	114	12

Offense > Rushing

#	NAME	YDS ▼	YDS/G	YDS/CAR	ATT	LONG	TD	FUM	GP
1	Luke Hansen RB Roncalli	3080	220.0	7.20	428	73	35	2	14
2	Robert Lamar RB, OLB Clarksville (IN)	3035	275.9	8.90	341	73	37	1	11
3	Tyler Dollar SS, RB Lapel (IN)	2346	195.5	8.53	275	0	30	0	12
4	Jontae Lambert RB, SS Fort Wayne North Side	2257	205.2	9.81	230	0	17	6	11
5	★ Josh Ringer RB, SS East Central	2197	156.9	8.52	258	15	35	1	14
6	Peyton Cross RB, OLB Sheridan (IN)	2150	165.4	8.27	260	70	28	0	13
7	★ Micah Coyle WR Center Grove	1941	149.3	6.93	280	0	21	1	13
8	Hunter Gennicks QB, SS Linton-Stockton	1938	149.1	10.71	181	96	33	4	13
9	Trey Rominger FB, LB Peoli (IN)	1936	176.0	8.20	236	82	20	0	11
10	Camajay Griffin-Terrell HB Gary West Side (Gary, IN)	1924	192.4	8.36	230	74	26	0	10

Offense > Receiving

#	NAME	YDS ▼	YDS/G	YDS/REC	REC	LNG	TD	GP
1	Brad Schultz WR, CB Triton Central	1492	114.8	18.89	79	82	17	13
2	Cooper Horn WR Columbus North	1471	133.7	20.72	71	86	20	11
3	★ Micah Mackay WR, CB Indianapolis Lutheran	1403	100.2	21.92	64	79	16	14
4	Terrell Caldwell WR, FS Calumet New Tech	1249	113.5	26.57	47	89	16	11
5	Fuddy Kile WR, DB Maconaquah	1203	120.3	14.32	84	68	15	10
6	Jalen Fowler Corydon Central	1197	108.8	16.86	71	77	19	11
7	Mylan Graham WR, QB New Haven (IN)	1149	114.9	23.94	48	95	13	10
8	Phillip Moran WR, CB Traders Point Christian	1140	95.0	15.83	72	63	13	12
9	Will Fremion WR Guerin Catholic	1103	91.9	18.08	61	91	11	12
10	Jethro Hochstetler WR Northridge	1091	109.1	18.49	59	99	10	10

Defense > Tackles

#	NAME	TOT TCKS ▼	TCK/G	SOLO	ASST	TFL	SACKS	GP
1	Luke Wilhelm TE, ILB Yorktown (IN)	183	14.1	28	155	5.0	0	13
2	Aiden Beadles FB, MLB South Putnam	174	17.4	100	74	18.0	1.0	10
3	John Purdy MLB, OLB Castle (Newburgh, IN)	172	14.3	65	107	5.0	2.0	12
4	Javon Frost RB, OLB Delphi Community	164	16.4	52	112	5.0	1.5	10
5	Peyton Meyer OL, LB Hagerstown (IN)	161	13.4	127	34	17.0	1.5	12
6	Carter Jarvis MLB, TE Western (Rusteville, IN)	159	14.5	45	114	12.0	2.5	11
7	Tylen Cunningham LB Lawrence Central	155	14.1	101	54	17.5	5.5	11
8	Alex Rose OLB, RB Terre Haute South Vigo	153	15.3	91	62	13.0	0	10
9	Aiden Sattler LCHS	150	11.5	144	6	12.0	1.0	13
10	Hauk Johnson OLB, T Traders Point Christian	145	12.1	49	96	10.0	2.0	12

Defense > Sacks

#	NAME	TOT SACKS ▼	SCK/G	YARDS LOST	HURS	GP
1	Gage Bennett FB, MLB FWBC	16.0	2.0	98	39	8
2	Calab Utley DE Evansville Reitz	15.0	1.4	41	0	11
3	Levi Oxley RB, DT Evansville Reitz	15.0	1.4	103	0	11
4	Davon Doughty DE, MLB Fort Wayne North Side	14.0	1.3	70	0	11
5	Brady Wolf DE Fishers (IN)	14.0	1.3	61	4	11
6	Jamari Jefferson DL Gary West Side (Gary, IN)	13.5	1.5	0	0	9
7	Demetrius Davis OLB, TE Indianapolis Shortridge	13.0	1.6	35	7	8
8	Seth Tolliver WR, DE Southmont	13.0	1.2	0	17	11
9	Michael Thacker T, DT New Palestine (IN)	13.0	1.1	83	20	12
10	MJ Campbell DE, FB Decatur Central	12.5	1.1	100	19	11

Defense > Interceptions

#	NAME	TOT INTS ▼	INTS/G	YDS	GP
1	Seth Pirtle WR, FS Sullivan (IN)	9	0.8	103	12
2	Evan Ponce de Leon Munster (IN)	7	1.8	20	4
3	Isaiah Hunter WR, CB Perry Meridian	7	0.7	60	10
4	Dylan Bowman WR, CB Eastern Hancock	7	0.6	113	11
5	Nick Cloyd SS Brownsburg (IN)	7	0.6	108	12
6	Gannan Howes RB, WR Hanover Central	7	0.6	173	12
7	★ Tyler VerSchure CB, WR Valparaiso (IN)	7	0.6	6	12
8	Elijah Ringo CB Evansville Reitz	6	0.8	47	8
9	Ty'ronn Larkin SB, MLB Glenn (Walkerton, IN)	6	0.7	5	9
10	Clay Conner QB, FS Boonville (IN)	6	0.5	157	12



PROUD PRESENTING PARTNER
COLTS

**THE STAKES ARE
HIGH!**



#ThisIsYourIHSA #IHSA

CLASS 1A STATE CHAMPIONSHIP NOTABLES

ADAMS CENTRAL FLYING JETS (14-0)

Associated Press Poll: #2

IFCA Coaches Poll: #2

- In a game of unbeaten, Adams Central returns for a rematch of last year's 1A state championship game with Indianapolis Lutheran.
- Jets making second straight championship game appearance and third overall. Team is chasing second state title (2000).
- Team looking to complete its first perfect 15-0 season.
- One of three unbeaten teams playing this weekend and the only title matchup featuring two undefeated teams.
- AC ranks third in the state in margin of victory (35.9 ppg) and fourth in points scored (46.1 ppg). Team only allows 10.1 ppg on defense.
- Allen County Conference champions with a 6-0 record for the second straight season.
- Topped three top 10 teams during the state tournament:
def. #10 South Adams 55-20 in sectional semifinals
def. #6 Carroll (Flora) 35-0 in regional championship
def. #4 North Judson-San Pierre 35-0 in semi-state championship

Football State Tournament History

IHSAA Membership: 1949-present

First Football State Tournament Appearance: 1981 (Class 1A playoff)

State Tournament Record: 100-38 (.725)

State Champion (1) 2000 (1A)

Runner-Up (1) 2021 (1A)

State Finals Appearances (3) 2000 (1A), 2021 (1A), 2022 (1A)

Semi-State Champion (3) 2000 (1A), 2021 (1A), 2022 (1A)

Regional Champion (15) 1984 (1A), 1985 (1A), 1986 (1A), 1993 (1A), 1997 (1A), 1998 (1A), 1999 (1A), 2000 (1A), 2003 (1A), 2005 (1A), 2016 (1A), 2018 (1A), 2019 (1A), 2021 (1A), 2022 (1A)

Sectional Champion (23) 1981 (1A), 1984 (1A), 1985 (1A), 1986 (1A), 1987 (1A), 1993 (1A), 1994 (1A), 1995 (1A), 1997 (1A), 1998 (1A), 1999 (1A), 2000 (1A), 2003 (1A), 2004 (1A), 2005 (1A), 2006 (1A), 2011 (1A), 2015 (1A), 2016 (1A), 2018 (1A), 2019 (1A), 2021 (1A), 2022 (1A)

School's IHSAA State Championship History (1)

Football (1) 2000 (1A)

INDIANAPOLIS LUTHERAN SAINTS (14-0)

Associated Press Poll: #1

IFCA Coaches Poll: #1

- Top-ranked and defending state champion Indianapolis Lutheran playing in 1A state championship game for third time in four years - this one a rematch of last year's final with Adams Central.
- Saints aiming for second football title and school's fifth overall. Team looking to earn a second straight perfect 15-0 campaign.
- Squad has won 29 straight contests and 11 straight tournament games.
- Leads the state in scoring 49.4 ppg and margin of victory at 39.7 ppg. Defense has only allowed 9.7 ppg which is third in Class 1A and ninth overall.
- Champions of the Indiana Crossroads Conference with a 7-0 record this season.
- QB Jackson Willis leads the state in passing with 3,890 yards (277.9 pg). WR Micah Mackay ranks third in the state with 1,403 receiving yards (100.2 ypg).
- One of three undefeated teams competing this weekend (Adams Central and Carroll (Fort Wayne) in 6A).
- Defeated two top 10 teams this tournament:
def. #9 South Putnam 42-0 in sectional opener
def. #3 North Decatur 28-7 in semi-state championship

Football State Tournament History

IHSAA Membership: 1981-present

First Football State Tournament Appearance: 2006

State Tournament Record: 45-15 (.750)

State Champion (1) 2021 (1A)

Runner-Up (1) 2019 (1A)

State Finals Appearances (3) 2019 (1A), 2021 (1A), 2022 (1A)

Semi-State Champion (3) 2019 (1A), 2021 (1A), 2022 (1A)

Regional Champion (7) 2014 (1A), 2016 (1A), 2017 (1A), 2018 (1A), 2019 (1A), 2021 (1A), 2022 (1A)

Sectional Champion (9) 2009 (1A), 2014 (1A), 2015 (1A), 2016 (1A), 2017 (1A), 2018 (1A), 2019 (1A), 2021 (1A), 2022 (1A)

School's IHSAA State Championship History (4)

Football (1) 2021 (1A)

Softball (3) 2003 (1A), 2006 (1A), 2018 (1A)

CLASS 2A STATE CHAMPIONSHIP NOTABLES

ANDREAN FIGHTING 59ERS (10-3)

Associated Press Poll: #5

IFCA Coaches Poll: #3

- After falling in its first two games of the season, defending state champion Andrean returns to 2A title game for a rematch with Evansville Mater Dei.
- Fighting 59ers playing for fourth football state title and aim to repeat as 2A champions.
- Co-champions of the Northwest Crossroads Conference with a 4-1 mark this season (tied with Hobart and Lowell).
- Niner defense ranks sixth in Class 2A allowing only 15.0 ppg.
- Beat three ranked teams this tournament:
def. #2 LaVille 28-6 in sectional semifinals
def. #9 Lafayette Central Catholic 30-12 in regional championship
def. #8 Fort Wayne Bishop Luers 48-29 in semi-state championship.
- Shut out three teams in the regular season - all on the road - East Chicago Central 55-0, Munster 44-0, and Kankakee Valley 33-0.

Football State Tournament History

IHSAA Membership: 1961-present

First Football State Tournament Appearance: 1985 (first year for the all-in tournament format)

State Tournament Record: 98-34 (.742)

State Champion (3) 2004 (3A), 2013 (3A), 2021 (2A)

Runner-Up (4) 1997 (3A), 2001 (3A), 2002 (3A), 2014 (3A)

State Finals Appearances (8) 1997 (3A), 2001 (3A), 2002 (3A), 2004 (3A), 2013 (3A), 2014 (3A), 2021 (2A), 2022 (2A)

Semi-State Champion (9) 1997 (3A), 2001 (3A), 2002 (3A), 2004 (3A), 2013 (3A), 2014 (3A), 2021 (2A), 2022 (2A), 2022 (2A)

Regional Champion (11) 1997 (3A), 1998 (3A), 2001 (3A), 2002 (3A), 2004 (3A), 2012 (2A), 2013 (3A), 2014 (3A), 2019 (2A), 2021 (2A), 2022 (2A)

Sectional Champion (21) 1989 (4A), 1990 (4A), 1991 (4A), 1996 (3A), 1997 (3A), 1998 (3A), 2001 (3A), 2002 (3A), 2003 (3A), 2004 (3A), 2007 (3A), 2008 (3A), 2009 (3A), 2010 (3A), 2012 (2A), 2013 (3A), 2014 (3A), 2019 (2A), 2020 (2A), 2021 (2A), 2022 (2A)

School's IHSAA State Championship History (18)

Baseball (8) 2005 (3A), 2009 (3A), 2010 (3A), 2014 (3A), 2015 (3A), 2018 (3A), 2019 (3A), 2022 (3A)

Boys Basketball (1) 2019 (2A)

Football (3) 2004 (3A), 2013 (3A), 2021 (2A)

Girls Soccer (1) 2016 (1A)

Softball (3) 1998 (2A), 2007 (3A), 2012 (3A)

Volleyball (2) 2017 (2A), 2021 (2A)

EVANSVILLE MATER DEI WILDCATS (11-3)

Associated Press Poll: #6

IFCA Coaches Poll: T#5

- Evansville Mater Dei reaches seventh state championship game and gunning for second state title (2000 2A). School has finished runner-up the last four trips.
- Wildcats settled for runner-up in 2021 but will face Andrean in a rematch of last year's 2A final.
- Mater Dei defense allows only 14.0 ppg, fourth-best in Class 2A.
- Finished in a three-way tie for second in the Southern Indiana Athletic Conference with a 6-3 record this year.
- QB Mason Wunderlich ranks ninth in the state with 2,565 passing yards (197.3 ypg).
- Topped a pair of ranked opponents to reach title game:
def. #5 Triton Central 35-28 in regional championship
def. #1 Linton-Stockton 51-28 in semi-state championship
- Head coach Mike Goebel has led Mater Dei teams to 13 state championships, including a state record 12 in wrestling. His total is tied for the fifth-most in IHSAA history by any coach. He was also an assistant coach with Wildcats' 1994 runner-up football team. He ranks seventh among the winningest active football coaches with 259 victories. At 70 years of age, Goebel would become the oldest head coach to win a football state title (the oldest is Sheridan's Bud Wright who was 66 when he won his most recent title in 2007). Since retiring as wrestling coach, Goebel has served as a co-host every year on the IHSAA Wrestling State Finals broadcast.

Football State Tournament History

IHSAA Membership: 1949-present

First Football State Tournament Appearance: 1983 (Class A playoff)

State Tournament Record: 113-38 (.748)

State Champion (1) 2000 (2A)

Runner-Up (5) 1994 (2A), 2001 (2A), 2011 (2A), 2014 (2A), 2021 (2A)

State Finals Appearances (7) 1994 (2A), 2000 (2A), 2001 (2A), 2011 (2A), 2014 (2A), 2021 (2A), 2022 (2A)

Semi-State Champion (7) 1994 (2A), 2000 (2A), 2001 (2A), 2011 (2A), 2014 (2A), 2021 (2A), 2022 (2A)

Regional Champion (15) 1983 (2A), 1989 (2A), 1990 (2A), 1994 (2A), 1999 (2A), 2000 (2A), 2001 (2A), 2006 (3A), 2010 (2A), 2011 (2A), 2012 (2A), 2014 (2A), 2020 (2A), 2021 (2A), 2022 (2A)

Sectional Champion (24) 1983 (2A), 1984 (2A), 1987 (2A), 1989 (2A), 1990 (2A), 1993 (2A), 1994 (2A), 1997 (2A), 1998 (2A), 1999 (2A), 2000 (2A), 2001 (2A), 2006 (3A), 2009 (2A), 2010 (2A), 2011 (2A), 2012 (2A), 2014 (2A), 2015 (2A), 2016 (2A), 2019 (2A), 2020 (2A), 2021 (2A), 2022 (2A)

School's IHSAA State Championship History (22)

Baseball (1) 1999 (2A)

Boys Basketball (1) 2004 (3A)

Girls Basketball (2) 2012 (2A), 2013 (2A)

Football (1) 2000 (2A)

Girls Soccer (3) 2017 (1A), 2018 (1A), 2019 (2A)

Softball (1) 2016 (2A)

Wrestling (13) 1986, 1995, 1996, 1997, 1998, 1999, 2000, 2001, 2002, 2003, 2006, 2007, 2021

CLASS 3A STATE CHAMPIONSHIP NOTABLES

INDIANAPOLIS BISHOP CHATARD TROJANS (10-4)

Associated Press Poll: #6

IFCA Coaches Poll: #3

- Bishop Chatard playing in record-tying 17th football state championship game (tied with Indianapolis Cathedral) and playing for record-extending 16th football crown.
- Trojan teams are 15-1 in state championship games and have won their last eight trips to the final game.
- Team hoping to land third 3A title in the last four seasons.
- Placed second in the Circle City Conference with a 2-1 record this season.
- Bested a pair of ranked teams during this tournament:
def. #9 Guerin Catholic 49-13 in sectional championship
def. #1 West Lafayette 21-3 in semi-state championship

Football State Tournament History

IHSAA Membership: 1963-present

First Football State Tournament Appearance: 1978 (Class 3A playoffs)

State Tournament Record: 145-27 (.843)

State Champion (15) 1983 (2A), 1984 (2A), 1997 (3A), 1998 (3A), 2001 (3A), 2002 (3A), 2003 (3A), 2006 (3A), 2007 (3A), 2010 (3A), 2011 (3A), 2012 (3A), 2015 (3A), 2019 (3A), 2020 (3A)

Runner-Up (1) 2005 (3A)

State Finals Appearances (17) 1983 (2A), 1984 (2A), 1997 (3A), 1998 (3A), 2001 (3A), 2002 (3A), 2003 (3A), 2005 (3A), 2006 (3A), 2007 (3A), 2010 (3A), 2011 (3A), 2012 (3A), 2015 (3A), 2019 (3A), 2020 (3A), 2022 (3A)

Semi-State Champion (17) 1983 (2A), 1984 (2A), 1997 (3A), 1998 (3A), 2001 (3A), 2002 (3A), 2003 (3A), 2005 (3A), 2006 (3A), 2007 (3A), 2010 (3A), 2011 (3A), 2012 (3A), 2015 (3A), 2019 (3A), 2020 (3A) 2022 (3A)

Regional Champion (22) 1983 (2A), 1984 (2A), 1986 (4A), 1997 (3A), 1998 (3A), 2001 (3A), 2002 (3A), 2003 (3A), 2004 (3A), 2005 (3A), 2006 (3A), 2007 (3A), 2008 (3A), 2009 (3A), 2010 (3A), 2011 (3A), 2012 (3A), 2015 (3A), 2018 (3A), 2019 (3A), 2020 (3A), 2022 (3A)

Sectional Champion (30) 1979 (3A), 1982 (3A), 1983 (2A), 1984 (2A), 1985 (4A), 1986 (4A), 1990 (3A), 1995 (2A), 1996 (2A), 1997 (3A), 1998 (3A), 2001 (3A), 2002 (3A), 2003 (3A), 2004 (3A), 2005 (3A), 2006 (3A), 2007 (3A), 2008 (3A), 2009 (3A), 2010 (3A), 2011 (3A), 2012 (3A), 2013 (4A), 2015 (3A), 2017 (3A), 2018 (3A), 2019 (3A), 2020 (3A), 2022 (3A)

School's IHSAA State Championship History (18)

Boys Basketball (1) 2002-03 (3A)

Football (15) 1983-84 (2A), 1984-85 (2A), 1997-98 (3A), 1998-99 (3A), 2001-02 (3A), 2002-03 (3A), 2003-04 (3A), 2006-07 (3A), 2007-08 (3A), 2010-11 (3A), 2011-12 (3A), 2012-13 (3A), 2015-16 (3A), 2019-20 (3A), 2020-21 (3A)

Volleyball (2) 2004-05 (3A), 2012-13 (3A)

LAWRENCEBURG TIGERS (13-1)

Associated Press Poll: #9

IFCA Coaches Poll: #5

- Lawrenceburg playing in sixth football state championship game and first since 2016 (3A runner-up to FW Concordia).
- The Tigers are looking for their third football title and their first since 1978 when teams had to qualify for the post-season state tournament. Tigers were one of eight teams in Class A that year and defeated Fountain Central 34-6 to claim the state championship in a game played at Lawrence Central HS in Indianapolis.
- Team dropped its season opener on the road to 4A finalist East Central 38-3 but have reeled off 13 consecutive victories to reach Lucas Oil Stadium.
- Lawrenceburg finished second to county rival and 4A finalist East Central with a record of 2-1 in the Eastern Indiana Conference Big School Division.
- Only previous tournament meeting with Chatard was a 26-14 loss in the 1984 2A semi-state round.
- Chatard will be the second ranked foe that the Tigers have faced this tournament. Defeated #9 Southridge on the road 31-7 for the regional title two weeks ago.
- Lawrenceburg defense leads the state in points allowed at just 6.1 ppg. Team shutout six straight foes to end the regular season and hasn't allowed more than a touchdown to any of its tournament opponents.

Football State Tournament History

IHSAA Membership: 1908-11; 1912-16; 1917-present

First Football State Tournament Appearance: 1975 (1A)

State Tournament Record: 84-42 (.667)

State Champion (2) 1975 (1A), 1978 (1A)

Runner-Up (3) 1976 (1A), 1985 (2A), 2016 (3A)

State Finals Appearances (6) 1975 (1A), 1976 (1A), 1978 (1A), 1985 (2A), 2016 (3A), 2022 (3A)

Semi-State Champion (3) 1985 (2A), 2016 (3A) 2022 (3A)

Regional Champion (6) 1976 (A), 1978 (A), 1984 (2A), 1985 (2A), 2016 (3A), 2022 (3A)

Sectional Champion (22) 1975 (A), 1976 (A), 1978 (A), 1979 (A), 1980 (A), 1981 (A), 1984 (2A), 1985 (2A), 1986 (2A), 1988 (3A), 1991 (3A), 1992 (3A), 1998 (2A), 1999 (2A), 2005 (2A), 2012 (2A), 2016 (3A), 2017 (3A), 2019 (3A), 2020 (3A), 2021 (3A), 2022 (3A)

School's IHSAA State Championship History (2)

Football (2) 1975 (1A), 1978 (1A)

CLASS 4A STATE CHAMPIONSHIP NOTABLES

NEW PRAIRIE COUGARS (13-1)

Associated Press Poll: #6

IFCA Coaches Poll: #7

- New Prairie making school's second state championship appearance (2014 4A runner-up to New Palestine).
- Cougars looking for school's first state title in any sport on Friday.
- New Prairie started season 7-0 before dropping a 21-0 decision on the road to 6A Penn. Cougars have won six straight to reach Lucas Oil Stadium.
- NP ranks eighth in 4A scoring 35.2 ppg. The Cougar defense is tied for second in 4A with East Central allowing just 10.6 ppg.
- Team finished second to Penn with a 4-1 record in the East-West Division of the Northern Indiana Conference this season.
- Cougars beat last year's 4A runner-up Northridge 55-7 to win its second straight regional crown two weeks ago.
- Rallied with 10 unanswered points in the fourth quarter last Friday to beat #6 Kokomo on the road 10-9 to grab the semi-state title.

Football State Tournament History

IHSAA Membership: 1968-present

First Football State Tournament Appearance: 1985 (first year for the all-in tournament format)

State Tournament Record: 47-37 (.560)

State Runner-Up (1) 2014 (4A)

State Finals Appearances (2) 2014 (4A), 2022 (4A)

Semi-State Champion (2) 2014 (4A), 2022 (4A)

Regional Champion (4) 2004 (3A), 2014 (4A), 2021 (4A), 2022 (4A)

Sectional Champion (8) 2004 (3A), 2006 (3A), 2013 (4A), 2014 (4A), 2017 (4A), 2019 (4A), 2021 (4A) 2022 (4A)

School's IHSAA State Championship History (0)

This would be the first New Prairie team to win a state championship in any sport.

EAST CENTRAL TROJANS (12-2)

Associated Press Poll: #4

IFCA Coaches Poll: #4

- East Central appearing in fifth state championship game and third in eight years.
- Trojans won the 4A title in 2017 with a 14-7 victory over Lowell and are looking for a third 4A crown on Friday.
- Trojans blocked a potential game-winning FG in the last minute of regulation and kicked its own game-winner in OT to upset second-ranked Roncalli 24-21 in Friday's semi-state. That avenged a 21-19 loss to the Royals in Week 9 of the regular season.
- The Trojan defense is tied for second in 4A with New Prairie allowing just 10.6 ppg.
- One of two Dearborn County and Eastern Indiana Conference teams vying for state titles this weekend (3A Lawrenceburg).
- RB Josh Ringer ranks fifth in the state with 2,197 rushing yards (156.9 ypg).
- East Central won the Eastern Indiana Conference Big School Division with a 3-0 record which included a season-opening 38-3 win over Lawrenceburg.

Football State Tournament History

IHSAA Membership: 1973-present

First Football State Tournament Appearance: 1980 (2A)

State Tournament Record: 94-36 (.723)

State Champion (2) 1994 (4A), 2017 (4A)

Runner-Up (2) 1993 (4A), 2015 (4A)

State Finals Appearances (5) 1993 (4A), 1994 (4A), 2015 (4A), 2017 (4A), 2022 (4A)

Semi-State Champion (5) 1993 (4A), 1994 (4A), 2015 (4A), 2017 (4A) 2022 (4A)

Regional Champion (9) 1985 (4A), 1993 (4A), 1994 (4A), 1998 (4A), 2003 (4A), 2015 (4A), 2016 (4A), 2017 (4A), 2022 (4A)

Sectional Champion (21) 1980 (2A), 1985 (4A), 1987 (4A), 1989 (4A), 1992 (4A), 1993 (4A), 1994 (4A), 1996 (4A), 1998 (4A), 2000 (4A), 2002 (4A), 2003 (4A), 2005 (4A), 2009 (4A), 2010 (4A), 2015 (4A), 2016 (4A), 2017 (4A), 2018 (4A), 2021 (4A), 2022 (4A)

School's IHSAA State Championship History (2)

Football (2) 1994-95 (4A), 2017-18 (4A)

Notable Alumni (per Wikipedia)

Nick Goepper, Olympic skier

Jim Lyttle, Major League Baseball player

CLASS 5A STATE CHAMPIONSHIP NOTABLES

VALPARAISO VIKINGS (10-3)

Associated Press Poll: #9
IFCA Coaches Poll: #9

- Valparaiso playing in fifth football state championship game overall and second in four years (2019 5A runner-up to New Palestine).
- Vikings looking to win first football state title since 1975 3A crown.
- Valpo punched its ticket to the state championship game after scoring on a two-point conversion in OT on Friday to upset top-ranked Fort Wayne Snider on the road 22-21.
- Team will face its third consecutive top five team on Saturday in #2 Whiteland. Avenged a Week 7 loss to #5 Merrillville with a 15-14 win in the regional championship before the victory over #1 Snider.
- Finished tied for second with Merrillville with a 5-2 record in the Duneland Athletic Conference this season.
- CB Tyler VerSchure is tied for second in the state with 7 INT this season.
- Team's defense ranks fifth in Class 5A allowing just 15 ppg.

Football State Tournament History

IHSAA Membership: 1905-present

First Football State Tournament Appearance: 1975 (Class 3A playoffs)

State Tournament Record: 71-38 (.651)

State Champion (1) 1975 (3A)

Runner-Up (3) 1985 (5A), 2001 (5A), 2019 (5A)

State Finals Appearances (5) 1975 (3A), 1985 (5A), 2001 (5A), 2019 (5A), 2022 (5A)

Semi-State Champion (4) 1985 (5A), 2001 (5A), 2019 (5A), 2022 (5A)

Regional Champion (10) 1985 (5A), 1986 (5A), 1989 (5A), 2001 (5A), 2002 (5A), 2010 (5A), 2018 (6A), 2019 (5A), 2020 (5A), 2022 (5A)

Sectional Champion (15) 1975 (3A), 1985 (5A), 1986 (5A), 1987 (5A), 1989 (5A), 1997 (5A), 2000 (5A), 2001 (5A), 2002 (5A), 2010 (5A), 2018 (6A), 2019 (5A), 2020 (5A), 2021 (5A), 2022 (5A)

School's IHSAA State Championship History (28)

Boys Cross Country (6) 1966-67, 1983-84, 1985-86, 1986-87, 1997-98, 2000-01

Girls Cross Country (5) 1999-00, 2000-01, 2002-03, 2003-04, 2004-05

Football (1) 1975-76 (3A)

Girls Gymnastics (13) 1980-81, 1990-91, 1993-94, 1996-97, 1997-98, 2007-08, 2008-09, 2009-10, 2010-11, 2013-14, 2014-15, 2016-17, 2020-21

Boys Soccer (1) 2004-05

Unified Track & Field (2) 2018-19, 2020-21

Notable Alumni (per Wikipedia)

Bryce Drew – professional basketball player in the National Basketball Association (NBA), college basketball head coach
Robbie Hummel – professional basketball player in the NBA and Lega Basket Serie A, college basketball analyst for Big Ten Network and ESPN

Jeff Samardzija – professional baseball player in MLB

WHITELAND WARRIORS (12-1)

Associated Press Poll: #2
IFCA Coaches Poll: #2

- Whiteland advances to its first football state championship game in school history.
- Team hoping to score the school's first state title in any sport on Saturday.
- One of two teams making their debut in the state finals this weekend along with 6A Carroll (Fort Wayne).
- Started season 5-0, dropped a 35-21 conference decision on the road to Martinsville, and proceeded to win its last seven games to reach Lucas Oil Stadium.
- Mid-State Conference champions with a 6-1 record this season.
- Will face its second ranked team this tournament in Valparaiso. Also beat #8 Franklin Community 24-0 to win its second sectional championship in three years.
- Beat Plainfield 49-14 two weeks ago to win its first regional title since 1999.
- Warriors rank fourth in Class 5A scoring 35.5 ppg. Defense allows only 13.1 ppg and outscores opponents by 22.4 ppg, both third-best in 5A.

Football State Tournament History

IHSAA Membership: 1904-07; 1914-present

First Football State Tournament Appearance: 1985 (first year for the all-in tournament format)

State Tournament Record: 38-37 (.507)

State Finals Appearances (1) 2022 (5A)

Semi-State Champion (1) 2022 (5A)

Regional Champion (2) 1999 (3A), 2022 (5A)

Sectional Champion (7) 1999 (3A), 2000 (3A), 2006 (4A), 2013 (5A), 2014 (5A), 2020 (5A), 2022 (5A)

School's IHSAA State Championship History (0)

This would be the first Whiteland team to win a state championship in any sport.

Notable Alumni

Ray Crowe – the late, legendary, Hall of Fame boys basketball coach for Indianapolis Crispus Attucks during the 1950s was a Hoosier icon. He was inducted posthumously into the National High School Hall of Fame last summer and Ray Crowe Elementary School in Greenwood is named in his honor. The Ray Crowe Excellence in Leadership Award, now in its second year, is an annual honor given at the IHSAA Boys Basketball State Finals every March.

CLASS 6A STATE CHAMPIONSHIP NOTABLES

CARROLL CHARGERS (13-0)

Associated Press Poll: #5

IFCA Coaches Poll: #5

- Carroll playing in its first football state championship game in school history.
- Team looking to complete a perfect 14-0 season which would set a school record.
- One of two teams making their debut in the state finals this weekend along with 5A Whiteland.
- One of three undefeated teams this weekend (Adams Central and Indianapolis Lutheran in 1A).
- Summit Athletic Conference champions with a 9-0 record this season.
- Defense allows only 9.8 ppg, second-best in 6A and 10th in the state. Outscoring their opponents by 27.5 ppg, the best among 6A teams. Offense puts up 37.2 ppg, fourth-best among 6A schools.
- Chargers rallied from a 20-7 halftime deficit to beat Lafayette Jefferson 21-20 on the road for the program's first regional crown two weeks ago.
- Topped No. 1 and previously undefeated Hamilton Southeastern 21-15 on Friday to win its first semi-state crown.

Football State Tournament History

IHSAA Membership: 1968-present

First Football State Tournament Appearance: 1985 (first year for the all-in tournament format)

State Tournament Record: 37-37 (.500)

State Finals Appearances (1) 2022 (6A)

Semi-State Champion (1) 2022 (6A)

Regional Champion (1) 2022 (6A)

Sectional Champion (7) 1998 (4A), 2001 (4A), 2012 (5A), 2013 (6A), 2014 (6A), 2021 (6A), 2022 (6A)

School's IHSAA State Championship History (5)

Baseball (2) 2009-10 (4A), 2010-11 (4A)

Boys Cross Country (1) 2016-17

Girls Cross Country (2) 2018-19, 2019-20

Notable Alumni (per Wikipedia)

Justin Busch, Indiana State Senator, 16th District
Jon Fitch, professional mixed martial artist, formerly with the UFC

Drue Tranquill, NFL Linebacker, Los Angeles Chargers

CENTER GROVE TROJANS (11-2)

Associated Press Poll: #4

IFCA Coaches Poll: #3

- Center Grove looking for a record third consecutive 6A championship and making record fourth straight 6A championship appearance. They've reached this title game six times in the last eight seasons.
- Trojans chasing fifth football crown overall and fourth in eight years.
- Team looking to win its 15th straight state tournament game dating back to 2020.
- Avenged a Week 9 loss to Indianapolis Cathedral with a 33-10 victory over the second-ranked Irish in the semi-state title game.
- Center Grove scoring at a 35.7 ppg clip (fifth in 6A) and winning by 15.8 ppg (eighth in 6A). Defense allows 19.9 ppg.
- RB Micah Coyle ranks seventh in the state with 1,941 rushing yards (149.3 ypg).
- Head coach Eric Moore is making his eighth championship game appearance in charge of Center Grove and looking for his fifth title. His fourth straight appearance in this game sets a Class 6A record and ties three other coaches for second-most in tournament history (Cathedral's Rick Streiff had five straight from 2010-14). Moore is sixth among Indiana's active coaches with 283 wins.

Football State Tournament History

IHSAA Membership: 1911-12; 1915-17; 1918-present

First Football State Tournament Appearance: 1985 (first year for the all-in tournament format)

State Tournament Record: 85-33 (.720)

State Champion (4) 2008 (5A), 2015 (6A), 2020 (6A), 2021 (6A)

Runner-Up (3) 2000 (5A), 2016 (6A), 2019 (6A)

State Finals Appearances (8) 2000 (5A), 2008 (5A), 2015 (6A), 2016 (6A), 2019 (6A), 2020 (6A), 2021 (6A), 2022 (6A)

Semi-State Champion (8) 2000 (5A), 2008 (5A), 2015 (6A), 2016 (6A), 2019 (6A), 2020 (6A), 2021 (6A), 2022 (6A)

Regional Champion (17) 1987 (5A), 2000 (5A), 2002 (5A), 2003 (5A), 2008 (5A), 2009 (5A), 2011 (5A), 2012 (5A), 2013 (6A), 2014 (6A), 2015 (6A), 2016 (6A), 2018 (6A), 2019 (6A), 2020 (6A), 2021 (6A), 2022 (6A)

Sectional Champion (18) 1987 (5A), 2000 (5A), 2002 (5A), 2003 (5A), 2008 (5A), 2009 (5A), 2011 (5A), 2012 (5A), 2013 (6A), 2014 (6A), 2015 (6A), 2016 (6A), 2017 (6A), 2018 (6A), 2019 (6A), 2020 (6A), 2021 (6A), 2022 (6A)

School's IHSAA State Championship History (19)

Girls Basketball (1) 1996

Football (4) 2008 (5A), 2015 (6A), 2020 (6A), 2021 (6A)

Boys Golf (2) 2017, 2021

Boys Soccer (1) 2015 (2A)

Softball (7) 1986, 1995, 1998 (3A), 2003 (3A), 2009 (4A), 2015 (4A), 2019 (4A)

Boys Tennis (2) 2001, 2008

Boys Track (1) 2011

Volleyball (1) 2000 (4A)

Notable Alumni (per Wikipedia)

Brienne Pedigo-Christopher, reporter for ESPN
Russ Yeast, NFL safety for Los Angeles Rams



Adams Central Flying Jets

Class 1A



Lt.	Dk.	Name	Gr.	Ht.	Wt.	Position(s)
2	2	Myles Kaehr	9	5-0	95	WR / DB
3	3	Max Hamilton	11	5-9	160	RB / DB
4	4	Jackson Becher	12	6-2	175	TE / DE
6	6	Keegan Bluhm	11	6-2	195	RB / LB
8	8	Hayden Bluhm	9	5-7	135	RB / LB
9	9	Carson Schnitz	10	5-8	150	WR / DB
10	10	Ryan Tester	11	5-11	175	RB / LB
11	11	Ryan Black	12	6-0	195	QB / LB
13	13	Wyatt Smith	10	5-8	140	WR / DB
14	14	Jack Hamilton	11	5-10	160	WR / DB
15	15	Keenen Jackson	12	5-8	130	WR / DB
16	16	Trevor Currie	11	6-2	195	TE / DE
17	17	Dakota Perry	11	6-1	175	WR / DB
18	18	Lawson Deathe	9	5-8	135	QB / DB
19	19	Gus Nussbaum	9	5-11	160	TE / DE
20	20	Cam Smith	11	6-3	165	WR / DB
21	21	Joey Everett	9	5-9	145	RB / LB
22	22	Gavin Cook	12	5-6	150	RB / DB
23	23	Drew Kaehr	10	5-6	145	RB / DB
24	24	Braylend Reber	9	6-4	170	TE / DE
25	25	Kolten Combs	9	6-0	135	WR / DB
26	26	Max Byerly	9	5-10	140	RB / LB
27	27	Maddox Koons	10	5-9	145	DE
28	28	Max Kaehr	10	5-10	160	RB / LB
30	30	Matt Heiser	10	5-9	165	RB / LB
31	31	Aaron Hirschy	10	5-10	160	RB / LB
33	33	Payton Herring	11	5-7	165	TE / DB
35	35	Mavrick Becher	9	5-8	130	WR / LB
36	36	Tristan Wurm	9	5-9	125	WR / DB
37	37	Jacob Miller	9	5-6	140	WR / DB
38	38	Damien Saalfrank	9	5-6	145	WR / DB
40	40	Vance Miller	9	5-8	140	RB / LB
42	42	Kaylen Sprunger	12	5-1	-	K
43	43	Oliver Hindenlang	9	5-2	120	WR / DB

Lt.	Dk.	Name	Gr.	Ht.	Wt.	Position(s)
51	51	Gavin Arner	11	6-1	180	OL / DE
52	52	Trace Sonnigsen	11	6-0	200	OL / DE
53	53	Dakota Marbach	10	5-7	195	OL / DT
54	54	Carson Ross	10	5-10	205	OL / LB
55	55	Colton Bultemeier	10	5-8	175	OL / DT
56	56	Max Myers	10	5-7	145	OL / DE
57	57	Ryder Hamm	10	5-9	185	OL / DT
58	58	Trevor Henry	10	5-7	155	OL / LB
59	59	Tristan Lents	10	5-11	175	OL / DT
60	60	Nate Geerken	9	5-9	185	OL / DT
61	61	Carter Beaver	9	5-9	185	OL / DT
62	62	Gavin Rumble	9	5-8	235	OL / DT
63	63	Owen Connelley	9	6-0	195	OL / DT
64	64	Brayden Moon	11	5-9	205	OL / DT
65	65	Daxton Mathews	10	5-9	155	OL / DT
66	66	Aidan Habegger	12	6-2	225	OL / DT
67	67	Will Sheets	9	5-6	135	OL / DT
68	68	Aidan Isch	10	5-8	170	OL / DT
70	70	Cody Lautzenheiser	12	5-6	220	OL / DT
71	71	Keagen Combs	11	5-7	210	OL / DT
72	72	Quincy Beer	11	5-7	170	OL / DT
73	73	Trai Ortiz	9	5-8	265	OL / DT
74	74	Lain Lengerich	11	5-11	265	OL / DT
75	75	Ethan Mountz	9	5-9	255	OL / DT
76	76	Carter Affolder	11	5-11	165	OL / DE
77	77	Ethan Funk	9	5-8	155	OL / DE
78	78	Zac Wurm	11	6-4	280	OL / DT
79	79	Cameron Fravel	9	6-1	185	OL / DE
80	80	Lucas Rumble	10	5-6	140	WR / DB
81	81	Marcus Bollenbacher	10	6-2	180	TE / DE
82	82	Jaret Smith	10	5-9	135	WR / DB
83	83	Nick Smith	10	5-6	140	WR / DB
84	84	Teagan Lents	10	5-8	145	WR / DB
88	88	Brant Girard	10	5-11	180	DT

Adams Central Flying Jets

Class 1A



Team Statistics

	Adams Central	Opponents
Total Points / Points Per Game	645 / 46.1	142 / 10.1
First Downs / Per Game	259 / 18.5	163 / 11.6
Rushing Yards / Per Game	4430 / 316.4	1145 / 81.8
Passing Yards / Per Game	796 / 56.9	1538 / 109.9
Total Yards / Per Game	5226 / 373.3	2683 / 191.6
Fumbles Recovered By	19	8
Intercepted By	22	5
Total Punts / Average	17 / 594	54 / 1393
Penalties / Yards	51 / 455	34 / 270

Individual Statistics

Scoring	G	TD	1-Pt.	2-Pt.	FG	TP	PPG
11 Ryan Black	14	30	0	0	0	180	12.6
16 Trevor Currie	14	12	63	1	1	140	10.0
6 Keegan Bluhm	14	18	0	3	0	114	8.1
22 Gavin Cook	14	11	0	0	0	66	4.7
10 Ryan Tester	14	9	0	0	0	54	3.9

Rushing	G	Att.	Yds.	TD	YPG	YPC	Long
6 Keegan Bluhm	14	219	1488	18	106.3	-	-
11 Ryan Black	14	89	931	28	66.5	-	-
22 Gavin Clark	14	50	810	10	57.9	-	-
10 Ryan Tester	14	68	585	7	41.8	-	-
31 Aaron Hirschy	14	20	266	2	19.0	-	-

Passing	G	Comp.	Att.	Int.	TD	Yds.	YPG
11 Ryan Black	14	36	71	5	16	-	57.1

Receiving	G	Rec.	Yds.	TD	YPG	YPC	Long
16 Trevor Currie	14	15	348	10	24.9	-	-
14 Jack Hamilton	14	10	198	3	14.1	-	-
10 Ryan Tester	14	7	168	2	12.0	-	-

Defense	G	Tackles	For Loss	Sacks	INT	FF	FR
14 Jack Hamilton	14	89	2.5	0	4	3	1
6 Keegan Bluhm	14	93	1	0.5	3	0	3
22 Gavin Cook	14	77	4	0	0	2	3
28 Max Kaehr	14	68	0	0	0	0	1
3 Max Hamilton	14	61	5	0	0	0	1
11 Ryan Black	14	65	8	0.5	3	2	7

State Finals History

State Champion: **(1)** 2000 (1A)
 State Runner-Up: **(1)** 2021 (1A)
 Appearances: **(3)** 2000 (1A), 2021 (1A), 2022 (1A)



Michael Mosser
 Head Coach
 127-47 (14th year)
 127-47 (14th year overall)



Team Facts

City/Town: Monroe
 County: Adams
 Superintendent: Joel Mahaffey
 Principal: Katie Isch
 Athletic Director: Jeff McCullough
 Athletic Trainer: Koty Frauhiger
 Head Coach: Michael Mosser
 Asst. Coaches: Cary Blake, Mitch Hill, Dave Neuenschwander, John Hammond, Rod Mosser, Tyler Roach, Chad Sprunger, Andrew Hammond, Jalen Hammond, Taylor Strete, Bailea Sprunger
 Student Managers: Addie Ward, Georgia Leyse, Jordan Burkhardt, Melina Peralez, Alyssa Schearer
 Offensive Formation: Wing T, Spread
 Defensive Formation: Multiple, 4-3 Base
 Colors: Red and White
 Conference: Allen County Athletic
 Enrollment: 376
 Last Year's W-L Record: 13-2
 @ACJetsAthletics

Season Results (14-0)

8/19 at Garrett W 56-6
 8/26 Eastside W 25-21
 9/2 Covenant Christian W 42-19
 9/9 Jay County W 48-7
 9/16 at Heritage W 42-7
 9/23 at South Adams W 49-20
 9/30 Southern Wells W 63-0
 10/7 Bluffton W 56-8
 10/14 at Woodlan W 42-7

Sectional

10/21 at Southwood W 56-14
 10/28 South Adams W 55-20
 11/4 at Northfield W 41-13

Regional

11/11 Carroll (Flora) W 35-0

Semi-State

11/18 at North Judson-San Pierre W 35-0

ADAMS CENTRAL JETS

vs. INDY LUTHERAN SAINTS

OFFENSE

	<i>STARTERS</i>	GR	#	HT	WT	POS
1	*Ryan Black	12	11	6'0"	195	QB
2	Ryan Tester	11	10	5'11"	175	WB
3	Gavin Cook	12	22	5'6"	150	WB
4	Keegan Bluhm	11	6	6'2"	195	FB
5	*Zac Wurm	11	78	6'4"	280	G
6	*Brayden Moon	11	64	5'9"	205	G
7	Cameron Fravel	9	79	6'1"	185	C
8	Lain Lengerich	11	74	5'11"	265	T
9	*Cody Lautzenheiser	12	70	5'6"	220	T
10	*Trevor Currie	11	16	6'2"	195	TE
11	Jack Hamilton	11	14	5'10"	160	SE

** Returning Starters*

ADDITIONAL VARSITY PLAYERS - WILL SEE PLAYING TIME

		GR	#	HT	WT	POS
12	Max Hamilton	11	3	5'9"	160	SE
13	Aaron Hirschy	10	31	5'10"	160	WB
14	Quincy Beer	11	72	5'7"	170	OL
15	Braylend Reber	9	24	6'4"	170	TE

KICKERS

	GR	#	HT	WT	POS
*Trevor Currie	11	16	6'2"	195	K/P
Kaylen Sprunger	12	42	5'1"		K

HOLDER

	GR	#	HT	WT
Jack Hamilton	11	14	5'10"	160

SNAPPERS

	GR	#	HT	WT	POS
Ryan Black	12	11	6'0"	195	P/K

DEFENSE

	<i>STARTERS</i>	GR	#	HT	WT	POS
1	*Zac Wurm	11	78	6'4"	280	DT
2	Lain Lengerich	11	74	5'11"	265	DT
3	*Jackson Becher	12	54	6'2"	175	DE
4	*Trevor Currie	11	16	6'2"	195	DE
5	Ryan Black	12	11	6'0"	195	LB
6	*Keegan Bluhm	11	6	6'2"	195	LB
7	*Ryan Tester	11	10	5'11"	175	LB
8	Jack Hamilton	11	14	5'10"	160	DB
9	*Gavin Cook	12	22	5'6"	150	DB
10	Max Hamilton	11	3	5'9"	160	DB
11	Carson Schnitz	10	9	5'8"	150	DB

** Returning Starters*

ADDITIONAL VARSITY PLAYERS - WILL SEE PLAYING TIME

		GR	#	HT	WT	POS
12	Brayden Moon	11	64	5'9"	205	DT
13	Cameron Fravel	9	79	6'1"	185	DE
14	Braylend Reber	9	24	6'4"	170	DB
15	Max Kaehr	10	28	5'10"	160	LB

RETURNERS

	GR	#	HT	WT
Ryan Tester	11	10	5'11"	175
Gavin Cook	12	22	5'6"	150
Jack Hamilton	11	14	5'10"	160

Head Coach Profile . . .

Name: Michael Mosser
Age: 48
Spouse: Melinda (Steffen)
Years Married: 27 (1995)
Children: Megan (Graham) Troxel age 24
Hannah age 22
Joshua age 19

Occupation: Teacher
Employer: Adams Central Community Schools
Years Teaching: 24 years (16 years @ AC)
Subjects: Social Studies grade 8-12

High School: Adams Central High School, 1993
Bachelors: Anderson University, 1997
Degree: Secondary Social Studies Education
Masters: Indiana Wesleyan University, 2009
Degree: Education



Athletic Participation . . .

High School (Adams Central): Football, Basketball, Track (1987-1993)
College (Anderson University): Football (1993-1996) Quarterback
(started 1994, 1995, 1996)

*I have never competed in a State or National Championship; however, I was a Freshman on the 1993 10-0 Anderson University Football team that won the HCAC Conference and earned a playoff berth in the NCAA Division III playoffs (we got beat by Albion University in the first round).

Coaching Experience . . .

Years as Varsity Head Coach @ AC: 14 years (2009 to present)
Total Years as a Head Coach: 14 years (2009 to present)
Record at Current School: 127-47
Overall Record as Head Coach: 127-47

Head Varsity Football Coach	Adams Central HS	2009 to present
Assistant Varsity Football Coach	Adams Central HS <i>(under Rick Minnich)</i>	2006-2008
Assistant Varsity Football Coach	South Adams HS <i>(under Kirk Sorg)</i>	2003-2005
Head Middle School Coach	South Adams MS	2001-2003
Asst. Middle School Coach	South Adams MS	1998-1999
Asst. Middle School Coach	Eastbrook MS	1997

Coaching Championships . . .

Conference (ACAC):	2017, 2018, 2021, 2022
Sectional:	2011, 2015, 2016, 2018, 2019, 2021, 2022
Regional:	2016, 2018, 2019, 2021, 2021, 2022
Semi-State:	2021, 2022

Something Interesting: I have three kids (Megan, Hannah, and Josh)
Megan is married to Graham Troxel and is a nurse at Parkview in Fort Wayne, Indiana. Hannah is married to Jake Hreha and is also a nurse at Parkview. Josh is freshman at Ball State University and is studying Actuarial Science. I love woodworking and construction work which is what I do with most of my free time in the summer. My wife keeps me busy with all kinds of home projects.



Indianapolis Lutheran Saints

Class 1A



Lt.	Dk.	Name	Gr.	Ht.	Wt.	Position(s)
1	1	CJ Ervin	12	6-0	170	WR / DB
2	2	Dax Locklear	9	5-9	145	WR / K
3	3	Josiah King	12	6-1	170	WR / DB
4	4	DeVuan Jones	10	5-9	155	WR / DB
6	6	Campbell Richardson	11	5-10	180	QB / LB
7	7	LJ Ward	10	5-10	150	WR / DB
8	8	Cur'Brian Shelby	12	5-11	175	WR / DB
10	10	Jackson Willis	10	6-2	185	QB / DB
11	11	Javarrea Cooper	10	5-11	155	WR / DB
12	12	Mason Shrum	9	5-10	145	QB / DB
13	13	Dakota Beatty	12	5-11	160	WR / DB
14	14	Cole Snow	11	6-1	165	WR / LB
15	15	Bryson Collins	9	5-11	155	RB / LB
16	16	Jonny Hall	11	5-11	170	WR / LB
18	18	Jeremiah King	11	6-1	160	WR / DB
20	20	Jimmy Davis	10	5-7	135	RB / DB
22	22	Joe Davis	12	6-0	205	RB / DB
23	23	Micah Mackay	12	6-2	195	WR / DB
24	24	RaiShaun McHaney	10	6-4	215	WR / LB
26	26	Nick Miller	12	5-7	130	K / LB
27	27	Jaekwon Akins	12	5-10	150	WR / LB
33	33	Braydon Hall	11	5-10	175	RB / RB
44	44	Spencer Bauer	12	6-0	195	WR / LB
45	45	Nick Tupper	11	6-1	165	WR / LB
50	50	Nathan McGee	9	5-10	170	OL / LB

Lt.	Dk.	Name	Gr.	Ht.	Wt.	Position(s)
51	51	Nate Loman	12	6-3	225	OL / LB
52	52	Hunter Johnson	12	6-2	230	OL / LB
54	54	Joseph Luna-Nix	9	5-10	160	OL / LB
55	55	Louis Mobley	12	5-11	210	OL / LB
58	58	Jack Beard	11	6-2	240	OL / DL
60	60	Hezekiah Jones	11	5-11	250	OL / DL
61	61	Owen Lecher	10	5-11	180	OL / LB
62	62	Jacob Roberts	12	6-0	250	OL / DL
63	63	Nathen Hicks	10	5-11	215	OL / DL
64	64	Isaiah Grein	9	5-11	190	OL / DL
67	67	Gavin Mimms	11	6-0	245	OL / DL
68	68	Jaden Kemp	9	5-11	230	OL / DL
71	71	Davis Blankenship	9	5-10	180	OL / DL
72	72	Taurean Langston	11	6-6	290	OL / DL
73	73	Dylan Duncan	11	5-11	255	OL / DL
79	79	Cameron McHaney	9	6-1	260	OL / DL
80	80	Reece Koomler	10	6-2	185	WR / LB
85	85	Hudson Mills	9	5-11	160	WR / LB
88	88	Kam Patterson	12	6-5	220	WR / DL

Indianapolis Lutheran Saints

Class 1A



Team Statistics

	Indpls. Lutheran	Opponents
Total Points / Points Per Game	692 / 49.4	136 / 9.7
First Downs / Per Game	254 / 18.1	135 / 9.6
Rushing Yards / Per Game	2433 / 173.8	730 / 52.1
Passing Yards / Per Game	3959 / 282.8	1645 / 117.5
Total Yards / Per Game	6392 / 456.6	2375 / 169.6
Fumbles Recovered By	17	8
Intercepted By	21	7
Total Punts / Punt Average	18 / 35.7	69 / 29.4
Penalties / Total Penalty Yards	71 / 508	63 / 452

Individual Statistics

Scoring	G	TD	1-Pt.	2-Pt.	FG	TP	PPG
22 Joe Davis	14	29	0	1	0	176	12.6
8 Cur'Brian Shelby	14	17	0	0	0	102	7.3
23 Micah Mackay	14	16	0	0	0	96	6.7
26 Nick Miller	14	0	64	1	0	66	4.7
4 DeVuan Jones	14	9	0	4	0	62	4.4

Rushing	G	Att.	Yds.	TD	YPG	YPC	Long
22 Joe Davis	14	229	1769	28	126.4	7.7	94
8 Cur'Brian Shelby	14	14	207	3	14.8	14.8	55
33 Braydon Hall	14	18	117	3	8.4	9.0	21
4 DeVuan Jones	14	11	100	0	7.1	9.1	63

Passing	G	Comp.	Att.	Int.	TD	Yds.	YPG
10 Jackson Willis	14	200	288	6	51	3907	279.1
12 Mason Shrum	6	4	7	1	0	43	7.2

Receiving	G	Rec.	Yds.	TD	YPG	YPC	Long
23 Micah Mackay	14	65	1403	16	100.2	21.6	79
8 Cur'Brian Shelby	14	36	863	14	61.6	24.0	83
4 DeVuan Jones	14	48	817	8	58.4	17.0	71
7 L.J. Ward	14	18	376	8	20.5	20.9	69

Defense	G	Tackles	For Loss	Sacks	INT	FF	FR
16 Jonny Hall	14	105	6	1	4	3	1
44 Spencer Bauer	12	82	4	3	0	0	2
79 Cameron McHaney	14	73	6	4	0	1	1
8 Cur'Brian Shelby	14	60	3	1	3	0	0
27 Jaekwon Akins	14	58	6	2	3	2	4

State Finals History

State Champion: **(1)** 2021 (1A)
 State Runner-Up: **(1)** 2019 (1A)
 Appearances: **(3)** 2019 (1A), 2021 (1A), 2022 (1A)

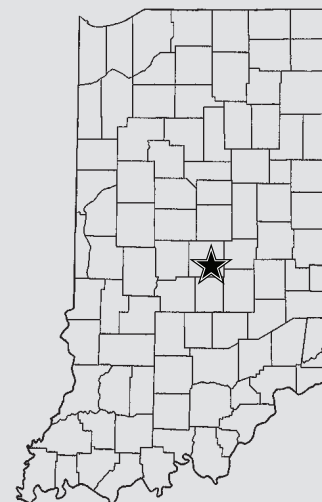


Dave Pasch

Head Coach

137-53 (15th year)

202-110 (26th year overall)



Team Facts

City/Town: Indianapolis
 County: Marion
 Principal: Michael Brandt
 Athletic Director: Tom Finchum
 Asst. Athletic Director: Amy Andre
 Athletic Trainers: Dr. John Baldea, Jason Moffitt, Chris Compton
 Head Coach: Dave Pasch
 Asst. Coaches: Leigh Colgate, John Pasch, Quinten Brown, Jake Reid, Jim Knight, Jordan Thurman, Sam Weeden, Nate Filipovich, Kyle Johnson, Jalen Elliott, Mark Harris, Christian Brown, Jody Melady, Andy Reid, Brett Reid
 Student Managers: Cora Deane, Bri Randall, Tonita Langston, McKenzie Prather
 Offensive Formation: Spread
 Defensive Formation: Odd Stack
 Colors: Maroon and Gold
 Conference: Indiana Crossroads
 Enrollment: 247
 Last Year's W-L Record: 15-0
 @LutheranSaints

Season Results (14-0)

8/19 at Beech Grove W 38-6
 8/26 Indpls. Cardinal Ritter W 71-0
 9/2 at Triton Central W 54-41
 9/9 Lapel W 52-14
 9/16 at Cascade W 50-12
 9/23 at Indpls. Scecina W 28-19
 9/30 Monrovia W 52-6
 10/7 at Speedway W 47-16
 10/14 Traders Point W 62-8

Sectional

10/21 South Putnam W 42-0
 10/28 Cloverdale W 63-0
 11/4 at Covenant Christian W 56-0

Regional

11/11 Providence W 49-7

Semi-State

11/18 at North Decatur W 28-7

DEPTH CHART

Offense 2 Deep							
Pos	#	Name	Grade	Pos	#	Name	Grade
T	55	Louis Mobley	12	T	62	Jacob Roberts	12
G	73	Dylan Duncan	11	G	79	Cameron McHaney	9
C	52	Hunter Johnson	12	C	61	Owen Lecher	10
G	58	Jack Beard	11	G	67	Gavin Mimms	11
T	72	Taurean Langston	11	T	51	Nate Loman	12
WR	3	Josiah King	12	WR	7	LJ Ward	10
WR	23	Micah Mackay	12	WR	13	Dakota Beatty	12
WR	4	DeVuan Jones	10	WR	14	Cole Snow	11
WR	8	Cur'Brian Shelby	12	WR	24	RaiShaun McHaney	10
RB	22	Joe Davis	12	RB	33	Braydon Hall	11
QB	10	Jackson Willis	10	QB	6	Campbell Richardson	11

Defense 2 Deep							
Pos	#	Name	Grade	Pos	#	Name	Grade
E	62	Jacob Roberts	12	E	58	Jack Beard	11
N	79	Cameron McHaney	9	N	73	Dylan Duncan	11
E	88	Kam Patterson	12	E	67	Gavin Mimms	11
ILB	16	Jonny Hall	11	ILB	24	RaiShaun McHaney	10
ILB	51	Nate Loman	12	ILB	55	Louis Mobley	12
ILB	44	Spencer Bauer	12	ILB	14	Cole Snow	11
OLB	27	Jake Akins	12	OLB	6	Campbell Richardson	11
OLB	33	Braydon Hall	11	OLB	45	Nick Tupper	11
C	9	CJ Ervin	12	C	18	Jeremiah King	11
C	7	LJ Ward	10	C	23	Micah Mackay	12
S	8	Cur'Brian Shelby	12	S	4	DeVuan Jones	10

Specialists							
Pos	#	Name	Grade	Pos	#	Name	Grade
P	14	Cole Snow	11	P	2	Dax Locklear	9
PK	26	Nick Miller	12	PK	2	Dax Locklear	9
H	4	DeVuan Jones	10	H	4	DeVuan Jones	11
PR	8	Cur'Brian Shelby	12	PR	7	LJ Ward	10
LS	27	Jaekwon Akins	12	LS	73	Dylan Duncan	11
KO	2	Dax Locklear	9	KO	26	Nick Miller	12
KR	8	Cur'Brian Shelby	12	KR	4	DeVuan Jones	10

HEAD COACH PROFILE

School: Indianapolis Lutheran High School

Name: Dave Pasch

Age: 52

Spouse's Name:

Years Married:

Children's Names, Ages: John Pasch (24), Erin Pasch (22), Jackson Pasch (21) Jake Pasch (19)

Current Occupation, Employer: Assistant Principal, Indianapolis Lutheran High School

No. of Years: 15

If a teacher, what subjects and grades do you teach: N/A

Education

High School Attended, Year Graduated: Brownsburg High School

College Attended, Year Graduated: Ball State University

Degree(s) / Major: Bachelor of Science

Athletic Participation		
Sport	High School Years <small>(ie: 1972, 73)</small>	College Years <small>(ie: 1976, 77)</small>
Football	1984-87	

As a high school or college player, have you ever competed in a State or National Championship Event in any sport? If yes, please give details: 1985 4A Football State Champion

Coaching Experience (Football Only)

Years as Varsity Head Coach at Current School (ie: 5 years): 15 years

Actual Years as Varsity Head Coach at Current School (ie: 1996-2000): 2008-2022

Record as Varsity Head Coach at Current School: 137-53

Overall Varsity Head Coaching Record: 202-110

Do you coach any other sports at your school? Head Track & Field Coach

Please list below where you've coached during your career starting with your current position:			
School	Head / Asst.	No. of Years <small>(ie: 5)</small>	Actual Years <small>(ie: 1992-present)</small>
Lutheran High School	Head Coach	15	2008-present
North Putnam High School	Head Coach	11	1997-2007
Decatur Central High School	Assistant Coach	4	1993-1996
Yorktown High School	Assistant Coach	3	1990-1992

Tournament Championships (As the Varsity Head Coach, list years your team won):

Sectional: 2006, 2007, 2009, 2014, 2015, 2016, 2017, 2018, 2019, 2021, 2022

Regional: 2006, 2014, 2016, 2017, 2018, 2019, 2021, 2022

Semi-State: 2019, 2021, 2022

State Championship: 2021

Something interesting about you personally or professionally that people might not know:



Andrean 59ers

Class 2A



Lt.	Dk.	Name	Gr.	Ht.	Wt.	Position(s)	Lt.	Dk.	Name	Gr.	Ht.	Wt.	Position(s)
1	1	Ellis Dumas IV	10	5-6	160	RB / LB	42	42	Greg Broden	9	5-8	155	LB
2	2	Corey Wright, Jr	10	5-10	185	RB / LB	43	43	Patrick Cusick	10	5-11	150	K / P
3	3	Jarritt Bolz	9	5-11	195	RB / LB	44	44	Rocco Allegretti	9	5-10	195	TE / DE
4	4	Brady Elish	9	5-9	150	B	45	45	Sergio Araiza	9	5-6	150	WR / CB
5	5	Colin Flesher	12	5-11	170	S	46	46	Chukwuebuka Okoye	11	5-8	170	DB
6	6	Jacob Jones	11	5-8	155	WR / CB	50	50	Arwen Coleman	11	5-5	135	LB
7	7	William Henry	12	6-0	180	QB	51	51	Michael Larson	9	5-3	145	OL / DL
8	8	Camryn Urbaniak	12	6-0	160	WR	52	52	John LaMere	10	5-9	185	OL / DL
9	9	Luke Donsbach	11	5-8	200	DE	53	53	Daniel Shea	9	5-6	140	OL / DL
10	10	Cole Jenkins	11	6-1	150	WR	54	54	Andrew Larson	12	5-10	195	OL / DL
11	11	Micah Jones	11	5-8	165	WR	55	55	Evan Kuykendall	12	6-0	230	DE
12	12	Scott Ballentine	11	6-0	175	QB	56	56	Samuel Vickers	12	6-0	250	OL / DL
13	13	Owen Olenik	12	5-11	190	LB	58	58	Charles Koeppen	12	6-1	230	OL / LB
14	14	Alfonso Salinas	12	5-10	200	DE / LB	59	59	Jackson Armstrong	9	5-6	175	OL / DL
15	15	James Finley	10	6-0	150	WR / S	60	60	Miguel Rivera	9	5-10	265	OL / DL
16	16	Christopher Backus	12	5-7	150	RB	61	61	Emmanuel Heridia	9	5-7	245	OL / DL
17	17	Julien Wilk Ramos	9	5-6	160	WR / DB	62	62	Nathan Hovsepan	12	5-10	250	OL
19	19	Jack Salzeider	12	5-9	165	WR / CB	63	63	Gabriel Marrero Torres	9	5-11	265	OL / DL
20	20	Antonio Barnes	12	5-11	190	TE / S	65	65	Drew Thorn	11	6-0	225	DL
21	21	Patrick Clacks	11	6-1	185	WR	66	66	Ian Urchell	12	6-2	245	OL / DL
22	22	James Mantel	12	5-11	175	CB	68	68	Christopher Marlow	11	5-11	285	OL
23	23	Jayden Holmes	10	5-9	160	WR / S	70	70	Connor Grcevich	11	5-10	220	OL / DL
24	24	Angel Ramirez	12	5-10	165	WR / DB	71	71	Payton Lee	10	5-7	195	DL
25	25	Luke Nieman	11	5-9	160	DB	72	72	James Metro	10	5-10	205	OL / DL
26	26	Joseph Calacci	12	6-0	210	TE / LB	73	73	Luke Adam	10	5-11	230	OL
27	27	Angel Torres	10	5-11	190	TE / DE	74	74	Robert Bodnar	10	6-0	165	DE
28	28	Julian Scarce	9	5-5	145	RB / S	75	75	Brent Stewart	11	6-4	340	DL
30	30	Charles Sollars	10	5-11	165	LB	76	76	Bradley Uzubell	12	6-4	225	OL
32	32	Braylon Holland	12	5-10	205	DE	77	77	Benjamin Novak	9	6-5	280	OL / DL
34	34	Drayk Bowen	12	6-2	230	RB / LB	78	78	James Perez	10	5-4	280	DL
35	35	Elijah Jackson	11	6-3	175	DE	80	80	Gavin Jones	9	5-6	120	WR / CB
36	36	Drake Bult	12	6-2	205	DE	82	82	Ethan Kost	12	6-3	195	TE / K
37	37	Ryder Marsh	9	5-9	135	TE / DE	84	84	Logan Urbaniak	9	5-8	135	WR / DB
38	38	Patrick Rensch	9	5-8	145	LB	88	88	Kyle Biesen	11	6-0	155	WR
39	39	Gavin Schilling	11	5-11	150	S							
40	40	Jon Meyers	11	5-10	165	LB							

Andrean 59ers

Class 2A



Team Statistics

	Andrean	Opponents
Total Points / Points Per Game	428 / 32.9	195 / 15.0
First Downs / Per Game	N/A	N/A
Rushing Yards / Per Game	1908 / 146.8	N/A
Passing Yards / Per Game	1916 / 147.4	N/A
Total Yards / Per Game	3824 / 294.2	N/A
Fumbles Recovered By	7	6
Intercepted By	15	6
Total Punts / Punt Average	30 / 32.4	N/A
Penalties / Total Penalty Yards	N/A	N/A

Individual Statistics

Scoring		G	TD	1-Pt.	2-Pt.	FG	TP	PPG
34	Drayk Bowen	13	29	0	1	0	176	13.5
21	Patrick Clacks III	13	14	0	0	0	84	6.5
43	PJ Cusick	13	0	46	0	3	55	4.2
3	JJ Bolz	8	3	0	0	0	20	2.5
6	Jacob Jones	12	2	0	1	0	14	1.1

Rushing		G	Att.	Yds.	TD	YPG	YPC	Long
34	Drayk Bowen	13	216	1689	26	129.9	7.8	72
3	JJ Bolz	8	31	155	2	19.4	5.0	38
16	Chris Backus	4	7	39	0	9.8	5.6	-
1	Ellis Dumas	9	19	71	1	7.9	3.7	19

Passing		G	Comp.	Att.	Int.	TD	Yds.	YPG
7	Billy Henry	13	168	233	4	23	1837	141.3
12	Scott Ballentine	4	10	18	2	1	62	15.5

Receiving		G	Rec.	Yds.	TD	YPG	YPC	Long
21	Patrick Clacks III	13	74	1075	14	82.7	14.5	63
6	Jacob Jones	12	28	250	2	20.8	8.9	63
11	Micah Jones	13	29	254	2	19.5	8.8	15
34	Drayk Bowen	13	9	216	3	16.6	24.0	70

Defense		G	Tackles	For Loss	Sacks	INT	FF	FR
34	Drayk Bowen	13	137	19	5	2	4	1
20	Antonio Barnes	13	86	6	0	3	0	0
58	Charlie Koeppen	13	78	15	3	2	0	2
15	Jimmy Finley	13	63	0	0	6	1	1
6	Jacob Jones	13	57	2	0	0	1	1

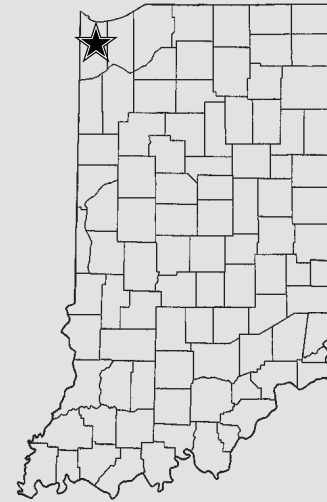
State Finals History

State Champion: **(3)** 2004 (3A), 2013 (3A), 2021 (2A)
 State Runner-Up: **(4)** 1997 (3A), 2001 (3A), 2002 (3A), 2014 (3A)
 Appearances: **(8)** 1997 (3A), 2001 (3A), 2002 (3A), 2004 (3A), 2013 (3A), 2014 (3A), 2021 (2A), 2022 (2A)



Chris Skinner
Head Coach

66-24 (7th year)
66-24 (7th year overall)



Team Facts

City/Town: Merrillville
 County: Lake
 Superintendent: Dr. Joseph Majchrowicz
 Principal: Jaycob Knazur
 Athletic Director: Mike Schultz
 Asst. Athletic Director: Amy Moynihan
 Athletic Trainer: Emily Kenyon
 Head Coach: Chris Skinner
 Asst. Coaches: John Coggins, Jeff Hadt, Chris Dietz, Kevin Doyle, Dennis Gutowski, Jeff Gutowski, John Hruskocy, Peter Monger, Duke LaMere, John Maurek, Matthew Meschede, Jason Novak, Michael Skinner, Steve Wachowski
 Student Managers: Tyler Piepenbrink, John Sternberg
 Offensive Formation: Spread RPO
 Defensive Formation: 3-4
 Colors: Red and Old Gold
 Conference: Northwest Crossroads
 Enrollment: 471
 Last Year's W-L Record: 12-3
 @Andrean59ers

Season Results (10-3)

8/19	at Merrillville	L	7-27
8/26	Crown Point	L	18-28
9/3	Crete-Monee (IL)	W	30-28
9/9	at East Chicago	W	55-0
9/16	Highland	W	42-7
9/23	at Hobart	W	24-17
9/30	at Munster	W	44-0
10/7	at Kankakee Valley	W	33-0
10/14	Lowell	L	13-28

Sectional

10/28	at LaVille	W	28-6
11/4	at Bremen	W	56-13

Regional

11/11	Lafayette Central Catholic	W	30-12
-------	----------------------------	---	-------

Semi-State

11/18	FW Bishop Luers	W	48-29
-------	-----------------	---	-------

DEPTH CHART

Offense 2 Deep							
Pos	#	Name	Grade	Pos	#	Name	Grade
QB	7	Billy Henry	12	QB	12	Scott Ballantine	11
RB	34	Drayk Bowen	12	RB	3	JJ Bolz	9
WR	21	Patrick Clacks III	11	WR	8	Cam Urbaniak	12
WR	11	Micah Jones	11	WR	15	Jimmy Finley	10
WR	6	Jacob Jones	11	WR	24	Angel Ramirez	12
TE	20	Antonio Barnes	12	TE	26	Joe Calacci	12
LT	76	Brad Uzubell	12	LT	52	John LaMere	10
LG	58	Charlie Koeppen	12	LG	73	Luke Adam	10
C	56	Sam Vickers	12	C	54	Andrew Larson	12
RG	62	Nate Hovsepian	12	RG	68	Chris Marlow	11
RT	66	Ian Urchell	12	RT	77	Ben Novak	9

Defense 2 Deep							
Pos	#	Name	Grade	Pos	#	Name	Grade
DT	75	Brent Stewart	11	DT	32	Braylon Holland	12
DE	9	Luke Donsbach	11	DE	82	Ethan Kost	12
DE	14	Al Salinas	12	DE	35	Elijah Jackson	12
OLB	26	Joe Calacci	12	OLB	3	JJ Bolz	9
ILB	34	Drayk Bowen	12	ILB	13	Owen Olenik	12
ILB	58	Charlie Koeppen	12	ILB	2	CJ Wright	10
OLB	20	Antonio Barnes	12	OLB	30	Charlie Sollars	10
CB	22	James Mantel	12	CB	6	Jacob Jones	11
S	23	Jayden Holmes	10	S	5	Colin Flesher	12
S	15	Jimmy Finley	10	S	19	Jack Salzeider	12
CB	24	Angel Ramirez	12	CB	46	Ebuka Okoye	11

Specialists							
Pos	#	Name	Grade	Pos	#	Name	Grade
P	34	Drayk Bowen	12	P	82	Ethan Kost	12
PK	43	PJ Cusick	10	PK	82	Ethan Kost	12
H	12	Scott Ballentine	11	H	7	Billy Henry	12
PR	6	Jacob Jones	11	PR	11	Micah Jones	11
LS	13	Owen Olenik	12	LS	66	Ian Urchell	12
KO	82	Ethan Kost	12	KO	43	PJ Cusick	10
KR	11	Micah Jones	11	KR	6	Jacob Jones	11

HEAD COACH PROFILE

School: Andrean High School

Name: Chris Skinner

Age: 35

Spouse's Name: Meagan

Years Married: 10

Children's Names, Ages: Ava (8), Olivia (5), Scarlett (1)

Current Occupation, Employer: Teacher, Andrean High School

No. of Years: 13

If a teacher, what subjects and grades do you teach: Biology (9), AP Biology (12), Anatomy & Physiology (11 and 12), Physics (10)

Education

High School Attended, Year Graduated: Andrean High School, 2006

College Attended, Year Graduated: Purdue University, West Lafayette (2010), Indiana Wesleyan University (2013)

Degree(s) / Major: BS Biology Education, Masters of Education

Athletic Participation		
Sport	High School Years <small>(ie: 1972, 73)</small>	College Years <small>(ie: 1976, 77)</small>
Football	2002-2005	
Basketball	2002-2004	
Baseball	2003-2006	

As a high school or college player, have you ever competed in a State or National Championship Event in any sport? If yes, please give details: Yes, in the 2002 Class 3A Football State Championship and the 2004 Class 3A State Championship. Plus, the 2004 3A Baseball State Championship and the 2005 Class 3A Baseball State Championship

Coaching Experience (Football Only)

Years as Varsity Head Coach at Current School (ie: 5 years): 7

Actual Years as Varsity Head Coach at Current School (ie: 1996-2000): 2016-Present

Record as Varsity Head Coach at Current School: 66-24

Overall Varsity Head Coaching Record: 66-24

Do you coach any other sports at your school? No

Please list below where you've coached during your career starting with your current position:			
School	Head / Asst.	No. of Years <small>(ie: 5)</small>	Actual Years <small>(ie: 1992-present)</small>
Andrean High School	Head	7	2016-Present
Andrean High School	Assistant	6	2010-2015

Tournament Championships (As the Varsity Head Coach, list years your team won):

Sectional: 4 (2019, 2020, 2021, 2022)

Regional: 3 (2019, 2021, 2022)

Semi-State: 2 (2021, 2022)

State Championship: 1 (2021)

Something interesting about you personally or professionally that people might not know:

I am a huge international soccer fan and am excited for the World Cup in the Winter! USA! USA!



Evansville Mater Dei Wildcats

Class 2A



Lt.	Dk.	Name	Gr.	Ht.	Wt.	Position(s)	Lt.	Dk.	Name	Gr.	Ht.	Wt.	Position(s)
2	2	Blake Herdes	12	6-3	198	WR / DB	43	43	Lane Wargel	10	5-6	155	RB / LB
3	3	Tate Mallory	9	5-9	145	QB / DB	44	44	Zander Merkely	10	6-0	195	RB / LB
4	4	Cade Dassel	11	6-1	180	WR / DB	45	45	Nick Postlethweight	10	5-10	150	WR / DB
5	5	Austin Langston	12	5-10	150	WR / DB	47	47	Camden Marx	10	5-10	155	K
6	6	Kaden Farmer	10	5-9	160	RB / LB	52	52	Clay Martin	12	6-1	210	OL / DL
7	7	Levi Maasberg	11	5-10	145	WR / DB	53	53	Ethan Goodin	11	6-4	225	OL / DL
8	8	Aiden Roberts	10	6-0	205	RB / LB	55	55	Brayden Black	10	6-2	240	OL / DL
9	9	Noah Simmons	10	5-10	170	RB / LB	57	57	Gunner Kirsch	11	5-10	160	OL / DL
10	10	Tyler Vanover	11	5-10	155	WR / DB	58	58	Ares Adkins	12	5-7	240	OL / DL
11	11	Nolan Schickel	9	6-1	155	WR / DB	60	60	Carter Schmitt	11	5-10	180	OL / DL
12	12	Luke Lannert	10	5-9	170	QB / LB	61	61	Jon Davidson	12	6-0	260	OL / DL
13	13	Luke McDurmon	12	6-0	165	QB / WR	62	62	Aiden Thomas	10	6-2	200	OL / DL
14	14	Caden Willis	10	5-10	140	WR / DB	64	64	James Bohleber	11	5-11	185	OL / DL
15	15	Drake Branson	10	5-10	150	WR / DB	67	67	Briggs Miller	12	5-10	220	OL / DL
16	16	Isaac Goebel	12	6-0	165	WR / DB	73	73	Colton Wells	9	6-2	215	OL / DL
17	17	Mason Wunderlich	12	6-5	220	QB / DB	74	74	Austin Vanover	12	6-0	215	OL / DL
18	18	Drew Stolz	10	6-1	165	WR / DB	75	75	Cody Wells	12	6-2	215	OL / DL
19	19	Ethan Stolz	12	6-1	185	WR / DB	78	78	Brett Wilkey	11	6-3	240	OL / DL
20	20	Connor Wiley	12	5-9	180	RB / LB	79	79	Dane Branson	10	6-1	230	OL / DL
21	21	Tanner Halbig	11	5-10	155	WR / DB	80	80	Palmer Schiff	10	5-11	140	WR / DB
22	22	Drew Martin	12	5-10	165	WR / DB	81	81	Eli Kane	9	6-0	140	WR / DB
23	23	Ethan Stofleth	10	5-6	145	RB / DB	82	82	Hayden Stockton	10	5-9	140	WR / DB
24	24	Wyatt Stratman	11	5-11	180	RB / LB	85	85	Cooper Darr	12	6-3	215	WR / DE
25	25	Joey Pierre	12	5-8	175	RB / LB	86	86	Ben Taylor	12	6-0	175	WR / DB
26	26	Spencer Turner	11	5-10	185	RB / LB	87	87	Owen Wunderlich	12	5-10	165	WR / DB
27	27	Caden Thacker	9	5-10	180	RB / LB	88	88	Kyle Sandwell	12	6-0	170	WR / DB
28	28	Aiden Scheu	11	6-0	205	RB / LB							
29	29	Jackie Ford	9	5-9	160	RB / LB							
30	30	Zayon Smith	11	5-5	130	WR / DB							
31	31	Griffin Simmons	9	6-1	150	WR / DL							
32	32	J.T. Sinnett	11	5-9	160	RB / LB							
33	33	Tyler Sitzman	12	5-7	160	LB / K							
34	34	Caleb Kunkler	11	6-0	200	RB / LB							
36	36	Jack Helfrich	11	6-0	165	WR / DB							
38	38	Will Goebel	11	6-1	165	WR / DE							
40	40	Mitchell Adler	12	6-0	195	RB / LB							
41	54	Nate McDurmon	10	6-0	210	OL / LB							

Evansville Mater Dei Wildcats

Class 2A



Team Statistics

	Mater Dei	Opponents
Total Points / Points Per Game	418 / 29.9	196 / 14.0
First Downs / Per Game	239 / 17.1	160 / 11.4
Rushing Yards / Per Game	2032 / 145.1	2250 / 160.7
Passing Yards / Per Game	2854 / 203.9	1346 / 96.9
Total Yards / Per Game	4886 / 349.0	3596 / 256.9
Fumbles Recovered By	10	6
Intercepted By	15	9
Total Punts / Punt Average	20 / 33.5	49 / -
Penalties / Total Penalty Yards	65 / 612	70 / 629

Individual Statistics

Scoring		G	TD	1-Pt.	2-Pt.	FG	TP	PPG
25	Joey Pierre	12	13	0	0	0	78	6.5
33	Tyler Sitzman	14	0	55	0	2	61	4.4
19	Ethan Stolz	13	9	0	0	0	54	4.2
17	Mason Wunderlich	14	9	0	0	0	54	3.9
2	Blake Herdes	14	7	0	0	0	42	3.0

Rushing		G	Att.	Yds.	TD	YPG	YPC	Long
25	Joey Pierre	12	189	1015	12	84.6	5.4	41
24	Wyatt Stratman	14	58	378	3	27.0	6.5	53
17	Mason Wunderlich	14	91	362	9	25.9	4.0	38
23	Ethan Stofleth	4	13	65	0	16.3	5.0	18

Passing		G	Comp.	Att.	Int.	TD	Yds.	YPG
17	Mason Wunderlich	14	206	316	9	27	2787	199.1

Receiving		G	Rec.	Yds.	TD	YPG	YPC	Long
19	Ethan Stolz	13	44	676	9	52.0	15.4	69
2	Blake Herdes	14	37	567	7	40.5	15.3	50
13	Luke McDurmon	11	33	350	4	31.8	10.6	48
87	Owen Wunderlich	14	27	308	3	22.0	11.4	24

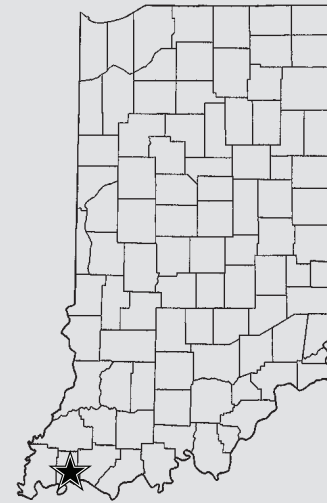
Defense		G	Tackles	For Loss	Sacks	INT	FF	FR
28	Aiden Scheu	14	119	6	2	1	2	0
85	Cooper Darr	14	110	8.5	2	0	3	1
40	Mitch Adler	14	105	10.5	3	1	1	0
20	Connor Wiley	12	100	4.0	0	2	2	1
26	Spencer Turner	14	95	2	0	1	1	3

State Finals History

State Champion: **(1)** 2000 (2A)
 State Runner-Up: **(5)** 1994 (2A), 2001 (2A), 2011 (2A),
 2014 (2A), 2021 (2A)
 Appearances: **(7)** 1994 (2A), 2000 (2A), 2001 (2A),
 2011 (2A), 2014 (2A), 2021 (2A),
 2022 (2A)



Mike Goebel
 Head Coach
 259-82 (26th year)
 259-82 (26th year overall)



Team Facts

City/Town: Evansville
 County: Vanderburgh
 Superintendent: Michelle Priar
 President: Deacon Dan Niemeier
 Principal: Darin Knight
 Athletic Director: Joe Herrmann
 Asst. Athletic Director: Toni Wallace
 Athletic Trainer: Breanna Roach
 Head Coach: Mike Goebel
 Asst. Coaches: Darin Knight, Cody Hess, Joe Phelps, Tom Johnson, Steve Ricketts, Jordan Phelps, Nolan Goebel, Eric Wildeman, Nathan Wright, JD Wargel, Carl Voegel, Jeff Jewell, Nick Soellner, Josh Rice, Ethan Schnur, Nathan Wildeman, Ron Kane, Matt Coudret, Adam Wilmes, Danny Martin, Luke Neitzke, Easton Ricketts, Michael Boots, Alex Weinzapfel
 Student Managers: Chris Martin, Logan Wible, Blain Thomas, Mason Hinman, Patrick Ellison
 Offensive Formation: Multiple, Spread
 Defensive Formation: Multiple, 4-2
 Colors: Red and Gold
 Conference: Southern Indiana Athletic
 Enrollment: 507
 Last Year's W-L Record: 12-3
 @materdeisports

Season Results (11-3)

8/19	at Evansville Central	W	35-0
8/26	Castle	W	17-14
9/2	at Vincennes Lincoln	L	28-31
9/9	Evansville Memorial	L	6-22
9/16	at Jasper	W	27-7
9/23	at Evansville North	W	23-6
9/30	Evansville Bosse	W	35-12
10/7	Evansville Harrison	W	35-7
10/14	Evansville Reitz	L	7-14

Sectional

10/21	Perry Central	W	35-6
10/28	at Tell City	W	49-21
11/4	North Posey	W	35-0

Regional

11/11	Triton Central	W	35-28
-------	----------------	---	-------

Semi-State

11/18	Linton-Stockton	W	51-28
-------	-----------------	---	-------

DEPTH CHART

Offense 2 Deep							
Pos	#	Name	Grade	Pos	#	Name	Grade
QB	17	Mason Wunderlich	12	QB	2	Blake Herdes	12
RB	25	Joey Pierre	12	RB	24	Wyatt Stratman	11
WR	19	Ethan Stolz	12	WR	16	Isaac Goebel	12
WR	2	Blake Herdes	12	WR	86	Ben Taylor	12
WR	13	Luke McDurmon	12	WR	87	Owen Wunderlich	12
WR	22	Drew Martin	12	WR	87	Owen Wunderlich	12
LT	74	Austin Vanover	12	LT	55	Brayden Black	10
LG	78	Brett Wilkey	11	LG	67	Briggs Miller	12
RT	53	Ethan Goodin	11	RT	79	Dane Branson	10
RG	61	Jon Davidson	12	RG	64	James Bohleber	11
C2	75	Cody Wells	12	C	52	Clay Martin	12

Defense 2 Deep							
Pos	#	Name	Grade	Pos	#	Name	Grade
DE	52	Clay Martin	12	DE	54	Nate McDurmon	10
DE	85	Cooper Darr	12	DE	38	Will Goebel	11
DL	74	Austin Vanover	12	DL	53	Ethan Goodin	11
DL	75	Cody Wells	12	DL	58	Ares Adkins	12
LB	40	Mitch Adler	12	LB	20	Connor Wiley	12
LB	28	Aiden Scheu	11	LB	9	Noah Simmons	9
LB	26	Spencer Turner	11	LB	44	Zander Merkley	10
DB	86	Ben Taylor	12	DB	10	Tyler Vanover	11
DB	22	Drew Martin	12	DB	19	Ethan Stolz	12
DB	24	Wyatt Stratman	11	DB	6	Caden Farmer	10
DB	21	Tanner Halbig	11	DB	5	Austin Langston	12

Specialists							
Pos	#	Name	Grade	Pos	#	Name	Grade
P	13	Luke McDurmon	12	P	47	Cam Marx	10
PK	33	Tyler Sitzman	12	PK	47	Cam Marx	10
H	13	Luke McDurmon	12	H	3	Tate Mallory	9
PR	21	Tanner Halbig	11	PR	87	Owen Wunderlich	12
LS	75	Cody Wells	12	LS	53	Ethan Goodin	11
KO	47	Cam Marx	10	KO	33	Tyler Sitzman	12
KR	24	Wyatt Stratman	11	KR	21	Tanner Halbig	11

HEAD COACH PROFILE

School: Mater Dei

Name: Mike Goebel

Age: 70

Spouse's Name: Melanie

Years Married: 9

Children's Names, Ages: Zachary 'Bo', Mackenzie

Current Occupation, Employer: Teacher, Mater Dei

No. of Years: 46

If a teacher, what subjects and grades do you teach: U.S. History and Government, 11, 12

Education

High School Attended, Year Graduated: Mater Dei, 1970

College Attended, Year Graduated: USI, 1974, BS and ISU, 1978, MS

Degree(s) / Major: BS Area Social Studies and MS History

Athletic Participation		
Sport	High School Years <small>(ie: 1972, 73)</small>	College Years <small>(ie: 1976, 77)</small>
Football	1966-69	
Wrestling	1966-70	

As a high school or college player, have you ever competed in a State or National Championship Event in any sport? If yes, please give details: no

Coaching Experience (Football Only)

Years as Varsity Head Coach at Current School (ie: 5 years): 26

Actual Years as Varsity Head Coach at Current School (ie: 1996-2000): 1997-2022

Record as Varsity Head Coach at Current School: 259-82

Overall Varsity Head Coaching Record: 259-82

Do you coach any other sports at your school? Coached Wrestling for 29 years, 12 IHSA State Championships

Please list below where you've coached during your career starting with your current position:			
School	Head / Asst.	No. of Years <small>(ie: 5)</small>	Actual Years <small>(ie: 1992-present)</small>
Mater Dei	Head	26	1997-present
Mater Dei	Asst.	20	1978-1997
Castle	Asst.	1	1977
Mater Dei	Asst.	3	1974-1976

Tournament Championships (As the Varsity Head Coach, list years your team won):

Sectional: 1997,1998,1999,2000,2001,2006,2009,2010,2011,2012,2014,2015,2016,2019,2020,2021, 2022

Regional: 1999,2000,2001,2006,2010,2011,2012,2014,2020,2021, 2022

Semi-State: 2000,2001,2011,2014,2021, 2022

State Championship: 2000

Something interesting about you personally or professionally that people might not know:

Not a well-kept secret, I have outstanding assistant coaches.

Coached IHSA State Champion Teams in the same school year in Football and Wrestling in 2000-01.

Serve on Vanderburgh County Council.



Indianapolis Bishop Chatard Trojans

Class 3A



Lt.	Dk.	Name	Gr.	Ht.	Wt.	Position(s)
1	1	AJ Boyd	12	5-10	188	WR / DB
2	2	Noah Dudik	12	6-1	155	WR / DB
3	3	Charlie Assalley	12	5-5	151	WR / DB
4	4	Nolan Stiffler	12	6-3	191	TE / LB
5	5	Jack Feeney	12	5-10	170	QB / DB
6	6	Aiden Arteaga	11	5-10	178	QB / DB
7	7	Jeremiah Johnson	12	6-0	201	RB / DL
8	8	Aiden Duncan	12	6-1	163	QB / DB
9	9	Will Calvert	11	5-10	190	TE / LB
10	10	Sam Feeney	11	6-2	175	TE / LB
11	11	Drew Van Vleet	12	6-5	190	QB / DB
12	12	Colin Guy	11	6-0	150	WR / DB
13	13	Luke Purichia	11	5-11	185	RB / LB
14	14	RJ Bradshaw	12	6-0	149	WR / DB
15	15	Kade Rickard	10	6-0	180	LB / TE
16	16	Ryan Keating	11	5-7	155	WR / DB
18	18	Jack Marsella	12	5-8	160	WR / DB
19	19	Wade McAllister	12	6-3	186	TE / LB
20	20	Nate Meyer	12	5-11	177	TE / LB
21	21	Scotty Semler	11	5-11	166	TE / LB
22	22	Jef Waugh	12	5-11	192	RB / LB
23	23	Jack Weybright	11	5-9	160	RB / DB
26	26	Aiden Johnson	12	5-11	176	WR / DB
27	27	Harrison Forestal	10	6-2	179	TE / LB
28	28	Riley Kinnett	11	5-6	162	RB / LB
29	29	Joe Bridenstine	11	5-8	185	RB / LB
30	30	Jack Steadham	11	5-9	162	WR / DB
31	31	Roman Barraza	11	5-10	170	WR / DB
32	32	Brian Salas	11	5-7	160	WR / DB
33	33	Zach Garner	11	5-10	150	WR / DB
34	34	Luke Monahan	10	5-9	155	WR / DB
35	35	AJ Priami	10	5-7	155	WR / DB
37	37	Antonio Vinson	10	5-8	150	WR / DB
38	38	Tony Cuniffe	10	5-8	126	WR / DB
40	40	Declan Hostetler	10	6-1	180	TE / LB
41	41	Payton Brown	11	5-9	180	TE / LB
42	42	JR Finnegan	10	5-8	146	WR / DB
43	43	Cameron Winston	11	5-10	190	OL / DL
44	44	Michael McGinley	10	5-11	169	TE / LB

Lt.	Dk.	Name	Gr.	Ht.	Wt.	Position(s)
45	45	Eddie Benson	10	5-11	186	RB / LB
46	46	Graham Lelle	12	5-11	166	WR / DB
49	49	Daniel Albright	11	6-0	170	TE / LB
50	50	Jakob Moore	12	5-11	186	OL / DL
52	52	Isaac Fischer	12	6-2	217	TE / LB
53	53	Danny Woodcock	12	6-2	217	OL / DL
54	54	Jacob Arteaga	10	6-4	231	OL / DL
56	56	Ethan Evans	11	5-11	204	OL / DL
61	61	Garin Colasesanno	12	6-3	222	OL / DL
62	62	Charlie Wright	11	6-0	237	OL / DL
63	63	Jonah Weunsch	12	5-10	227	OL / DL
64	64	Trystan Aspeslet	12	5-11	210	OL / DL
65	65	Matthew Woods	11	6-1	210	OL / DL
66	66	Landry Priser	10	5-10	210	OL / DL
67	67	Ethan Kramer	10	6-0	182	OL / DL
69	69	Will Shea	11	5-10	220	OL / DL
70	70	Jack Ross	11	6-0	231	OL / DL
72	72	Andrew Troy	10	6-1	216	OL / DL
74	74	Lucas Chan	12	6-3	266	OL / DL
75	75	Cameron Reinbold	12	6-0	259	OL / DL
76	76	Harrison Campbell	11	6-5	296	OL / DL
77	77	Ben Sullivan	10	6-0	210	OL / DL
80	80	Sam Bustamante	10	5-7	130	WR / DB
81	81	Jack Miller	10	5-8	121	WR / DB
82	82	Henry Borg	11	5-9	150	WR / DB
83	83	Matthew Woodcock	10	5-11	161	TE / LB
84	84	Frank Meyer	11	6-0	185	TE / LB
85	85	Nick Borchers	12	6-0	175	WR / DB
86	86	Jasper Chapman	11	6-1	175	K
87	87	Zade Kalesperis	12	6-6	188	TE / OLB
88	88	Daniel Shaw	10	5-5	143	WR / DB
89	89	Kalen Sargent	10	6-1	160	WR / DB
91	91	Lucas Tremain	10	6-1	154	TE / LB
92	92	Jackson Schroeder	11	6-0	158	K
93	93	Donovan McMahon	10	5-9	130	WR / DB
94	94	Stephen Bell	10	5-6	150	WR / DB
95	95	Asher Bolen	10	5-7	150	WR / DB



Team Statistics

	Bishop Chatard	Opponents
Total Points / Points Per Game	447 / 31.9	272 / 19.4
First Downs / Per Game	233 / 16.6	189 / 13.5
Rushing Yards / Per Game	2025 / 144.6	1484 / 106
Passing Yards / Per Game	2836 / 202.6	2659 / 189.9
Total Yards / Per Game	4861 / 347.2	4143 / 295.9
Fumbles Recovered By	8	6
Intercepted By	18	6
Total Punts / Punt Average	43 / 34.3	44 / 32.6
Penalties / Total Penalty Yards	81 / 674	89 / 780

Individual Statistics

Scoring	G	TD	1-Pt.	2-Pt.	FG	TP	PPG
86 Jasper Chapman	13	0	49	0	4	61	4.7
22 Jef Waugh	14	9	0	0	0	54	3.9
13 Luke Purichia	9	9	0	0	0	54	6.0
2 Noah Dudik	14	8	0	0	0	48	3.4
8 Aiden Duncan	14	8	0	0	0	48	3.4

Rushing	G	Att.	Yds.	TD	YPG	YPC	Long
23 Jack Weybright	13	119	673	7	51.8	5.7	36
13 Luke Purichia	9	84	499	9	55.4	5.9	33
28 Riley Kinnett	5	77	414	5	82.8	5.4	23
29 Joe Bridenstine	14	69	295	5	21.1	4.3	35

Passing	G	Comp.	Att.	Int.	TD	Yds.	YPG
11 Drew VanVleet	14	206	302	5	28	2732	195.1
6 Aiden Arteaga	8	10	17	1	1	104	13

Receiving	G	Rec.	Yds.	TD	YPG	YPC	Long
2 Noah Dudik	14	66	816	8	58.3	12.4	56
8 Aiden Duncan	14	72	788	7	56.3	16.1	58
12 Colin Guy	14	51	523	6	37.4	15.8	47
22 Jef Waugh	14	49	377	8	10.4	11.4	54

Defense	G	Tackles	For Loss	Sacks	INT	FF	FR
10 Sam Feeney	10	74	6	5	0	2	2
22 Jef Waugh	14	47	2	1	0	1	1
13 Luke Purichia	9	58	7	0	3	1	1
20 Nate Meyer	14	125	6	1	2	1	1
52 Isaac Fischer	14	33	3	1	0	0	0

State Finals History

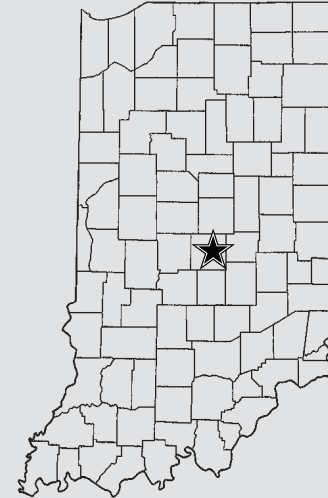
State Champion: (15) 1983 (2A), 1984 (2A), 1997 (3A), 1998 (3A), 2001 (3A), 2002 (3A), 2003 (3A), 2006 (3A), 2007 (3A), 2010 (3A), 2011 (3A), 2012 (3A), 2015 (3A), 2019 (3A), 2020 (3A)

State Runner-Up: (1) 2005 (3A)

Appearances: (17) 1983 (2A), 1984 (2A), 1997 (3A), 1998 (3A), 2001 (3A), 2002 (3A), 2003 (3A), 2005 (3A), 2006 (3A), 2007 (3A), 2010 (3A), 2011 (3A), 2012 (3A), 2015 (3A), 2019 (3A), 2020 (3A), 2022 (3A)



Rob Doyle
Head Coach
62-20 (6th year)
62-20 (6th year overall)



Team Facts

City/Town: Indianapolis

County: Marion

President: Bill Sahn

Principal: John Hasty

Athletic Director: Kyle Reh

Athletic Director Emeritus: Mike Ford

Asst. Athletic Director: Mike Harmon

Athletic Trainers: Andrew Cattlin

Head Coach: Rob Doyle

Asst. Coaches: Tayt Odom, Kyle Dietrick,

Shane Boschert, Mark Jones, Vince Purichia,

Mike Dum, Brett Herschel, Nick Traub,

Travis Lucas, George Dury, Drew Schmutte,

Adam Solomon, Patrick Huyge, Josh Martin

Student Managers: Billy Nash, Lucia Papalia,

Grace Redelman, Jordan Giese,

Gracie Schott, Hayden Parker, Kenzie Kelly,

Nia Dulin, Sarah Rightly, Aery Tromm,

Maggie McGowan, Gemma LeMark

Offensive Formation: Spread

Defensive Formation: 3-4

Colors: Royal Blue and White

Conference: Circle City

Enrollment: 703

Last Year's W-L Record: 7-5

@BCHSAthletics

Season Results (10-4)

8/19	Brebeuf Jesuit	W	24-13
8/26	Indpls. Arsenal Tech	W	48-8
9/2	at Roncalli	L	14-17
9/9	Indpls. Cathedral	L	0-38
9/16	Columbus North	W	41-27
9/23	Guerin Catholic	W	31-30
9/30	Christian Brothers (MO)	L	24-55
10/7	Terre Haute North	W	49-0
10/14	at Cincinnati Elder (OH)	L	16-21

Sectional

10/21	at Northwestern	W	47-19
10/28	at Hamilton Heights	W	41-14
11/4	at Guerin Catholic	W	49-13

Regional

11/11	Yorktown	W	42-14
-------	----------	---	-------

Semi-State

11/18	at West Lafayette	W	21-3
-------	-------------------	---	------

DEPTH CHART

Offense 2 Deep							
Pos	#	Name	Grade	Pos	#	Name	Grade
WR	8	Aiden Duncan	12	WR	12	Colin Guy	11
WR	12	Colin Guy	11	WR	3	Charlie Assalley	12
WR	2	Noah Dudik	12	WR	12	Colin Guy	11
T	53	Danny Woodcock	12	T	62	Charlie Wright	10
G	76	Harrison Campbell	11	G	72	Andrew Troy	10
C	65	Matthew Woods	11	C	70	Jack Ross	11
G	72	Andrew Troy	10	G	50	Jakob Moore	12
T	52	Isaac Fischer	12	T	64	Trystan Aspeslet	12
TE	22	Jef Waugh	12	TE	4	Nolan Stiffler	12
QB	11	Drew VanVleet	12	QB	6	Aiden Arteaga	11
RB	23	Jack Weybright	11	RB	29	Joe Bridenstine	11

Defense 2 Deep							
Pos	#	Name	Grade	Pos	#	Name	Grade
T	52	Isaac Fischer	12	T	7	Jeremiah Johnson	12
NT	65	Matthew Woods	11	NT	74	Lucas Chan	12
T	50	Jakob Moore	12	T	64	Trystan Aspeslet	12
OLB	10	Sam Feeney	11	OLB	84	Frank Meyer	11
MLB	13	Luke Purichia	11	MLB	22	Jef Waugh	12
MLB	20	Nate Meyer	12	MLB	26	Aiden Johnson	12
OLB	19	Wade McAllister	12	OLB	9	Will Calvert	11
CB	16	Ryan Keating	11	CB	2	Noah Dudik	12
FS	12	Colin Guy	11	FS	18	Jack Marsella	12
SS	30	Jack Steadham	11	SS	21	Scott Semler	11
CB	33	Zach Garner	11	CB	14	R.J. Bradshaw	12

Specialists							
Pos	#	Name	Grade	Pos	#	Name	Grade
P	8	Aiden Duncan	12	P	10	Sam Feeney	11
PK	86	Jasper Chapman	11	PK	92	Jackson Schroeder	11
H	87	Zade Kalesperis	12	H	9	Will Calvert	11
PR	2	Noah Dudik	12	PR	16	Ryan Keating	11
LS	87	Zade Kalesperis	12	LS	9	Will Calvert	11
KO	86	Jasper Chapman	11	KO	8	Aiden Duncan	12
KR	23	Jack Weybright	11	KR	88	Daniel Shaw	10

HEAD COACH PROFILE

Name: Rob Doyle
Age: 62
Spouse's Name: Libby
Years Married: 36
Children's Names, Ages: Rob Jr.(33), Kelly (31), Kyle (27)
Current Occupation, Employer: Attorney
No. of Yrs.: 37
If a teacher, what subjects and grades do you teach: n/a

Education

High School Attended, Year Graduated: Andean, 1978
College Attended, Year Graduated: DePauw 1982
Degree(s) / Major: Political Science & English JD-IU Law, 1985

Athletic Participation

Sport	High School Years (ie: 1972, 73)	College Years (ie: 1976, 77)
Football	1974-78	1979-82
Baseball	1976-77	
Track	1975-78	

As a high school or college player, have you ever competed in a State or National Championship Event in any sport? If yes, please give details:

Coaching Experience (Football Only)

Years as Varsity Head Coach at Current School (ie: 5 years): 6 years
Actual Years as Varsity Head Coach at Current School (ie: 1996-2000): 2017-22
Record as Varsity Head Coach at Current School: 62-20
Overall Varsity Head Coaching Record: 62-20
Do you coach any other sports at your school? no

Please list below where you've coached during your career starting with your current position:

School	Head / Asst.	No. of Years (ie: 5)	Actual Years (ie: 1992-present)
Bishop Chatard	Head	6	2017-present
Bishop Chatard	Assistant	11	2005-16

Tournament Championships (As the Varsity Head Coach, list years your team won):

Sectional: 2017, 2018, 2019, 2020, 2022
Regional: 2018, 2019, 2020, 2022
Semi-State: 2019, 2020, 2022
State Championship: 2019, 2020

Something Interesting About You Personally Or Professionally That People Might Not Know:

He had coached Football in the Catholic Youth Organization (CYO) 12 years prior to joining the Bishop Chatard staff



Lawrenceburg Tigers

Class 3A



Lt.	Dk.	Name	Gr.	Ht.	Wt.	Position(s)
1	1	D'Kari Mucker	10	5'10"	164	RB / LB
2	2	Landon Bray	12	6'	162	WR / DB
3	3	Logan Ahaus	11	6'3"	204	QB
4	4	Alex Witte	12	6'1"	187	WR / OLB
5	5	Solomon Fisher	12	6'1"	154	WR / DB
6	6	Sam Cornett	12	6'4"	186	TE / DE
7	7	Teagan Bennett	11	5'9"	182	DB / RB
8	8	Xavier Eads	11	5'11"	162	QB / DB
9	9	Landon Cornett	10	5'11"	147	RB / DB
10	10	Noah Knigga	10	6'2"	193	TE / OLB
11	11	Mavrick Jessee	12	5'6"	183	RB / ILB
12	12	Liam Mitchell	11	6'1"	169	WR / DB
13	13	Jacob Becker	9	5'7"	146	QB / DB
14	14	Brayden Combs	11	5'10"	160	WR / DB
15	15	Brennan Bushman	12	5'10"	167	WR / DB
16	16	James Baker	10	5'7"	140	QB / DB
17	17	Porter Jump	9	5'5"	127	WR / DB
18	18	Aiden Delatte	12	6'2"	173	WR / DB
19	19	Hayden Saylor	11	6'	178	WR / DB
20	20	Isiah Williams	9	5'6"	124	WR / DB
21	21	Zavyn Slayback	11	5'7"	157	WR / DB
22	22	Chase Bradley	12	5'9"	203	TE / DL
23	23	Braxton Gill	9	5'10"	156	TE / DL
24	24	Kinser Pope	9	5'10"	178	TE / ILB
25	25	Mason Todd	9	5'3"	118	WR / DB
26	26	Keaton McGrath	9	6'	155	WR / DB
27	27	Qain Foster	9	5'6"	135	RB / OLB
28	28	Brady Gabbard	11	-	-	-
29	29	Vander LaBazzo	9	5'7"	138	RB / OLB
31	31	Cole Holder	10	5'10"	185	TE / LB
32	32	Aidan Hughes	12	6'2"	167	WR / OLB
34	34	Sam Fisher	9	5'7"	130	WR / DB
35	35	Niko Ferreira	12	5'10"	190	TE / ILB
40	40	Wyatt Engel	9	5'6"	123	WR / DB
42	42	Jake Gourley	11	6'4"	215	TE / DL
44	44	Elijah Freeman	12	6'3"	189	TE / DL
46	46	Colton Allen	9	5'8"	173	OL / DL

Lt.	Dk.	Name	Gr.	Ht.	Wt.	Position(s)
48	48	Michael Gant	11	5'9"	185	OL / DL
50	50	Logan Fehr	10	6'2"	250	OL / DL
51	51	Bryce Hedrick	10	5'8"	182	OL / ILB
52	52	Jacob Pierce	12	6'1"	227	OL / ILB
53	53	Zachary Scribner	9	5'7"	182	OL / DL
54	54	Jake Beare	9	5'11"	178	OL / ILB
55	55	Colton Roth	12	6'1"	240	OL / DL
56	56	Keagan Sturgil	9	5'11"	183	OL / DL
57	57	Sylas Craig	11	5'8"	166	OL / DL
58	58	Matthew Bickers	9	6'	185	TE / DL
60	60	Rylan Erfman	12	6'	205	OL / DL
61	61	Ethan Eberhart	11	4'6"	170	OL / DL
62	62	Logan Lange	12	6'	211	OL / DL
64	64	Noah Redar	10	6'2"	179	OL / DL
66	66	Joey Cavanaugh	11	5'10"	241	OL / DL
67	67	Zachery Nagele	9	6'	170	OL / DL
69	69	Bryson Henry	9	5'6"	226	OL / DL
70	70	Hunter Waldon	9	5'7"	205	OL / DL
73	73	Hunter Perry	10	5'6"	214	OL / DL
74	74	Mclean Manford	11	6'5"	331	OL / DL
75	75	Drake Rorabacher	11	6'1"	167	OL / DL
76	76	Ayden Valeriano	10	5'7"	205	OL / DL
77	77	Garrett Hambrick	11	5'9"	260	OL / DL
78	78	Waylon Lambert	12	5'9"	189	OL / DL
79	79	Colton Moore	9	5'11"	289	OL / DL
80	80	Will Tufts	9	5'6"	155	WR / DB
81	81	Justin Shell	10	5'6"	175	WR / DB
83	83	Ryan Hinthorne	10	5'7"	142	P / K
84	84	Max Longo	11	5'7"	144	WR / DB
85	85	Ronyne Knue	10	6'1"	138	WR / DB
88	88	Emrick Engel	10	5'7"	135	WR / OLB
89	89	Conner Lange	10	6'1"	200	WR / OLB

Lawrenceburg Tigers

Class 3A



Team Statistics

	Lawrenceburg	Opponents
Total Points / Points Per Game	487 / 34.7	85 / 6.07
First Downs / Per Game	219 / 15.6	141 / 10.0
Rushing Yards / Per Game	3,465 / 247.50	870 / 62.14
Passing Yards / Per Game	1,196 / 85.43	101.14 / 101.14
Total Yards / Per Game	4,661 / 332	2,286 / 163.28
Fumbles Recovered By	20	5
Intercepted By	16	4
Total Punts / Punt Average	23 / 36.70	36 / 57.4
Penalties / Total Penalty Yards	77 / 623	80 / 690

Individual Statistics

Scoring		G	TD	1-Pt.	2-Pt.	FG	TP	PPG
7	Teagan Bennett	12	18	0	0	0	108	9.0
4	Alex Witte	14	19	0	2	0	116	8.3
83	Ryan Hinthorne	14	0	56	0	5	71	5.07
19	Hayden Saylor	11	7	0	0	0	42	3.8
14	Brayden Combs	14	5	0	0	0	30	2.3

Rushing		G	Att.	Yds.	TD	YPG	YPC	Long
7	Teagan Bennett	12	206	1410	18	117.5	6.7	90
4	Alex Witte	14	124	1201	18	85.8	9.7	83
35	Niko Ferreira	13	38	288	5	22.2	7.6	33
19	Hayden Saylor	11	36	236	4	21.5	6.6	32

Passing		G	Comp.	Att.	Int.	TD	Yds.	YPG
3	Logan Ahaus	14	75	130	4	11	1106	79.0
8	Xavier Eads	3	2	3	0	2	87	29.0

Receiving		G	Rec.	Yds.	TD	YPG	YPC	Long
19	Hayden Saylor	11	15	219	3	19.9	14.6	69
15	Brennan Bushman	14	12	247	3	17.6	20.6	41
26	Keaton McGrath	8	11	116	2	14.5	10.5	37
14	Brayden Combs	14	13	140	2	10.0	10.76	33

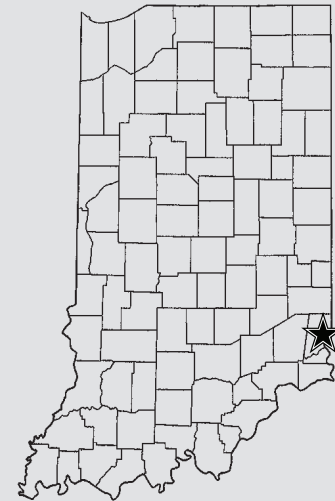
Defense		G	Tackles	For Loss	Sacks	INT	FF	FR
52	Jake Pierce	14	114	10	2	4	2	2
35	Niko Ferreira	14	95	7	0	0	3	0
10	Noah Knigga	14	79	14	4	1	2	1
21	Zavyn Slayback	14	64	1	0	4	2	2
4	Alex Witte	14	50	10	3	0	0	2

State Finals History

State Champion: **(2)** 1975 (1A), 1978 (1A)
 State Runner-Up: **(3)** 1976 (1A), 1985 (2A), 2016 (3A)
 Appearances: **(6)** 1975 (1A), 1976 (1A), 1978 (1A),
 1985 (2A), 2016 (3A), 2022 (3A)



Ryan Knigga
 Head Coach
 112-36 (12th year)
 112-36 (12th year overall)



Team Facts

City/Town: Lawrenceburg
 County: Dearborn
 Superintendent: Karl Galey
 Principal: Bill Snyder
 Athletic Director: Ryan Knigga
 Asst. Athletic Director: Judy Reese
 Athletic Trainer: Amanda Merrell
 Head Coach: Ryan Knigga
 Asst. Coaches: Mike Manford, Kevin Wirsch, Jared Leiker, Ryan Berry, Brad Seymour, Garrett Cavanaugh, Brice Darling, Nick Roth, Dan Hartman, Derrick Barnes, Dennis Payne, Mooch Hamilton, Austin Bowling, Bobby Engel, Dakota Knue, DeMarco Henry
 Student Managers: Madison Heidorn, Katelynn Eberhart, Javier Payne, Kayli Muller, Ronnie Watkins
 Offensive Formation: Power Spread, Wing
 Defensive Formation: Odd Stack
 Colors: Orange and Black
 Conference: Eastern Indiana Athletic
 Enrollment: 739
 Last Year's W-L Record: 11-2
 @LburgTigers

Season Results (13-1)

8/19	at East Central	L	3-38
8/26	Taylor (OH)	W	27-8
9/2	Milan	W	49-12
9/9	Greensburg	W	55-0
9/16	at Franklin County	W	28-0
9/23	at Batesville	W	37-0
9/30	Rushville	W	57-0
10/7	Connersville	W	38-0
10/14	at South Dearborn	W	31-0

Sectional

10/21	at South Dearborn	W	35-6
10/28	at Greensburg	W	28-0
11/4	Batesville	W	33-7

Regional

11/12	at Southridge	W	31-7
-------	---------------	---	------

Semi-State

11/18	Monrovia	W	35-7
-------	----------	---	------

DEPTH CHART

Offense 2 Deep							
Pos	#	Name	Grade	Pos	#	Name	Grade
LT	50	Logan Fehr	10	LT	74	McLean Manford	11
LG	55	Colton Roth	12	LG	62	Logan Lange	12
C	66	Joey Cavanaugh	11	C	64	Noah Redar	10
RG	52	Jake Pierce	12	RG	57	Sylas Criag	11
RT	60	Rylan Erfman	12	RT	67	Zach Nagele	9
TE	10	Noah Knigga	10	TE	6	Sam Cornett	12
RB	7	Teagan Bennett	11	RB	1	D'Kari Mucker	10
RB	4	Alex Witte	12	RB	9	Landon Cornett	10
TE	42	Jake Gourley	11	WR	14	Brayden Combs	11
WR	15	Brennan Bushman	12	WR	26	Keaton McGrath	9
QB	3	Logan Ahaus	11	QB	8	Xavier Eads	11

Defense 2 Deep							
Pos	#	Name	Grade	Pos	#	Name	Grade
DE	6	Sam Cornett	12	DE	75	Drake Rorabacher	11
NG	55	Colton Roth	12	NG	74	McLean Manford	11
DE	44	Eiljah Freeman	12	DE	42	Jake Gourley	11
OSLB	10	Noah Knigga	10	OSLB	88	Emrick Engel	10
ISLB	52	Jake Pierce	12	ISLB	22	Chase Bradley	12
ISLB	35	Niko Ferreira	12	ISLB	11	Mavrick Jessee	12
OSLB	4	Alex Witte	12	OSLB	75	Drake Rorabacher	11
C	5	Solomon Fisher	12	C	9	Landon Cornett	10
FS	21	Zavyn Slayback	11	FS	2	Landon Bray	12
SS	14	Brayden Combs	11	SS	26	Keaton McGrath	9
C	15	Brennan Bushman	12	C	7	Teagan Bennett	11

Specialists							
Pos	#	Name	Grade	Pos	#	Name	Grade
P	83	Ryan Hinthorne	10	P	3	Logan Ahaus	11
PK	83	Ryan Hinthorne	10	PK	64	Noah Redar	10
H	15	Brennan Bushman	12	H	88	Emrick Engel	10
PR	21	Zavyn Slayback	11	PR	15	Brennan Bushman	12
LS	62	Logan Lange	12	LS	66	Joey Cavanaugh	11
KO	83	Ryan Hinthorne	10	KO	83	Ryan Hinthorne	10
KR	14	Brayden Combs	11	KR	19	Hayden Saylor	11

HEAD COACH PROFILE

School: Lawrenceburg

Name: Ryan Knigga

Age: 44

Spouse's Name: Staci Knigga

Years Married: 19

Children's Names, Ages: Noah Knigga, Natalie Knigga (TWINS 16)

Current Occupation, Employer: Lawrenceburg High School Athletic Director

No. of Years: 2 as AD – 20 as Teacher at Lawrenceburg Community Schools

If a teacher, what subjects and grades do you teach: Technology Education

Education:

High School Attended, Year Graduated: Lawrenceburg High School, 1996

College Attended, Year Graduated: Indiana State University, 2001

Degree(s) / Major: Technology Education

Athletic Participation		
Sport	High School Years <small>(ie: 1972, 73)</small>	College Years <small>(ie: 1976, 77)</small>
Football	1992-1996	1996-2001
Basketball	1992 - 1996	
Baseball	1992-1996	

As a high school or college player, have you ever competed in a State or National Championship Event in any sport? If yes, please give details: No – Just as a Head Football Coach in 2016

Coaching Experience (Football Only)

Years as Varsity Head Coach at Current School (ie: 5 years): 12
Actual Years as Varsity Head Coach at Current School (ie: 1996-2000): 2011-Present
Record as Varsity Head Coach at Current School: 112-36
Overall Varsity Head Coaching Record: 112-36
Do you coach any other sports at your school? No

Please list below where you've coached during your career starting with your current position:			
School	Head / Asst.	No. of Years <small>(ie: 5)</small>	Actual Years <small>(ie: 1992-present)</small>
Lawrenceburg High School	Head Coach	12	2011 - Present
East Central High School	Assistant Coach	6	2010-2005
Lawrenceburg High School	Assistant Coach	4	2001-2004

Tournament Championships (As the Varsity Head Coach, list years your team won):

Sectional: 2022, 2021, 2020, 2019, 2017, 2016, 2012

Regional: 2022, 2016

Semi-State: 2022, 2016

State Championship:

Something interesting about you personally or professionally that people might not know:

I am currently the Athletic Director & Head Football Coach

I am an only child

I am the father of Twins – One boy Noah (on the team #10) and Natalie Knigga

My wife Staci and I both received athletic scholarships to Indiana State University



New Prairie Cougars

Class 4A



Lt.	Dk.	Name	Gr.	Ht.	Wt.	Position(s)
2	2	Noah Mungia	12	5-9	188	RB
4	4	Hayden Scott	10	5-11	167	RB / LB
5	5	Reese Lapczynski	11	5-11	161	WR / DB
6	6	Brady Burnett	12	5-9	160	DB / LB
7	7	Marshall Kmiecik	11	6-0	177	QB
8	8	Brice VanBruaene	12	5-9	140	DB
9	9	Jaxson Shipley	11	5-11	158	DB
10	10	Trenton Mamazza	9	5-8	122	QB / DB
11	11	Kole Staley	12	6-2	213	LB
12	12	Hayden Whitenack	10	5-9	151	LB
14	14	Austin Miller	9	5-6	134	WR / DB
15	15	Reed Robinson	9	5-9	167	QB
16	16	Zach Henrich	10	5-9	152	RB / DB
17	17	Dylan Wilson	11	6-0	175	LB / TE
18	18	Keegan Taylor	10	5-4	124	WR / DB
19	19	Alexander Morse	10	5-10	151	WR / LB
20	20	Jacob Rypma	10	6-0	168	WR / LB
21	21	Brock Barcevic	10	5-11	164	RB / LB
22	22	Trenton Klute	11	5-11	162	RB / DB
23	23	Peyton Pemberton	10	5-8	136	WR / DB
24	24	Matthew Ogle	9	5-7	134	RB / DB
25	25	Dallas Ryans	12	5-7	152	WR / RB
26	26	Noah Oberle	9	5-5	131	RB / LB
27	27	Logan Chalik	9	5-6	135	K
28	28	Ashton Youngblood	12	5-10	150	LB / DB
29	29	Blake Morse	12	5-9	180	TE / LB
31	31	Beau Kmiecik	10	6-0	155	WR / DB
34	34	Brock Sinka	11	5-8	184	RB / LB
35	35	Maddox Franklin	11	5-10	145	LB / TE
36	36	Nick Pinter	10	5-9	140	WR / DB
37	37	Adam Salat	12	5-9	161	DB
39	39	Lathon Rhodes	10	5-10	155	DB / TE
40	40	Alexander Anderson	10	5-9	145	LB / TE
41	41	Xander Freeman	9	5-10	170	RB / LB
42	42	Lukis Maupin	10	6-4	187	LB / TE
43	43	Matthew Source	11	6-2	193	TE / LB
44	44	Nathan Andrysiak	12	5-10	218	LB / TE
45	45	Robert Putz	9	5-9	169	LB / TE
46	46	Aden Murray	9	5-4	120	LB / TE
48	48	Nolan Freeman	11	5-10	188	LB / TE
49	49	Nickolas Henrich	9	5-9	172	LB / TE
50	50	Tucker Bernard	10	5-8	235	OL / DL

Lt.	Dk.	Name	Gr.	Ht.	Wt.	Position(s)
51	51	Bryce Bell	10	5-11	171	DL / OL
52	52	Caleb Miller	9	5-11	230	OL / DL
53	53	Patrick Firanek	10	5-11	178	OL / DL
54	54	Breyden Koch	10	6-0	227	OL / DL
55	55	Lane Sult	9	5-10	240	OL / DL
56	56	Michael McCormick	11	6-6	230	OL / DL
57	57	Jacob Mrozinski	12	6-0	251	OL / DL
58	58	Landon Kieffer	12	5-8	215	OL
59	59	Owen Chalik	11	5-9	125	K
60	60	Thaddeus Lagodney	10	5-11	166	DL / TE
61	61	James Snyder	10	5-11	254	OL / DL
62	62	Sam Hobart	12	6-0	304	OL
63	63	Alexander Barnett	9	5-10	201	OL / DL
64	64	Nicholas Sorce	11	6-1	222	OL
65	65	Johnathon Klosinski	11	5-11	228	DL / OL
66	66	Hunter Nelson	9	6-4	146	OL / DL
67	67	Andrew Anderson	9	5-5	168	OL / DL
68	68	Henry Luczkowski	9	6-0	224	OL / DL
70	70	Caleb Kazmierzak	10	5-10	236	OL / DL
71	71	Wyatt Keller	10	5-11	215	OL / DL
72	72	Martial Hobbs	11	5-9	200	OL
73	73	Dustin Bartoszewicz	12	6-0	271	OL
74	74	Riley Masters	9	5-8	186	OL / DL
75	75	Connor Pflughaupt	12	6-3	245	OL
76	76	Connor Meehan	11	5-11	192	OL / DL
77	77	Dominic Sisk	11	6-3	220	OL
78	78	Michael McLaughlin	12	6-0	223	OL
79	79	Christian Johnson	11	5-10	243	OL / DL
80	80	Blake Walker	9	5-9	144	RB / DB
81	81	Isiah King	9	5-10	159	TE / DE
82	82	Isaac Fronk	10	6-2	188	DL / TE
83	83	Gideon Francisco	10	6-0	158	TE / LB
84	84	Aidan Ziegler	11	6-0	200	DL / TE
85	85	Caiden Paredes	11	5-8	172	LB / TE
86	86	Evan Mayfield	11	5-10	168	LB / TE
87	87	Brandon Williams	9	5-3	146	TE / LB
88	88	Tayvion Ortman	12	6-5	225	LB / TE
89	89	Bryker Poffenberger	9	5-8	180	DL / OL
90	90	Noah Keller	10	5-6	171	DL / OL
91	91	Giovanni Parras	9	5-7	195	DL / OL
95	95	Stephen Kinlaw	10	5-9	162	OL / DL
97	97	Brady Kessler	11	5-10	166	OL / DL


New Prairie Cougars

Class 4A



Team Statistics

	New Prairie	Opponents
Total Points / Points Per Game	49.3 / 35.2	149 / 10.6
First Downs / Per Game	N/A	N/A
Rushing Yards / Per Game	3738 / 267	N/A
Passing Yards / Per Game	1198 / 85.6	N/A
Total Yards / Per Game	4936 / 352.6	N/A
Fumbles Recovered By	7	-
Intercepted By	22	-
Total Punts / Punt Average	33 / 31.3	N/A
Penalties / Total Penalty Yards	N/A	N/A



Individual Statistics

Scoring		G	TD	1-Pt.	2-Pt.	FG	TP	PPG
2	Noah Mungia	14	25	0	0	0	-	10.7
7	Marshall Kmiecik	14	14	0	0	0	-	6.0
59	Owen Chalik	14	0	54	0	2	-	4.3
57	Jacob Mrozinski	14	8	0	0	0	-	4.0
34	Brock Sinka	13	6	0	0	0	-	2.82

Rushing		G	Att.	Yds.	TD	YPG	YPC	Long
2	Noah Mungia	14	247	1868	21	133.4	7.6	66
7	Marshall Kmiecik	14	159	1331	14	95	8.4	70
34	Brock Sinka	13	51	246	4	18.9	4.8	50
57	Jacob Mrozinski	14	23	105	8	8.8	4.6	22


Passing		G	Comp.	Att.	Int.	TD	Yds.	YPG
7	Marshall Kmiecik	14	54	119	5	16	1198	85.6

Receiving		G	Rec.	Yds.	TD	YPG	YPC	Long
25	Dallas Ryans	14	20	436	4	31.1	21.8	62
5	Reece Lapczynski	8	9	286	4	35.8	31.8	64
2	Noah Mungia	14	7	149	3	10.6	21.3	49
34	Brock Sinka	13	2	88	1	6.8	44	81

Defense		G	Tackles	For Loss	Sacks	INT	FF	FR
88	Tayvion Ortman	14	130	5	2	2	0	1
4	Hayden Scott	14	94	1	0	4	0	1
44	Nathan Andrysiak	14	86	4	3	0	0	1
17	Dylan Wilson	14	64	8	6	0	0	0
6	Brady Burnett	14	60	1	0	1	0	0

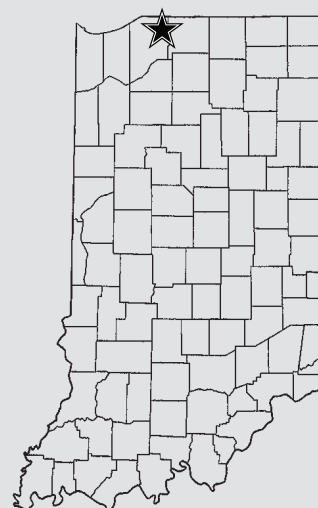
State Finals History

State Runner-Up: **(1)** 2014 (4A)
 Appearances: **(2)** 2014 (4A), 2022 (4A)



Casey McKim
 Head Coach
 29-9 (3rd year)

29-9 (3rd year overall)



Team Facts

City/Town: New Carlisle
 County: LaPorte
 Superintendent: Dr. Paul White
 Principal: J.R. Shelt
 Athletic Director: Ben Bachmann
 Athletic Trainers: Julie Griffin, Melissa Suth
 Head Coach: Casey McKim
 Asst. Coaches: Bill Gumm, Nolan Back, Bobby Whitenack, Jim Schwingendorf, Frank Hobart, Josh Bolakowski, Jeff Edinger, Kenny Shipley, Jacob Pinter, Tim McAlpin, Mark Schellinger, Cody Downs
 Student Managers: Madison Bicker, Addyson Kieffer, Aubrey Manley, Alivia Morris, Eliza Paredes, Savannah Putman, Gabriella Wiesemann
 Offensive Formation: Power Spread
 Defensive Formation: Multiple, 3-3
 Colors: Navy Blue and Old Gold
 Conference: Northern Indiana
 Enrollment: 1002
 Last Year's W-L Record: 11-3
 @nphs_athletics

Season Results (13-1)

8/19	LaPorte	W	35-0
8/26	at Goshen	W	33-14
9/2	at Lowell	W	24-7
9/9	at Mishawaka Marian	W	34-14
9/16	South Bend St. Joseph	W	38-7
9/23	South Bend Adams	W	49-2
9/30	at South Bend Riley	W	42-21
10/7	at Penn	L	0-21
10/14	Elkhart	W	35-7

Sectional

10/21	Kankakee Valley	W	47-6
10/28	at Lowell	W	42-6
11/4	at Hobart	W	49-28

Regional

11/11	Northridge	W	55-7
-------	------------	---	------

Semi-State

11/18	at Kokomo	W	10-9
-------	-----------	---	------

DEPTH CHART

Offense 2 Deep							
Pos	#	Name	Grade	Pos	#	Name	Grade
QB	7	Marshall Kmiecik	11	QB	15	Reed Robinson	9
RB	2	Noah Mungia	12	RB	34	Brock Sinka	11
LT	77	Dominic Sisk	11	LT	56	Michael McCormick	11
LG	57	Jacob Mrozinski	12	LG	58	Landon Kieffer	12
C	73	Dustin Bartoszewicz	12	C	79	Christian Johnson	11
RG	65	Jonathon Klosinski	11	RG	71	Wyatt Keller	10
RT	75	Connor Pflughaupt	12	RT	72	Martial Hobbs	11
TE	44	Nathan Andrysiak	12	TE	43	Matthew Sorce	11
TE	29	Blake Morse	12	TE	11	Kole Staley	12
TE	48	Nolan Freeman	11	WR	31	Beau Kmiecik	10
WR	25	Dallas Ryans	12	WR	5	Reece Lapcynski	11

Defense 2 Deep							
Pos	#	Name	Grade	Pos	#	Name	Grade
DL	84	Aidan Ziegler	11	DL	82	Isaac Fronk	10
DL	57	Jacob Mrozinski	12	DL	85	Caiden Paredes	11
DL	17	Dylan Wilson	11	DL	79	Christian Johnson	11
LB	88	Tayvion Ortman	12	LB	43	Matthew Sorce	11
LB	44	Nathan Andrysiak	12	LB	48	Nolan Freeman	11
LB	11	Kole Staley	12	LB	22	Trenton Klute	11
OLB	6	Brady Burnett	12	OLB	12	Hayden Whitenack	10
OLB	34	Brock Sinka	11	OLB	21	Brock Barcevic	10
CB	8	Brice VanBruaene	12	CB	31	Beau Kmiecik	10
CB	25	Dallas Ryans	12	CB	28	Ashton Youngblood	12
FS	4	Hayden Scott	10	FS	39	Lathon Rhodes	10

Specialists							
Pos	#	Name	Grade	Pos	#	Name	Grade
P	7	Marshall Kmiecik	11	P	43	Matthew Sorce	11
PK	59	Owen Chalik	11	PK	65	Jonathon Klosinski	11
H	11	Kole Staley	12	H	7	Marshall Kmiecik	11
PR	8	Brice VanBruaene	12	PR	25	Dallas Ryans	12
LS	57	Jacob Mrozinski	12	LS	60	Thaddeus Lagodney	10
KO	59	Owen Chalik	11	KO	65	Jonathon Klosinski	11
KR	2	Noah Mungia	12	KR	25	Dallas Ryans	25

HEAD COACH PROFILE

School: New Prairie High School

Name: Casey McKim

Age: 36

Spouse's Name: N/A

Years Married: N/A

Children's Names, Ages: N/A

Current Occupation, Employer: Social Studies Teacher, New Prairie High School

No. of Years: 15 Total, 3 at current employer

If a teacher, what subjects and grades do you teach: US History, Government, Economics, Indiana Studies, grades 9-12

Education

High School Attended, Year Graduated: Valparaiso High School, 2004

College Attended, Year Graduated: Purdue University (West Lafayette), 2008

Degree(s) / Major: Social Studies Education

Athletic Participation		
Sport	High School Years (ie: 1972, 73)	College Years (ie: 1976, 77)
Football	2000-2004	
Track	2000-2004	
Basketball	2000	

As a high school or college player, have you ever competed in a State or National Championship Event in any sport? If yes, please give details: Played on special teams for the 2001 Valparaiso HS State Runner-Up team

Coaching Experience (Football Only)

Years as Varsity Head Coach at Current School (ie: 5 years): 3 years

Actual Years as Varsity Head Coach at Current School (ie: 1996-2000): 2020-2022

Record as Varsity Head Coach at Current School: 29-9

Overall Varsity Head Coaching Record: 29-9

Do you coach any other sports at your school? No

Please list below where you've coached during your career starting with your current position:			
School	Head / Asst.	No. of Years (ie: 5)	Actual Years (ie: 1992-present)
New Prairie High School	Head	3	2020-Present
Valparaiso High School	Asst	8	2012-2020
Blackford County High School	Asst	3	2009-2012
Kreuger Middle School (Michigan City)	Asst	1	2008

Tournament Championships (As the Varsity Head Coach, list years your team won):

Sectional: 2004, 2006, 2013, 2014, 2017, 2019, 2021, 2022

Regional: 2004, 2014, 2021, 2022

Semi-State: 2014, 2022

State Championship:

Something interesting about you personally or professionally that people might not know:

I was a football manager at Purdue between the years of 2004-2008 under Joe Tiller.



East Central Trojans

Class 4A



Lt.	Dk.	Name	Gr.	Ht.	Wt.	Position(s)
1	1	Eli Aston	12	5-11	170	RB / DB
1	1	Karson Dorsey	9	5-11	127	WR / DB
2	2	Sam Chips	12	5-10	160	K / LB
2	2	Nate Sierra	9	5-7	136	RB / DB
3	3	Trae Ohmer	12	5-11	170	RB / DB
3	3	Nolan Maple	9	6-0	140	QB / DB
4	4	Jace Dorsey	11	6-2	172	WR / DB
5	5	Carson Pieczonka	10	6-0	170	WR / LB
6	6	Rhett Smith	12	6-1	180	RB / LB
7	7	Cole Burton	11	6-1	187	QB / DB
8	8	Louis Gray	12	5-11	211	FB / DL
9	9	Moses Wheat	11	6-0	165	QB / DB
10	10	Tanner Draper	9	5-10	142	WR / DB
11	11	Cole Wheat	12	6-4	175	WR / DB
12	12	Chase Bellman	11	6-0	178	WR / DB
13	13	Elijah Sehlorst	9	5-11	140	QB / DB
14	14	Carson Koelling	12	6-1	180	WR / DB
14	14	Trevor Perkins	9	6-2	160	TE / LB
15	15	Josh Ringer	11	6-2	195	RB / DB
16	16	Joseph Messer	9	5-8	125	WR / DB
17	17	Austin Makrancy	9	5-10	160	TE / LB
18	18	Mathew Metzger	11	6-0	144	WR / DB
18	18	Aaron Mayer	9	6-1	151	WR / DB
19	19	Jacob Genetti	11	5-9	177	WR / DB
20	20	Ryan Brotherton	11	6-4	194	WR / DB
21	21	Andrew Roy	12	5-8	145	RB / LB
22	22	Andrew McCool	10	5-10	150	QB / DB
23	23	Jeremy Proctor	12	5-10	155	WR / DB
24	24	Carson Roth	9	5-4	110	RB / DB
25	25	Ryan Stenger	12	6-2	206	WR / DB
26	26	Haiden Melton	9	5-11	158	TE / LB
27	27	Tyler Bruner	11	5-8	135	WR / DB
28	28	Gavin Berting	10	6-0	140	WR / DB
29	29	Matthew Roy	10	5-7	125	WR / DB
31	31	AJ Garrison	11	5-10	182	RB / LB
31	31	Logan Greer	9	5-5	113	WR / DB
32	32	Caden Wheat	11	6-0	175	TE / LB
33	33	Zander Roope	11	6-2	170	TE / DL
34	34	Miles Inman	10	6-1	155	WR / DB
35	35	Brendin Kolter	10	6-2	170	TE / LB
36	36	Dylan Maxwell	11	6-1	193	RB / LB
37	37	Cole Sebastian	10	6-1	157	TE / LB
38	38	Isaac Smith	12	5-11	170	TE / DL
38	38	Nyden Euson	9	5-7	136	WR / DB
39	39	Tyler Stenger	9	5-6	110	WR / DB
40	40	Alex Kuhn	10	6-1	186	RB / LB
41	41	Nathan McFee	10	6-0	170	K
42	42	Logan Morris	11	5-9	190	FB / LB
43	43	Connor Kuhn	11	5-11	206	RB / LB
44	44	Joey Herth	12	6-1	203	TE / DL
45	45	Adam Rosemeyer	12	6-3	187	TE / LB
46	46	Brayden Rouse	11	6-1	196	TE / LB
47	47	Tank Chambers	9	5-9	147	RB / LB

Lt.	Dk.	Name	Gr.	Ht.	Wt.	Position(s)
48	48	Tyler Cook	10	6-4	174	WR / DB
49	49	Sam Mueller	10	6-0	170	WR / DB
50	50	Remus Reatherford	10	6-3	270	OL / DL
51	51	Logan Bleh	10	5-11	200	OL / DL
52	52	Carson Mapes	11	5-11	270	OL / DL
53	53	Troy Randolph	9	5-7	160	OL / DL
54	54	Josh Metzger	9	5-8	140	OL / DL
55	55	RJ Seig	11	6-2	230	OL / LB
56	56	Braden Becknell	10	5-11	175	OL / DL
57	57	Parker Manning	10	5-8	174	OL / DL
58	58	Camlin Schuster	9	5-8	178	OL / DL
59	59	Ayden Stutz	12	5-11	253	OL / DL
60	60	Colin Engle	11	6-0	241	OL / DL
61	61	Christian Garrison	12	6-0	221	OL / DL
62	62	Kobey Collins	9	5-11	202	OL / DL
63	63	Zavier Stauter	9	6-2	222	OL / DL
64	64	Eli Ertel	11	6-3	205	OL / DL
65	65	Gavin Osterman	9	6-2	265	OL / DL
66	66	Isaac Williams	10	6-3	215	OL / DL
67	67	Logan Colyer	9	6-0	215	OL / DL
68	68	Jacob Sedgebeer	12	6-5	287	OL / DL
69	69	Brayden Bates	12	6-6	289	OL / DL
70	70	DerZell Wallace	10	6-0	296	OL / DL
71	71	Wyatt Smith	10	5-10	196	OL / DL
72	72	Noah Annis	12	5-11	232	OL / DL
73	73	Noah Schneider	11	6-3	296	OL / DL
74	74	Cody Riehle	9	6-1	235	OL / DL
75	75	Patrick Schneider	12	6-0	272	OL / DL
76	76	Wyatt Metcalf	10	5-10	270	OL / DL
77	77	Michael Hilliker	11	6-1	215	OL / DL
78	78	Jake Lutz	9	6-2	156	OL / DL
79	79	Billy Hernandez	12	6-2	250	OL / DL
80	80	Carter Smith	9	6-0	142	TE / LB
81	81	Ryan Hughes	11	6-0	170	TE / DL
82	82	Robbie Bleh	11	6-0	175	WR / DB
83	83	Bradley Flowers	10	5-7	136	WR / DB
84	84	Michael Hutchins	12	6-1	170	TE / LB
85	85	Connor Reifenberger	10	5-5	110	WR / DB
86	86	Carson Ibold	9	5-7	110	WR / DB
87	87	Peter Coleman	12	5-10	176	WR / DB
88	88	Gabriel Tully	10	6-0	140	WR / DB
89	89	Aiden Feldkamp	11	6-0	152	WR / DB
90	90	Gabriel Campbell	10	6-0	140	TE / DL
91	91	Evan Deters	9	6-1	218	TE / DL
92	92	Ethan Meadows	12	6-3	300	TE / DL
93	93	Kingston Cook	12	6-4	215	TE / DL
94	94	Conner Small	12	5-10	185	TE / DL
95	95	Hank Timon	9	6-3	174	TE / LB
96	96	Wyatt Bischoff	9	5-9	130	TE / LB
97	97	Jentzen Carter	11	6-2	186	TE / DL
98	98	Trey Nishime	9	5-11	200	TE / DL
99	99	Kaiden Brock	9	5-8	127	TE / LB

East Central Trojans

Class 4A



Team Statistics

	East Central	Opponents
Total Points / Points Per Game	533 / 38.7	149 / 10.6
First Downs / Per Game	185 / 13.2	120 / 8.6
Rushing Yards / Per Game	3409 / 243.5	993 / 70.9
Passing Yards / Per Game	1949 / 139.2	1281 / 91.5
Total Yards / Per Game	5358 / 382.7	2274 / 162.4
Fumbles Recovered By	6	11
Intercepted By	14	8
Total Punts / Punt Average	19 / 34.2	73 / 29.2
Penalties / Total Penalty Yards	78 / 753	54 / 585

Individual Statistics

Scoring	G	TD	1-Pt.	2-Pt.	FG	TP	PPG
15 Josh Ringer	14	38	0	0	0	228	16.2
20 Ryan Brotherton	14	15	0	0	0	90	6.4
41 Nathan McFee	14	0	57	0	2	63	4.5
1 Eli Ashton	14	8	0	0	0	48	3.4
7 Cole Burton	13	6	0	1	0	38	2.7

Rushing	G	Att.	Yds.	TD	YPG	YPC	Long
15 Josh Ringer	14	258	2197	35	156.9	8.6	69
20 Ryan Brotherton	14	102	596	3	42.6	5.8	28
3 Trae Ohmer	9	37	193	2	14.8	5.2	41
7 Cole Burton	13	49	96	6	7.3	2.1	68

Passing	G	Comp.	Att.	Int.	TD	Yds.	YPG
7 Cole Burton	13	93	149	6	22	1744	134.2
14 Carson Koelling	2	10	16	1	0	177	88.5

Receiving	G	Rec.	Yds.	TD	YPG	YPC	Long
20 Ryan Brotherton	14	33	841	11	60.1	25.5	88
1 Eli Ashton	14	42	612	7	43.7	14.6	50
15 Josh Ringer	14	18	320	3	22.8	17.7	52
11 Cole Wheat	3	4	71	0	23.6	17.8	29

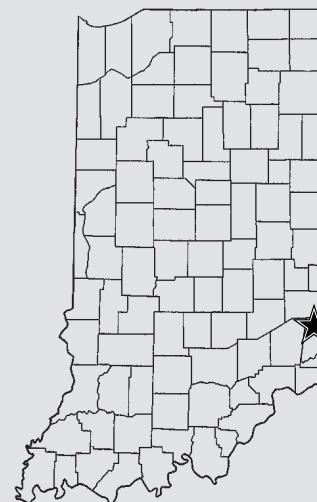
Defense	G	Tackles	For Loss	Sacks	INT	FF	FR
46 Brayden Rouse	14	77	9	5	0	0	1
36 Dylan Maxwell	14	72	10.5	4	1	0	0
8 Louis Gray	14	52	11	3.5	0	0	0
6 Rhett Smith	13	50	3	2	1	0	0
43 Conner Kuhn	14	51	4	2	1	0	0

State Finals History

State Champion: **(2)** 1994 (4A), 2017 (4A)
 State Runner-Up: **(2)** 1993 (4A), 2015 (4A)
 Appearances: **(5)** 1993 (4A), 1994 (4A), 2015 (4A),
 2017 (4A), 2022 (4A)



Jake Meiners
 Head Coach
 41-9 (4th year)
 41-9 (4th year overall)



Team Facts

City/Town: St. Leon
 County: Dearborn
 Superintendent: Dr. Andrew Jackson
 Principal: Tom Black
 Athletic Director: Don Stonefield
 Athletic Trainer: Sammi Hendricks
 Head Coach: Jake Meiners
 Asst. Coaches: Scott Schwarz, Tom Harris,
 Lou Sipe, Steve Medlock, Cody Meyer,
 Doug Hoog, Randy Maxwell, Mike Wheat,
 Scott Hall, Tyler Hall, Dan Foster,
 David Browndyke, Pat Hutchins, Scott Greiwe,
 Tony Henson, Carl Peiczonka, Stan Greiwe,
 Dennis Stonefield, Spencer Powell,
 Andrew Shaver
 Student Managers: Koby Kahny,
 Emma Reatherford, Caydence Newton,
 Emmit Trent, Quinn Burdette, Leeland Kahny
 Offensive Formation: Multiple
 Defensive Formation: Odd Front
 Colors: Red, White, and Black
 Conference: Eastern Indiana Athletic
 Enrollment: 1305
 Last Year's W-L Record: 10-3
 @ECTrojanSports

Season Results (12-2)

8/19 Lawrenceburg W 38-3
 8/26 at Harrison (OH) W 41-17
 9/3 at Cincinnati Moeller (OH) L 14-43
 9/9 Franklin County W 54-0
 9/16 Batesville W 35-0
 9/23 at South Dearborn W 48-6
 9/30 at Connersville W 42-14
 10/7 Guerin Catholic W 41-17
 10/14 Roncalli L 19-21

Sectional

10/21 Edgewood W 53-0
 10/28 at Silver Creek W 42-6
 11/4 Martinsville W 47-0

Regional

11/11 at Evansville Memorial W 35-21

Semi-State

11/18 Roncalli W 24-21

HEAD COACH PROFILE

School: East Central High School

Name: Jake Meiners

Age: 32

Spouse's Name: Alicia Meiners

Years Married: 9

Children's Names, Ages: Guinn (6), Oakley (5), Landry (5) and Ada (1)

Current Occupation, Employer: English Teacher, East Central High School

No. of Years: 9

If a teacher, what subjects and grades do you teach: English 10

Education

High School Attended, Year Graduated: East Central, 2009

College Attended, Year Graduated: Franklin College, 2013

Degree(s) / Major: English & Secondary Education

Athletic Participation		
Sport	High School Years <small>(ie: 1972, 73)</small>	College Years <small>(ie: 1976, 77)</small>
Football	2005, 06, 07, 08	2009
Baseball	2006, 07, 08, 09	2010,2011
Basketball	2006, 07, 08, 09	-

As a high school or college player, have you ever competed in a State or National Championship Event in any sport? If yes, please give details: no

Coaching Experience (Football Only)

Years as Varsity Head Coach at Current School (ie: 5 years): 4 years

Actual Years as Varsity Head Coach at Current School (ie: 1996-2000): 4 years

Record as Varsity Head Coach at Current School: 41-9

Overall Varsity Head Coaching Record: 41-9

Do you coach any other sports at your school? No

Please list below where you've coached during your career starting with your current position:			
School	Head / Asst.	No. of Years <small>(ie: 5)</small>	Actual Years <small>(ie: 1992-present)</small>
East Central High School	Head Coach	4	2019 - Present
East Central High School	Asst.	5	2014-2018
Franklin County High School	Asst.	1	2013

Tournament Championships (As the Varsity Head Coach, list years your team won):

Sectional: 2021 & 2022

Regional: 2022

Semi-State: 2022

State Championship: xxx

Something interesting about you personally or professionally that people might not know:

Married high school sweet heart. Both Graduates of East Central.



Valparaiso Vikings

Class 5A



Lt.	Dk.	Name	Gr.	Ht.	Wt.	Position(s)	Lt.	Dk.	Name	Gr.	Ht.	Wt.	Position(s)
1	1	Scotty Bradney	11	5-10	145	WR	50	50	Jacob Land	12	5-10	245	OL
1	1	Jermone Lofton	11	5-10	190	LB	50	50	Jonah McMeans	10	5-9	200	DL
2	2	Chase Schroeder	12	5-11	165	DB	51	51	Michael Rodriguez	12	5-8	245	DL
2	2	Jacob Moore	10	6-0	170	QB	52	52	Charlie Hammon	12	6-0	230	OL
4	4	Thomas Burda	10	5-8	205	RB	53	53	Evan Lazar	11	5-9	200	DL
4	4	Jackson Jobbe	10	6-0	145	DB	53	53	Nick Leyden	11	5-7	185	OL
5	5	Justin Clark	11	6-2	165	QB	54	54	Matt Hofer	11	6-5	275	OL
5	5	Joseph Rochon	10	5-9	120	WR	54	54	Christian Daniels	10	5-11	250	OL
6	6	Peter Crossin	12	6-0	185	LB	55	55	Aaron Schuitema	10	6-3	270	OL
7	7	Dillon Tursman	12	5-6	150	DB	56	56	Ruben Hernandez	11	5-6	180	LB
8	8	Grady Taylor	12	5-11	170	LB	57	57	Adam Heaviland	10	5-10	190	OL
8	8	Andrew Alcorn	11	6-1	190	QB	58	58	Caiden Reeder	10	5-10	260	OL
9	9	Travis Davis	11	6-0	220	RB	59	59	Riley Oldham	10	5-10	255	OL
10	10	Jonah Kyle	12	6-0	190	LB	59	59	Alex Burkett	9	6-2	230	OL / DL
10	10	Jeremy Kyle	10	5-4	110	WR	60	60	Nick Luna	9	5-10	225	OL / DL
11	11	Michael Sullivan	12	6-2	185	TE	61	61	Adrian Bindel	10	5-10	200	OL
11	11	Brendan Gaghan	10	5-10	180	LB	62	62	Dylan McGuire	11	5-11	190	DL
12	12	Ian Wilson	12	6-0	195	QB	62	62	Gordon Wineland	10	5-10	205	OL
13	13	Daryl Davis	12	5-11	185	TE	64	64	Carter Land	10	5-6	195	OL
14	14	Cameron Danzy	12	6-2	180	WR	65	65	Ben Rykard	11	6-2	250	OL
15	15	Tyres Morris	10	5-5	120	DB	66	66	Blake Wall	10	6-3	260	OL
16	16	Tyler VerSchure	11	5-8	160	DB	67	67	Isaak Schuitema	12	6-4	260	OL
16	16	Sam Thorgren	9	5-8	155	LB / TE	68	68	Grant Anderson	11	6-0	280	OL
17	17	Connor McCall	12	6-4	215	TE / DE	69	69	Isaac Laughry	11	6-2	290	DL
18	18	Kellan Hosok	9	6-3	165	QB / LB	70	70	Ryan Barrasas	10	5-8	215	OL
19	19	Gavin Filan	10	5-5	150	DB	71	71	David Gonzalez-Ortiz	11	5-3	245	OL
20	20	Noah Sena	9	5-9	150	WR / DB	72	72	Cayleb Sharp	10	6-2	280	OL
21	21	Jacob Clardy	12	5-11	200	RB	73	73	Austin Antolik	11	6-1	255	OL
21	21	Jordan Cygan	10	6-1	160	WR	74	74	DeAndre Price	10	6-2	305	OL
22	22	Alex Powell	12	5-7	170	DB	75	75	Omar Delgado	10	6-1	225	OL
23	23	Tanner Young	11	5-11	200	DL	76	76	Nikola Janeski	10	6-0	235	OL
24	24	Julian Stokes	10	6-0	165	WR	77	77	Drake Wiening	12	6-2	270	OL
26	26	Mason Adams	10	5-10	150	RB	78	78	Dylan Glickauf	11	5-6	210	OL
27	27	TJ Watkins	11	5-9	175	DB	79	79	Christian Sutliff	10	5-9	235	OL
27	27	Aidan DiCarlo	10	5-11	165	LB	80	80	Tyse Morris	10	5-9	145	LB
28	28	Lily Green	10	5-5	135	WR	81	81	Carter Emmett	11	5-7	160	WR
29	29	Ethan Poisel	9	6-0	165	WR / DL	82	82	Drayden Wilcox	10	5-11	195	TE
31	31	Demari Gordon	10	5-10	150	WR	82	82	Colin Langley	10	5-11	150	RB
32	32	Sammy Ampeliotis	11	6-0	165	DB	84	84	Miles O'Shea	11	5-11	175	WR
33	33	Xander Corning	11	5-9	180	LB	85	85	Charles Kopp	10	5-11	150	WR
34	34	Evan Olson	11	6-2	170	TE	86	86	Evan McCauley	12	6-2	160	DL
35	35	Trey Shelton	11	6-2	230	TE	87	87	Aaen Perez	11	5-10	160	WR
37	37	Alex Rodriguez	12	5-11	200	LB	88	88	Logan Pruznak	11	5-11	155	WR
38	38	Rocco Micciche	12	5-7	150	WR	89	89	Keegan Begley	10	6-2	230	TE
39	39	Henry Gilliana	11	5-9	145	RB	90	90	Brayden Brown	12	5-11	150	WR
40	40	Jonathan Williams	12	5-8	185	LB	90	90	Miles Sark	10	6-1	140	DB
41	41	Tyler Young	12	6-0	225	DL	91	91	Cameron Waldon	10	6-3	195	DL
42	42	Caleb Ortiz	11	5-9	205	DL	92	92	CJ McCauley	11	5-9	160	DL
43	43	Thomas Ampeliotis	10	5-11	155	LB	93	93	Jackson Kopp	12	6-0	170	K / P
44	44	Max Maurek	11	5-11	155	WR	94	94	Zachary Brown	12	6-2	230	DL
44	44	Austen MacKenzie	10	5-4	135	WR	94	94	Lucas Bartlett	10	5-9	145	WR
45	45	Brady Blaschke	11	5-10	230	DL	96	96	Ian Dutz	10	6-0	130	WR
46	46	Jake Niksch	12	6-1	190	TE	97	97	Miles Tursman	10	5-10	150	LB
46	46	Ben Fedorchak	9	5-11	180	RB / LB	97	97	Trevor Faughnder	9	5-9	150	K / P
47	47	Ty Veen	11	5-11	215	LB	98	98	Parker Gleason	11	5-11	230	DL
48	48	Adam Seay	10	5-8	165	LB	99	99	Christian Paredes	11	5-8	205	DL
49	49	Aidan Taskoff	11	5-10	195	LB							

Valparaiso Vikings

Class 5A



Team Statistics

	Valparaiso	Opponents
Total Points / Points Per Game	322 / 25	195 / 15
First Downs / Per Game	232 / 18	153 / 12
Rushing Yards / Per Game	3162 / 243	1300 / 100
Passing Yards / Per Game	1130 / 87	1666 / 128
Total Yards / Per Game	4292 / 330	2966 / 228
Fumbles Recovered By	3	7
Intercepted By	20	5
Total Punts / Punt Average	47 / 30	56 / 33
Penalties / Total Penalty Yards	53 / 480	72 / 610

Individual Statistics

Scoring		G	TD	1-Pt.	2-Pt.	FG	TP	PPG
9	Travis Davis	8	11	0	1	0	67	8
4	Thomas Burda	13	11	0	0	0	66	5
5	Justin Clark	13	8	0	1	0	49	4
82	Drayden Wilcox	13	0	17	0	2	23	2
12	Ian Wilson	13	3	0	0	0	18	1

Rushing		G	Att.	Yds.	TD	YPG	YPC	Long
9	Travis Davis	8	141	863	11	108	6.1	-
5	Justin Clark	13	173	950	8	73	5.4	-
4	Thomas Burda	13	152	769	11	59	5.0	-

Passing		G	Comp.	Att.	Int.	TD	Yds.	YPG
5	Justin Clark	13	67	150	5	4	885	68
12	Ian Wilson	13	14	33	2	0	166	12

Receiving		G	Rec.	Yds.	TD	YPG	YPC	Long
38	Rocco Micciche	13	20	273	1	21	-	-
1	Scotty Bradney	13	13	219	2	17	-	-
24	Julian Stokes	13	11	213	0	16	-	-
89	Keegan Begley	13	6	110	0	18	-	-

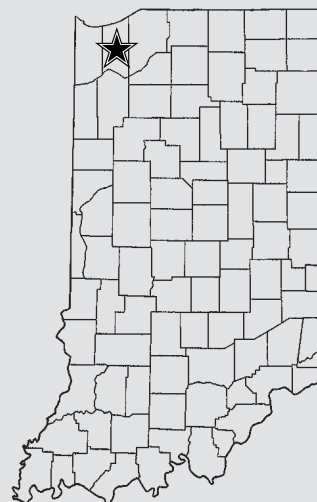
Defense		G	Tackles	For Loss	Sacks	INT	FF	FR
37	Alex Rodriguez	13	82	4	1	0	0	0
32	Sammy Ampeliotis	13	75	3	0	0	0	0
6	Peter Crossin	13	70	7	1	0	2	0
47	Ty Veen	13	63	10	2	0	0	1
16	Tyler VerSchure	13	35	0	0	7	0	0

State Finals History

State Champion: **(1)** 1975 (3A)
 State Runner-Up: **(3)** 1985 (5A), 2001 (5A), 2019 (5A)
 Appearances: **(5)** 1975 (3A), 1985 (5A), 2001 (5A),
 2019 (5A), 2022 (5A)



Bill Marshall
 Head Coach
 51-11 (5th year)
 51-11 (5th year overall)



Team Facts

City/Town: Valparaiso
 County: Porter
 Superintendent: Dr. Jim McCall
 Principal: Dr. Veronica Tobon
 Athletic Director: Stacy Adams
 Asst. Athletic Directors: Herb Hofer,
 Kathy Danzi
 Athletic Trainers: Mike Ahern, Craig Lewan
 Head Coach: Bill Marshall
 Asst. Coaches: Sam Bernardi, Jon Davis,
 Sam Bernardi Jr., Bill Burford, Tom Byrne,
 Don Clark, Brad Crossin, Todd Evans,
 Lauren Harlan, Mike Ippolito, Eric Kennedy,
 James Leftridge, Joe Orlich, Luke Patterson,
 Darren Rodriguez, Paul Sciarra,
 Michael Smiley
 Student Managers: Olivia Barrasas,
 Ava Boone, Erin Carpenter, Zoie Cwetna,
 Izzy DeHaan, Addison Krieger, Jacob Ray
 Offensive Formation: Spread
 Defensive Formation: 4-4
 Colors: Kelly Green and White
 Conference: Duneland Athletic
 Enrollment: 2200
 Last Year's W-L Record: 10-2
 @AthleticsValpo

Season Results (10-3)

8/19 at Penn L 6-35
 8/26 Hammond Central W 52-0
 9/2 LaPorte W 42-3
 9/9 at Michigan City W 35-14
 9/16 Chesterton W 19-13
 9/23 Crown Point L 13-34
 9/30 at Merrillville L 10-37
 10/7 Portage W 31-0
 10/14 at Lake Central W 21-14

Sectional

10/28 at LaPorte W 42-3
 11/4 at Chesterton W 14-7

Regional

11/11 Merrillville W 15-14

Semi-State

11/18 at Fort Wayne Snider W 22-21

DEPTH CHART

Offense 2 Deep							
Pos	#	Name	Grade	Pos	#	Name	Grade
QB	5	Justin Clark	11	QB	8	Andrew Alcorn	11
WR	24	Julian Stokes	10	WR	81	Carter Emmett	11
WR	1	Scotty Bradney	11	WR	88	Logan Pruznak	11
WR	38	Rocco Micciche	12	WR	13	Daryl Davis	12
RB	9	Travis Davis	11	RB	4	Thomas Burda	10
TE	12	Ian Wilson	12	TE	89	Keegan Begley	10
OL	54	Matt Hofer	11	OL	53	Nick Leyden	11
OL	72	Cayleb Sharp	10	OL	50	Jacob Land	12
OL	74	DeAndre Price	10	OL	65	Ben Rykard	11
OL	68	Grant Anderson	11	OL	52	Charlie Hammon	12
OL	67	Isaak Schuitema	12	OL	77	Drake Wiening	12

Defense 2 Deep							
Pos	#	Name	Grade	Pos	#	Name	Grade
DL	17	Connor McCall	12	DL	62	Dylan McGuire	11
DL	94	Zach Brown	12	DL	69	Isaac Laughery	11
DL	23	Tanner Young	11	DL	98	Parker Gleason	11
DL	41	Tyler Young	12	DL	86	Evan McCauley	12
LB	6	Peter Crossin	12	LB	8	Grady Taylor	12
LB	37	Alex Rodriguez	12	LB	40	Jon Williams	12
LB	47	Ty Veen	11	LB	33	Xander Corning	11
LB	32	Sammy Ampeliotis	11	LB	43	Tommy Ampeliotis	10
C	14	Cameron Danzy	12	C	15	Tyres Morris	10
C	27	TJ Watkins	11	C	7	Dylan Tursman	12
FS	16	Tyler VerSchure	11	FS	80	Tyse Morris	10

Specialists							
Pos	#	Name	Grade	Pos	#	Name	Grade
P	82	Drayden Wilcox	10	P	93	Jackson Kopp	12
PK	82	Drayden Wilcox	10	PK	93	Jackson Kopp	12
H	2	Jacob Moore	10	H	12	Ian Wilson	12
PR	16	Tyler VerSchure	11	PR	38	Rocco Micciche	12
LS	34	Evan Olson	11	LS	17	Connor McCall	12
KO	93	Jackson Kopp	12	KO	82	Drayden Wilcox	10
KR	38	Rocco Micciche	12	KR	1	Scotty Bradney	10

HEAD COACH PROFILE

School: Valparaiso High School

Name: Bill Marshall

Age: 40

Spouse's Name: Alaina Marshall

Years Married: 15

Children's Names, Ages: Will Marshall (13) Ben Marshall (11) Isabelle Marshall (9)

Current Occupation, Employer: Teacher, Valparaiso Community Schools

No. of Years: 17

If a teacher, what subjects and grades do you teach: Health and Wellness Grades 9th-12th

Education

High School Attended, Year Graduated: Warwick Valley High School, 2001

College Attended, Year Graduated: Valparaiso University 2005

Degree(s) / Major: Bachelors of Science in Education

Athletic Participation		
Sport	High School Years <small>(ie: 1972, 73)</small>	College Years <small>(ie: 1976, 77)</small>
Football	1998, 99, 2000, 01	2001, 02, 03, 04
Basketball	1998, 99, 2000, 01	
Baseball	1998, 99, 2000, 01	

As a high school or college player, have you ever competed in a State or National Championship Event in any sport? If yes, please give details: No

Coaching Experience (Football Only) 18 years

Years as Varsity Head Coach at Current School (ie: 5 years): 5 years

Actual Years as Varsity Head Coach at Current School (ie: 1996-2000): 17 years

Record as Varsity Head Coach at Current School: 51-11

Overall Varsity Head Coaching Record: 51-11

Do you coach any other sports at your school? No

Please list below where you've coached during your career starting with your current position:			
School	Head / Asst.	No. of Years <small>(ie: 5)</small>	Actual Years <small>(ie: 1992-present)</small>
Valparaiso High School	Head	5 years	2018-2022
Valparaiso High School	Assistant	12 years	2006-2017
Valparaiso University	Assistant	1 year	2005

Tournament Championships (As the Varsity Head Coach, list years your team won):

Sectional: 2018, 2019, 2020, 2021, 2022

Regional: 2018, 2019, 2020, 2022

Semi-State: 2019, 2022

State Championship:

Something interesting about you personally or professionally that people might not know:



Whiteland Warriors

Class 5A



Lt.	Dk.	Name	Gr.	Ht.	Wt.	Position(s)
1	1	Gunner Hicks	11	5-11	176	WR / DB
2	2	Brady Stanifer	12	6-4	214	WR / LB
3	3	Dalton Hughes	12	6-3	226	TE / LB
4	4	Peyton Emberton	12	5-7	177	RB / DB
5	5	Kayden Milligan	12	5-8	154	RB / DB
7	7	Kaiden Davidson	11	5-8	162	RB / DB
8	8	Jakarrey Oliver	12	6-0	223	RB / LB
9	9	Carson Tanner	11	5-9	157	WR / DB
10	10	Ethan Engel	10	5-10	155	QB / DB
11	11	Maalik Perkins	10	5-7	139	Swpr / DB
12	12	Reece Davis	12	5-10	176	QB
13	13	Nyrius Moore-Smith	10	5-10	152	Swpr / DB
14	14	Ethan Rice	12	6-0	172	WR / DB
15	15	Zeke Ramey	12	5-9	176	LB / TE
16	16	Oliver Taylor	10	5-9	151	QB
17	17	Kevin Denham	12	5-8	139	QB
18	18	Jonathan Huber	11	5-10	151	K
20	20	Elliott Massingale	10	5-7	135	Swpr / DB
21	21	Slate Valentine	10	5-9	157	RB / DB
22	22	Hank Trimble	10	5-9	173	Swpr / DB
25	25	Brody Williams	10	5-9	148	RB / DB
26	26	Noah Garcia	11	5-10	170	WR / DB
28	28	Austin Steele	12	5-7	123	Swpr / DB
29	29	Tyler Beck	11	5-6	133	Swpr / DB
30	30	Alexander Ulloa	11	5-10	195	RB / LB
31	31	Kaden Turner	12	5-8	176	WR / DB
32	32	Jonathan Crowley	12	5-9	176	Swpr / DB
33	33	Devon Armstrong	12	6-1	197	RB / LB
34	34	Ashten Davidson	10	5-9	180	RB / LB
35	35	Gabe Pitts	12	5-9	177	TE / LB
37	37	Tyler Powers	10	5-8	180	RB / LB
38	38	Eli Harrell	10	5-9	146	RB / LB
39	39	Jose Soto-Gonzalez	10	5-9	187	RB / LB
40	40	Juan Rabelo-Aguilar	12	5-10	190	TE / LB
41	41	Kayden Blankenship	10	5-9	157	WR / DB
42	42	Braydon Young	10	6-0	141	TE / LB
43	43	Connor Grismer	10	5-9	177	RB / LB
44	44	Jordan Palmer	9	5-10	155	RB / LB

Lt.	Dk.	Name	Gr.	Ht.	Wt.	Position(s)
45	45	Keagan Grandinetti	12	5-7	167	Swpr / DB
47	47	Andrian Kolleigbo	11	5-11	169	WR / DB
48	48	Luc Wineland-Moening	11	5-7	135	WR / DB
49	49	Keagan Bigler	10	5-9	156	WR / DB
50	50	Kaden Willoughby	10	6-0	236	OL / DL
51	51	Aaron Picchetti	11	5-9	207	OL / DL
52	52	Mason Darlington	12	6-0	270	OL / DL
53	53	Blake Driver	12	5-8	193	OL / DL
54	54	Kaden Fleming	10	5-9	253	OL / DL
55	55	Josh Merriman	12	5-10	229	OL / DL
56	56	Scott Harden	11	6-3	243	OL / DL
57	57	Marcus Holt	12	5-9	191	OL / DL
58	58	Sam Allen	12	5-9	205	OL / DL
60	60	Chris Parham	11	5-9	197	OL / LB
61	61	Jaxon Fleming	11	6-1	325	OL / DL
63	63	Dylan Kidwell	12	6-1	221	OL / LB
64	64	Jind Lotey	10	6-0	316	OL / DL
65	65	Will Hagan	12	6-4	263	OL / DL
66	66	Nate McKeon	10	5-9	221	OL / DL
68	68	Caleb Hall	12	5-10	337	OL / DL
69	69	Cooper Corbin	10	5-10	200	OL / DL
70	70	Cayden Maxey	11	5-9	276	OL / DL
71	71	Marc-Oliver Nonez	11	6-0	296	OL / DL
72	72	Tayton Schakel	12	6-1	251	OL / DL
74	74	Zach Yaryan	12	6-3	257	OL / DL
75	75	Cameron Oxendine	12	6-2	284	OL / DL
76	76	Santa Sandhu	10	6-3	303	OL / DL
77	77	Jonah McIntosh	10	6-0	281	OL / DL
78	78	Nick Garry	12	6-1	190	OL / DL
80	80	Cullin Wilson	11	5-9	170	WR / DB
86	86	Jalen Baumann	10	6-1	203	TE / LB
87	87	Ayden Shaffer	10	6-0	227	TE / DL
88	88	Cameron Cooper	12	6-3	224	TE / LB
89	89	Peyton Dotson	12	6-4	209	TE / DL
92	92	Daniel Sprague	12	6-1	270	OL / DL
99	99	David Mathis	12	5-9	184	K


Whiteland Warriors

Class 5A



Team Statistics

	Whiteland	Opponents
Total Points / Points Per Game	461 / 35	170 / 13
First Downs / Per Game	378 / 29	278 / 21
Rushing Yards / Per Game	3953 / 304	1425 / 109
Passing Yards / Per Game	1027 / 79	1474 / 113
Total Yards / Per Game	4980 / 383	2899 / 223
Fumbles Recovered By	12	8
Intercepted By	16	4
Total Punts / Punt Average	25 / 33	41 / 38.2
Penalties / Total Penalty Yards	83 / 749	72 / 588



Individual Statistics

Scoring	G	TD	1-Pt.	2-Pt.	FG	TP	PPG
99 David Mathis	13	0	60	0	3	69	5.3
4 Peyton Emberton	13	11	0	1	0	68	5.2
32 Jonathan Crowley	13	11	0	0	0	66	5
17 Kevin Denham	13	9	0	0	0	54	4.2
13 Nyrius Moore-Smith	13	8	0	0	0	48	3.7

Rushing	G	Att.	Yds.	TD	YPG	YPC	Long
4 Peyton Emberton	13	200	1297	11	99.7	6.5	63
32 Jonathan Crowley	13	92	862	10	66.3	9.4	64
13 Nyrius Moore-Smith	13	48	583	5	45	12.1	56
21 Slate Valentine	13	86	495	7	38	5.8	36
11 Maalik Perkins	13	55	429	3	33	7.8	57

Passing	G	Comp.	Att.	Int.	TD	Yds.	YPG
17 Kevin Denham	13	57	98	4	13	1027	79

Receiving	G	Rec.	Yds.	TD	YPG	YPC	Long
88 Cameron Cooper	13	20	407	5	31.3	20.4	39
1 Gunnar Hicks	13	17	368	4	28.3	21.6	77
2 Brady Stanifer	13	5	63	2	4.8	13.0	24

Defense	G	Tackles	For Loss	Sacks	INT	FF	FR
2 Brady Stanifer	13	115	9	1	0	0	3
3 Dalton Hughes	13	81	4	2	2	0	0
44 Jordan Palmer	13	72	2	0	1	0	1
5 Kayden Milligan	13	64	1	0	1	0	0
52 Mason Darlington	13	62	8	5	0	0	1
8 Jakarrey Oliver	13	56	2	1	0	0	0

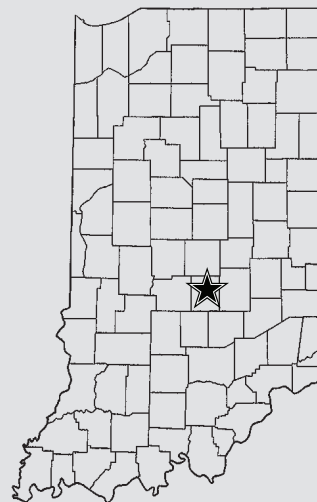
State Finals History

First Appearance



Darrin Fisher
Head Coach

130-72 (18th year)
191-144 (32nd year overall)



Team Facts

City/Town: Whiteland

County: Johnson

Superintendent: Dr. Patrick Spray

Principal: Benji Betts

Athletic Director: David Edens

Asst. Athletic Director: Todd Croy

Athletic Trainer: Sarah Rowe

Head Coach: Darrin Fisher

Asst. Coaches: John Preston, Zach Rudolf,

Tom Carpenter, Gunnar Ranard,

Trevor Reece, Dan Engel, Doug Sayer,

Anthony Schantz, Megan Pawlowski,

Adam Webb, Ziggy Meluskey, David Ebeyer,

Josh Wigginton, Nick Merriman,

Jace Carpenter, Hunter Metheny,

Nick Sayer, Michael Cabello

Student Managers: Jayden Collins,

Brady Scalf, Jackie Rangel, Jaymee Diehl,

Zoe Csikos, Shelby Armstrong,

Kalie Goodman, Thea Seering, Cat Lindsey

Offensive Formation: Fly Sweep

Defensive Formation: 3-4 Slant

Colors: Blue, Orange, and White

Conference: Mid-State

Enrollment: 2050

Last Year's W-L Record: 7-4

[@whitelandports](https://twitter.com/whitelandports)

Season Results (12-1)

8/19 at Columbus East W 28-10

8/26 Lawrence North W 24-13

9/2 at Decatur Central W 28-7

9/9 Franklin Community W 21-0

9/16 Perry Meridian W 47-23

9/23 at Martinsville L 21-35

9/30 Mooresville W 48-30

10/7 at Plainfield W 45-14

10/14 Greenwood Community W 42-14

Sectional

10/28 Terre Haute North W 63-3

11/4 at Franklin Community W 24-0

Regional

11/11 Plainfield W 49-14

Semi-State

11/18 at Castle W 21-7

DEPTH CHART

Offense 2 Deep							
Pos	#	Name	Grade	Pos	#	Name	Grade
LT	72	Tayton Schakel	12	LT	56	Scott Harden	11
LG	74	Zach Yaryan	12	LG	52	Mason Darlington	12
C	55	Josh Merriman	12	C	57	Marcus Holt	12
RG	63	Dylan Kidwell	12	RG	68	Caleb Hall	12
RT	65	Will Hagan	12	RT	61	Jaxon Fleming	11
TE	88	Cameron Cooper	12	TE	3	Dalton Hughes	12
WR	1	Gunnar Hicks	11	WR	11	Maalik Perkins	10
WR	32	Jonathan Crowley	12	WR	2	Brady Stanifer	12
RB	4	Peyton Emberton	12	RB	21	Slate Valentine	10
RB	33	Devon Armstrong	12	RB	8	Jakarrey Oliver	12
QB	17	Kevin Denham	12	QB	12	Reece Davis	12

Defense 2 Deep							
Pos	#	Name	Grade	Pos	#	Name	Grade
DL	53	Blake Driver	12	DL	58	Sam Allen	12
DL	56	Scott Harden	11	DL	65	Will Hagan	12
DL	52	Mason Darlington	12	DL	72	Tayton Schakel	12
LB	3	Dalton Hughes	12	LB	14	Ethan Rice	12
LB	44	Jordan Palmer	9	LB	33	Devon Armstrong	12
LB	15	Zeke Ramey	12	LB	8	Jakarrey Oliver	12
LB	2	Brady Stanifer	12	LB	35	Gabe Pitts	12
CB	13	Nyrius Moore-Smith	10	CB	47	Andrian Kolleybo	11
CB	11	Maalik Perkins	10	CB	1	Gunnar Hicks	11
S	5	Kayden Milligan	12	S	32	Jonathan Crowley	12
S	7	Kaiden Davidson	11	S	45	Keagan Grandinetti	12

Specialists							
Pos	#	Name	Grade	Pos	#	Name	Grade
P	3	Dalton Hughes	12	P	1	Gunnar Hicks	11
PK	99	David Mathis	12	PK	3	Dalton Hughes	12
H	31	Kaden Turner	12	H	16	Oliver Taylor	10
PR	32	Jonathan Crowley	12	PR	13	Nyrius Moore-Smith	10
LS	2	Brady Stanifer	12	LS	80	Cullin Wilson	11
KO	99	David Mathis	12	KO	3	Dalton Hughes	12
KR	1	Gunnar Hicks	11	KR	11	Maalik Perkins	10

HEAD COACH PROFILE

School: Whiteland Community High School

Name: Darrin Fisher

Age: 55

Spouse's Name: Susan

Years Married: 33

Children's Names, Ages: Evan 22, Grace 19

Current Occupation, Employer: Clark-Pleasant Community School Corporation

No. of Years: 18

If a teacher, what subjects and grades do you teach: High School Alternative Education

Education

High School Attended, Year Graduated: Mooresville, 1985

College Attended, Year Graduated: Ball State, 1989

Degree(s) / Major: BS/Secondary Education

Athletic Participation		
Sport	High School Years <small>(ie: 1972, 73)</small>	College Years <small>(ie: 1976, 77)</small>
Football	1981-1985	
Baseball	1981-1985	

As a high school or college player, have you ever competed in a State or National Championship Event in any sport? If yes, please give details:

Coaching Experience (Football Only)

Years as Varsity Head Coach at Current School (ie: 5 years): 18
Actual Years as Varsity Head Coach at Current School (ie: 1996-2000): 2005-Present
Record as Varsity Head Coach at Current School: 130-72
Overall Varsity Head Coaching Record: 191-144
Do you coach any other sports at your school? No

Please list below where you've coached during your career starting with your current position:			
School	Head / Asst.	No. of Years <small>(ie: 5)</small>	Actual Years <small>(ie: 1992-present)</small>
Muncie Central HS	Asst.	1	1988
Avon HS	Asst.	2	1989-90
Cascade HS	Head Coach	5	1991-1995
Nevada HS (Iowa)	Head Coach	4	1996-1999
Des Moines East HS (Iowa)	Head Coach	5	2000-2004
Whiteland Community HS	Head Coach	18	2005-Present

Tournament Championships (As the Varsity Head Coach, list years your team won):

Sectional: 92, 02, 03,04,06,13,14,20,22

Regional: 2022

Semi-State: 2022

State Championship:

Something interesting about you personally or professionally that people might not know: I have been known to do cartwheels after victories.



Carroll (Fort Wayne) Chargers

Class 6A



Lt.	Dk.	Name	Gr.	Ht.	Wt.	Position(s)	Lt.	Dk.	Name	Gr.	Ht.	Wt.	Position(s)
1	1	Jorge Valdes	12	6-0	190	DB	50	50	Adrian Granados	10	6-0	185	LB
3	3	Jayden Hill	12	6-0	215	WR	51	51	Jake Wilson	11	5-10	230	OL
4	4	Camden Herschberger	12	6-3	190	WR	52	52	Ameen Hassan	10	6-0	200	DL
5	5	Braden Steely	11	5-11	185	DB	53	53	Brody Beeks	10	5-8	250	DL
6	6	Justin Anderson	11	6-2	200	OLB	54	54	Jaydn Barcalow	12	6-2	215	OL
7	7	Hansen Haffner	11	6-0	185	WR	55	55	Kaden Swedzinski	12	6-0	238	DL
8	8	Jimmy Sullivan	10	6-3	170	QB	56	56	Johnathon Scott	12	6-1	225	OL
9	9	Maxton Wiard	12	6-3	215	ILB	57	57	Clayton Wagner	11	6-2	250	OL
11	11	Benjamin Harris	10	5-10	156	DB	58	58	Christopher Miller	11	5-10	230	OL
11	11	Gabe Starks	12	5-10	165	WR	59	59	Carter Garman	10	5-10	185	LB
12	12	Noah Balbo	11	5-6	160	RB	59	59	Kenan Mehic	12	6-0	240	OL
13	13	Owen Scheele	12	6-0	180	QB	60	60	Carter Bubb	11	6-4	180	DL
14	14	Jaxon Craker	10	5-11	155	WR	61	61	Hunter Carpenter	10	6-0	235	DL
15	15	Michael Dierckman	12	6-0	170	DB	62	62	Austin Richey	11	5-11	178	OL
16	16	Thomas O'Connor	10	5-11	165	QB	63	63	Lucas Noble	10	6-0	188	LB
17	17	Graham Widenhoefer	12	6-2	180	DB	64	64	Lucas Kemery	10	5-8	224	OL
17	17	Tannor Marker	10	5-6	155	WR	65	65	Logan Mock	10	6-1	250	OL
18	18	Ethan Springer	11	5-10	155	QB	66	66	Bradley Nix	10	5-6	160	OL
19	19	Ricky Stroud	10	5-8	140	DB	67	67	Connor Risner	11	5-8	183	DL
19	19	Cooper Rudolph	12	5-11	175	WR	68	68	Hayden Huynh	12	5-10	207	DL
20	20	Joseph Nuttle	11	5-9	150	DB	69	69	Carter Smith	11	5-9	259	OL
21	21	William Jeffries	10	5-10	180	OLB	70	70	Mason Irmiter	10	5-8	249	DL
22	22	Ethan Reith	12	5-9	180	OLB	71	71	Aiden Cantu	11	5-10	193	OL
23	23	Ashton Pesetski	11	6-2	220	DL	72	72	Logan Garner	10	6-0	170	DL
24	24	Solomon Oduma	12	6-3	210	OLB	73	73	Maxwell Bonnarens	12	6-4	265	OL
25	25	Garrett Allen	10	6-0	155	DB	74	74	Aiden Hunley	12	6-2	250	OL
25	25	Ryan Keays	12	6-2	205	WR	75	75	Caiden Abbs	10	6-4	247	OL
26	26	Jesse Robles	10	5-9	126	RB	78	78	Mason Reese	12	5-8	205	DL
26	26	Carson Vogt	12	5-10	160	DB	79	79	Arthur Tamayo	12	5-8	210	DL
27	27	Nate Starks	10	5-7	160	RB	80	80	Griffin Scheele	10	5-7	130	WR
28	28	Daniel Vachon	11	6-0	155	OLB	81	81	Marcelo Valdes	11	5-8	140	WR
29	29	Ethan Tranquill	10	5-11	185	LB	82	82	Andrew Yager	10	5-8	153	DB
30	30	Jackson Miller	11	6-2	185	DB	82	82	Cade Schneider	12	6-3	200	TE
31	31	Cooper Veith	10	5-10	180	OLB	83	83	Harrison Rudolph	12	5-9	140	WR
32	32	Samuel Frisinger	10	6-2	190	OLB	83	83	Tyler Folds	10	6-0	180	DL
33	33	Dajaun Green	10	5-8	145	RB	84	84	Preston Chambers	11	5-11	158	WR
33	33	Nathan Newman	12	6-0	200	DL	85	85	Isaac Chapman	10	6-1	135	WR
34	34	Rogelio Sanchez	11	5-9	155	DB	86	86	Jax Wills	11	5-10	140	WR
35	35	Kayden Smith	10	6-0	135	DB	87	87	Christopher Collins	10	5-5	120	WR
36	36	Julian Ridderheim	12	6-4	205	ILB	88	88	Brady Rhoad	10	6-3	190	WR
37	37	Zachary Hess	11	5-9	152	DB	89	89	Drew Dahlberg	10	5-8	121	WR
38	38	Owen Crawford	10	5-11	175	DB	90	90	Chad Salyer	10	5-10	220	DL
39	39	Trevor Kenemore	11	5-11	190	ILB	91	91	Tyler Hall	10	5-9	115	DB
40	40	Braeden Gamulkiewicz	10	5-6	125	WR	92	92	Jaxdyn Gibson	10	5-8	128	WR
41	41	Nate Troyer	11	5-10	190	ILB	93	93	Lucas Mathias	10	5-7	140	WR
42	42	Cameron Lentz	11	6-3	205	ILB	94	94	Dominic Dempsey	11	6-2	185	K
43	43	Gavin Thompson	11	6-2	187	OLB	95	95	Hayden Crowell	11	6-2	210	DL
44	44	Talon Glasper	11	5-11	175	DB	95	95	Dylan Beam	10	5-8	135	WR
45	45	Derek Powell	11	6-2	168	DB	96	96	Evan Hassell	10	5-11	225	DL
46	46	Connor Syverson	10	5-10	150	OLB	97	97	Sebastian Lopez	12	6-1	190	K
47	47	Zavier Edgar	10	5-10	190	LB	98	98	Victor Barreto	11	5-8	155	K
49	49	Zachary Dickmeyer	12	5-10	158	WR	99	99	Royce Jones	12	6-1	190	DL
49	49	Matthew Eberhard	10	5-11	155	DL							

Carroll (Fort Wayne) Chargers

Class 6A



Team Statistics

	Carroll	Opponents
Total Points / Points Per Game	484 / 37.23	127 / 9.76
First Downs / Per Game	183 / 14.07	325 / 25
Rushing Yards / Per Game	2214 / 170.31	1279 / 98.39
Passing Yards / Per Game	2630 / 202.31	1628 / 125.23
Total Yards / Per Game	4578 / 352.15	2907 / 223.61
Fumbles Recovered By	11	N/A
Intercepted By	16	N/A
Total Punts / Punt Average	40 / 30.65	57 / 26.24
Penalties / Total Penalty Yards	91 / 848	107 / 705

Individual Statistics

Scoring		G	TD	1-Pl.	2-Pl.	FG	TP	PPG
5	Braden Steely	12	15	0	0	0	90	7.5
8	Jimmy Sullivan	13	11	0	0	0	66	5.07
97	Sebastian Lopez	12	0	52	0	4	64	5.3
7	Hansen Haffner	13	10	0	0	0	60	4.6
27	Nate Starks	13	10	0	0	0	60	4.6

Rushing		G	Att.	Yds.	TD	YPG	YPC	Long
27	Nate Starks	13	178	1127	7	86.69	6.33	69
5	Braden Steely	12	69	482	13	40.17	6.99	60
8	Jimmy Sullivan	13	80	248	11	19.08	3.10	33

Passing		G	Comp.	Att.	Int.	TD	Yds.	YPG
8	Jimmy Sullivan	13	186	284	7	27	2203	169.5

Receiving		G	Rec.	Yds.	TD	YPG	YPC	Long
4	Camden Herschberger	13	57	737	7	56.7	12.9	36
3	Jayden Hill	11	33	472	4	42.9	14.3	69
7	Hansen Haffner	13	37	479	10	36.8	12.9	38
19	Cooper Rudolph	11	22	211	9.9	24.2	10.05	32
11	Gabriel Starks	13	22	182	8.3	14	11.46	46

Defense		G	Tackles	For Loss	Sacks	INT	FF	FR
23	Ashton Pesetski	13	86	21	11	0	3	1
9	Maxton Wiard	13	62	9	1	0	1	0
1	Jorge Valdes	13	52	2	0	5	0	0
6	Justin Anderson	13	42	5	1	2	0	0
99	Royce Jones	12	40	19	9	0	0	1
5	Braden Steely	12	40	1	0	3	0	1

State Finals History

First Appearance



Doug Dinan
Head Coach
103-45 (13th year)
103-45 (13th year overall)



Team Facts

City/Town: Fort Wayne
County: Allen
Superintendent: Wayne Barker
Principal: Cleve Million
Athletic Director: Dan Ginder
Asst. Athletic Director: Ryan Abbott
Athletic Trainers: Steve Lubbehusen, Jeremy Gall, Deni Roller
Head Coach: Doug Dinan
Asst. Coaches: Jim Potter, Ron Frickey, Nate Garman, Jack Givens, Rob Glasper, Tad Hensinger, Kurtt Hirschy, Robert McKerr, Scott Mitchell, Dan Nixon, Andy Papagiannis, Jeff Pikel, Joe Rudolph, Sheldon VanPelt
Student Managers: Janae Byman, Ainsley Mitchell, Matthew Himsel, Alex Monnier, Jada Coverstone
Offensive Formation: Spread
Defensive Formation: 3-4
Colors: Royal Blue and White
Conference: Summit Athletic
Enrollment: 2537
Last Year's W-L Record: 10-2
[@carrollchargers](#)

Season Results (13-0)

8/19 at FW Bishop Luers W 42-3
8/26 FW Snider W 28-21
9/2 FW Northside W 28-20
9/9 at FW Northrop W 38-0
9/16 FW Bishop Dwenger W 31-0
9/23 FW Southside W 58-6
9/30 at Homestead W 52-10
10/7 FW Concordia Lutheran W 51-0
10/14 at FW Wayne W 45-8

Sectional

10/28 at Penn W 35-7
11/4 Warsaw W 34-17

Regional

11/11 at Lafayette Jefferson W 21-20

Semi-State

11/18 Hamilton Southeastern W 21-15

DEPTH CHART

Offense 2 Deep							
Pos	#	Name	Grade	Pos	#	Name	Grade
QB	8	Jimmy Sullivan	10	QB	18	Ethan Springer	11
RB	27	Nate Starks	10	RB	12	Noah Balbo	11
RT	75	Caiden Abbs	10	RT	77	Alex Neuhouser	10
RG	54	Jaydn Barcalow	12	RG	69	Carter Smith	11
C	51	Jake Wilson	11	C	70	Mason Irmiter	10
LG	56	Johnathon Scott	12	LG	64	Lucas Kemery	10
LT	74	Aiden Hunley	12	LT	73	Maxwell Bonnarens	12
WR	4	Camden Herschberger	12	WR	25	Ryan Keays	12
WR	7	Hansen Haffner	11	WR	88	Brady Rhoad	10
WR	19	Cooper Rudolph	12	WR	11	Gabe Starks	12
TE	3	Jayden Hill	12	TE	6	Justin Anderson	11

Defense 2 Deep							
Pos	#	Name	Grade	Pos	#	Name	Grade
DE	23	Ashton Pesetski	11	DE	56	Johnathon Scott	12
N	55	Kaden Swedzinski	12	N	53	Brody Beeks	10
DE	99	Royce Jones	12	DE	36	Julian Ridderheim	12
OLB	6	Justin Anderson	11	OLB	21	William Jeffries	10
ILB	42	Cameron Lentz	11	ILB	36	Julian Ridderheim	12
ILB	9	Max Wiard	12	ILB	29	Ethan Tranquill	10
OLB	24	Solomon Oduma	12	OLB	22	Ethan Reith	12
FS	1	Jorge Valdes	12	FS	38	Owen Crawford	10
C	15	Michael Dierckman	12	C	20	Joseph Nuttle	11
C	26	Carson Vogt	12	C	17	Graham Widenhoefer	12
BS	5	Braden Steely	11	BS	20	Joseph Nuttle	11

Specialists							
Pos	#	Name	Grade	Pos	#	Name	Grade
P	94	Dominic Dempsey	11	P	97	Sebastian Lopez	12
PK	97	Sebastian Lopez	12	PK	98	Victor Barreto	11
H	19	Cooper Rudolph	12	H	14	Jaxon Craker	10
PR	5	Braden Steely	11	PR	7	Hansen Haffner	11
LS	16	Thomas O'Connor	10	LS	19	Cooper Rudolph	12
KO	97	Sebastian Lopez	12	KO	94	Dominic Dempsey	11
KR	5	Braden Steely	11	KR	27	Nate Starks	10

HEAD COACH PROFILE

School: Carroll
Name: Doug Dinan
Age: 56
Spouse's Name: Charlotte
Years Married: 31
Children's Names: Danielle, 29, Cody, 24, Cade, 20
Current Occupation, Employer: Mathematics Teacher, Northwest Allen County Schools
No. of Years: 13
If a teacher, what subjects and grades do you teach: Geometry (high school)

Education

High School Attended, Year Graduated: Zanesville Bishop Rosecrans High School, 1985
College Attended, Year Graduated: The Ohio State University, 1990
Degree(s) / Major: BS Education

Athletic Participation		
Sport	High School Years <small>(ie: 1972, 73)</small>	College Years <small>(ie: 1976, 77)</small>
Football, Basketball, Baseball	1981-1985	
Football		1988

As a high school or college player, have you ever competed in a State or National Championship Event in any sport? If yes, please give details: NO

Coaching Experience (Football Only)

Years as Varsity Head Coach at Current School (ie: 5 years): 13 Years
Actual Years as Varsity Head Coach at Current School (ie: 1996-2000): 2010-2022
Record as Varsity Head Coach at Current School: 103-45
Overall Varsity Head Coaching Record: 103-45
Do you coach any other sports at your school? NO

Please list below where you've coached during your career starting with your current position:			
School	Head / Asst.	No. of Years <small>(ie: 5)</small>	Actual Years <small>(ie: 1992-present)</small>
Fort Wayne Snider High School	Asst.	17 years	1993-2009

Tournament Championships (As the Varsity Head Coach, list years your team won):

Sectional: 2012, 2013, 2014, 2021, 2022

Regional: 2022

Semi-State: 2022

State Championship:

Something interesting about you personally or professionally that people might not know:

My father was a basketball coach in Ohio, attended The Ohio State University – I am a football coach – My middle child (Cody) is a college football coach at the University of St. Francis – youngest son (Cade) is an education major at Trine University with the desire to coach football. It is a family business.



Center Grove Trojans

Class 6A



Lt.	Dk.	Name	Gr.	Ht.	Wt.	Position(s)
1		Jalen Thomeson	12	6-0	180	DB
2		Owen Wright	12	6-2	180	SE
3		Noah Coy	11	5-10	165	SE
4		Ethan Watt	12	5-11	175	DB
5		Drew Wheat	12	5-9	160	RB
5		Joe Gaffney	11	5-10	165	LB
6		Grant Baldwin	12	5-9	175	SE
7		Christian Carrington	12	6-2	180	DL
8		Owen Bright	11	6-0	205	LB
9		Zach Greller	12	6-4	180	SE
10		Andre Merritt	12	5-11	170	DB
11		Brady Dicken	10	5-10	155	RB
11		Caden Snapp	10	5-10	170	LB
12		Micah Coyle	12	5-11	185	RB
13		Jimmy Davies	11	5-9	175	SE
14		Eli Hohlt	12	6-1	180	RB
15		Tyler Cherry	11	6-5	205	QB
16		Luke Barrett	10	5-9	145	DB
17		Parker Doyle	12	6-3	170	DB
18		Gabe McWilliams	10	6-5	187	QB
19		Ben Tapak	10	5-10	155	DB
21		Gavin Oakes	12	6-0	180	DB
21		Matthew Neff	12	6-0	180	DB
22		Michael Soderdahl	11	5-10	165	DB
23		Matthew Yoder	11	5-11	170	RB
24		Dallas Johnson	10	6-0	165	DB
25		Sam Hendrick	11	6-2	170	DB
26		Evan Spomar	12	5-9	165	RB
27		Rylan Cook	11	5-8	170	RB
28		Connor Cannon	11	5-9	165	DB
29		Gage Rees	12	5-11	175	DB
30		Saxton Battle	10	5-10	185	LB
31		Brody Boswell	11	6-0	170	DB
32		Austin Hennessy	10	6-0	170	RB
33		Brenden Nellans	12	5-10	180	LB
34		Brevin Holubar	10	6-0	155	SE
35		Jacob Babb	11	6-0	160	DB
36		Jack Browning	10	6-0	188	RB
37		James Soderdahl	10	5-11	165	DB
38		Lincoln Bright	9	6-2	190	LB
39		Mason Rees	10	5-11	160	DB
40		Sam Hoffman	11	5-10	190	LB
41		Auggy Argbah	10	5-9	186	LB
42		Kyle Williams	12	5-10	190	LB
43		Michael Siemons	12	6-0	175	LB
44		Ronnie Thompson	11	5-11	200	LB
45		Oliver McGrane	10	6-0	165	RB
46		Tucker Schornick	10	6-2	200	TE
47		TJ Williams	10	6-1	200	TE
48		Kaden McConnell	11	6-1	190	LB
49		Carson Weed	10	5-11	160	DB
50		John Lyon	12	6-1	250	OL

Lt.	Dk.	Name	Gr.	Ht.	Wt.	Position(s)
51		Jeremy Stanley	9	6-3	218	DE
52		Isaak Fischer	12	6-2	275	OL
53		Zach Ankney	11	6-3	215	OL
54		Luke McDaniel	12	6-2	260	OL
55		Joey Blanchard	10	6-0	245	OL
56		Cade Grant	10	6-0	240	OL
57		Jonathan Bauzon	11	5-10	185	DL
58		Payton Hutchins	11	6-1	270	OL
59		Tyler Frieden	11	6-6	260	OL
60		Landon Endicott	10	6-3	240	TE
61		Gaven Day	11	5-8	240	OL
62		Andrew Eckhart	11	6-1	270	OL
63		Ben Lowe	10	6-1	250	DL
64		Logan Pena	10	5-10	205	DL
65		Tyler Schott	11	6-0	270	OL
66		Brad Wolfley	10	5-7	210	OL
67		Charlie Gardner	12	6-5	260	OL
68		Cameron Peters	10	6-2	255	OL
69		Hunter Dean	12	5-8	170	DL
70		Cooper Rakow	12	6-0	250	OL
71		Lucas Spittler	10	6-2	240	OL
72		CJ Scifres	9	6-6	260	OL
73		Isaac Ritchie	12	5-7	200	DL
74		Shane Folco	12	5-11	165	DL
75		Nate Johnson	11	6-3	260	DL
76		Franky Hayse	9	5-9	165	LB
77		Austin Wiese	12	6-5	300	OL
78		Logan Cravens	12	6-2	280	OL
79		Devon Umphery	11	5-10	240	DL
80		Kayne Palmer	11	5-9	160	SE
81		Andrew Spomar	12	5-10	165	SE
82		Patrick Smith	11	6-0	170	SE
83		Christian Clark	12	5-11	155	SE
84		Isaac Horvath	11	5-10	158	SE
85		Kobe Cherry	9	6-3	210	DE
86		Jacob Bishop	12	5-10	160	SE
87		Tristan Baxter	10	5-10	140	SE
88		Conner Riley	10	6-1	160	SE
89		Landen Montfort	12	6-2	179	K
89		Antwian Maxey	10	6-0	150	SE
90		Isiah Turner	12	5-9	220	DL
91		Ryder Woolwine	10	6-2	205	DL
92		Gabe Lucas	10	6-0	215	DL
93		Elijah Chandler	11	6-2	230	DL
94		Dane Crump	10	6-2	175	DL
95		Shreyas Seerum	12	6-1	205	DL
96		Ryne Roehling	12	6-1	235	DL
97		Levi Jones	9	6-3	175	DE
98		Nolan Foley	12	6-0	195	K
99		Dennon Hale	12	5-10	155	K
99		Dominick Barry	9	6-2	180	TE

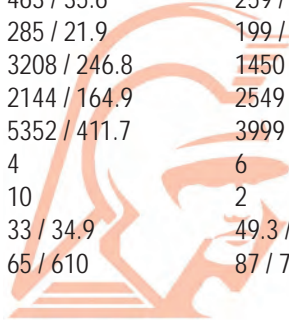
Center Grove Trojans

Class 6A



Team Statistics

	Center Grove	Opponents
Total Points / Points Per Game	463 / 35.6	259 / 19.9
First Downs / Per Game	285 / 21.9	199 / 15.3
Rushing Yards / Per Game	3208 / 246.8	1450 / 111.5
Passing Yards / Per Game	2144 / 164.9	2549 / 196.1
Total Yards / Per Game	5352 / 411.7	3999 / 307.6
Fumbles Recovered By	4	6
Intercepted By	10	2
Total Punts / Punt Average	33 / 34.9	49.3 / 8.2
Penalties / Total Penalty Yards	65 / 610	87 / 765



Individual Statistics

Scoring	G	TD	1-Pt.	2-Pt.	FG	TP	PPG
12 Micah Coyle	13	21	0	2	0	136	10.46
3 Noah Coy	13	13	0	1	0	80	6.15
1 Jalen Thomeson	13	12	0	1	0	74	5.69
98 Nolan Foley	13	0	5	0	52	67	5.15
14 Eli Hohlt	11	6	0	1	0	38	3.45

Rushing	G	Att.	Yds.	TD	YPG	YPC	Long
12 Micah Coyle	13	280	1941	21	149.3	6.9	-
1 Jalen Thomeson	13	153	954	9	73.4	6.2	-
27 Rylan Cook	13	30	122	0	9.4	4.1	-
23 Matthew Yoder	11	7	88	0	6.8	12.6	-

Passing	G	Comp.	Att.	Int.	TD	Yds.	YPG
15 Tyler Cherry	13	133	205	5	21	2124	163.4
18 Gabe McWilliams	4	1	2	1	0	20	1.5

Receiving	G	Rec.	Yds.	TD	YPG	YPC	Long
3 Noah Coy	13	57	1081	13	83.2	19	-
14 Eli Hohlt	11	15	227	3	17.5	15.1	-
2 Owen Wright	13	17	220	0	16.9	12.9	-
1 Jalen Thomeson	13	14	165	2	12.7	12.1	-

Defense	G	Tackles	For Loss	Sacks	INT	FF	FR
8 Owen Bright	13	69	11.5	3.5	0	0	1
29 Gage Rees	13	61.5	1	0	2	1	1
48 Kaden McConnell	13	52.5	4.5	2	1	3	1
93 Elijah Chandler	13	46	9	5	0	0	0
75 Nate Johnson	13	39.5	12	5.5	0	0	0

State Finals History

State Champion: **(4)** 2008 (5A), 2015 (6A), 2020 (6A), 2021 (6A)

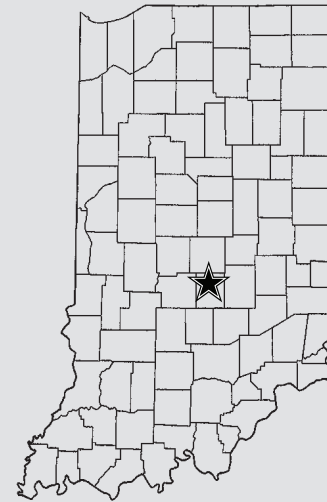
State Runner-Up: **(3)** 2000 (5A), 2016 (6A), 2019 (6A)

Appearances: **(8)** 2000 (5A), 2008 (5A), 2015 (6A), 2016 (6A), 2019 (6A), 2020 (6A), 2021 (6A), 2022 (6A)



Eric Moore
Head Coach

235-74 (24th year)
283-79 (28th year overall)



Team Facts

City/Town: Greenwood

County: Johnson

Superintendent: Dr. Rich Arkanoff

Principal: Dr. Jeffry Henderson

Athletic Director: Joe Bronkella

Asst. Athletic Director: Katie Fisher

Athletic Trainer: Jacob Leachman

Head Coach: Eric Moore

Asst. Coaches: Joe Siderewicz,

Joey Siderewicz, Brad Timmons,

Ryan Spoonmore, Troy Dice, Kevin Hutchins,

Chad Daniels, Brian Harbin, Tom Blanck,

Kevin Dietel, Ed Brickley, Nick Lyon,

Daniel Weems, BA Painter, John Summers,

Matt Adams, Adam Lutgring, Gavin Everett,

Joe Rushka

Student Managers: Matthew Phillips,

Paige Staab, Anna Steele, Jimmy Mueller,

Eli Hitz, Hunter Fugett, Ella Timmons

Offensive Formation: Wing T

Defensive Formation: 4-3

Colors: Red and White

Conference: Independent

Enrollment: 2856

Last Year's W-L Record: 14-0

[@CGTrojansAD](#)

Season Results (11-2)

8/19	Warren Central	W	17-8
8/26	Carmel	W	31-27
9/2	at Louisville Trinity (KY)	L	28-29
9/9	at Ben Davis	W	35-34
9/16	North Central (Indpls.)	W	36-0
9/23	Lawrence Central	W	63-41
9/30	at Pike	W	49-0
10/7	at Lawrence North	W	38-14
10/14	Indpls. Cathedral	L	29-40

Sectional

10/28	at Franklin Central	W	14-10
11/4	at Columbus North	W	49-14

Regional

11/11	Warren Central	W	42-32
-------	----------------	---	-------

Semi-State

11/18	at Indpls. Cathedral	W	33-10
-------	----------------------	---	-------

DEPTH CHART

Offense 2 Deep							
Pos	#	Name	Grade	Pos	#	Name	Grade
SE	3	Noah Coy	11	SE	9	Zach Greller	12
	2	Owen Wright	12				
T	67	Charlie Gardner	12	T	78	Logan Cravens	12
G	77	Austin Wiese	12	G	56	Cade Grant	10
C	58	Peyton Hutchins	11	C	70	Cooper Rakow	12
G	50	John Lyon	12	G	62	Andrew Eckhart	10
T	54	Luke McDaniel	12	T	72	CJ Scifres	9
TE	47	TJ Williams	10	TE	36	Jack Browning	10
Slot	14	Eli Hohlt	12	Slot	6	Grant Baldwin	12
RB	12	Micah Coyle	12	RB	27	Rylan Cook	11
RB	1	Jalen Thomeson	12	RB	32	Austin Hennessy	10
QB	15	Tyler Cherry	11	QB	18	Gabe McWilliams	10

Defense 2 Deep							
Pos	#	Name	Grade	Pos	#	Name	Grade
DB	4	Ethan Watt	12	DB	31	Brody Boswell	11
S	29	Gage Rees	12	S	25	Sam Hendrick	11
S	22	Michael Soderdahl	11	S	24	Dallas Johnson	10
LB	8	Owen Bright	11	LB	41	Auggy Argbah	10
LB	48	Kaden McConnell	11	LB	33	Brendan Nellans	12
LB	21	Matthew Neff	12	LB	5	Joe Gaffney	11
DE	93	Elijah Chandler	11	DE	94	Dane Crump	10
DL	96	Ryne Roehling	12	DL	90	Isiah Turner	12
DL	75	Nate Johnson	11	DL	57	Jonathon Bauzon	11
DE	91	Ryder Woolwine	10	DE	85	Kobe Cherry	9
DB	17	Parker Doyle	12	DB	10	Andre Merritt	12

Specialists							
Pos	#	Name	Grade	Pos	#	Name	Grade
P	98	Nolan Foley	12	P	3	Noah Coy	11
PK	98	Nolan Foley	12	PK	89	Landon Monfort	12
H	3	Noah Coy	11	H	2	Owen Wright	12
PR	14	Eli Hohlt	12	PR	3	Noah Coy	11
LS	70	Cooper Rakow	12	LS	85	Kobe Cherry	9
KO	89	Landon Monfort	12	KO	98	Nolan Foley	12
KR	14	Eli Hohlt	12	KR	12	Micah Coyle	12

HEAD COACH PROFILE

School: Center Grove

Name: Eric Moore

Age: 61

Spouse's Name: Brandy

Years Married: 22

Children's Names, Ages: Tyson (30), Hannah (29), Jackson (22), Hayden (18), Sydney (16)

Current Occupation, Employer: Teacher & Head Coach of Football & Track at Center Grove HS

No. of Years: 24 at Center Grove HS

If a teacher, what subjects and grades do you teach: PE (9-12)

Education

High School Attended, Year Graduated: Edgewood HS, 1979

College Attended, Year Graduated: Indiana University, 1983

Degree(s) / Major: Bachelor of Science

Athletic Participation		
Sport	High School Years (ie: 1972, 73)	College Years (ie: 1976, 77)
Football	1975-1978	1979-1983

As a high school or college player, have you ever competed in a State or National Championship Event in any sport? If yes, please give details: Holiday Bowl for Indiana University in 1979

Coaching Experience (Football Only)

Years as Varsity Head Coach at Current School (ie: 5 years):

38

24 years

Actual Years as Varsity Head Coach at Current School (ie: 1996-2000):

1999-present

Record as Varsity Head Coach at Current School:

235-74

Overall Varsity Head Coaching Record:

282-79

Do you coach any other sports at your school?

Track (State Champion 2011)

Please list below where you've coached during your career starting with your current position:			
School	Head / Asst.	No. of Years (ie: 5)	Actual Years (ie: 1992-present)
Center Grove	Head	24	1999-present
Charlotte HS - Florida	Head	5	1994-1998

Tournament Championships (As the Varsity Head Coach, list years your team won):

Sectional: (17) 2000,2002,2003,2008,2009,2011,2012,2013,2014,2015,2016,2017,2018,2019,2020,2021,2022

Regional: (16) 2000,2002,2003,2008,2009,2011,2012,2013,2014,2015,2016,2018,2019,2020,2021,2022

Semi-State: (8) 2000,2008,2015,2016,2019,2020,2021,2022

State Championship: (4) 2008,2015,2020,2021

Something interesting about you personally or professionally that people might not know:

I am an avid fan of both Indy Car & Nascar. Since moving back to Greenwood in 1999, I have volunteered and helped at the Indianapolis Motor Speedway during the month of May for the Indy 500 and when the Brickyard took place driving pace cars and getting celebrities, drivers, and other important representatives where they need to be on special days.