

Assemblea Ordinaria del 20 aprile 2018ESITO VOTAZIONE

Oggetto : **Bilancio d'esercizio al 31 dicembre 2017**

Hanno partecipato alla votazione:

-n° 1.656 azionisti,
portatori di n° 632.717.730 azioni ordinarie, tutte ammesse al voto,
pari al 76,620247% del capitale sociale.

Hanno votato:

		% su Azioni Ordinarie
Favorevoli	625.425.655	98,847500
Contrari	1.699.283	0,268569
SubTotale	627.124.938	99,116068
Astenuti	3.478.373	0,549751
Non Votanti	2.114.419	0,334180
SubTotale	5.592.792	0,883932
Totale	632.717.730	100,000000

Ai sensi dell'art. 135-undecies del TUF **non sono computate** ai fini del calcolo della maggioranza e del capitale richiesto per l'approvazione della delibera numero **0** azioni pari al **0,000000%** delle azioni rappresentate in aula.





Assemblea Ordinaria del 20 aprile 2018

LISTA ESITO DELLE VOTAZIONE
Oggetto: Bilancio d'esercizio al 31 dicembre 2017

CONTRARI

Badge	Ragione Sociale
6029	AGOSTINI ANTONIO
**D	ERAFP ACTIONS EUROS 1
**D	CPR AM
**D	FCP ERAFP ACT EUR 7 OFI


Proprio	Delega	Totale
	1.604.451	1.604.451
	31.246	31.246
	63.586	63.586

Totale voti	1.699.283
Percentuale votanti %	0,268569
Percentuale Capitale %	0,205778



Azionisti:
Azionisti in proprio:

3 Teste:
0 Azionisti in delega: 1
3



Assemblea Ordinaria del 20 aprile 2018

LISTA ESITO DELLE VOTAZIONE

Oggetto: Bilancio d'esercizio al 31 dicembre 2017

ASTENUTI

Badge	Ragione Sociale	Proprio	Delega	Totale
6029	AGOSTINI ANTONIO			
**D	CHALLENGE FUNDS CHALLENGE ITALIAN EQUITY		150.000	150.000
**D	CHALLENGE FUNDS		42.613	42.613
**D	SOUTH YORKSHIRE PENSIONS AUTHORITY		43.718	43.718
**D	WEST YORKSHIRE PENSION FUND		32.706	32.706
**D	SWISS NATIONAL BANK		3.017.620	3.017.620
**D	CITY OF NEW YORK GROUP TRUST		57.783	57.783
**D	THE TRUSTEES OF SUPERAN ARRANGEMENTS OF THE UNI OF LONDON		931	931
**D	LGPS CENTRAL AUTHORISED CONTRACTUAL SCHEME		133.000	133.000
6493	GARRI GERARDINO	1		1
RL*	D&C GOVERNANCE S.R.L.	1		1
Totale voti				3.478.373
Percentuale votanti %				0,549751
Percentuale Capitale %				0,421221

Assemblea Ordinaria del 20 aprile 2018

LISTA ESITO DELLE VOTAZIONE

Oggetto: Bilancio d'esercizio al 31 dicembre 2017


NON VOTANTI

Badge	Ragione Sociale	Proprio	Delega	Totale
6029	AGOSTINI ANTONIO			
**D	KAIROS INTERNATIONAL SICAV - RISORGIMENTO		143.549	143.549
**D	KAIROS INTERNATIONAL SICAV - ITALIA		54.897	54.897
**D	KAIROS INTERNATIONAL SICAV - TARGET ITALY ALPHA		4.235	4.235
**D	UBI SICAV ITALIAN EQUITY		350.000	350.000
**D	UBI PRAMERICA SGR SPA		150.000	150.000
**D	NMM5 GIEP PTN ACCOUNT		46.150	46.150
**D	GIE GEN REVENUS FCP 4D		184.000	184.000
**D	GENERALI INVESTMENTS SICAV		68.240	68.240
**D	GENERALI SMART FUNDS SICAV		23.348	23.348
**D	FONDO GESTIELLE OBIETTIVO ITALIA DI ALETTI GESTIELLE S.G.R.		60.000	60.000
**D	GESTIELLE CEDOLA ITALY OPPORTUNITY DI ALETTI GESTIELLE SGR		25.000	25.000
**D	FONDO GESTIELLE PRO ITALIA DI ALETTI GESTIELLE SGR SPA		25.000	25.000
**D	INTERFUND SICAV INTERFUND EQUITY ITALY		86.000	86.000
**D	FIDEURAM ASSET MANAGEMENT (IRELAND) FONDITALIA EQUITY ITALY		563.000	563.000
**D	FIDEURAM ASSET MANAGEMENT (IRELAND) FIDEURAM FUND EQUITY ITALY		8.000	8.000
**D	FIDEURAM INVESTIMENTI SGR SPA-FIDEURAM ITALIA		16.000	16.000
**D	FIDEURAM INVESTIMENTI SGR SPA-PIANO AZIONI ITALIA		209.000	209.000
**D	FIDEURAM INVESTIMENTI SGR SPA-PIANO BILANCIATO ITALIA 50		91.000	91.000
**D	FIDEURAM INVESTIMENTI SGR - PIANO BILANCIATO ITALIA 30		7.000	7.000

Totale voti 2.114.419
 Percentuale votanti % 0,334180
 Percentuale Capitale % 0,256050

Azionisti: 19
 Azionisti in delega: 0

Teste: 1
 Azionisti in delega: 19



Assemblea Ordinaria del 20 aprile 2018

LISTA ESITO DELLE VOTAZIONE

Oggetto: Bilancio d'esercizio al 31 dicembre 2017

FAVOREVOLI

Badge	Ragione Sociale	Proprio	Delega	Totale
6008	RICCI ELEONORA		594	594
DE*	CASIGLIANI TOMMASO		150	150
DE*	DANDA S.R.L.			
6029	AGOSTINI ANTONIO			
**D	ARK LIFE ASSURANCE COMPANY LIMITED		23.585	23.585
**D	JPMORGAN FUNDS (IRELAND) ICAV		1.083	1.083
**D	BLACKROCK INDEX SELECTION FUND		360.755	360.755
**D	FIDANTE PARTNERS LIQUID STRATEGIES		60.180	60.180
**D	CORONATION GLOBAL OPPORTUNITIES FUND		161.957	161.957
**D	ARCA FONDI SGR - FONDO ARCA AZIONI ITALIA		400.000	400.000
**D	AVIVA INVESTORS AVIVA INVESTORS LUXEMBOURG		1.197.837	1.197.837
**D	JPMORGAN INVESTMENT FUNDS		935.624	935.624
**D	MORGAN STANLEY INVESTMENT FUNDS		831.457	831.457
**D	FRANKLIN TEMPLETON INVESTMENT FUNDS		124.543	124.543
**D	T. ROWE PRICE FUNDS SICAV		366	366
**D	JPMORGAN FUNDS		13.249	13.249
**D	GERANA SICAV-SIF S.A.		20.998	20.998
**D	DEXIA PENSION FUND (DEXIA ASSET MANAGEME		50	50
**D	HELABA INVEST KAPITALANLAGEGESELLSCHAFT MBH		18.387	18.387
**D	NMM5 WIEQ BRF ACCOUNT		25.400	25.400
**D	WIF LAZ GBL PFD LIS INFRA		867.849	867.849
**D	NMM5-WIEQ-CNS ACCOUNT		16.737	16.737
**D	ALLIANZ GLR EM AGI EUR HIGH DIVIDEND		97.040	97.040
**D	ALLIANZ FAD EUROPE HIGH DIVIDEND		80.390	80.390
**D	ALLIANZ GLR EQ EU RCM BEST STYLES		38.490	38.490
**D	SCHWAB INTERNATIONAL INDEX FUND		137.304	137.304
**D	THE MASTER TRUST BANK OF JAPAN LTD		1.176.686	1.176.686
**D	JTSB STB DAIWA STOCK INDEX FUND 9807		11.407	11.407
**D	JAPAN TRUSTEE SERVICES BANK LTD		4.473	4.473
**D	JAPAN TRUSTEE SERVICES BANK LTD		3.927	3.927
**D	FIDELITY FUNDS SICAV		3.400.027	3.400.027
**D	ING DIRECT		45.090	45.090
**D	THE MASTER TRUST BANK OF JAPAN LTD		120.739	120.739
**D	FIDELITY POC FIRST GLOBAL KOK PILOT		518	518
**D	AMP CAPITAL GLOBAL LISTED INFRASTRUCTURE FUND		45.901	45.901
**D	GIM SPECIALIST INVESTMENT FUNDS		7.986	7.986
**D	PIONEER FLEXIBLE OPPORTUNITIES FUND		185.753	185.753
**D	FIDELITY SAL ST FIDELITY GLOBAL EX US IN		93.608	93.608
**D	SCHWAB FUNDAMENTAL INTER LARGE COMP IN F		31.375	31.375
**D	MACQUARIE GLOBAL LISTED INFRASTRUCTURE C		72.377	72.377
**D	THORNBURG GLOBAL INVESTMENT PLC		17.791	17.791
**D	SEI INSTITUTIONAL MANAGED TRUST MULTI-AS		3.095	3.095
**D	FIDELITY SALEM STREET TRUST: SPARTAN TOTAL INTERNATIONAL INDEX FUND		17.921	17.921

Pagina 4

Azionisti: 1.624 Teste: 30
 Azionisti in proprio: 20 Azionisti in delega: 1.604

Assemblea Ordinaria del 20 aprile 2018

LISTA ESITO DELLE VOTAZIONE
Oggetto: Bilancio d'esercizio al 31 dicembre 2017

FAVOREVOLI

Badge	Ragione Sociale	Proprio	Delega	Totale
**D	FIDELITY UCITS ICAV		8.719	8.719
**D	DEVELOPED INTERNATION EQUITY SELECT ETF		165	165
**D	FIDELITY UCITS II ICAV		346	346
**D	COHEN & STEERS GLOBAL LIST. INFR.FD		60.603	60.603
**D	NUVEEN GLOBAL INFRASTRUCTURE FUND		879.856	879.856
**D	ADVISOR MANAGED TRUST - TACTICAL OFFENSI		14.815	14.815
**D	CORNERSTONE ADVISORS GLOBAL PUBLIC EQUITY FUND		10.324	10.324
**D	GLOBAL X SCIENTIFIC BETA EUROPE ETF		263	263
**D	PANAGORA RISK PARITY M.A.C.FD		952	952
**D	BEST INVESTMENT CORPORATION		340.457	340.457
**D	BEST INVESTMENT CORPORATION		252.454	252.454
**D	BEST INVESTMENT CORPORATION		394.996	394.996
**D	HSBC GROUP HONG KONG LOCAL STAFF RETIREMENT BENEFIT SCHEME		2.927	2.927
**D	HSBC MANAGED STABLE GROWTH FUND		243	243
**D	HSBC MANAGED STABLE FUND		165	165
**D	HSBC MANAGED GROWTH FUND		2.779	2.779
**D	HSBC MANAGED BALANCED FUND		1.541	1.541
**D	JPMORGAN MULTI INCOME FUND		52.990	52.990
**D	ALL GL IN ASIA FD-ALLIANZ SEL EU EQY DIV		18.890	18.890
**D	JPMORGAN EUROPE STRATEGIC DIVIDEND FUND		15.052	15.052
**D	CARDIF VITA COMPAGNIA ASSIC E RIASS SPA		750.000	750.000
**D	DEKA MASTER HAEC I		43.929	43.929
**D	AXA EURO DIVIDEND K		19.600	19.600
**D	ALLIANZ RFG FONDS		80.370	80.370
**D	AXA EURO DIVIDEND S		12.800	12.800
**D	UNIVERSAL-CAV		22.557	22.557
**D	BAYVK A4 FONDS		17.956	17.956
**D	ALLIANZGI FONDS ALLRA		2.610	2.610
**D	ALLIANZGI FONDS SCHLUCCO		6.000	6.000
**D	DILL COFONDS		3.500	3.500
**D	AGI FONDS LIPCO III		1.500	1.500
**D	ALLIANZGI FONDS MAF4		5.480	5.480
**D	ALLIANZGI FONDS KDCCO		10.000	10.000
**D	ALLIANZGI FONDS COEN2		10.000	10.000
**D	ALLIANZGI FONDS RBB		2.391	2.391
**D	ALLIANZGI FONDS SIV		3.000	3.000
**D	ALLIANZGI FONDS AFE		26.682	26.682
**D	ALLIANZGI FONDS PTV2		21.978	21.978
**D	ALLIANZGI FONDS PF1		6.625	6.625
**D	ALLIANZGI FONDS PF1		5.000	5.000
**D	ALLIANZGI FONDS PF2		21.134	21.134
**D	ALLIANZGI FONDS PF2		3.500	3.500
**D	ALLIANZGI FONDS MAF1		6.000	6.000

Pagina 5

Azionisti: 1.624 Teste: 30
Azionisti in proprio: 20 Azionisti in delega: 1.604



Assemblea Ordinaria del 20 aprile 2018

LISTA ESITO DELLE VOTAZIONE
Oggetto: Bilancio d'esercizio al 31 dicembre 2017

FAVOREVOLI

Badge	Ragione Sociale	Proprio	Delega	Totale
**D	ALLIANZGI E		40.000	40.000
**D	ALLIANZGI FONDS PENSIONS		3.801	3.801
**D	BP2S FRANKFURT/AXA INVESTMENT MANAGERS GMBH ON BEHALF OF AXA EURO DIVIDEND DBVL		15.600	15.600
**D	AXA EURO DIVIDEND D		2.800	2.800
**D	AXA EURO DIVIDEND L		6.400	6.400
**D	ALLIANZGI FONDS NASPA PENSIONSFONDS		2.231	2.231
**D	AXA ASSICURAZIONI SPA		4.000	4.000
**D	BNP PARIBAS L1		315.833	315.833
**D	BNP PARIBAS A FUND		59.822	59.822
**D	BNP PARIBAS EASY		131.564	131.564
**D	BNP PARIBAS B PENSION GROWTH		52.607	52.607
**D	BNP PARIBAS B PENSION STABILITY		21.155	21.155
**D	METROPOLITAN RENTASTRO		93.337	93.337
**D	BNP PARIBAS B PENSION BALANCED		232.421	232.421
**D	JANUS HEND INSTIT EUROP INDEX OPP FUND		49.849	49.849
**D	BPTCJ DFF REVEH CITIBK RH FD SERV JERSEY		2.627	2.627
**D	ENHANCED INDEX INTERNATIONAL SHARE FUND		10.885	10.885
**D	BP2S SYDNEY/ENHANCED INDEX INTERNATIONAL SHARE FUND		34.439	34.439
**D	INSURANCE COMMISSION OF WESTERN AUSTRALI		362.575	362.575
**D	AUSTRALIAN CATHOLIC SUPERAN RETIREM FUND		4.997	4.997
**D	CLEARVIEW INFRASTRUCTURE FUND		378.841	378.841
**D	MERCER PROPERTY AND INFRASTRUCTURE		66.322	66.322
**D	AMP CAP UNHEDGED GL SHS MULTI MAN FUND		7.837	7.837
**D	AMP INT EQ IND FD HEDGED		53.543	53.543
**D	FIRST STATE INVESTMENTS GLOBAL LISTED IN		190.653	190.653
**D	IPAC SPEC INV STR INT SHARESTRATEGY NO 1		3.640	3.640
**D	WHOLESALE GLOBAL EQUITY INDEX FUND		1.438	1.438
**D	AMP GLOBAL LISTED INFRASTR INDEX FUND HED		196.825	196.825
**D	UNISUPER		3.817	3.817
**D	WHOLESALE UNIT TRUST GL INFRASTRUCTURE F		61.999	61.999
**D	AMP CAPITAL GLOBAL LISTED INFRASTR. FD		226.896	226.896
**D	BP2S SYDNEY / UNISUPER		517.638	517.638
**D	WHOLESALE UNIT TRUST MSCI GLOB INDEX SHS		4.092	4.092
**D	IPAC SPEC INVEST STR LISTED GL INFR		44.045	44.045
**D	AMP CAPITAL GLOBAL INFRASTRUCTURE SECURITIES FUND (UNHEDGED) (MANAGED FUND)		17.960	17.960
**D	AMP CAPITAL GLOBAL INFR SECUR FUND UNHED		821.459	821.459
**D	CARDIFF ASSICURAZIONI SPA		15.000	15.000
**D	FCP BNP PARIBAS ACTIONS EUROLAND		56.032	56.032
**D	FCP BNP PARIBAS ACTIONS EUROPE		2.092	2.092
**D	AXA AA DIVERSFIE INDICIEL 1		18.082	18.082
**D	FCP ALM ACTIONS EURO		175.416	175.416
**D	FCP CNP ACTIONS EM		69.309	69.309
**D	ROSENBERG EUROBLOC		328.400	328.400

Assemblea Ordinaria del 20 aprile 2018

LISTA ESITO DELLE VOTAZIONE

Oggetto: Bilancio d'esercizio al 31 dicembre 2017

FAVOREVOLI

Badge	Ragione Sociale	Proprio	Delega	Totale
**D	SAKKARAH 7		10.372	10.372
**D	SAINT MARTIN 2		79.966	79.966
**D	STICHT BEDRIJ MEDIA PNO		59.261	59.261
**D	IPA CORPORATE ACTIONS AND INCOME		18.658	18.658
**D	STICHTING PENSIOENFONDS AHOLD		27.357	27.357
**D	CAISSE DES DEPOTS ET CONSIGNATIONS		55.514	55.514
**D	FONDS RESERVE RETRAITES		133.816	133.816
**D	FONDS DE RESERVE POUR LES RETRAITES		44.992	44.992
**D	SWISS LIFE LUXEMBOURG SA		27.975	27.975
**D	PI CH - EUROPEAN EX SWISS EQUITIES TRACKER EX SL		1.040	1.040
**D	BANQUE PICTET & CIE SA		8.597	8.597
**D	PI CH-WORLD EX SWISS EQUITIES TRACKER US		35.603	35.603
**D	PICTET GLOBAL SELECTION FUND		94.598	94.598
**D	BGSF GLOBAL UTILITIES EQUITIES FUND		3.168.351	3.168.351
**D	PICTET-EUROPE INDEX		165.541	165.541
**D	MEMNON FUND		1.135.541	1.135.541
**D	GLOBAL HIGH DIVIDEND EQUITY MOTHER FUND		270.000	270.000
**D	SHINKO GLOBAL EQUITY INDEX MOTHER FUND		913	913
**D	FUJI XEROX PENSION FUND		85.241	85.241
**D	GIVI GLOBAL EQUITY FUND CLT AC		6.436	6.436
**D	MACQUARIE - GLOBAL LISTED INFR FD		42.983	42.983
**D	BROOKFIELD INVESTMENT FUNDS UCITS		173.600	173.600
**D	QUAESTIO CAPITAL FUND		4.857	4.857
**D	MAPLE BROWN ABBOTT FUNDS PLC		273.170	273.170
**D	SINGLE SELECT PLATFORM		144.392	144.392
**D	BLACKROCK INSTITUTIONAL JERSEY FUNDS		9.513	9.513
**D	BLACKROCK INSTITUTIONAL POOLED FUND PLC		54.706	54.706
**D	NFS LIMITED TRAFALGAR COURT		12.747	12.747
**D	NFS LIMITED TRAFALGAR COURT		19.246	19.246
**D	SHELL TRUST (BERMUDA) LIMITED AS TRUSTEE OF THE SHELL INTERNATIONAL PENSION FUND		5.864	5.864
**D	SHELL TRUST (BERMUDA) LTD AS TRUSTEE OF THE SHELL OVERSEAS CONTRIBUTORY PENSION FUND		15.055	15.055
**D	CONSTRUCTION AND BUILDING UNIONS SUPERAN		213.728	213.728
**D	H.E.S.T. AUSTRALIA LIMITED		17.805	17.805
**D	STP TRUSTEE CORPORATION		565.765	565.765
**D	STP TRUSTEE CORPORATION		3.966	3.966
**D	CITY OF PHILADELPHIA PUBLIC EMPL RET SYS		22.043	22.043
**D	STATE COMMON RETIREMENT FUND		93.399	93.399
**D	ASSET MANAGEMENT LIFE LTD		258.223	258.223
**D	ASSET MANAGEMENT LIFE LTD 5 BRO		3.340	3.340
**D	WAGLEMAN WHOLESALE PLUS INFRASTRUCTURE F		14.164	14.164
**D	RETIREMENT BENEFIT FUND		1.353	1.353
**D	LINKED INT SHARE (UNHEDGED) FD		4.553	4.553
**D	FIDELITY FIRST GLOBAL FUND		913	913

Pagina 7

Azionisti: 1.624 Teste: 30
 Azionisti in proprio: 20 Azionisti in delega: 1.604



Assemblea Ordinaria del 20 aprile 2018

LISTA ESITO DELLE VOTAZIONE

Oggetto: Bilancio d'esercizio al 31 dicembre 2017

FAVOREVOLI

Badge	Ragione Sociale	Proprio	Delega	Totale
**D	JPMORGAN CHASE BANK - PB - UNITED STATES TRUSTS		459	459
**D	JPMORGAN CHASE BANK N.A.		1.343	1.343
**D	ROCKEFELLER & CO., INC		2.009	2.009
**D	BANCO CENTRAL DE TIMOR EST		35.091	35.091
**D	GAMMA EMIRATES INVESTMENT L.L.C. EM		686	686
**D	CONNECTICUT GENERAL LIFE INSURANCE COMPA		4.869	4.869
**D	FQ ESSENTIAL BETA FUND LTD		5.000	5.000
**D	THE BARCLAYS BANK UK RETIREMENT FUND		5.556	5.556
**D	BANCO CENTRAL DE TIMOR EST		31.956	31.956
**D	UBS (US) GROUP TRUST		19.687	19.687
**D	ISHARES EDGE MSCI WORLD MINIMUM VOLATILI		402	402
**D	IBM PERSONAL PENSION PLAN TRUST		2.783	2.783
**D	ISHARES WHOLESALE SCREENED INT EQ IND F		3.933	3.933
**D	LUCRF PTY LTD FOR THE LABOUR UNION CO-OPERATIVE RETIREMENT FUND		3.154	3.154
**D	ADVANCE INTERNATIONAL SHARE INDEX FUND		15.868	15.868
**D	AUSCOAL SUPERANNUATION FUND		315.057	315.057
**D	BLACKROCK GLOBAL LISTED INFRASTRUCTURE F		3.248	3.248
**D	MTBJ DAIDO LIFE FOREIGN EQUITY MOTHER FD		1.971	1.971
**D	ISHARES WHOLESALE INTERN EQ INDEX FUND		28.403	28.403
**D	OPTIMIX WHOLESALE INTERNATIONAL PROPERTY SECURITIES TRUST		142.589	142.589
**D	BLACKROCK FISSION INDEXED INTL EQUITY FD		24.549	24.549
**D	ISHARES ALLCOUNTRY EQUITY INDEX FUND		1.980	1.980
**D	THE BOEING COMPANY EMPLOYEE RETIREMENT PLANS MASTER TRUST		268.994	268.994
**D	WSSP INTERNATIONAL EQUITIES TRUST		8.976	8.976
**D	BOMBARDIER TRUST U.S. MASTER TRUST		29.902	29.902
**D	JPM FUND ICVC-JPM MULTI-ASSET INCOME F.		9.171	9.171
**D	AVIVA LIFE & PENSIONS UK LIMITED		101.462	101.462
**D	UBS ASSET MANAGEMENT LIFE LTD		20.109	20.109
**D	UBS MSCI WORLD MINIMUM VOLATILITY INDEX		95.221	95.221
**D	UBS FTSE RAFI DEVELOPED 1000 INDEX FUND		8.580	8.580
**D	RETIREMENT INCOME PLAN OF SAUDI ARABIAN OIL COMPANY		1.827	1.827
**D	NVIT INTERNATIONAL INDEX FUND		60.521	60.521
**D	FUNDACAO CALOUSTE GULBENKIAN		10.978	10.978
**D	JNL/BROOKFIELD GLOBAL INFRASTRUCTURE FUND		1.484.700	1.484.700
**D	FLEXSHARES MORNINGSTAR DEVELOPED MARKETS		12.798	12.798
**D	EQ ADVISORS TRUST - AXA INTERNATIONAL CORE MANAGED VOLATILITY PORTFOLIO		25.818	25.818
**D	T ROWE PRICE INTERNATIONAL EQUITY INDEX		19.588	19.588
**D	SBC MASTER PENSION TRUST SBC MASTER PENSION TRUST 208		11.160	11.160
**D	JNL/MELLON CAPITAL INTNAL INDEX FUND		59.961	59.961
**D	FLEXSHARES INTERNATIONAL QUALITY DIVIDEND DEFENSIVE INDEX FUND		8.680	8.680
**D	EQ.ADVISORS TR AXA TEMPLE GLOB EQ M VO P		5.111	5.111
**D	EQ ADVISORS TRUST-AXA GLOBAL EQ MANAGED		20.108	20.108
**D	FLEXSHARES INTERNATIONAL QUALITY DIVIDEND INDEX FUND		73.211	73.211

Pagina 8

Azionisti:	1.624	Teste:	30
Azionisti in proprio:	20	Azionisti in delega:	1.604

Assemblea Ordinaria del 20 aprile 2018

LISTA ESITO DELLE VOTAZIONE

Oggetto: Bilancio d'esercizio al 31 dicembre 2017

FAVOREVOLI

Badge	Ragione Sociale	Proprio	Delega	Totale
**D	EQ ADVISORS TRUST - ATM INTL. PORTFOLIO		32.361	32.361
**D	EQ ADVISORS TRUST-AXA INTL.MANAGED VOLAT		59.580	59.580
**D	JNL/BLACKROCK GLOBAL ALLOCATION FUND		238	238
**D	ABU DHABI RETIREMENT PENSIONS AND BENEFIT		35.938	35.938
**D	MINISTRY OF STRATEGY AND FINANCE		160.837	160.837
**D	SBC MASTER PENSION TRUST		21.898	21.898
**D	JNL-S&P INTERNATIONAL 5 FUND		12.952	12.952
**D	FLEXSHARES STOXX GLOBAL BROAD INFRASTRUC		247.285	247.285
**D	FLEXSHARES STOXX GLOBAL ESG IMPACT INDEX		490	490
**D	GOLDMAN SACHS TRUST - GOLDMAN SACHS INTE		8.283	8.283
**D	GOLDMAN SACHS TRUST- GOLDMAN SACHS INTER		40.489	40.489
**D	PETERCAM B FUND		78.889	78.889
**D	PUBLIC EMPLOYEES RETIREMENT SYSTEM OF OHIO		62.171	62.171
**D	THE MASTER TRUST BANK OF JAPAN LTD		601.899	601.899
**D	THE MASTER TRUST BANK OF JAPAN, LTD AS TRUSTEE FOR MUTB400045796		593.233	593.233
**D	STICHTING SHELL PENSIOENFONDS		51.426	51.426
**D	SHELL PENSIONS TRUST LIMITED AS TRUSTEE OF SHELL CONTRIBUTORY PENSION FUND		31.404	31.404
**D	STICHTING PENSIOENFONDS MEDISCH SPECIALI		350.099	350.099
**D	THE MASTER TRUST BANK OF JAPAN, LTD. AS TRUSTEE FOR MUTB400045792		217.470	217.470
**D	MASTER TRUST BANK OF JAPAN, LTD. PENSION		571.148	571.148
**D	ALLIANZGI-FONDS DSPT		19.586	19.586
**D	FIDELITY EUROPEAN VALUES PLC		552.952	552.952
**D	KAPITALFORENINGEN PENSAM INVEST PSI 30 EUROPÆISKE AKTIER		28.863	28.863
**D	KAPITALFORENINGEN PENSAM INVEST PSI 31 EUROPÆISKE AKTIER		29.157	29.157
**D	FIDELITY INVESTMENT FUNDS III FIDELITY DIVERSIFIED GROWTH FUND		10.090	10.090
**D	NATIONWIDE INTERNATIONAL INDEX FUND		47.467	47.467
**D	JPMORGAN EUROPEAN INVESTMENT TRUST PLC		37.524	37.524
**D	STICHTING DEPOSITARY APG DEVELOPED MARKETS EQUITY MINIMUM VOLATILITY POOL		136.352	136.352
**D	NEW MEXICO STATE INVESTMENT COUNCIL		22.013	22.013
**D	EQ ADVISORS TRUST - AXA SMARTBETA EQUITY		500	500
**D	VANTAGETRUST III MASTER COLLECTIVE INVE		24.580	24.580
**D	STICHTING PENSIOENFONDS VOOR HUISARTSEN		27.356	27.356
**D	THE MASTER TRUST BANK OF JAPAN		33.375	33.375
**D	BUREAU OF LABOR FUNDS - LABOR RETIREMENT FUND		5.091	5.091
**D	BUREAU OF LABOR FUNDS- LABOR PENSION FUND		10.596	10.596
**D	BUREAU OF LABOR FUNDS- LABOR PENSION FUND		21.606	21.606
**D	BUREAU OF LABOR FUNDS - LABOR RETIREMENT FUND		6.456	6.456
**D	BUREAU OF LABOR FUNDS - LABOR RETIREMENT FUND		5.140	5.140
**D	BUREAU OF LABOR FUNDS - LABOR RETIREMENT FUND		197.762	197.762
**D	BUREAU OF LABOR FUNDS - LABOR RETIREMENT FUND		1.079.082	1.079.082
**D	LABOR FUNDS-LABOR INSURANCE FUND		566.549	566.549
**D	LABOR FUNDS- LABOR PENSION FUND		25.544	25.544
**D	LABOR FUNDS - LABOR RETIREMENT FUND		399.227	399.227
**D	LABOR FUNDS - LABOR RETIREMENT FUND			
**D	FIDELITY INVESTMENT FUNDS - FIDELITY GLOBAL DIVIDEND FUND			

Pagina 9

Azioni in mano 1.624 Teste: 30
 Azionisti in delega 20 Azionisti in delega: 1.604



Assemblea Ordinaria del 20 aprile 2018

LISTA ESITO DELLE VOTAZIONE

Oggetto: Bilancio d'esercizio al 31 dicembre 2017

FAVOREVOLI

Badge	Ragione Sociale	Proprio	Delega	Totale
**D	FIDELITY INVESTMENT FUNDS - FIDELITY MONEYBUILDER WORLD INDEX FUND		10.800	10.800
**D	FIDELITY INSTITUTIONAL PAN EUROPEAN FUND		60.569	60.569
**D	FIDELITY INVESTMENT FUNDS - EUROPEAN FUN		1.188.198	1.188.198
**D	AXA ROSENBERG EUROPEAN FUND		12.800	12.800
**D	FIDELITY INVESTMENT FUNDS - FIDELITY INDEX EUROPE		131.869	131.869
**D	FIDELITY INVESTMENT FUNDS - FIDELITY INDEX EUROPE		24.753	24.753
**D	SIJOITUSRAHASTO ALFRED BERG EUROPE		51.134	51.134
**D	THE MASTER TRUST BANK OF JAPAN LTD		2.568	2.568
**D	AQR FUNDS - AQR EMERGING MOMENTUM		3.173	3.173
**D	AQR INTERNATIONAL MOMENTUM FUND		12.192	12.192
**D	BLACKROCK MULTI-ASSET INC.PORTF.OF BLACK		621.172	621.172
**D	BLACKROCK TACTICAL OPP ED OF BLACK FDS		25.689	25.689
**D	THE MASTER TRUST BANK OF JAPAN		31.012	31.012
**D	BLACKROCK INSTITUTIONAL TRUST COMPANY N.A. INVESTMENT FUNDS FOR EMPLOYEE BENEFIT TRUSTS		706.474	706.474
**D	IMPACT GLOBAL ALPHA TILTS NON-LENDABLE F		869	869
**D	TRUST AND CUSTODY SERVICES BANK LIMITED		34.969	34.969
**D	JPMORGAN INCOME BUILDER FUND		144.725	144.725
**D	COLUMBIA GLOBAL INFRASTRUCTURE FUND		156.891	156.891
**D	PROSHARES DJ BROOKFIELD GLOB.INFRASTR.ET		17.040	17.040
**D	OPPENHEIMER MACQUARIE GLOBAL INFRASTRUCR		22.925	22.925
**D	OSHARES FTSE EUROPE QUALITY DIVIDEND ETF		5.617	5.617
**D	1290 FUNDS - 1290 SMARTBETA EQUITY FUND		500	500
**D	THE KATHERINE MOORE REVOCABLE TRUST		486	486
**D	KATHERINE C. MOORE CHARITABLE LEAD ANNUITY TRUST II		903	903
**D	JPMORGAN DIVERS RETURN EU EQUIT ETF		4.666	4.666
**D	MULTI-MAN DIRECT ALTERNATIVE STRATE FUND		3.887	3.887
**D	FIDELITY INVESTMENTS MONEY MANAGEMENT INC		315	315
**D	MMA PRAXIS INTERNATIONAL INDEX FUND		13.863	13.863
**D	HOBART FAMILY INVESTMENTS LLC		1.982	1.982
**D	COMMINGLED PENSION TRUST FUND (INTREPID INTERNATIONAL) OF JPMORGAN CHASE BANK		102.503	102.503
**D	KAYNE GLOBAL INFRASTRUCTURE FUND LP		8.600	8.600
**D	T ROWE PRICE INTL CORE EQUITY TRUST		513	513
**D	UNITED STATES STEEL CORPORATION REPRESEN		536	536
**D	RBC INTERNATIONAL EQUITY INDEX ETF		10.295	10.295
**D	RBC QUBE LOW VOLATILITY GLOBAL EQUITY FU		24.520	24.520
**D	SUN LIFE SENTRY INFRASTRUCTURE FUND		283.465	283.465
**D	AURION INTERNATIONAL DAILY EQUITY FD		1.643	1.643
**D	LABORERS PENSION FUND OF WESTERN CANADA		24.800	24.800
**D	ASSOCIATION BIENE RETR POL VILLE MONTREA		11.600	11.600
**D	MANULIFE SOBEYS GLOBAL EQUITY FUND UT		65.100	65.100
**D	MANULIFE GLOBAL INFRASTRUCTURE FUND		128.900	128.900
**D	MANULIFE INVESTMENT EXCHANGE FUND CORP		43.100	43.100
**D	MANULIFE SENTINEL INCOME (33) FUND UT		20.800	20.800

Assemblea Ordinaria del 20 aprile 2018



LISTA ESITO DELLE VOTAZIONE
Oggetto: Bilancio d'esercizio al 31 dicembre 2017

FAVOREVOLI

Badge	Ragione Sociale	Proprio	Delega	Totale
**D	MAPLE BROWN ABBOT GLOBAL LISTED INFR FD		679.902	679.902
**D	LONDON LIFE INSURANCE COMPANY		12.900	12.900
**D	THE GREAT-WEST LIFE ASSURANCE COMPAN		4.600	4.600
**D	REGIME DE RETRAITE D HYDRO QUEBEC		90.900	90.900
**D	4D GLOBAL INFRASTRUCTURE FUND		23.045	23.045
**D	GENUS FOSSIL FREE DIVIDEND EQUITY FUND		25.000	25.000
**D	GENUS DIVIDEND EQUITY FUND		59.700	59.700
**D	GENUS FOSSIL FREE CANGLOBE EQUITY FUND		17.900	17.900
**D	FONDS DE SOLIDARITE DES TRAV.QUEBEC FTQ		11.327	11.327
**D	BROOKFIELD GLOBAL LISTED INFRASTRUCTURE		186.300	186.300
**D	BROOKFIELD GLOBAL INFRASTRUCTURE SECURIT		123.100	123.100
**D	BOMBARDIER TRUST (CANADA) REAL RETURN AS		250.513	250.513
**D	THE BOMBARDIER TRUST (UK)		274.480	274.480
**D	SVS TPI INCOME BUILDER 1		83.935	83.935
**D	FTSE ALL WORLD INDEX FUND		32.579	32.579
**D	CENTRAL FINANCE BOARD METHODIST CHURCH		3.430	3.430
**D	FLF STRATEGIC GLOBAL EQUITY FUND		50.022	50.022
**D	REASSURE LIMITED		166.704	166.704
**D	FLF GLOBAL EQUITY FUND		92.261	92.261
**D	FRIENDS LIFE AND PENSIONS LIMITED		73.977	73.977
**D	FRIENDS LIFE FUNDS LIMITED		82.072	82.072
**D	FIRST STATE GLOBAL UMBRELLA FUND PLC-FIR		5.277	5.277
**D	FIRST STATE GLOBAL OPPORTUNITIES FUND		544.122	544.122
**D	HSBC EUROPEAN INDEX FUND		131.537	131.537
**D	FRIENDS LIFE AND PENSIONS LIMITED		4.735	4.735
**D	TALOS CAPITAL DESIGNATED ACTIVITY COMPAN		11.205.167	11.205.167
**D	HSBC ETFS PLC		11.415	11.415
**D	HSBC GLOBAL INVESTMENT FUNDS		2.314	2.314
**D	HSBC BANK PLC A/C NATIONAL GRID UK PENSION SCHEME		32.318	32.318
**D	HSBC ETFS PLC 25/28 NORTH WALL QUAY		4.846	4.846
**D	MERRILL LYNCH PROFESSIONAL CLEARING CORP		2.300	2.300
**D	NMM5-GIEP BRI ACCOUNT		44.190	44.190
**D	NMM5-WIEQ-NVN ACCOUNT		15.591	15.591
**D	NMM5 GIEP NVN ACCOUNT		76.013	76.013
**D	ODIER FUNDS (SWITZERLAND) SA I3D		52.752	52.752
**D	TRUST & CUSTODY SERVICES BANK LTD		66.620	66.620
**D	TRUST & CUSTODY SERVICES BANK LTD AS TRUSTEE FOR PENSION INVESTMENT FUND TRUST NUMBER 21		9.201	9.201
**D	GLOBAL INVESTMENT TRUST (LUXEMBOURG) - NIKKO AM INTECH KOKUSAI FUND		178	178
**D	GLOBAL INVESTMENT TRUST (LUXEMBOURG) - NIKKO AM INTECH KOKUSAI FUND		27	27
**D	GLOBAL INVESTMENT TRUST (LUXEMBOURG) - NIKKO AM INTECH KOKUSAI FUND		811.079	811.079
**D	GLOBAL INVESTMENT TRUST (LUXEMBOURG) - NIKKO AM INTECH KOKUSAI FUND		1.275.301	1.275.301
**D	GLOBAL INVESTMENT TRUST (LUXEMBOURG) - NIKKO AM INTECH KOKUSAI FUND		2.920.889	2.920.889
**D	GLOBAL INVESTMENT TRUST (LUXEMBOURG) - NIKKO AM INTECH KOKUSAI FUND		168.093	168.093

Pagina 11

Azionisti: 1.624 Teste: 30
Azionisti in proprio: 20 Azionisti in delega: 1.604



Assemblea Ordinaria del 20 aprile 2018

LISTA ESITO DELLE VOTAZIONI
 Oggetto: Bilancio d'esercizio al 31 dicembre 2017

FAVOREVOLI

Badge	Regione Sociale	Proprio	Delega	Totale
**D	VANGUARD FTSE ALL-WORLD EX US INDEX FUND		903.943	903.943
**D	VANGUARD FUNDS PLC		258.291	258.291
**D	VANGUARD INVESTMENT SERIES PLC		615.157	615.157
**D	ANIMA SGR SPA		603.365	603.365
**D	ANIMA SGR SPA ANIMA CRESCITA ITALIA		53.843	53.843
**D	ABERDEEN GLOBAL		24.099	24.099
**D	ABERDEEN DIVERSIFIED INCOME FUND		4.954	4.954
**D	ABARDEEN MONCEAU		3.366	3.366
**D	FONDS RESERVE RETRAITES		21.819	21.819
**D	FCP TRANSAT PATRIMOINE 2		85.000	85.000
**D	FCPE SERENIS ADAGIO		1.700	1.700
**D	FCPE LES TROIS FONTAINES		2.200	2.200
**D	POINCARÉ II		2.500	2.500
**D	FCP JPA		3.000	3.000
**D	SICAV METISS		4.000	4.000
**D	ROBEKO CAPITAL GROWTH FUNDS		1.746	1.746
**D	UNIVERSE THE CMI GLOBAL NETWORK FUND		59.455	59.455
**D	SCHRODER INTERNATIONAL SELECTION FUND		1.157	1.157
**D	FIDUCIARY TRUST COMPANY INTERNATIONAL AS		1.033	1.033
**D	VANGUARD GLOBAL INFRASTRUCT. INDEX FUND		65.765	65.765
**D	ANZ WHOLESALE INTERN.SHARE NO. 1 FUND		1.760	1.760
**D	VANGUARD INTERNATIONAL SHARE INDEX FUND		149.483	149.483
**D	ONEPATH GLOB SHARES LARGE CAP UNHED IN P		56.136	56.136
**D	ONEPATH LOW VOLATILITY GLOBAL EQ IN POOL		27.151	27.151
**D	MTBJ DAIDO LIFE FOREIGN EQUITY MOTHER FD		535.369	535.369
**D	AXA EQUITABLE LIFE INSURANCE CO		4.370	4.370
**D	EQ ADVISORS TRUST - ATM INTL. PORTFOLIO		13.471	13.471
**D	VANGUARD TOTAL INTERNATIONAL STOCK INDEX		7.180.469	7.180.469
**D	PRUDENTIAL LEGACY INSURANCE COMPANY OF N		10.456	10.456
**D	VANGUARD FID COMPANY EUROPEAN STOCK INDE		26.477	26.477
**D	NEW MEXICO STATE INVESTMENT COUNCIL		15.594	15.594
**D	EQ.ADVISORS TRUST-AXA/AB DYNAMIC GROWTH		21.035	21.035
**D	NBIMC EAFE EQUITY INDEX FUND - CLASS N		10.956	10.956
**D	NBIMC PUBLIC INFRASTRUCTURE (2017)		68.319	68.319
**D	RBC ISB - MMA VIE SA		702.873	702.873
**D	FCP LBPAM IRC ACTIONS EURO MIN VAR		10.141	10.141
**D	FORSTA AP - FONDEN		1.208.670	1.208.670
**D	SPROTT GLOBAL INFRASTRUCTURE FUND		10.465	10.465
**D	SAS TRUSTEE CORPORATION		113.425	113.425
**D	THE BOEING COMPANY EMPLOYEE RETIREMENT PLANS MASTER TRUST		274.915	274.915
**D	RARE INFRASTRUCTURE VALUE FUND UNHEDGED		948.260	948.260
**D	RARE INFRASTRUCTURE INCQME FUND		4.152	4.152
**D	RARE INFRASTRUCTURE VALUE FUUND HEDGED		1.092.327	1.092.327

Assemblea Ordinaria del 20 aprile 2018

LISTA ESITO DELLE VOTAZIONE

Oggetto: Bilancio d'esercizio al 31 dicembre 2017

FAVOREVOLI

Badge	Ragione Sociale	Proprio	Delega	Totale
**D	DPAM CAPITAL B EQUITIES EUROPE INDEX		35.561	35.561
**D	DPAM DBI-RDT EQUITIES EMU		19.000	19.000
**D	DPAM CAP B EQU EMU INDEX		111.496	111.496
**D	OLD WESTBURY LARGE CAP STRATEGIES FUND ATTN JUDSON K LA LONDE		46.939	46.939
**D	BBVABCO DEPOSITARIOINVEST FUNDS		11.280	11.280
**D	STATE OF WISCONSIN INVESTMENT BOARD		347.290	347.290
**D	ADVANTAGE FUNDS INC DREYFUS GLOBAL MULTI ASSET INCOME FUND		23.791	23.791
**D	THE GOVERNMENT EMPLOYEES PENSION FUND GEPP		16.876	16.876
**D	SUBSIDIZED SCHOOLS P FUND NORTHERN		12.883	12.883
**D	THE HARTFORD RETIREMENT PLAN TRUST FOR US EMPLOYEES		10.430	10.430
**D	KAPITALFORENINGEN EMD INVEST GLOBALE AKTIER II		8.328	8.328
**D	KAPITALFORENINGEN EMD INVEST GLOBALE AKTIER III		2.288	2.288
**D	56053 IP GLOBAL EQUITIES I		27.891	27.891
**D	AST QMA INTL CORE EQUITY PORT PDMP		67.317	67.317
**D	DELTA LLOYD EQUITY SUSTAINABLE GLOBAL FUND		13.847	13.847
**D	DELTA LLOYD EQUITY SUSTAINABLE GLOBAL FUND DPF		9.026	9.026
**D	DELTA LLOYD EQUITY SUSTAINABLE GLOBAL FUND A		25.561	25.561
**D	NATIONAL BANK TRUST		508.346	508.346
**D	CF MITON GLOBAL INFRASTRUCTURE INCOME FUND		18.200	18.200
**D	SP LLP UK CHARITIES CLIENTS AC		8.230	8.230
**D	DEP QF SSGA NONUS EQUITY H1		1.450	1.450
**D	DEP QF SSGA NONUS EQUITY R2		4.325	4.325
**D	DEP QF SSGA NONUS EQUITY B1		1.964	1.964
**D	DEP QF SSGA NONUS EQUITY B2		2.010	2.010
**D	GENERAL MILLS GROUP TRUST		27.783	27.783
**D	GNPF COL EAFE GINNA Q		2.000	2.000
**D	PB SSGA INTL EQ TAX		2.147	2.147
**D	POWERSHARES PUREBETA FTSE DEVELOPED EX NORTHAMERICA PORTFOLIO		84	84
**D	USMIA GLOBAL EQUITY		1.607	1.607
**D	BOA OMNIBUS PERAMETRIC		3.014	3.014
**D	BNYMTD DEP OF PG GENERATIONS FUND		48.900	48.900
**D	BRAF QUANT GLBL VAL EQTY		327	327
**D	DRMA LTD		18.349	18.349
**D	WF MFS LTD EAFE GLOBAL		20.043	20.043
**D	VIRTUS DUFF AND PHELPS GLOBAL INFRASTRUCTURE FUND		167.836	167.836
**D	CSW CITW FD PARAMETRIC		849	849
**D	GLOBAL ATLANTIC BLACKROCK DISCIPLINED INTERNATIONAL CORE PORTFOLIO		10.560	10.560
**D	BAYE EQUITY INCOME FUND PAYDEN EQUITY INCOME FUND		309.600	309.600
**D	GLOBAL CAPITAL REAL ASSETS FUND LLC		107.200	107.200
**D	FIDELITY SALEM STREET TRUST FIDELITY SAI INTERNATIONAL INDEX FUND		242.588	242.588
**D	GLOBAL SUSTAINABLE INTL EQ ETF		7.559	7.559
**D	GLOBAL SUSTAINABLE GLOBAL EQ ETF		1.412	1.412
**D			1.936	1.936

Pagina 13

Azionisti in proprio: 1.624 Teste: 30
 Azionisti in delega: 20 Azionisti in delega: 1.604



Assemblea Ordinaria del 20 aprile 2018

LISTA ESITO DELLE VOTAZIONE

Oggetto: Bilancio d'esercizio al 31 dicembre 2017

FAVOREVOLI

Badge	Ragione Sociale	Proprio	Delega	Totale
**D	DEUTSCHE XTRK MSCI EAFE HDY HDG ETF		1.187	1.187
**D	EII REAL ESTATE SECURITIES ADVISORS LTD EII PROPERTY FUNDS		3.086	3.086
**D	US BANK TAX EXEMPT OMNI REP NONRECC		813	813
**D	USBK BROOKFIELD REAL ASSETS SEC FD		20.600	20.600
**D	USBK REGIONAL TRANSPORTATION DSPP		738	738
**D	B4305 FRB S LUND RES TR FBO B LUND		420	420
**D	B4306 FRB M LUND REV TR		328	328
**D	USBK BBIEF BLACKROCK INVT MGMT LLC		5.566	5.566
**D	BNYMTD BFM BLK SYSTEM CONT EUR FUND		424	424
**D	1217 APG DME INDUSTR		177.486	177.486
**D	1253 APG DME CORE EU		333.075	333.075
**D	SSGA GLOBAL TEMC STRAT POOL		7.753	7.753
**D	PANAGORA RISK PARITY MULTI ASSET MASTER FUND LTD		14.274	14.274
**D	UPMC BMO FCP		2.478	2.478
**D	OPPENHEIMER GLOBAL ESG REVENUE ETF		278	278
**D	BROOKFIELD REAL ASSETS INCOME FUND INC		49.100	49.100
**D	PHILADELPHIA GAS WORKS PENSION PLAN		746	746
**D	PSG DIVERSIFIED INFRASTRUCTURE LLC		5.200	5.200
**D	FIRST STATE INVESTMENTS ICVC FIRST STATE GLOBAL LISTED INFRASTRUCTURE FUND		3.861.056	3.861.056
**D	OPPENHEIMER INTERNATIONAL REVENUE ETF		338	338
**D	CADENCE GLOBAL EQUITY FUND LP		601	601
**D	THE UNIVERSITY COURT OF THE UNIVERSITY OF GLASGOW		2.087	2.087
**D	RELIANCE TRUST INSTITUTIONAL RETIREMENT TRUST		17.200	17.200
**D	AUTO CLUB GROUP		24.807	24.807
**D	BRIDGE BUILDER INTERNATIONAL EQUITY FUND		5.559	5.559
**D	IVY PROSHARES MSCI ACWI INDEX FUND		964	964
**D	ADVANCED SERIES TRUST AST ACADEMIC STRATEGIES ASSET ALLOCATION PORTFOLIO		14.495	14.495
**D	MACQUARIE GLOBAL INFRASTRUCTURE TOTAL RETURN FUND INC		418.109	418.109
**D	U S BANK NATIONAL ASSOCIATION		1.304	1.304
**D	AZL NFJ INTERNATIONAL VALUE FUND		1.830	1.830
**D	NKB SII EUROPE GROWTH		8.000	8.000
**D	NKB SII EUROPE VALUE		8.200	8.200
**D	NKB SII GLOBAL AKTIER MIN RISIKO		75.300	75.300
**D	RPTCL GRFP RUSSELL MOMENTUM		65.261	65.261
**D	DEUTSCHE XTRKS MSCI ALL WORLD HDG		2.862	2.862
**D	EMPLOYEES RETIREMENT SYSTEM OF THE CITY OF BALTIMORE		5.414	5.414
**D	BOK MCM DM PEQ		1	1
**D	AOHIT HAI RHUMBLINE EAFE THE ARCHDIOCESE OF HARTFORD INVESTMENT TRUST		702	702
**D	HRCR RPMT HAP RHUMBLINE EAFE		530	530
**D	EMPLOYEES RETIREMENT TRUST OF BANK OF MONTREAL HARRIS		6.259	6.259
**D	PUBLIC EMPLOYEES RETIREMENT SYSTEM OF MISSISSIPPI		63.569	63.569
**D	PS FTSE LO BT EQ WT PORT		4.869	4.869
**D	GREATLINK SUPREME INTECH		367	367

Assemblea Ordinaria del 20 aprile 2018

LISTA ESITO DELLE VOTAZIONE

Oggetto: Bilancio d'esercizio al 31 dicembre 2017

FAVOREVOLI

Badge	Ragione Sociale	Proprio	Delega	Totale
**D	700021 PD GLOBALE AKTIER I		249.933	249.933
**D	700241 PD STABILE AKTIER		109.100	109.100
**D	NYKREDIT INVEST TAKTISK ALLOKERING		5.637	5.637
**D	INVESTERINGSFORENINGEN MULTI MANGER INVEST EUROPA		59.052	59.052
**D	NKB 31004 INV MM INVEST EUROPA AKK		103.194	103.194
**D	WILMINGTON MULTIMANAGER INTERNATIONAL FUND		5.401	5.401
**D	AST PRU GRWTH ALL PTF QMA EAFE PDDF		273.533	273.533
**D	PS FTSE RAFI EU UCITS ETF BNYMTCIL		492	492
**D	POWERSHARES GLOBAL FUNDS IRELAND PLC		388	388
**D	PS FTSE RAFI DEVEL MAR EX US PORT		29.700	29.700
**D	BNYMTCIL GLG EUROPEAN EQ ALTER TRAD		90	90
**D	PRUDENTIAL INVESTMENT PORTFOLIOS INC PRUDENTIAL BALANCED FUND		882	882
**D	PSF CONSERVATIVE BAL PORTF QMA		8.633	8.633
**D	PSF FLEXIBLE MANAGED PORTF QMA		5.622	5.622
**D	AST JENNISON GLOBAL INFRASTR PDMN		10.891	10.891
**D	PRU JEN GL INFRASTRUCTURE FUND PDLF		53.269	53.269
**D	AST MORGAN STANLEY MULTI ASSET PDMS		1.425	1.425
**D	AST BLKRRK GLOBAL STRAT PT TE PDDG		25.744	25.744
**D	GREAT WEST INTERNATIONAL INDEX FUND		28.188	28.188
**D	BNYMTCIL PS ST HIDVLWVI UCITS ETF		12.126	12.126
**D	PFI INTL EQUITY INDEX FUND		32.157	32.157
**D	BNYMTCIL LAZARD GBL EQTY FRNCHS FND		261.808	261.808
**D	BNYMTCIL LAZARD GBL LI EQUITY FD		5.101.697	5.101.697
**D	BNYTD CF MACQUARIE GBL INFRS SRS FD		35.242	35.242
**D	PFI OVERSEAS FD PMC		18.794	18.794
**D	BNYTD CF CANLIFE GBL INFRA FD		58.727	58.727
**D	CTJ RE STANLIB GLOBAL EQUITY FD AB		2.700	2.700
**D	PFI GBL DIV INC FD COLONIA FIRST ST		1.285.444	1.285.444
**D	IQ 50 PERCENT HEDGED FTSE INTL ETF		22.366	22.366
**D	IQ 50 PERCENT HEDGED FTSE EURO ETF		9.073	9.073
**D	GS ACTIVE BETA INTL EQUITY ETF		16.544	16.544
**D	GS ACTIVEBETA EUROPE ETF		2.030	2.030
**D	AXA MPS FINANCIAL DAC		43.000	43.000
**D	BLACKROCK GLOBAL FUNDS		3.207.861	3.207.861
**D	DEUTSCHE XTRK MSCI EMU HDG EQ ETF		3.445	3.445
**D	VOYA INTERNATIONAL INDEX PORTFOLIO		47.654	47.654
**D	AMERICAN UNIVERSITY IN CAIRO		2.041	2.041
**D	ERYL ALIVO CAPITAL		1.700	1.700
**D	ERYL COLLEGE Q UN 2		2.200	2.200
**D	ERYL COLLEGE Q UN 1		1.800	1.800
**D	WMPF COLLEGE NMP Q		4.500	4.500
**D	BAECI SCSA TAX		599	599
**D	WMPF COLLEGE INTL TC		779	779



Azienda
Azione

1.624 Teste:
20 Azionisti in delega:

30
1.604



Assemblea Ordinaria del 20 aprile 2018

LISTA ESITO DELLE VOTAZIONE

Oggetto: Bilancio d'esercizio al 31 dicembre 2017

FAVOREVOLI

Badge	Ragione Sociale	Proprio	Delega	Totale
**D	PS6F STATE STREET INTL EQ		23.512	23.512
**D	PS6F GOTHAM 400 INTL		1.956	1.956
**D	SR5F PARAMETRIC DELTA SHIFT		1.232	1.232
**D	SEMPRA ENERGY PENSION MASTER TRUST		10.410	10.410
**D	TEACHERS RETIREMENT SYSTEM OF LOUISIANA		6.750	6.750
**D	BLL AQUILA LIFE EUROPEAN EQUITY		599.267	599.267
**D	AST ACADEM STRAT AAJENNISON PD07		272.104	272.104
**D	BLL ASCENT LIFE EUROPEAN		68.243	68.243
**D	BLL AQUILA LIFE GLOBAL MINIMUM		157.543	157.543
**D	BLL AQUILA LIFE MSCI WORLD FUND		86.368	86.368
**D	BLL AQUILA LIFE FTSE RAFI DEVELOPED		38.473	38.473
**D	APL RB EQ DEV MIRA		1.110	1.110
**D	PFI DIV REAL ASSET FUND MACQUARIE		305.852	305.852
**D	DEUTSCHE XTRKS MSCI EURO CCYHDG		73.703	73.703
**D	ARC RB EQ DEV KAITOS		505	505
**D	MI FONDS K12 SPK		25.801	25.801
**D	SBSA GEPF BLACKROCK EQUITY		56.158	56.158
**D	KC1F COLONIAL 1ST ST GLI		119.663	119.663
**D	DEUTSCHE XTRKS MSCI EAFE CCYHDG		175.093	175.093
**D	DVHF DIV RSK HI DIV GL EQ		844	844
**D	PGTF DR NON US EQUITY GT		7.268	7.268
**D	ASV RB EQ DEV MENKAR		1.241	1.241
**D	ABN AMRO PF UBS RAFI 1000		27.080	27.080
**D	ABN AMRO PF UBS MINVAR		304.093	304.093
**D	ABN AMRO PF IPM RAFI 1000		25.404	25.404
**D	ABN AMRO PF BR MINVAR		311.260	311.260
**D	DBX FTSE DEV EX US COMP FACTOR		757	757
**D	RAILWAYS PENSION TRUSTEE COMPANY LIMITED		105.231	105.231
**D	SPARTAN INTL INDEX		674.059	674.059
**D	BELLSOUTH CORP RFA VEB TRUST		11.763	11.763
**D	CITIGROUP PENSION PLAN		98.825	98.825
**D	CP2F LAZARD INFRASTRUCTURE		66.014	66.014
**D	ECBSEG		18.061	18.061
**D	DREYFUS GLOBAL EQUITY INCOME FUND		136.870	136.870
**D	DREYFUS INTERNATIONAL STOCK INDEX FUND		18.448	18.448
**D	FIRE AND POLICE PENSION ASSOCIATION OF COLORADO		8.699	8.699
**D	FPCF SSGA EDHEC		2.991	2.991
**D	FXPF LAZARD INFRASTRUCTUR		400.863	400.863
**D	MNVF SSGA INTL EQUITY		2.252	2.252
**D	SHELL PENSION TRUST		14.928	14.928
**D	SHELL PENSION TRUST		4.914	4.914
**D	WF AND CO CASH PLN EVERGN INV 1		42.597	42.597
**D	WF AUTO CLUB INSURANCE ASSOCIATION		26.186	26.186

Assemblea Ordinaria del 20 aprile 2018

LISTA ESITO DELLE VOTAZIONE
 Oggetto: Bilancio d'esercizio al 31 dicembre 2017

FAVOREVOLI

Badge	Ragione Sociale	Proprio	Delega	Totale
**D	SLI GLOBAL ABSOLUTE RET STRATEGIES		698.001	698.001
**D	ATIVO CAPITAL		9.200	9.200
**D	THE EUROPEAN CENTRAL BANK		16.110	16.110
**D	VIRTUS TOTAL RETURN FUND INC		341.484	341.484
**D	BLACKROCK ACWI USIMI		134.084	134.084
**D	RHODE ISLAND EMPLOYEES RETIREMENT SYSTEMS POOLED TRUST		26.201	26.201
**D	UFJF MCM MSCI WORLD FD		6.149	6.149
**D	DIOCESE OF VENICE PENSION PLAN AND TRUST		1.541	1.541
**D	MCIC VERMONT A RECIPROCAL RISK RETENTION GROUP		6.554	6.554
**D	PITTSBURGH THEOLOGICAL SEMINARY OF THE PRESBYTERIAN CHURCH		1.553	1.553
**D	PUBLIC EMPLOYEE RETIREMENT SYSTEM OF IDAHO		22.600	22.600
**D	CE8F LEIA ATIVO IE		6.800	6.800
**D	NSNF PARA EAFE MONTI		2.674	2.674
**D	NSNF PARA EAFE PI 1		2.206	2.206
**D	NSNF PARA EAFE PI 2		1.278	1.278
**D	VANGUARD INTL HIGH DIV YLD INDEX FD		55.065	55.065
**D	PDBF NUVEEN		135.357	135.357
**D	PG AND E CORPORATION RETIREMENT MASTER TRUST		234.383	234.383
**D	PGEF PG E QUALIFIED PANAGORA EAFE		11.077	11.077
**D	PGQF FIRST STATE		26.458	26.458
**D	CZ AANDELEN SSGA		4.546	4.546
**D	CENTRAL STATES SOUTHEAST AND SOUTHWEST AREAS PENSION FUND		190.965	190.965
**D	NBK SSGA EQ 2		15.089	15.089
**D	NBK UBS EQ		6.177	6.177
**D	AZL INTERNATIONAL INDEX FUND		58.354	58.354
**D	AZL BLACKROCK GLOBAL ALLOCATION FUND		24	24
**D	BGF EURO MKTS FD EURO EQUITY PF		2.533.097	2.533.097
**D	BGF EUROPEAN VALUE FD		2.054.799	2.054.799
**D	BGF EUROPEAN SPECIAL SITUATIONS FUND		835.444	835.444
**D	BGF EUROPEAN FOCUS FD EURO EQ FD		847.292	847.292
**D	BGF EUROPEAN FUND		1.127.128	1.127.128
**D	BGF CONT EURO FLEXIBLE FD EURO EQFD		3.041.919	3.041.919
**D	DEUTSCHE XTRK MSCI STH EUR HDG ETF		238	238
**D	BNYMTCIL FT GBL ALPHADEX UCITS ETF		734	734
**D	UNITED CHURCH FUNDS QMA BFF		655	655
**D	COUNTY EMPLOYEES ANNUITY AND BENEFIT FUND OF COOK COUNTY		16.964	16.964
**D	COUNTY EMPLOYEES ANNUITY AND BENEFIT FUND OF COOK COUNTY		17.500	17.500
**D	USBK AK STEEL CORP MSTR PEN TR AT		34.771	34.771
**D	USBK BROOKFIELD GLB LST INF IN FD		224.300	224.300
**D	USBK BROOKFIELD GBL LIS INFRAS FD		129.900	129.900
**D	USBK TERRA MEG CORE INFRAS FD		377.720	377.720
**D	USBK AMERICAN HEART ASSOCIATION INC		556	556

Pagina 17

Aziende: 1.624 Teste: 30
 Azionisti proprio: 20 Azionisti in delega: 1.604



Assemblea Ordinaria del 20 aprile 2018

LISTA ESITO DELLE VOTAZIONE

Oggetto: Bilancio d'esercizio al 31 dicembre 2017

FAVOREVOLI

Badge	Ragione Sociale	Proprio	Delega	Totale
**D	LAWRENCE LIVERMORE NATIONAL SECURITY LLC AND LOS ALAMOS NATIONAL SECURITY LLC DEFINED BENEFIT BENEFIT PIANGROUP TRUST 5.739	5.739		
**D	CYBF ATIVO CAPITAL MGMT		10.500	10.500
**D	AP7 EQUITY FUND		470.675	470.675
**D	ALASKA PERMANENT FUND CORPORATION		458.004	458.004
**D	ALASKA PERMANENT FUND CORPORATION		41.370	41.370
**D	ALASKA PERMANENT FUND CORPORATION		457.069	457.069
**D	ALASKA PERMANENT FUND CORPORATION		18.720	18.720
**D	VIRGINIA RETIREMENT SYSTEM		226.011	226.011
**D	MIDDLETOWN WORKS HOURLY AND SALARIED UNION RETIREES HEALTH CARE FUND		1.859	1.859
**D	CPA COP PSERS PSERS ACWI X US INDEX		64.608	64.608
**D	IN8 COP TREAS PWP RHUMBLINE MSCI		2.262	2.262
**D	LOUISIANA STATE ERS MSCI EXUS INDEX		9.521	9.521
**D	NV PERS MELLON CAPITAL INDEX		137.096	137.096
**D	NV PERS SSGA EAFE INDEX PUBLIC EMPLOYEES RETIREMENT SYSTEM OF NEVADA		88.574	88.574
**D	NV RBIF ALLNCEBRNSTN INTL EQ		2.969	2.969
**D	NCUF BR EAFE LC GROWTH		26.638	26.638
**D	TEA BLACKROCK INC INTL		111.964	111.964
**D	UTC EDHEC BLACKROCK UNITED TECHNOLOGIES CORPORATION MASTER RETIREMENT		5.256	5.256
**D	UPMC BMO PENSION		2.633	2.633
**D	UPMC BMO		2.297	2.297
**D	AST GS MULTI ASSET PORT LIQ PDHB		4.418	4.418
**D	POOL RE L AND G MSCI EQ		4.968	4.968
**D	BLACKROCK LIFE LIMITED		20.781	20.781
**D	BLL AQUIL LIFGLO3000 FMEN WHT INDFD		19.232	19.232
**D	PENN SERIES DEV INTL INDEX FUND		3.533	3.533
**D	BNYMTD BLK EURO DYNAMIC FD	2.480.331		2.480.331
**D	PHC SSGA EQ		52.625	52.625
**D	BNYMTD BLK CONTINENTAL EURO INC		259.903	259.903
**D	BNYMTD BLK CONT EUR EQ TRCK FD INV		310.452	310.452
**D	BNYMTD BLK DYN DVSD GR HFFD ASSTALL		6.100	6.100
**D	FLORIDA RETIREMENT SYSTEM		52.803	52.803
**D	BLACKROCK WORLD EX FLORIDA RET SYS		120.063	120.063
**D	PENSION RESERVES INVESTMENT TRUST FUND		118.379	118.379
**D	BELL ATLANTIC MASTER TRUST		38.096	38.096
**D	VOYA INTERNATIONAL CORE FUND		5.073	5.073
**D	DUKE ENERGY QUALIFIED NUCLEAR DECOMMISSIONING		13.582	13.582
**D	AUTO CLUB INSURANCE ASSOCIATION		109.658	109.658
**D	INDIANA PUBLIC RETIREMENT SYSTEM		25.864	25.864
**D	LINCOLN VARIABLE INSURANCE PRODUCTS TRUST LVIP SSGA DEVELOPED INTERNATIONAL 150 FUND		213.457	213.457
**D	LINCOLN VARIABLE INSURANCE PRODUCTS TRUST LVIP SSGA INTERNATIONAL INDEX FUND		91.532	91.532
**D	MERCY INVESTMENT SERVICES INC		4.438	4.438
**D	ALLIANZ GLOBAL INVESTORS KAPITALANLAGEGESELLSCHAFT MBH		7.216	7.216

Assemblea Ordinaria del 20 aprile 2018

LISTA ESITO DELLE VOTAZIONE



Oggetto: Bilancio d'esercizio al 31 dicembre 2017

FAVOREVOLI

Badge	Ragione Sociale	Proprio	Delega	Totale
**D	AGI VGI 1 SUB AKT 8477 23 6328 SPK		74.040	74.040
**D	AGI VGI 1 DIV QUA 8477 25 6338 SPK		9.010	9.010
**D	AGI VGL RCM S VAL 8478 10 6359 SPK		157.850	157.850
**D	AGI PV WS RCM VAL 8490 06 5209 SPK		14.740	14.740
**D	AGI VKA RCM S VAL 8502 10 6376 SPK		68.480	68.480
**D	PUBLIC EMPLOYEES RETIREMENT ASSOCIATION OF NEW MEXICO		27.025	27.025
**D	BOARD OF PENSIONS OF THE EVANGELICAL LUTHERAN CHURCH IN AMERICA		4.931	4.931
**D	THE STATE OF CONNECTICUT ACTING THROUGH ITS TREASURER		68.711	68.711
**D	THE STATE OF CONNECTICUT ACTING THROUGH ITS TREASURER		12.800	12.800
**D	SOUTH CAROLINA RETIREMENT SYSTEMS GROUP TRUST		22.363	22.363
**D	UMC BENEFIT BOARD INC		13.991	13.991
**D	UPS GROUP TRUST		59.614	59.614
**D	INTERNATIONAL BANK FOR RECONSTRUCTION AND DEVELOPMENT		16.601	16.601
**D	PRUDENTIAL INVESTMENT PORTFOLIO 2 PRUDENTIAL QMA INTL DEVELOPED MRKTS INDEX FUND		1.120	1.120
**D	ENERGY INSURANCE MUTUAL LIMITED		3.239	3.239
**D	CENTRAL STATES SOUTHEAST AND SOUTHWEST AREAS PENSION FUND		18.422	18.422
**D	IOWA PUBLIC EMPLOYEES RETIREMENT SYSTEM		5.235	5.235
**D	FGT FRK GLOBAL LSTD INFRASTRUCT FD		86.920	86.920
**D	BANK OF AMERICA OMNIBUS		1.200	1.200
**D	SEI GLOBAL INVESTMENTS FUND		2.849	2.849
**D	SEI GLOBAL MASTER FUND PLC		5.862	5.862
**D	TRUST AND CUSTODY SERVICES		319.601	319.601
**D	KOKUSAI EQUITY INDEX FUND		8.393	8.393
**D	ARRCO LONG TERM B		30.956	30.956
**D	CONSULTING GROUP CAPITAL		11.311	11.311
**D	IXIS FLAMME		16.498	16.498
**D	SG ACTIONS EUROPE MULTIGESTION		2.565	2.565
**D	CNS GLOBAL LIST INFRASTRUCTURE		86.843	86.843
**D	OPI MARKET NEUTRAL EQUITY		22.989	22.989
**D	PAYDEN GLOBAL FUNDS PLC		30.100	30.100
**D	ETOILE ACTIONS RENDEMENT		102.552	102.552
**D	BLACKROCK EUROFUND		129.500	129.500
**D	ETOILE INDUSTRIE EUROPE		21.006	21.006
**D	BLACKROCK GLOBAL ALLOCATION		2.287	2.287
**D	OPI AM		26.511	26.511
**D	MAAF ASSURANCES SA		213.864	213.864
**U	BLACKROCK GLOBAL ALLOCATION VI		633	633
**D	TRUST AND CUSTODY SERVICES BANK		195.807	195.807
**D	POSTALE ASSET MANAG.		4.704	4.704
**D	TRUST AND CUSTODY SERVICES		20.000	20.000
**D	FUNDI MUTUI PIONEER FLEX.		46.300	46.300
**D	FRANCOIS HARRIMAN		56.714	56.714
**D			8.120	8.120

Pagina 19

Azionisti in sede 1.624 Teste: 30
 Azionisti in delega 20 Azionisti in delega: 1.604



Assemblea Ordinaria del 20 aprile 2018

LISTA ESITO DELLE VOTAZIONI

Oggetto: Bilancio d'esercizio al 31 dicembre 2017

FAVOREVOLI

Badge	Ragione Sociale	Proprio	Delega	Totale
**D	AMUNDI SOLUZIONI IT- PROG. CED		107.330	107.330
**D	SHINKO GLOBAL INFRASTRUCTURE		69.660	69.660
**D	NUVEEN GLOBAL INVESTORS FUND		62.091	62.091
**D	AEGON CUSTODY B.V		109.118	109.118
**D	AHL ALPHA MASTER LIMITED C/O CITCO TRUSTEES (CAYMAN) LIMITED		7.193	7.193
**D	AHL DIRECTIONAL EQUITIES MASTER LIMITED		14.604	14.604
**D	AHL EVOLUTION LTD SHARMAINE BERKELEY ARGONAUT LTD		166.771	166.771
**D	AHL GENESIS 2 LIMITED C/O MAPLES CORPORATE SERVICES LIMITED		18.273	18.273
**D	AHL GENESIS LIMITED		10.380	10.380
**D	AQR DELTA SAPPHIRE FUND LP		650	650
**D	ATLAS ENHANCED MASTER FUND LTD		31.933	31.933
**D	ATLAS MASTER FUND LTD.		6.047	6.047
**D	AVIVA INVESTORS INTERNATIONAL INDEX TRACKING FUND		14.356	14.356
**D	BERESFORD FUNDS PLC		88.836	88.836
**D	BLACKROCK EUROPEAN MASTER HEDGE FUND		1.729.735	1.729.735
**D	CBOSC ATF CW BK GRP SUP WGSS08		8.520	8.520
**D	CBOSC-CBGS-WGSS07		2.417	2.417
**D	CFSIL - COLONIAL FIRST STATE GLOBAL ASSET MANAGEMENT MULTI SECTOR TRUST 1		61	61
**D	CFSIL RE COLONIAL FIRST STATE INVESTMENT FUND 10		3.513	3.513
**D	CITIBANK INTERNATIONAL PLC AS TRUSTEE CITIBANK INT.PLC		1.689.842	1.689.842
**D	CLINTON EQUITY STRATEGIES MASTER FUND LTD		1.065	1.065
**D	COLONIAL FIRST STATE INVESTMENTS LIMITED.		39.247	39.247
**D	COLONIAL FIRST STATE INVESTMENTS LIMITED.		652.162	652.162
**D	COMMONWEALTH GLOBAL INFRASTRUCTURE SECURITIES FUND 1		342.681	342.681
**D	FIDANTE PARTNERS LIMITED		192.670	192.670
**D	GOTHAM CAPITAL V LLC		142	142
**D	GOVERNMENT OF SINGAPORE		1.280.572	1.280.572
**D	HSTPLUS POOLED SUPERANNUATION TRUST		5.452	5.452
**D	INTERNATIONAL EQUITIES FUND		4.440	4.440
**D	IRISH LIFE ASSURANCE.		223.525	223.525
**D	IRISH LIFE ASSURANCE PLC		73.029	73.029
**D	JOHN HANCOCK FUNDS II GLOBAL ABSOLUTE RETURN STRATEGIES FUND		307.264	307.264
**D	JOHN HANCOCK FUNDS II INTERNATIONAL STRATEGIC EQUITY ALLOCATION FUND		105.015	105.015
**D	JOHN HANCOCK VARIABLE INSURANCE TRUST INTERNATIONAL EQUITY INDEX TRUST		15.943	15.943
**D	LEGAL AND GENERAL		10.571	10.571
**D	LEGAL AND GENERAL ASSURANCE PENSIONS MANAGEMENT LIMITED		6.020.903	6.020.903
**D	LEGAL AND GENERAL ASSURANCE SOCIETY LIMITED		3.964	3.964
**D	LEGAL AND GENERAL COLLECTIVE INVESTMENT TRUST.		428.070	428.070
**D	MACQUARIE INVESTMENT MANAGEMENT LIMITED		351.875	351.875
**D	MACQUARIE MULTI FACTOR FUND		5.053	5.053
**D	MACQUARIE TRUE INDEX GLOBAL INFRASECURITIES FUND		325.320	325.320
**D	MEDICAL ASSURANCE SOCIETY NEW ZEALAND LIMITED		4.621	4.621
**D	MONETARY AUTHORITY OF SINGAPORE		262.599	262.599

Pagina 20

Azionisti:	1.624	Teste:	30
Azionisti in proprio:	20	Azionisti in delega:	1.604

Assemblea Ordinaria del 20 aprile 2018

LISTA ESITO DELLE VOTAZIONE

Oggetto: Bilancio d'esercizio al 31 dicembre 2017

FAVOREVOLI

Badge	Ragione Sociale	Proprio	Delega	Totale
**D	NATIONAL COUNCIL FOR SOCIAL SECURITY FUND.		2.510	2.510
**D	NEWBURG NOMINEES LIMITED INVESTORS WHOLESAL GLOBAL EQUITY (INDEX) TRUST		19.422	19.422
**D	NUMERIC MULTI STRATEGY MARKET NEUTRAL LEVERED OFFSHORE FUND LIMITED		1.110	1.110
**D	NUMERIC SOCIALLY AWARE MULTI STRATEGY FUND LTD		640	640
**D	PINEBRIDGE FUND SERIES PINEBRIDGE EUROPE EQUITY FUND		91.990	91.990
**D	REDWOOD POINT ORION MASTER FUND LTD - INTL EQUITY SLEEVE		3.580	3.580
**D	ROBECO UMBRELLA FUND I N.V		2.663	2.663
**D	SDA INTL EQUITY INDEX FD-WORLD		12.708	12.708
**D	SIEFORE BANAMEX BASICA 2 SA DE CV		52.201	52.201
**D	SIEFORE BANAMEX BASICA 3, SA DEC.V		73.027	73.027
**D	SIEFORE BANAMEX BASICA 4-SA DE CV.		135.910	135.910
**D	STICHTING MN SERVICES AANDELENFONDS EUROPA.		41.639	41.639
**D	STICHTING PENSIOENFONDS METAAL		187.979	187.979
**D	STICHTING PENSIOENFONDS METAAL EN T MN SERVICES		61.444	61.444
**D	STICHTING PGGM DEPOSITARY		613.943	613.943
**D	THE NOMURA TRUST AND BANKING CO. LTD		10.197	10.197
**D	TWO SIGMA ABSOLUTE RETURN PORTFOLIO LLC CORPORATION SERV.COMP.2		17	17
**D	VICTORY CEMP MARKET NEUTRAL INCOME FUND		2.747	2.747
**D	VICTORYSHARES DEVELOPED ENHANCED VOLATILITY WTD INDEX ETF		11.639	11.639
**D	VICTORYSHARES INTERNATIONAL HIGHDIV VOLATILITY WTD INDEX ETF		13.301	13.301
**D	VICTORYSHARES INTERNATIONAL VOLATILITY WTD INDEX ETF		1.480	1.480
**D	ZURICH LIFE ASSURANCE PLC		103.670	103.670
**D	CROWN MANAGED ACCOUNTS SPC ACTING FOR AND ON BEHALF OF CROWN/OCEANWOOD SEGREGATED PORTFOLIO		3.992	3.992
**D	OCEANWOOD OPPORTUNITIES MASTER FUN C/O MAPLES CORPORATE SERVICES LIMITED		45.350	45.350
**D	UBS (LUX) EQUITY SICAV		101.670	101.670
**D	UBS GLOBAL SOLUTIONS - GLOBAL EQUITIES EUR		4.854	4.854
**D	UBS GLOBAL SOLUTIONS - GLOBAL EQUITIES II EUR		8.211	8.211
**D	UBS (LUX) EQUITY SICAV EURO COUNTRIES INCOME		50.487	50.487
**D	UBS (LUX) STRATEGY SICAV SAP DEFENSIVE (USD)		4.556	4.556
**D	UBS (LUX) STRATEGY SICAV SAP MEDIUM (USD)		10.722	10.722
**D	UBS (LUX) STRATEGY SICAV SAP DYNAMIC (USD)		3.776	3.776
**D	UBS FUND MANAGEMENT (LUXEMBOURG) SA		29.584	29.584
**D	UBS (LUX) SICAV 1		805	805
**D	UBS FUND MANAGEMENT (SWITZERLAND) AG.		313.170	313.170
**D	NORGES BANK		297.965	297.965
**D	UBS (LUX) STRATEGY XTRA SICAV		1.540	1.540
**D	US CON INVESTMENTS, LLC LIMITED		29.512	29.512
**D	VICTORIAN SUPERANNUATION FUND		566.013	566.013
**D	RETURN TO WORK CORPORATION OF SOUTH AUSTRALIA		110.187	110.187
**D	GOVERNMENT OF NORWAY		72.531	72.531
**D	WILSON POGGIO SUPERANNUATION TRUST		8.959.457	8.959.457
**D	CITY OF SAN JOSE POLICE & FIRE DEPARTMENT RETIREMENT PLAN		25.775	25.775
**D			45.325	45.325

Pagina 21

Azionisti 1.624 Teste: 30
 Azionisti in delega 20 Azionisti in delega: 1.604



Assemblea Ordinaria del 20 aprile 2018

LISTA ESITO DELLE VOTAZIONE
 Oggetto: Bilancio d'esercizio al 31 dicembre 2017

FAVOREVOLI

Badge	Ragione Sociale	Proprio	Delega	Totale
**D	LEGG MASON DEVELOPED EX-US DIVERSIFIED CORE ETF		645	645
**D	LEGG MASON GLOBAL INFRASTRUCTURE ETF		29.288	29.288
**D	STATE FARM VARIABLE PRODUCT TRUST, INTERNATIONAL EQ INDEX F		10.158	10.158
**D	TEACHERS' RETIREMENT SYSTEM OF THE STATE OF ILLINOIS		17.059	17.059
**D	BEAUMONT HEALTH POOLED INVESTMENT PARTNERSHIP		440	440
**D	BEAUMONT HEALTH MASTER RETIREMENT TRUST		3.420	3.420
**D	BEAUMONT HEALTH		3.835	3.835
**D	KAISER PERMANENTE GROUP TRUST		368.144	368.144
**D	KAISER PERMANENTE GROUP TRUST		239.913	239.913
**D	KAISER PERMANENTE GROUP TRUST		662.840	662.840
**D	HIRTLE CALLAGHAN TRUST INTERNATIONAL EQUITY PORTFOLIO		34.489	34.489
**D	HC CAPITAL TRUST- THE INSTITUTIONAL INTERNATIONAL EQUITY PTF		77.683	77.683
**D	HC CAPITAL TRUST - THE ESG GROWTH PORTFOLIO		4.744	4.744
**D	HC CAPITAL TRUST- THE CATHOLIC SRI GROWTH PORTFOLIO		866	866
**D	ARKWRIGHT, LLC		5.464	5.464
**D	SYLVAN PARTNERS, LLC		429	429
**D	KAISER FOUNDATION HOSPITALS		602.798	602.798
**D	KAISER FOUNDATION HEALTH PLAN INC		279.078	279.078
**D	BRUNEI INVESTMENT AGENCY		20.502	20.502
**D	LAUDUS INTERNATIONAL MARKETMASTERS FUND		1.884	1.884
**D	SCHWAB INTERNATIONAL EQUITY ETF		465.440	465.440
**D	SCHWAB FUNDAMENTAL INTERNATIONAL LARGE COMPANY ETF		80.703	80.703
**D	JOHN HANCOCK VAR INS TRUST STRATEGIC EQUITY ALLOCATION TRUST		106.640	106.640
**D	JOHN HANCOCK FUNDS II STRATEGIC EQUITY ALLOCATION FUND		170.485	170.485
**D	BMO DISCIPLINED INTERNATIONAL EQUITY FUND		6.953	6.953
**D	LAZARD GLOBAL LISTED INFRASTRUCTURE PORTFOLIO	12.550.495		12.550.495
**D	LAZARD REAL ASSETS AND ERICING OPPORTUNITIES PORTFOLIO		4.029	4.029
**D	LAZARD EQUITY FRANCHISE PORTFOLIO		10.556	10.556
**D	COHEN + STEERS INFRASTRUCTURE FUND, INC.		1.335.023	1.335.023
**D	MFS DEVELOPMENT FUNDS, LLC		3.179	3.179
**D	GOLDMAN SACHS TRST II-GOLDMAN SACHS MULTI-MNGR GLOBAL EQ FUND		2.081	2.081
**D	GOLDMAN SACHS TRUST- GOLDMAN SACHS GLOBAL MANAGED BETA FUND		1.424	1.424
**D	GOLDMAN SACHS TRUST - GOLDMAN SACHS GLOBAL INFRASTRUCTURE FUND		185.721	185.721
**D	INTERNATIONAL MONETARY FUND		8.397	8.397
**D	INTERNATIONAL MONETARY FUND		8.812	8.812
**D	ALLIANCEBERNSTEIN GLOBAL RISK ALLOCATION FUND INC		613	613
**D	ALLIANCEBERNST VAR PROD SER F INC.ALLIANCEB DYN ASSET ALL PTF		176	176
**D	JOHN HANCOCK LIFE AND HEALTH INSURANCE COMPANY		23.516	23.516
**D	RUSSELL TRUST CO;COMMINGLED EMPLOYEE BENEFIT FUNDS TRUST		604.371	604.371
**D	METROPOLITAN LIFE INSURANCE COMPANY		14.131	14.131
**D	THE MASTER TRUST BK OF JP LTD: HITACHI FOREIGN EQ INDEX MF		8.442	8.442
**D	SPDR MSCI WORLD QUALITY MIX FUND		314	314
**D	IBM RETIREMENT PLAN		2.394	2.394

Assemblea Ordinaria del 20 aprile 2018

LISTA ESITO DELLE VOTAZIONE

Oggetto: Bilancio d'esercizio al 31 dicembre 2017

FAVOREVOLI

Badge	Ragione Sociale	Proprio	Delega	Totale
**D	PAX ELLEVATE GLOBAL WOMEN'S INDEX FUND		4.603	4.603
**D	THORNBURG INVESTMENT INCOME BUILDER FUND		9.804.878	9.804.878
**D	AMERICAN BUREAU OF SHIPPING		310	310
**D	STRATEGIC ACTIVE TRADING FUNDS PLC		6.859	6.859
**D	AMERICAN CENTURY QUANTITATIVE EQUITY FUNDS, INC. INT CORE EQ		2.155	2.155
**D	AXA IM SMART MATCHING SOLUTIONS PUBLIC LIMITED COMPANY		3.900	3.900
**D	ALPS INTERNATIONAL SECTOR DIVIDEND DOGS ETF		198.298	198.298
**D	ALPINE GLOBAL INFRASTRUCTURE FUND		73.700	73.700
**D	ANIMA FUNDS PLC		2.022	2.022
**D	AQR FUNDS - AQR ALTERNATIVE RISK PREMIA FUND		2.485	2.485
**D	AQR INTERNATIONAL EQUITY EDGE FUND, L.P.		51	51
**D	AXA INVESTMENT MANAGERS DEUTSCHLAND GMBH FOR AXA EUROPA		20.400	20.400
**D	AXA ROSENBERG EQUITY ALPHA TRUST		152.400	152.400
**D	STATE OF ALASKA RETIREMENT AND BENEFITS PLANS		65.400	65.400
**D	STATE OF ALASKA RETIREMENT AND BENEFITS PLANS		372.945	372.945
**D	STICHTING BEDRIJFSPENSIOENFONDS VOOR HET BAKKERSBEDRIJF		49.367	49.367
**D	UNITED TECHNOLOGIES CORPORATION EMPLOYEE SAVINGS PLAN		32.086	32.086
**D	THE WALT DISNEY COMPANY RETIREMENT PLAN MASTER TRUST		2.936	2.936
**D	THE WALT DISNEY COMPANY RETIREMENT PLAN MASTER TRUST		7.842	7.842
**D	BROOKFIELD REAL ASSETS HYBRID MASTER FUND L.P		11.700	11.700
**D	SIEFORE XXI BANORTE CONS, SOC ANON DE CAPITAL VARIABLE		418.008	418.008
**D	MET INVESTOR SERIES TRUST-ALLIANC GLOBAL DYNAMIC ALL PTF		46.847	46.847
**D	UAW RETIREE MEDICAL BENEFITS TRUST		142.016	142.016
**D	CENTRAL PROVIDENT FUND BOARD		4.816	4.816
**D	DESJARDINS GLOBAL INFRASTRUCTURE FUND		224.374	224.374
**D	CALVERT VP EAFE INTERNATIONAL INDEX PORTFOLIO		4.209	4.209
**D	CALVERT RESP INX SRS, INC.-CLVRT DVD MRKTS EX-U.S. RSP INX FD		3.105	3.105
**D	CAISSE DE DEPOT ET PLACEMENT DU QUEBEC		315.258	315.258
**D	THE REGENTS OF THE UNIVERSITY OF CALIFORNIA		286.164	286.164
**D	VALIC COMPANY I - GLOBAL SOCIAL AWARENESS FUND		7.576	7.576
**D	FIDELITY GLOBAL ASSET ALLOCATION FUND		45.887	45.887
**D	ALLIANZGI EUROPE EQUITY DIVIDEND FUND		2.417	2.417
**D	SAN JOSE FEDERATED RETIREE HEALTH CARE TRUST FUND		5.064	5.064
**D	SAN JOSE POLICE AND FIRE RETIREE HEALTH CARE TRUST FUND		952	952
**D	PARAMETRIC INTERNATIONAL EQUITY FUND		11.722	11.722
**D	FIS CALBEAR FUND, LLC		84.034	84.034
**D	FRANKLIN TEMPLETON ETF TRUST - FRANKLIN FTSE EUROPE ETF		5.901	5.901
**D	FRANKLIN TEMPLETON ETF TRUST - FRANKLIN FTSE ITALY ETF		3.034	3.034
**D	FRANKLIN TEMPLETON ETF TRUST - FRANKLIN FTSE EUROPE HEDGED ETF		1.855	1.855
**D	FRANKLIN TEMPLETON INTERNATIONAL EQUITY PORTFOLIO		4.194	4.194
**D	AMEREN COMPANY		18.000	18.000
**D	RUSSELL INVESTMENT COMPANY RUSSELL TAX-MANAGED INTL EQ FUND		13.311	13.311
**D	RUSSELL INVESTMENT COMPANY RUSSELL GLOBAL INFRASTRUCTURE FUND		1.303.025	1.303.025

Azionisti: 1.624 Teste: 30
 Azionisti in delega: 20 Azionisti in delega: 1.604



Assemblea Ordinaria del 20 aprile 2018

LISTA ESITO DELLE VOTAZIONE

Oggetto: Bilancio d'esercizio al 31 dicembre 2017

FAVOREVOLI

Badge	Ragione Sociale	Proprio	Delega	Totale
**D	RUSSELL INVESTMENT COMPANY RUSSELL MULTI-STRATEGY INCOME FUND		13.382	13.382
**D	RUSSELL INVESTMENT COMPANY MULTIFACTOR INTERNATIONAL EQUITY F		8.093	8.093
**D	ROCHE U.S. RETIREMENT PLANS MASTER TRUST		196.736	196.736
**D	RUSSELL INVESTMENT COMPANY MULTI-ASSET GROWTH STRATEGY FUND		59.378	59.378
**D	BROOKFIELD GLOBAL REAL ASSET FUND		10.000	10.000
**D	TRANSAMERICA INTERNATIONAL EQUITY INDEX VP		399	399
**D	LAZARD GLOBAL INFRASTRUCTURE FUND		707.475	707.475
**D	TRANSAMERICA AB DYNAMIC ALLOCATION VP		2.254	2.254
**D	TANGERINE DIVIDEND PORTFOLIO		4.853	4.853
**D	TANGERINE BALANCED INCOME PORTFOLIO		945	945
**D	TANGERINE BALANCED PORTFOLIO		6.336	6.336
**D	TANGERINE BALANCED GROWTH PORTFOLIO		5.588	5.588
**D	TANGERINE EQUITY GROWTH PORTFOLIO		5.673	5.673
**D	STATE FARM MUTUAL FUND TRUST, INTERNATIONAL INDEX FUND		8.677	8.677
**D	MASSMUTUAL SELECT BLACKROCK GLOBAL ALLOCATION FUND		36	36
**D	LAZARD GLOBAL LISTED INFRASTRUCTURE (CANADA) FUND		1.539.612	1.539.612
**D	TRANSAMERICA BLACKROCK GLOBAL ALLOCATION VP		116	116
**D	MM SELECT EQUITY ASSET FUND		8.200	8.200
**D	MM MSCI EAFE INTERNATIONAL INDEX FUND		6.965	6.965
**D	SPDR S+P GLOBAL DIVIDEND ETF		57.082	57.082
**D	JANUS HENDERSON SG GLOBAL QUALITY INCOME ETF		3.009	3.009
**D	JANUS CAPITAL MANAGEMENT LLC		1	1
**D	JNL/MELLON CAPITAL MSCI WORLD INDEX FUND		4.118	4.118
**D	INTECH GLOBAL ALL COUNTRY ENHANCED INDEX FUND LLC		467	467
**D	SEASONS SERIES TRUST SA MULTI-MANAGED INT EQUITY PTF		5.912	5.912
**D	SUNAMERICA SERIES TRUST SA BLACKROCK VCP GLO MUL ASSET PTF		23.423	23.423
**D	RUSSELL COMMON CONTRACTUAL FUND		4.591	4.591
**D	OPENWORLD PUBLIC LIMITED COMPANY		631.605	631.605
**D	STATE STREET GLOBAL EQUITY EX-US INDEX PORTFOLIO		41.521	41.521
**D	STATE STREET INTERNATIONAL DEVELOPED EQUITY INDEX PORTFOLIO		90.764	90.764
**D	DEUTSCHE EAFE EQUITY INDEX FUND		1.600	1.600
**D	INVESCO GLOBAL INFRASTRUCTURE FUND		11.286	11.286
**D	KF INTERNATIONAL EQUITY FUND		8.698	8.698
**D	CAYMAN ISLANDS CHAMBER OF COMMERCE PENSION FUND		3.546	3.546
**D	RHUMBLINE INTERNATIONAL POOLED INDEX TRUST		5.852	5.852
**D	SPDR MSCI ACWI IMI ETF		1.000	1.000
**D	SPDR MSCI EAFE FOSSIL FUEL FREE ETF		2.227	2.227
**D	SPDR MSCI WORLD QUALITY MIX ETF		152	152
**D	SPDR MSCI ACWI LOW CARBON TARGET ETF		3.522	3.522
**D	LAZARD GLOBAL INVESTMENT FUNDS PUBLIC LIMITED COMPANY		4.784	4.784
**D	ALLIANCEBERNSTEIN INTERNATIONAL ALL-COUNTRY PASSIVE SERIES		2.069	2.069
**D	MARYLAND STATE RETIREMENT & PENSION SYSTEM		34.898	34.898
**D	RUSSELL INV MULTI-ASSET FACTOR EXPOSURE FUND		3.867	3.867

Azionisti: 1.624 Teste: 30
 Azionisti in proprio: 20 Azionisti in delega: 1.604

Assemblea Ordinaria del 20 aprile 2018

LISTA ESITO DELLE VOTAZIONE

Oggetto: Bilancio d'esercizio al 31 dicembre 2017

FAVOREVOLI

Badge	Ragione Sociale	Proprio	Delega	Totale
**D	ALLIANZ GLOBAL INVESTORS GMBH FOR ALLIANZ EUROPAVISION	52.002		52.002
**D	THE PRUDENTIAL INSURANCE COMPANY OF AMERICA	37.368		37.368
**D	PRUDENTIAL TRUST CO MASTER COMMINGLED INV F FOR TAX EXEMPT TR	28.499		28.499
**D	MDPIM INTERNATIONAL EQUITY INDEX POOL	3.127		3.127
**D	MERCER QIF CCF	55.720		55.720
**D	MGI FUNDS PLC	32.901		32.901
**D	MORGAN STANLEY INST FUND INC. GLOBAL INFRASTRUCTURE PORTFOLIO	277.522		277.522
**D	MORGAN STANLEY INST FUND, INC. - GLOBAL ADVANTAGE PTF	8.078		8.078
**D	MORGAN STANLEY INSTITUTIONAL FUND INC MULTI- ASSET PORTFOLIO	16.493		16.493
**D	GTAA PANTHER FUND L.P	13.124		13.124
**D	MGI FUNDS PLC	274.467		274.467
**D	MGI FUNDS PLC	223.821		223.821
**D	MORGAN STANLEY INSTITUTIONAL FUND TR- GL MULTI-ASSET INC PTF	1.767		1.767
**D	MERCER QIF CCF	453.367		453.367
**D	MET INVESTORS SERIES TRUST- PANAGORA GLO DIVERSIFIED RISK PTF	929		929
**D	RUSSELL INVESTMENT COMPANY PLC	23.476		23.476
**D	HARTFORD LIFE INSURANCE COMPANY	3.540		3.540
**D	NORTHROP GRUMMAN PENSION MASTER TRUST	372.922		372.922
**D	NORTHROP GRUMMAN CORPORATION VEBA MASTER TRUST I	1.278		1.278
**D	SENTRY INFRASTRUCTURE FUND	339.700		339.700
**D	SENTRY ALTERNATIVE ASSET INCOME FUND	10.725		10.725
**D	SENTRY GLOBAL INFRASTRUCTURE PRIVATE TRUST	29.793		29.793
**D	CITY OF NEW YORK GROUP TRUST	133.959		133.959
**D	PIMCO EQUITY SERIES:PIMCO RAFI DYNAMIC MULTI-FACTOR INT EQ ETF	650		650
**D	PRINCIPAL EXCHANGE-TRADED FDS-PRINC INT MULTI-FACTOR INDEX ETF	2.304		2.304
**D	PRINCIPAL DIVERSIFIED REAL ASSET CIT	98.616		98.616
**D	INTEL CORPORATION RETIREE MEDICAL PLAN TRUST	8.065		8.065
**D	ALASKA COMMON TRUST FUND	12.876		12.876
**D	RUSSELL INVESTMENTS GLOBAL INFRASTRUCTURE POOL	1.872.877		1.872.877
**D	RUSSELL INVESTMENTS MULTI-FACTOR INTERNATIONAL EQUITY POOL	435		435
**D	RUSSELL INSTITUTIONAL FUNDS,LLC-RUSSELL INTL EQUITY FUND	2.209		2.209
**D	RUSSELL INSTL FUNDS,LLC-RUSSELL GLOB LISTED INFRA FUND	226.793		226.793
**D	GOV OF HM THE SULTAN AND YANG DI-PERTUAN OF BRUNEI DARUSSALAM	20.120		20.120
**D	FEDERATED CITY EMPLOYEES RETIREMENT SYSTEM	28.331		28.331
**D	BANK OF KOREA	8.339		8.339
**D	BANK OF KOREA	21.271		21.271
**D	SSGA M&A PRIVATE GLOBAL INFRASTRUCTURE POOL	223.149		223.149
**D	SSGA M&A ACWI EX-USA INDEX NON-LENDING DAILY TRUST	9.344		9.344
**D	GAM INVESTMENT MANAGEMENT (SWITZERLAND) AG	23.349		23.349
**D	STALB STREET IRELAND UNIT TRUST	80.268		80.268
**D	BRANDANN ONE INV GLO ABS RETURN STRAT MASTER FUND LTD.	264.827		264.827
**D	THE WORKERS' COMPENSATION BOARD	755.016		755.016
**D	GAM INVESTMENT (SWITZ) AG ON BEHALF OF SWIF EUROPE EQUITY INDEX	916		916

Azionisti: 1.624 Teste: 30
 Azionisti in delega: 20 Azionisti in delega: 1.604



Assemblea Ordinaria del 20 aprile 2018

LISTA ESITO DELLE VOTAZIONE

Oggetto: Bilancio d'esercizio al 31 dicembre 2017

FAVOREVOLI

Badge	Ragione Sociale	Proprio	Delega	Totale
**D	SSGA SPDR ETFS EUROPE I PUBLIC LIMITED COMPANY		1.632.818	1.632.818
**D	SSGA SPDR ETFS EUROPE II PUBLIC LIMITED COMPANY		82.736	82.736
**D	SIR DAVID TRENCH FUND FOR RECREATION		318	318
**D	CALIFORNIA PUBLIC EMPLOYEES RETIREMENT SYSTEM		1.021.066	1.021.066
**D	AMERICAN BAR ASSOCIATION MEMBERS/MTC COLLECTIVE TRUST		91.917	91.917
**D	ROMAN CATHOLIC BISHOP OF SPRINGFIELD A CORPORATION SOLE		258	258
**D	DELTASHARES S+P INTERNATIONAL MANAGED RISK ETF		7.029	7.029
**D	TEACHER RETIREMENT SYSTEM OF TEXAS		229.579	229.579
**D	CALIFORNIA STATE TEACHERS RETIREMENT SYSTEM		623.445	623.445
**D	TJ-NONQUALIFIED, LLC		48.951	48.951
**D	PINEBRIDGE GLOBAL FUNDS		17.793	17.793
**D	METZLER ASSET MANAGEMENT GMBH FOR MI-FONDS 415		50.000	50.000
**D	UBS (IRL) ETF PLC		3.851	3.851
**D	VANGUARD FTSE DEVELOPED EUROPE ALL CAP INDEX ETF		11.343	11.343
**D	VANGUARD FTSE DEVELOPED ALL CAP EX NORTH AMERICA INDEX ETF		12.404	12.404
**D	VANGUARD DEVEL ALL-CAP EX NORTH AMERICA EQT IND POOLED FUND		716	716
**D	VANGUARD GLOBAL MOMENTUM FACTOR ETF		160	160
**D	VANGUARD INVESTMENTS II COMMON CONTRACTUAL FUND		35.021	35.021
**D	VANGUARD INVESTMENTS COMMON CONTRACTUAL FUND		49.778	49.778
**D	VANGUARD FTSE DEVELOPED EUROPE INDEX ETF		1.572	1.572
**D	WINTON UCITS FUNDS PLC		30.943	30.943
**D	WELLS FARGO BK DECL OF TR EST INV FUNDS FOR EMPLOYEE BEN TR		56.469	56.469
**D	WELLS FARGO MASTER TRUST-WELLS FRGO FACTR ENHANCED INT PRTEFLIO		43.072	43.072
**D	WISDOMTREE ISSUER PUBLIC LIMITED COMPANY		10.272	10.272
**D	WILMINGTON TRUST, NATIONAL ASSOCIATION		4.010	4.010
**D	DIVERSIFIED MARKETS (2010) POOLED FUND TRUST		8.137	8.137
**D	WASHINGTON STATE INVESTMENT BOARD		171.034	171.034
**D	WSIB INVESTMENTS (PUBLIC EQUITIES) POOLED FUND TRUST		5.024	5.024
**D	WISDOMTREE DYNAMIC CURRENCY HEDGED EUROPE EQUITY FUND		2.852	2.852
**D	WISDOMTREE DYNAMIC CURRENCY HEDGED INTRNL EQUITY FUND		27.787	27.787
**D	WISDOMTREE INTERNATIONAL HIGH DIVIDEND FUND		32.362	32.362
**D	WISDOMTREE INTERNATIONAL EQUITY FUND		59.489	59.489
**D	WISDOMTREE GLOBAL HIGH DIVIDEND FUND		3.532	3.532
**D	WISDOMTREE INTERNATIONAL DIVIDEND EX-FINANCIALS FUND		72.095	72.095
**D	WISDOMTREE INTERNATIONAL LARGE CAP DIVIDEND FUND		36.534	36.534
**D	WISDOMTREE EUROPE LOCAL RECOVERY FUND		4.002	4.002
**D	NEW YORK STATE TEACHERS RETIREMENT SYSTEM		191.992	191.992
**D	NEW YORK STATE TEACHERS RETIREMENT SYSTEM		17.906	17.906
**D	NEW YORK STATE TEACHERS RETIREMENT SYSTEM		7.060	7.060
**D	PENSIOENFONDS METAAL OFF		32.649	32.649
**D	PRUDENTIAL RETIREMENT INSURANCE & ANNUITY COMPANY		10.003	10.003
**D	VAILSBURG FUND LLC		15.930	15.930
**D	MANULIFE ASSET MANAGEMENT INTERNATIONAL EQUITY INDEX POOLED F		14.968	14.968

Pagina 26

Azionisti:	1.624	Teste:	30
Azionisti in proprio:	20	Azionisti in delega:	1.604

Assemblea Ordinaria del 20 aprile 2018

LISTA ESITO DELLE VOTAZIONE

Oggetto: Bilancio d'esercizio al 31 dicembre 2017

FAVOREVOLI

Badge	Ragione Sociale	Proprio	Delega	Totale
**D	GAM INV MGT(SWI)AG OBO ZUR INV IN FDS-ZIF AKTIEN EUROPA PASSIV		17.825	17.825
**D	GAM INV MGMT(SWITZ)AG OBO ZURICH INVEST INSTITUTIONAL FUNDS		474.028	474.028
**D	SS BK AND TRUST COMPANY INV FUNDS FOR TAXEXEMPT RETIREMENT PL		2.138.893	2.138.893
**D	SSGA RUSSELL FD GL EX-US INDEX NONLENDING QP COMMON TRUST FUND		4.707	4.707
**D	SSGA FTSE RAFI DEVELOPED 1000 INDEX NON-LENDING COMMON TR F		6.612	6.612
**D	SS FTSE DEV COMPREHENSIVE FACTOR IND NON-LENDING COMMON TRU FD		9.775	9.775
**D	STATE STREET SP GLO INFRA INDEX NON-LENDING COMMON TRUST FUND		493.234	493.234
**D	STATE STREET RAFI DEVELOP EX-US INDEX NON-LENDING COMMON TR FD		985	985
**D	SSGA MSCI EUROPE SCREENED INDEX NON-LENDING COMMON TRUST FUND		48.048	48.048
**D	MSCI EAFE PROV SCREENED INDEX NON - LENDING COMMON TR FUND		6.533	6.533
**D	STATE STREET GLOBAL ADVISORS LUXEMBOURG SICAV		187.873	187.873
**D	AXA WORLD FUNDS		204.500	204.500
**D	ALLIANZ GLOBAL INVESTORS FUND		926.091	926.091
**D	BLACKROCK STRATEGIC FUNDS		144.767	144.767
**D	BLACKROCK GLOBAL INDEX FUNDS		15.023	15.023
**D	INDEXIQ		4.626	4.626
**D	GOLDMAN SACHS FUNDS		14.581	14.581
**D	GOLDMAN SACHS FUNDS II		192.984	192.984
**D	KIEGER FUND I		772	772
**D	MULTIPARTNER SICAV		46.000	46.000
**D	SGKB (LUX) FUND		1.317	1.317
**D	UBS ETF		694.911	694.911
**D	ISHARES MSCI ACWI ETF		136.072	136.072
**D	ISHARES MSCI ACWI EX US ETF		51.040	51.040
**D	ISHARES EUROPE ETF		144.087	144.087
**D	ISHARES MSCI EAFE GROWTH ETF		114.364	114.364
**D	ISHARES MSCI EAFE ETF		2.362.381	2.362.381
**D	ISHARES MSCI EAFE VALUE ETF		184.626	184.626
**D	ISHARES GLOBAL INDUSTRIALS ETF		27.303	27.303
**D	ISHARES MSCI EUROZONE ETF		1.276.812	1.276.812
**D	ISHARES MSCI ITALY CAPPED ETF		969.487	969.487
**D	ISHARES MSCI KOKUSAI ETF		1.845	1.845
**D	ISHARES GLOBAL INFRASTRUCTURE ETF		3.521.707	3.521.707
**D	ISHARES MSCI DEVELOPED WORLD INDEX FUND		9.240	9.240
**D	BLACKROCK INST TRUST CO NA INV FUNDSFOR EMPLOYEE BENEFIT TR		3.458.790	3.458.790
**D	ISHARES CORE MSCI EAFE ETF		1.493.834	1.493.834
**D	ISHARES CORE MSCI TOTAL INTERNATIONAL STOCK ETF		169.778	169.778
**D	ISHARES CORE MSCI INTERNATIONAL DEVELOPED MARKETS ETF		21.670	21.670
**D	ISHARES MSCI WORLD ETF		7.564	7.564
**D	ISHARES CORE MSCI EAFE IMI INDEX ETF		37.690	37.690
**D	ISHARES MSCI EUROPE IMI INDEX ETF		12.414	12.414
**D	ISHARES CORE ACWI LOW CARBON TARGET ETF		12.150	12.150
**D	ISHARES CORE MSCI EUROPE ETF		113.350	113.350

Pagina 27

Azionisti 1.624 Teste: 30
 Azionisti in proprio 20 Azionisti in delega: 1.604



Assemblea Ordinaria del 20 aprile 2018

LISTA ESITO DELLE VOTAZIONE

Oggetto: Bilancio d'esercizio al 31 dicembre 2017

FAVOREVOLI

Badge	Ragione Sociale	Proprio	Delega	Totale
**D	ISHARES EDGE MSCI INTL SIZE FACTOR ETF		213	213
**D	ISHARES INTERNATIONAL FUNDAMENTAL INDEX ETF		4.557	4.557
**D	CONNECTICUT GENERAL LIFE INSURANCE COMPANY		1.092	1.092
**D	THRIFT SAVINGS PLAN		1.423.532	1.423.532
**D	BLACKROCK CDN MSCI EAFE EQUITY INDEX FUND		165.403	165.403
**D	BLACKROCK CDN WORLD INDEX FUND		12.681	12.681
**D	BLACKROCK CDN MSCI EAFE INDEX PLUS FUND		3.346	3.346
**D	BLACKROCK CDN GLOBAL INFRASTRUCTURE EQUITY INDEX FUND		495.103	495.103
**D	BLACKROCK INDEX FUNDS INC.-BLACKROCK INTERNATIONAL INDEX FUND		337.294	337.294
**D	BLACKROCK UTILITY AND INFRASTRUCTURE TRUST		397.024	397.024
**D	ACWI EX-US INDEX MASTER PORTFOLIO OF MASTER INVESTMENT PTF		23.080	23.080
**D	RUSSELL DEVELOPED EX-U.S. LARGE CAP INDEX FUND B		3.733	3.733
**D	MSCI EQUITY INDEX FUND E-ITALY		227.438	227.438
**D	EURO EX-UK ALPHA TITLS FUND B		6.675	6.675
**D	BGI MSCI EUROPE EQUITY INDEX FUND B		133.475	133.475
**D	BGI MSCI EAFE EQUITY INDEX NON-LENDABLE FUND B		127.092	127.092
**D	BGI MSCI EMU IMI INDEX FUND B		393	393
**D	DEVELOPED EX-FOSSIL FUEL INDEX FUND B		2.655	2.655
**D	BLACKROCK MSCI EUROPE EQUITY ESG SCREENED INDEX FUND B		364	364
**D	BLACKROCK MSCI WORLD EQUITY ESG SCREENED INDEX FUND B		46.866	46.866
**D	RUSSELL DEVELOPED LARGE CAP EM GEOEXPOSURE INDEX FUND B		21.045	21.045
**D	EUROPEEX-CONTROVERSIAL WEAPONS EQUITY INDEX FUND B		38.684	38.684
**D	PROXY TEAM PARAMETRIC PORTFOLIO ASSOCIATES		2.397	2.397
**D	TEACHERS' RETIREMENT SYSTEM OF THE STATE OF ILLINOIS		64.502	64.502
**D	IBM 401K PLUS PLAN		84.619	84.619
**D	STATE OF ALASKA RETIREMENT AND BENEFITS PLANS		19.494	19.494
**D	COLLEGE RETIREMENT EQUITIES FUND		502.828	502.828
**D	TIIA-CREF INTERNATIONAL EQUITY INDEX FUND		364.563	364.563
**D	RUSSELL INVESTMENT COMPANY - RUSSELL INTERN DEVELOPED MKT F		34.036	34.036
**D	BRIGHTHOUSE FUNDS TRUST II - METLIFE MSCI EAFE INDEX PTF		30.871	30.871
**D	STATE OF MINNESOTA		201.700	201.700
**D	RUSSELL INVESTMENT FUNDS INTERNATIONAL DEVELOPED MARKETS FUND		3.171	3.171
**D	SPDR MSCI ACWI EX-US ETF		70.855	70.855
**D	SPDR S&P INTERNATIONAL DIVIDEND ETF		545.720	545.720
**D	SPDR S&P GLOBAL INFRASTRUCTURE ETF		309.087	309.087
**D	SPDR S&P WORLD (EX-US) ETF		52.228	52.228
**D	RUSSELL INVESTMENT COMPANY II PLC		21.516	21.516
**D	CONSOLIDATED EDISON RETIREMENT PLAN		41.829	41.829
**D	THE UNIVERSAL INSTITUTIONAL FUNDS, INC. GLOBAL INFRASTR PTF		66.896	66.896
**D	MORGAN STANLEY INSTITUTIONAL FD TR - GLOBAL STRATEGIST PTF		26.617	26.617
**D	THE UNIVERSAL INST F INC - GLOBAL STRATEGIST PORTFOLIO		9.732	9.732
**D	ONTARIO TEACHERS PENSION PLAN BOARD		199.871	199.871
**D	COMMON TRUST ITALY FUND		437.090	437.090

Pagina 28

Azionisti:	1.624	Teste:	30
Azionisti in proprio:	20	Azionisti in delega:	1.604

Assemblea Ordinaria del 20 aprile 2018

LISTA ESITO DELLE VOTAZIONE

Oggetto: Bilancio d'esercizio al 31 dicembre 2017

FAVOREVOLI

Badge	Ragione Sociale	Proprio	Delega	Totale
**D	STATE STREET TOTAL RETURN V.I.S. FUND		13.697	13.697
**D	ISHARES PUBLIC LIMITED COMPANY	1.242.242		1.242.242
**D	ISHARES II PUBLIC LIMITED COMPANY	962.588		962.588
**D	ISHARES V PUBLIC LIMITED COMPANY	18.751		18.751
**D	ISHARES III PUBLIC LIMITED COMPANY	175.152		175.152
**D	ISHARES VI PUBLIC LIMITED COMPANY	94.385		94.385
**D	ISHARES IV PUBLIC LIMITED COMPANY	10.641		10.641
**D	ISHARES VII PLC	399.623		399.623
**D	BLACKROCK AM DE FOR ISHS DJ EUROZONE SUST SCR. UCITS ETF (DE)	40.742		40.742
**D	BLACKROCK AM DE FOR ISHARES EURO STOXX UCITS ETF (DE)	173.094		173.094
**D	BLACKROCK AM DE FOR ISHS EURO STOXX SELECT DIV 30 UCITS ETF DE	818.813		818.813
**D	BLACKROCK AM DE FOR ISHS STOXX EUROPE LARGE 200 UCITS ETF (DE)	4.873		4.873
**D	ISHARES I INV MIT TGV F ISHS ST EUR600 IND.GOODS+SER.UCITS ETF	73.154		73.154
**D	BLACKROCK AM DE FOR ISHARES STOXX EUROPE 600 UCITS ETF (DE)	391.817		391.817
**D	MONETARY AUTHORITY OF SINGAPORE	4.361		4.361
**D	BLACKROCK AM SCHWEIZ AG OBO BIFS WORLD EX SWITZ EQ INDEX FUND	9.113		9.113
**D	PACE INTERNATIONAL EQUITY INVESTMENTS	9.708		9.708
**D	MANAGED PENSION FUNDS LIMITED	313.742		313.742
**D	ABBAY LIFE ASSURANCE COMPANY LIMITED	279.378		279.378
**D	SCOTTISH WIDOWS OVERSEAS GROWTH INV F ICVC - EURO GROWTH F	331.782		331.782
**D	STATE STREET TRUSTEES LTD ATF ABERDEEN CAPITAL TRUST	59.759		59.759
**D	SCOTTISH WIDOWS INV SOLUTIONS F ICVC- EUROPEAN (EX UK) EQ FD	134.739		134.739
**D	THE TRUSTEES OF CONOCOPHILLIPS PENSION PLAN	9.630		9.630
**D	FAMILY INVESTMENTS CHILD TRUST FUND	14.769		14.769
**D	FAMILY INVESTMENTS GLOBAL ICVC FAMILY BALANCED INT FUND	11.226		11.226
**D	HSBC AS TRUSTEE FOR SSGA EUROPE EX UK EQUITY TRACKER FUND	421.437		421.437
**D	BNY MELLON TR+DEP ATF ST. JAMES'S PLACE GLOBAL EQ UNIT TR	114.130		114.130
**D	CUMBRIA LOCAL GOVERNMENT PENSION SCHEME	51.987		51.987
**D	FP RUSSELL INVESTMENTS ICVC-FP RUSSELL INV INT GROWTH ASSTS FD	2.222		2.222
**D	OMNIS MANAGED INVESTMENTS ICVC - OMNIS MULTI-ASSET INCOME FUND	118.809		118.809
**D	AL MEHWAR COMMERCIAL INVESTMENTS LLC	506.266		506.266
**D	ALLIANZ UK+EUROPEAN INV FDS-ALLIANZ EUROPEAN EQUITY INCOME FD	11.497		11.497
**D	HBOS INTERNATIONAL INV FUNDS ICVC- EUROPEAN FUND	125.542		125.542
**D	STICHTING PENSIOENFONDS CHEMOURS NEDERLAND	3.506		3.506
**D	STICHTING TRUST F AND C UNHEDGE	38.767		38.767
**D	THE TRUSTEES OF GOLDMAN SACHS UK RETIREMENT PLAN	1.715		1.715
**D	ST GEN RESERVE F OF THE MINISTRY FINANCE OF SULTANATE OF OMAN	17.278		17.278
**D	WELLS FARGO INV FUNDS UK ICVC II-ABERDEEN EUR EQ ENHANCED INDEXF	48.061		48.061
**D	STICHTING PHILIPS PENSIOENFONDS	65.201		65.201
**D	LEGG MASON FUNDS ICVC- LEGG MASON IF RARE GLOBAL INF INC FUND	780.367		780.367
**D	RAJAH MUMTALAKAT HOLDING COMPANY	26.035		26.035
**D	VANGUARD INV FDS ICVC-VANG FTSE DEV WOR LD EX - UK EQT IND FD	79.031		79.031
**D	VANGUARD INV F ICVC-VANGUARD FTSE DEV EUROPE EX-UK EQ INDEX F	165.676		165.676

Azionisti 1.624 Teste: 30
 Azionisti in proprio 20 Azionisti in delega: 1.604



Assemblea Ordinaria del 20 aprile 2018

LISTA ESITO DELLE VOTAZIONE

Oggetto: Bilancio d'esercizio al 31 dicembre 2017

FAVOREVOLI

Badge	Ragione Sociale	Proprio	Delega	Totale
**D	VANGUARD INV FUNDS ICVC-VANGUARD FTSE GLOB ALL CAP IND FUND		672	672
**D	SCOTTISH WID INV SOLS F ICVC - FDAMNTL LOW VOL IND GLO EQT F		51.233	51.233
**D	SCOTTISH WIDOWS INV SOL F ICVC- FUNDAMENTAL INDEX GLB EQ F		62.076	62.076
**D	RUSSELL INVESTMENTS GLOBAL OPPORTUNITIES FUND		27.989	27.989
**D	STATE STREET INTERNATIONAL EQUITIES INDEX TRUST		19.790	19.790
**D	SPDR S+P WORLD EX AUSTRALIA FUND		1.426	1.426
**D	SPDR S+P GLOBAL DIVIDEND FUND		40.155	40.155
**D	ARGO GLOBAL LISTED INFRASTRUCTURE LIMITED		128.204	128.204
**D	RUSSELL INVESTMENTS LOW CARBON GLOBAL SHARES FUND		2.846	2.846
**D	CHRISTIAN SUPER		1.178	1.178
**D	CHRISTIAN SUPER		1.945	1.945
**D	EMERGENCY SERVICES SUPERANNUATION SCHEME		1.869	1.869
**D	FIRST STATE SUPERANNUATION SCHEME		61.297	61.297
**D	RUSSELL INVESTMENTS GLOBAL LISTED INFRASTRUCTRE FUND - HEDGED		295.811	295.811
**D	VANECK VECTORS FTSE GLOBAL INFRASTRUCTURE (HEDGED) ETF		63.200	63.200
**D	LAZARD GLOBAL LISTED INFRASTRUCTURE FUND		2.553.948	2.553.948
**D	STATE STREET INT EQTS INDEX TRUST EX TOBACCO EX CONTR WEAPONS		502	502
**D	LAZARD GLOBAL EQUITY FRANCHISE FUND		67.206	67.206
**D	QSUPER		18.798	18.798
**D	AXA IM ACWI SMARTBETA EQUITY FUND		2.500	2.500
**D	SUNSUPER SUPERANNUATION FUND		25.009	25.009
**D	UBS IQ MSCI WORLD EX AUSTRALIA ETHICAL ETF		418	418
**D	UBS IQ MSCI EUROPE ETHICAL ETF		393	393
**D	CANADA PENSION PLAN INVESTMENT BOARD		291	291
**D	THE TRUSTEES OF BP PENSION FUND		105.243	105.243
**D	KAPITALFORENINGEN INVESTIN PRO - GLOBAL SMID CAP MARKET NEUTRAL EQUITY		3.903	3.903
**D	FLOURISH INVESTMENT CORPORATION		249.115	249.115
**D	FLOURISH INVESTMENT CORPORATION		176.823	176.823
**D	PEOPLE'S BANK OF CHINA		608.230	608.230
**D	FLOURISH INVESTMENT CORPORATION		32.457	32.457
**D	PEOPLE'S BANK OF CHINA		81.844	81.844
**D	AMERGEN CLINTON NUCLEAR POWER PLANT NONQUALIFIED FUND		1.302	1.302
**D	COMBUSTION ENGINEERING 524(G) ASBESTOS PI TTRUST		882	882
**D	CHILDREN'S HEALTHCARE OF ATLANTA, INC.		78.519	78.519
**D	CHURCH OF ENGLAND INVESTMENT FUND FOR PENSIONS		9.659	9.659
**D	EXELON FITZPATRICK NONQUALIFIED FUND		4.360	4.360
**D	EXELON FITZPATRICK QUALIFIED FUND		290	290
**D	FORD MOTOR COMPANY DEFINED BENEFIT MASTER TRUST		10.562	10.562
**D	FORD MOTOR COMPANY DEFINED BENEFIT MASTER TRUST		5.939	5.939
**D	JOSHUA GREEN CORPORATION		850	850
**D	HUBBELL INCORPORATED MASTER PENSION TRUST		29.527	29.527
**D	JTW TRUST NO. 3 UAD 9/19/02		2.315	2.315
**D	JTW TRUST NO. 1 UAD 9/19/02		1.591	1.591

Assemblea Ordinaria del 20 aprile 2018

LISTA ESITO DELLE VOTAZIONE

Oggetto: Bilancio d'esercizio al 31 dicembre 2017

FAVOREVOLI

Badge	Ragione Sociale	Proprio	Delega	Totale
**D	JTW TRUST NO. 4 UAD 9/19/02		2.817	2.817
**D	JTW TRUST NO. 2 UAD 9/19/02		2.039	2.039
**D	JTW TRUST NO. 5 UAD 9/19/02		710	710
**D	NOVANT HEALTH INC		11.514	11.514
**D	SAMFORD UNIVERSITY PENSION PLAN TRUST		736	736
**D	STATE OF UTAH, SCHOOL AND INSTITUTIONAL TRUST FUNDS		13.079	13.079
**D	1999 VOL EMPL BEN ASS NON-REPR EMPL OF SOUT CAL EDISON CO		981	981
**D	SAMFORD UNIVERSITY		352	352
**D	VIRGINIA C.MARS REVOCABLE TRUST DATED AUGUST 6, 1991		413	413
**D	HRW TESTAMENTARY TRUST NO 3		2.073	2.073
**D	HRW TESTAMENTARY TRUST NO 1		2.573	2.573
**D	HRW TRUST NO 2 UAD 01/17/03		1.676	1.676
**D	HRW TESTAMENTARY TRUST NO. 10		998	998
**D	HRW TRUST NO 1 UAD 01/17/03		2.382	2.382
**D	HRW TESTAMENTARY TRUST NO. 11		2.568	2.568
**D	HRW TESTAMENTARY TRUST NO 6		3.336	3.336
**D	HRW TESTAMENTARY TRUST NO 4		2.041	2.041
**D	HRW TESTAMENTARY TRUST NO. 9		3.101	3.101
**D	HRW TESTAMENTARY TRUST NO. 8		2.472	2.472
**D	HRW TESTAMENTARY TRUST NO 2		1.679	1.679
**D	HRW TESTAMENTARY TRUST NO. 7		2.729	2.729
**D	HRW TRUST NO 4 UAD 01/17/03		1.152	1.152
**D	HRW TESTAMENTARY TRUST NO 5		2.158	2.158
**D	HRW TESTAMENTARY TRUST NO. 12		3.451	3.451
**D	HRW TRUST NO 3 UAD 01/17/03		1.152	1.152
**D	EXELON CORPORATION NUCLEAR DECOMMISSION TRUST - NON TAX QUAL		327	327
**D	SPARTAN GROUP TRUST FOR EMPLOYEE BENEFIT PLANS		39.413	39.413
**D	BEAT DRUGS FUND ASSOCIATION		771	771
**D	HONG KONG SAR GOVERNMENT EXCHANGE FUND		435.579	435.579
**D	HONG KONG SAR GOVERNMENT EXCHANGE FUND		71.329	71.329
**D	ATIVO INTERNATIONAL EQUITY FUND LP		21.600	21.600
**D	BUNTING INTERNATIONAL DEVELOPED EQUITY TE LLC		1.236	1.236
**D	CARROLL AVENUE PARTNERS LLC		623	623
**D	CARNELIAN INVESTMENT MANAGEMENT LLC		14.733	14.733
**D	STATES OF JERSEY COMMON INVESTMENT FUND		2.351	2.351
**D	CENTERSQUARE INVESTMENT MANAGEMENT LLC		4.280	4.280
**D	INVEST, LTD		813	813
**D	LP EQUITY (PASSIVE)		461	461
**D	MAI LLC		5.125	5.125
**D	- PARAMETRIC		3.268	3.268
**D	FOURTH AVENUE INVESTMENT COMPANY		4.192	4.192
**D	FIDLER PARTNERS LLC		617	617
**D	THE BUNTING TEAM INT DEVELOPED EQUITY LIMITED LIABILITY CO		3.055	3.055

Pagina 31

Azionisti 1.624 Teste: 30
 Azionisti in delega 20 Azionisti in delega: 1.604



Assemblea Ordinaria del 20 aprile 2018

LISTA ESITO DELLE VOTAZIONE

Oggetto: Bilancio d'esercizio al 31 dicembre 2017

FAVOREVOLI

Badge	Ragione Sociale	Proprio	Delega	Totale
**D	INTERNATIONAL EXPATRIATE BENEFIT MASTER TRUST		2.334	2.334
**D	INTERNATIONAL EQUITY FUND		6.209	6.209
**D	THE JBUT MASTER INVESTMENT PARTNERSHIP LLP		1.221	1.221
**D	NTGI-QM COMMON DAILY EAFE INDEX FUND - NON LENDING		39.459	39.459
**D	LAKE AVENUE INVESTMENTS, LLC		15.437	15.437
**D	LEGAL & GENERAL MSCI EAFE FUND, LLC		16.871	16.871
**D	LEHMAN-STAMM FAMILY PARTNERS LLC		602	602
**D	LTW GROUP HOLDINGS, LLC		5.157	5.157
**D	LTW INVESTMENTS LLC		9.311	9.311
**D	LUNA LLC		409	409
**D	LOY PARTNERSHIP, LLC		3.038	3.038
**D	MF INTERNATIONAL FUND LLC		805	805
**D	82A HOLDINGS, LLC		6.181	6.181
**D	NELKE PARTNERSHIP		2.148	2.148
**D	OHANA HOLDINGS LLC		53.700	53.700
**D	OMEGA FFIP LIMITED PARTNERSHIP		1.398	1.398
**D	ORIZABA, LP		19.554	19.554
**D	CINDY SPRINGS, LLC		2.710	2.710
**D	NTGI-QM COMMON DAILY ALL COUNWD EX-US INV MKT INDEX F NONLEND		10.335	10.335
**D	RDM LIQUID LLC		3.494	3.494
**D	ROTHKO ALL COUNTY WORLD EX-US EQUITY FUND LP		542	542
**D	RAMI PARTNERS, LLC		7.168	7.168
**D	SENTINEL INTERNATIONAL FUND		1.307	1.307
**D	SENTINEL INTERNATIONAL TRUST		2.378	2.378
**D	SIM GLOBAL BALANCED TRUST.		568	568
**D	VICTORIA PARTNERS, LP		8.234	8.234
**D	GLOBAL BOND FUND		5.124	5.124
**D	MS FUND LP		7.321	7.321
**D	FCM INTERNATIONAL LLC		589	589
**D	ZCA GLOBAL EQUITY STRATEGY, LP		180	180
**D	SHIMODA HOLDINGS, LLC		683	683
**D	MALACHITE 35 TRUST		10.125	10.125
**D	ZOMA CAPITAL LLC		702	702
**D	AVALON PORTFOLIO.II, LLC		1.768	1.768
**D	FORTRESS INTERNATIONAL EQUITY PARTNERSHIP "C"		2.981	2.981
**D	INTERNATIONAL MONETARY FUND RETIRED STAFF BENEFITS INVESTMENT		4.025	4.025
**D	LEGAL & GENERAL MSCI EAFE SL FUND, LLC		16.054	16.054
**D	NTGI-QM COMMON DAILY EAFE INDEX FUND - LENDING		34.718	34.718
**D	NTGI - QM COMM DAILY ALL COUNTRY WD EX-US EQ INDEX F - LEND		20.637	20.637
**D	INTERNATIONAL MONETARY FUND STAFF RETIREMENT PLAN		17.437	17.437
**D	INTERNATIONAL MONETARY FUND STAFF RETIREMENT PLAN		126.641	126.641
**D	INTERNATIONAL MONETARY FUND STAFF RETIREMENT PLAN		6.352	6.352
**D	UNIT NAT RELIEF AND WORKS AG FOR PALEST REF IN THE NEAR EAST		2.256	2.256

Assemblea Ordinaria del 20 aprile 2018

LISTA ESITO DELLE VOTAZIONE

Oggetto: Bilancio d'esercizio al 31 dicembre 2017

FAVOREVOLI

Badge	Ragione Sociale	Proprio	Delega	Totale
**D	NATIONAL COUNCIL FOR SOCIAL SECURITY FUND, P.R.C		1.750	1.750
**D	NATIONAL COUNCIL FOR SOCIAL SECURITY FUND, P.R.C		30.374	30.374
**D	NATIONAL COUNCIL FOR SOCIAL SECURITY FUND, P.R.C		26.165	26.165
**D	NGEE ANN POLYTECHNIC		132	132
**D	NATIONAL COUNCIL FOR SOCIAL SECURITY FUND, P.R.C		68.455	68.455
**D	CHEVRON MASTER PENSION TRUST		13.551	13.551
**D	FIDELITY SALEM STREET TRUST: FIDELITY FLEX INTERN INDEX FUND		279	279
**D	FIDELITY SALEM STREET TRUST FIDELITY SERIES GLOBAL EX U.S. INDEX FUND		114.860	114.860
**D	THE PARTNERS FUND		90.000	90.000
**D	ASHMORE GLOBAL CONSOLIDATION & RECOVERY		983	983
**D	HAGFORS LIMITED		6.469	6.469
**D	NEW ZEALAND SUPERANNUATION FUND		149.396	149.396
**D	COMMONWEALTH SUPERANN CORP ATF ARIA INVESTMENTS TR		35.227	35.227
**D	ACT CHIEF MINISTER, TREAS AND ECO DEV DIR SUPERANN PROV ACC		12.625	12.625
**D	ENERGY INVESTMENT FUND		199.983	199.983
**D	QIC INTERNATIONAL EQUITIES FUND		1.362	1.362
**D	MAGELLAN INFRASTRUCTURE FUND (UNHEDGED)		833.903	833.903
**D	GOVERNMENT EMPLOYEES SUPERANNUATION BOARD		14.397	14.397
**D	GOVERNMENT EMPLOYEES SUPERANNUATION BOARD		95.216	95.216
**D	GOVERNMENT EMPLOYEES SUPERANNUATION BOARD		226.020	226.020
**D	MAGELLAN INFRASTRUCTURE FUND (CURRENCY HEDGED)		202.563	202.563
**D	MERCER PASSIVE INTERNATIONAL SHARES FUND		12.054	12.054
**D	PARTNERS GROUP GLOBAL MULTI-ASSET FUND		11.500	11.500
**D	QUEENSLAND INVESTMENT TRUST NO.2		5.946	5.946
**D	MAGELLAN CORE INFRASTRUCTURE FUND		102.357	102.357
**D	MAGELLAN INFRASTRUCTURE FUND		1.923.682	1.923.682
**D	NORTHERN FUNDS INTERNATIONAL GROWTH EQUITY FUND		21.123	21.123
**D	CLEARWATER INTERNATIONAL FUND		18.890	18.890
**D	ACORN 1998 TRUST		326	326
**D	EXELON PEACH BOTTOM UNIT 1 QUALIFIED FUND		516	516
**D	STATE OF IDAHO ENDOWMENT FUND INVESTMENT BOARD		1.406	1.406
**D	MICHIGAN CATHOLIC CONFERENCE MASTER PENSION TRUST		1.661	1.661
**D	NORTHERN MULTI MANAGER GLOBAL LISTED INFRASTRUCTURE FUND		2.156.216	2.156.216
**D	MICHIGAN CATHOLIC CONFERENCE		563	563
**D	NORTHERN FUNDS - INTERNATIONAL EQUITY INDEX FUND		186.795	186.795
**D	OYSTER CREEK NUCLEAR GENERATING STATION QUALIFIED FUND		1.445	1.445
**D	MASTER TR AGREE BETWEEN PFIZER INC AND THE NORTHERN TR CO		6.461	6.461
**D	PLETTES TRUST		1.961	1.961
**D	PRESBYTERIAN CHURCH (USA) FOUNDATION		4.678	4.678
**D	NORTHERN TRUST GLOBAL INVESTMENTS COLLECTIVE FUNDS TRUST		798.004	798.004
**D	ST. JOSEPH HEALTH SYSTEM		1.489	1.489
**D	VOLUNTARY TRUSTEES OF THE NON-REPR EMPL OF SOUT CAL EDISON CO		1.633	1.633
**D	THE TRUSTEES OF THE HENRY SMITH CHARITY		17.201	17.201

Pagina 33

Azionisti Proprio 1.624 Teste: 30
 Azionisti in delega 20 Azionisti in delega: 1.604



Assemblea Ordinaria del 20 aprile 2018

LISTA ESITO DELLE VOTAZIONE
 Oggetto: Bilancio d'esercizio al 31 dicembre 2017

FAVOREVOLI

Badge	Ragione Sociale	Proprio	Delega	Totale
**D	TRINITY COLLEGE CAMBRIDGE	1.634	4	1.634
**D	SILVER GROWTH FUND, LP		2.721	2.721
**D	USAA MASTER TRUST (PENSION AND RSP)		8.643	8.643
**D	BANNER HEALTH		20.228	20.228
**D	CSAA INSURANCE EXCHANGE		10.556	10.556
**D	A.I.DUPONT TESTAMENTARY TRUST		1.230	1.230
**D	STICHTING INSTITUUT GAK		4.528	4.528
**D	GUIDE STONE FUNDS INTERNATIONAL EQUITY INDEX FUNDS		13.972	13.972
**D	GENERAL PENSION AND SOCIAL SECURITY AUTHORITY		1.229	1.229
**D	GEORGIA TECH FOUNDATION, INC.		45.070	45.070
**D	LOS ANGELES CITY EMPLOYEES RETIREMENT SYSTEM		24.265	24.265
**D	CITY OF LOS ANGELES FIRE AND POLICE PENSION PLAN		4.500	4.500
**D	CITY OF LOS ANGELES FIRE AND POLICE PENSION PLAN		11.275	11.275
**D	LOCKHEED MARTIN CORPORATION MASTER RETIREMENT TRUST		4.509	4.509
**D	MONTGOMERY COUNTY EMPLOYEES' RETIREMENT SYSTEM		17.359	17.359
**D	UNITED MINE WORKERS OF AMERICA 1974 PENSION TRUST		83.600	83.600
**D	STATE UNIVERSITIES RETIREMENT SYSTEM		78.770	78.770
**D	UTAH STATE RETIREMENT SYSTEMS		4.694	4.694
**D	WYOMING RETIREMENT SYSTEM		4.904	4.904
**D	FORD MOTOR COMPANY OF CANADA, LIMITED PENSION TRUST		14.288	14.288
**D	HSBC INTERNATIONAL EQUITY POOLED FUND		4.544	4.544
**D	HALIFAX REGIONAL MUNICIPALITY MASTER TRUST		10.771	10.771
**D	OPSEU PENSION PLAN TRUST FUND		59.257	59.257
**D	FUTURE FUND BOARD OF GUARDIANS FOR AND OBO THE MED RES FUT FD		12.091	12.091
**D	IBM DIVERSIFIED GLOBAL EQUITY FUND		97.281	97.281
**D	NATIONAL WESTMINSTER BANK PLC AS TR OF JUPITER EUROP INC F		429	429
**D	LORD MAYORS CHARITABLE FUND		162.912	162.912
**D	THE BANK OF IRELAND STAFF PENSIONS FUND		33.841	33.841
**D	STICHTING HEINEKEN PENSIOENFONDS		10.217	10.217
**D	THE TRUSTESS OF IBM PENSION PLAN		5.142	5.142
**D	THE BOARD OF THE PENSION PROTECTION FUND		2.765	2.765
**D	STICHTING PENSIOENFONDS IBM NEDERLAND		14.623	14.623
**D	STICHTING PENSIOENFONDS SAGITTARIUS		14.224	14.224
**D	WHEELS COMMON INVESTMENT FUND		1.182	1.182
**D	WHEELS COMMON INVESTMENT FUND		58.957	58.957
**D	LOTHIAN PENSION FUND		16.748	16.748
**D	STICHTING PENSIOENFONDS VAN DE METALEKTRO (PME)		164.073	164.073
**D	NORTHERN TRUST UCITS COMMON CONTRACTUAL FUND		116.279	116.279
**D	PUBLIC EMPLOYEES RETIREMENT ASSOCIATION OF COLORADO		170.970	170.970
**D	COMMONWEALTH GLOBAL LISTED INFRASTRUCTURE FUND 7		12.740	12.740
**D	COLONIAL FIRST STATE INVESTMENT FUND 50		933.070	933.070
**D	COMMONWEALTH GLOBAL LISTED INFRASTRUCTURE FUND 6		155.878	155.878
**D	COMMONWEALTH GLOBAL LISTED INFRASTRUCTURE FUND 4			

Pagina 34

Azionisti: 1.624 Teste: 30
 Azionisti in proprio: 20 Azionisti in delega: 1.604

Assemblea Ordinaria del 20 aprile 2018


LISTA ESITO DELLE VOTAZIONE

Oggetto: Bilancio d'esercizio al 31 dicembre 2017

FAVOREVOLI

Badge	Ragione Sociale	Proprio	Delega	Totale
**D	COLONIAL FIRST STATE WHOLESALE GLOBAL LISTED INFR SEC F		1.166.469	1.166.469
**D	COLONIAL FIRST STATE WHOLESALE INDEXED GLOBAL SHARE FUND		20.637	20.637
**D	COMMONWEALTH GLOBAL SHARE FUND 29		142	142
**D	HSBC UCITS COMMON CONTRACTUAL FUND		658	658
**D	PREMIER ENERGY AND WATER TRUST PLC		90.000	90.000
**D	MUNICIPAL EMPLOYEES' ANNUITY AND BENEFIT FUND OF CHICAGO		4.446	4.446
**D	INVESTCO ITALIAN HOLDINGS SRL		66.513.016	66.513.016
**D	LEGAL & GENERAL GLOBAL EQUITY INDEX FUND		2.117	2.117
**D	NAT WEST BK AS TRUSTEE OF LEGAL & GENERAL EUROPEAN INDEX TR		325.295	325.295
**D	NAT WEST BK PLC AS TRUSTEE OF THE LEGAL & GENERAL INT IND TR		27.205	27.205
**D	PREMIER GLOBAL UTILITIES INCOME FUND		54.000	54.000
**D	SSGA GROSS ROLL UP UNIT TRUST		16.282	16.282
**D	MFG INVESTMENT FUND PLC		70.676	70.676
**D	KLEINWORT BENSON INVESTORS INSTITUTIONAL FUND PLC		661	661
**D	LEGAL & GENERAL ICAV		6.494	6.494
**D	NORTHERN TRUST INVESTMENT FUNDS PUBLIC LIMITED COMPANY		19.356	19.356
**D	LEGAL & GENERAL FUTURE WORLD EQUITY FACTORS INDEX FUND		3.722	3.722
**D	LEGAL & GENERAL GLOBAL INFRASTRUCTURE INDEX FUND		27.291	27.291
**D	LEGAL & GENERAL AUTHORISED CONTRACTUAL SCHEME		2.011	2.011
**D	BLACKROCK AUTHORISED CONTRACTUAL SCHEME I		407.160	407.160
**D	BLACKROCK AUTHORISED CONTRACTUAL SCHEME 1		16.601	16.601
**D	BRITISH COLUMBIA INVESTMENT MANAGEMENT CORPORATION		108.281	108.281
**D	STATE TEACHERS RETIREMENT SYSTEM OF OHIO		438.173	438.173
**D	ILLINOIS STATE BOARD OF INVESTMENT		42.960	42.960
**D	BANCO NACIONAL DE PANAMA, ACTING AS TRUSTEE OF THE FIDEICOMISO DE FONDO DE AHORRO DE PANAMA		1.900	1.900
**D	STICHTING FONDS 1818 TOT NUT VAN HET ALGEMEEN		914	914
**D	KOMMUNAL LANDSPENSJONSKASSE GJENSIDIG FORSIKRINGSSELSKAP		35.799	35.799
**D	STICHTING BEDRIJFST VOOR HET SCHOONMAAK EN GLAZ		14.818	14.818
**D	FJARDE AP-FONDEN		180.901	180.901
**D	STICHTING BEDRIJFST VOOR HET BEROEPSVERVOER OVER DE WEG		33.903	33.903
**D	STICHTING DELA DEPOSITARY AND MANAGEMENT		1.390	1.390
**D	STICHTING PENSIOENFONDS ING		47.653	47.653
**D	ARBEJDSMARKEDETS TILLAEGSPENSION		383.365	383.365
**D	VERDIPAPIRFONDET KLP AKSJEGLOBAL INDEX 1		57.877	57.877
**D	VERDIPAPIRFONDET KLP AKSJEEUROPA INDEKS 1		27.743	27.743
**D	VERDIPAPIRFONDET KLP AKSJEGLOBAL LAVBETA 1		375.802	375.802
**D	NORTHERN TRUST UCITS FGR FUND		86.910	86.910
**D	FONDEN		51.063	51.063
**D	INSTITUTIONAL UMBRELLA FUND		5.489	5.489
**D	MEGLANUM GESTION FONDIA SGR - FLESSIBILE FUTURO ITALIA		800.000	800.000
**D	EPSILON SGR - EPSILON ALLOCAZIONE TATTICA APRILE 2020		3.688	3.688
**D	EPSILON SGR - EPSILON ALLOCAZIONE TATTICA FEBBRAIO 2020		2.881	2.881
**D	EPSILON SGR - EPSILON ALLOCAZIONE TATTICA GIUGNO 2020		2.806	2.806

Azionisti: 1.624 Teste: 30
 Azionisti in proprio: 20 Azionisti in delega: 1.604



Assemblea Ordinaria del 20 aprile 2018

LISTA ESITO DELLE VOTAZIONE
 Oggetto: Bilancio d'esercizio al 31 dicembre 2017

FAVOREVOLI

Badge	Ragione Sociale	Proprio	Delega	Totale
**D	EPSILON SGR - EPSILON ALLOCAZIONE TATTICA NOVEMBRE 2019		1.717	1.717
**D	EPSILON SGR - EPSILON ALLOCAZIONE TATTICA SETTEMBRE 2019		2.678	2.678
**D	EPSILON SGR - EPSILON DLONGRUN		128	128
**D	EPSILON SGR - EPSILON FLESSIBILE AZIONI EURO APRILE 2021		2.234	2.234
**D	EPSILON SGR - EPSILON FLESSIBILE AZIONI EURO FEBBRAIO 2021		5.415	5.415
**D	EPSILON SGR - EPSILON FLESSIBILE AZIONI EURO GIUGNO 2021		1.576	1.576
**D	EPSILON SGR - EPSILON FLESSIBILE AZIONI EURO NOVEMBRE 2020		18.534	18.534
**D	EPSILON SGR - EPSILON FLESSIBILE AZIONI EURO SETTEMBRE 2020		25.041	25.041
**D	EPSILON SGR - EPSILON MULTIASET 3 ANNI DICEMBRE 2019		14.231	14.231
**D	EPSILON SGR - EPSILON MULTIASET 3 ANNI LUGLIO 2020		4.218	4.218
**D	EPSILON SGR - EPSILON MULTIASET 3 ANNI MAGGIO 2020		8.584	8.584
**D	EPSILON SGR - EPSILON MULTIASET 3 ANNI MARZO 2020		6.741	6.741
**D	EPSILON SGR-EPSILON MULTIASET VALORE GLOBALE DICEMBRE 2021		6.210	6.210
**D	EPSILON SGR - EPSILON MULTIASET VALORE GLOBALE GIUGNO 2021		15.840	15.840
**D	EPSILON SGR - EPSILON MULTIASET VALORE GLOBALE LUGLIO 2022		4.435	4.435
**D	EPSILON SGR - EPSILON MULTIASET VALORE GLOBALE MAGGIO 2022		5.613	5.613
**D	EPSILON SGR - EPSILON MULTIASET VALORE GLOBALE MARZO 2022		3.124	3.124
**D	EPSILON SGR-EPSILON MULTIASET VALORE GLOBALE SETTEMBRE 2021		7.022	7.022
**D	EPSILON SGR - EPSILON QRETURN		9.595	9.595
**D	EURIZON CAPITAL SGR - MULTIASET STRATEGIA FLESSIBILE 06/23		13.343	13.343
**D	EURIZON CAPITAL SGR - MULTIASET REDDITO 10/2022		43.893	43.893
**D	EURIZON CAPITAL SGR - MULTIASET REDDITO 12/2022		15.540	15.540
**D	EURIZON CAPITAL SGR - EURIZON CEDOLA ATTIVA TOP LUGLIO 2021		8.368	8.368
**D	EURIZON CAPITAL SGR - EURIZON CEDOLA ATTIVA TOP OTTOBRE 2021		3.627	3.627
**D	EURIZON CAPITAL SGR -MULTIASET REDDITO OTTOBRE 2019		47.638	47.638
**D	EURIZON CAPITAL SGR - CEDOLA ATTIVA TOP DICEMBRE 2021		3.921	3.921
**D	EURIZON CAPITAL SGR - MULTIASET REDDITO DICEMBRE 2019		21.406	21.406
**D	EURIZON CAPITAL SGR - EURIZON CEDOLA ATTIVA TOP MAGGIO 2021		7.535	7.535
**D	EURIZON CAPITAL SGR - EURIZON MULTIASET REDDITO APRILE 2021		12.036	12.036
**D	EURIZON CAPITAL SGR -GLOBAL MULTIASET SELECTION 09/22		20.400	20.400
**D	EURIZON CAPITAL SGR - EURIZON CEDOLA ATTIVA TOP APRILE 2022		11.170	11.170
**D	EURIZON CAPITAL SGR - EURIZON AZIONI AREA EURO		8.755	8.755
**D	EURIZON CAPITAL SGR - MULTIASET REDDITO NOVEMBRE 2020		21.715	21.715
**D	EURIZON CAPITAL SGR - EURIZON CEDOLA ATTIVA TOP MAGGIO 2020		3.776	3.776
**D	EURIZON CAPITAL SGR - CEDOLA ATTIVA TOP NOVEMBRE 2022		15.567	15.567
**D	EURIZON CAPITAL SGR - EURIZON MULTIASET REDDITO LUGLIO 2022		37.592	37.592
**D	EURIZON CAPITAL SGR - EURIZON PROGETTO ITALIA 70		150.344	150.344
**D	EURIZON CAPITAL SGR - EURIZON TOP SELECTION DICEMBRE 2022		161.369	161.369
**D	EURIZON CAPITAL SGR - EURIZON CEDOLA ATTIVA TOP OTTOBRE 2020		4.561	4.561
**D	EURIZON CAPITAL SGR - EURIZON TOP SELECTION GENNAIO 2023		25.329	25.329
**D	EURIZON CAPITAL SGR - EURIZON CEDOLA ATTIVA TOP GIUGNO 2020		2.629	2.629
**D	EURIZON CAPITAL SGR - EURIZON CEDOLA ATTIVA TOP LUGLIO 2020		1.701	1.701
**D	EURIZON CAPITAL SGR - EURIZON MULTIASET REDDITO MARZO 2023		21.402	21.402

Pagina 36

Azionisti: 1.624 Teste: 30
 Azionisti in proprio: 20 Azionisti in delega: 1.604

Assemblea Ordinaria del 20 aprile 2018

LISTA ESITO DELLE VOTAZIONE

Oggetto: Bilancio d'esercizio al 31 dicembre 2017

FAVOREVOLI

Badge	Ragione Sociale	Proprio	Delega	Totale
**D	EURIZON CAPITAL SGR - EURIZON CEDOLA ATTIVA TOP APRILE 2021		5.915	5.915
**D	EURIZON CAPITAL SGR - CEDOLA ATTIVA TOP DICEMBRE 2020		3.251	3.251
**D	EURIZON CAPITAL SGR - EURIZON MULTIASET REDDITO MARZO 2022		19.295	19.295
**D	EURIZON CAPITAL SGR - EURIZON CEDOLA ATTIVA TOP APRILE 2023		9.080	9.080
**D	EURIZON CAPITAL SGR - EURIZON MULTIASET REDDITO APRILE 2020		32.964	32.964
**D	EURIZON CAPITAL SGR - EURIZON MULTIASET REDDITO MAGGIO 2021		6.644	6.644
**D	EURIZON CAPITAL SGR - EURIZON CEDOLA ATTIVA TOP MAGGIO 2023		9.788	9.788
**D	EURIZON CAPITAL SGR - MULTIASET STRATEGIA FLESSIBILE 05/23		15.628	15.628
**D	EURIZON CAPITAL SGR - EURIZON CEDOLA ATTIVA TOP GIUGNO 2023		29.471	29.471
**D	EURIZON CAPITAL SGR - EURIZON HIGH INCOME DICEMBRE 2021		40.617	40.617
**D	EURIZON CAPITAL SGR - DISCIPLINA ATTIVA DICEMBRE 2022		10.209	10.209
**D	EURIZON CAPITAL SGR - EURIZON AZIONI ITALIA		311.691	311.691
**D	EURIZON CAPITAL SGR - DISCIPLINA ATTIVA DICEMBRE 2021		12.709	12.709
**D	EURIZON CAPITAL SGR - EURIZON MULTIASET REDDITO MAGGIO 2020		34.870	34.870
**D	EURIZON CAPITAL SGR - EURIZON CEDOLA ATTIVA TOP OTTOBRE 2023		49.993	49.993
**D	EURIZON CAPITAL SGR - MULTIASET REDDITO OTTOBRE 2021		22.697	22.697
**D	EURIZON CAPITAL SGR - EURIZON CEDOLA ATTIVA TOP MAGGIO 2022		13.136	13.136
**D	EURIZON CAPITAL SGR - EURIZON MULTIASET REDDITO GIUGNO 2020		23.030	23.030
**D	EURIZON CAPITAL SGR - EURIZON MULTIASET REDDITO GIUGNO 2021		22.961	22.961
**D	EURIZON CAPITAL SGR - EURIZON CEDOLA ATTIVA TOP GIUGNO 2022		6.881	6.881
**D	EURIZON CAPITAL SGR - EURIZON DISCIPLINA ATTIVA OTTOBRE 2021		27.120	27.120
**D	EURIZON CAPITAL SGR - MULTIASET STRATEGIA FLESSIBILE 10/2023		11.708	11.708
**D	EURIZON CAPITAL SGR - EURIZON TOP SELECTION MARZO 2023		71.604	71.604
**D	EURIZON CAPITAL SGR - EURIZON CEDOLA ATTIVA TOP OTTOBRE 2022		19.667	19.667
**D	EURIZON CAPITAL SGR - MULTIASET REDDITO DICEMBRE 2021		8.554	8.554
**D	EURIZON CAPITAL SGR - INCOME MULTISTRATEGY MARZO 2022		19.851	19.851
**D	EURIZON CAPITAL SGR - EURIZON TRAGUARDO 40 FEBBRAIO 2022		25.558	25.558
**D	EURIZON CAPITAL SGR - EURIZON DISCIPLINA ATTIVA MAGGIO 2022		7.321	7.321
**D	EURIZON CAPITAL SGR - EURIZON CEDOLA ATTIVA TOP OTTOBRE 2022		15.362	15.362
**D	EURIZON CAPITAL SGR - MULTIASET REDDITO OTTOBRE 2020		23.005	23.005
**D	EURIZON CAPITAL SGR - EURIZON MULTIASET REDDITO MAGGIO 2022		12.662	12.662
**D	EURIZON CAPITAL SGR - EURIZON DISCIPLINA ATTIVA MARZO 2022		15.625	15.625
**D	EURIZON CAPITAL SGR - EURIZON PIR ITALIA AZIONI		20.992	20.992
**D	EURIZON CAPITAL SGR - EURIZON DISCIPLINA ATTIVA LUGLIO 2022		26.258	26.258
**D	EURIZON CAPITAL SGR - DISCIPLINA ATTIVA SETTEMBRE 2022		168.228	168.228
**D	EURIZON CAPITAL SGR - EURIZON PROGETTO ITALIA 40		6.012	6.012
**D	EURIZON CAPITAL SGR - EURIZON RENDITA		503.008	503.008
**D	COFISA ACTIONS RENDEMENT		55.000	55.000
**D	RENDEMENT EUROPE		62.895	62.895
**D	RENDEMENT EUROPE		17.212	17.212
**D	RENDEMENT EUROPE		38.289	38.289
**D	RENDEMENT EUROPE		46.290	46.290
**D	RENDEMENT EUROPE		39.248	39.248

Pagina 37

Azionisti in proprio: 1.624 Teste: 30
 Azionisti in delega: 20 Azionisti in delega: 1.604



Assemblea Ordinaria del 20 aprile 2018

LISTA ESITO DELLE VOTAZIONE

Oggetto: Bilancio d'esercizio al 31 dicembre 2017

FAVOREVOLI

Badge	Ragione Sociale	Proprio	Delega	Totale
**D	OPCVM SEEYOND EQUITY FACTOR INVESTING EURO		2.397	2.397
**D	ASSURDIX		57.711	57.711
**D	ATOUT EUROPE SMART BETA		791	791
**D	ATOUT EUROLAND HAUT RENDEMENT		3.610	3.610
**D	AMUNDI ETF FTSE ITALIA PIR UCITS ETF DR		40.893	40.893
**D	AMUNDI INDEX SOLUTIONS		302.463	302.463
**D	LA SAUVERGARDE		10.680	10.680
**D	GMF VIE		729.845	729.845
**D	GMF ASSURANCES		201.268	201.268
**D	MMA IARD S.A.		262.777	262.777
**D	FIDELIA ASSISTANCE		3.518	3.518
**D	ASSISTANCE PROTECTION JURIDIQUE		17.789	17.789
**D	MAAF VIE		280.934	280.934
**D	ASSURANCES BANQUE POPULAIRE IARD		12.596	12.596
**D	MAAF SANTE		10.115	10.115
**D	ACTIF CANTON CREDIT AGRICOLE		974.000	974.000
**D	ACTIF CANTON LCL		457.000	457.000
**D	SAINT HUBERT		30.943	30.943
**D	AB CFAO		3.010	3.010
**D	FCP BOURBON 4		12.624	12.624
**D	FC CARPIMKO		26.651	26.651
**D	CONCORDE 96		13.003	13.003
**D	OACET		15.310	15.310
**D	FCPE HUTCHINSON ACTIONS		5.136	5.136
**D	FCPE NATIXIS ES ACTIONS EURO		1	1
**D	IBM FRANCE		8.819	8.819
**D	FCP CARPIMKO EUROPE		31.766	31.766
**D	FCP RSI EURO P		85.269	85.269
**D	FCP ICARE		6.636	6.636
**D	AGIRA RETRAITE DIVERSIFIE		5.505	5.505
**D	FCP AMUNDI HORIZON		27.766	27.766
**D	FCP PORTFOLIO LCR ACTIONS		6.582	6.582
**D	EIS - MULTIASSET RISK OVERLAY		5.181	5.181
**D	EIS - EURO EQUITY INSURANCE CAPITAL LIGHT		63.007	63.007
**D	EIS - FLEXIBLE EQUITY STRATEGY 2		136.194	136.194
**D	EPP - ENHANCED CONSTANT RISK CONTRIBUTION		4.912	4.912
**D	EUF-EQUITY ITALY		96.880	96.880
**D	EPP-Q-FLEXIBLE		57.709	57.709
**D	EUF-EQUITY EURO LTE		1.100	1.100
**D	EUF-EQUITY ITALY SMART VOLATILITY		35.143	35.143
**D	ISE-VALORE CEDOLA GLOBALE - 02/2015		58.015	58.015
**D	ISE-GLOBAL DIVERSIFIED ALLOCATION - 02/2015		30.450	30.450
**D	ISE - VALORE CEDOLA GLOBALE - 04/2015		23.748	23.748

Assemblea Ordinaria del 20 aprile 2018

LISTA ESITO DELLE VOTAZIONE

Oggetto: Bilancio d'esercizio al 31 dicembre 2017

FAVOREVOLI

Badga	Ragione Sociale	Proprio	Delega	Totale
**D	ISE - GLOBAL DYNAMIC MULTITRENDER - 06/2015		9.958	9.958
**D	ISE - VALORE CEDOLA GLOBALE - 07/2015		13.707	13.707
**D	ISE - VALORE CEDOLA GLOBALE - 09/2015		13.855	13.855
**D	ISE - GLOBAL INCOME MULTITRENDER - 09/2015		8.577	8.577
**D	ISE - MULTIASET CEDOLA GLOBALE - 12/2015		16.009	16.009
**D	ISE - DYNAMIC INCOME MULTITRENDER - 01/2016		6.868	6.868
**D	ISE - MULTIASET CEDOLA GLOBALE - 02/2016		19.041	19.041
**D	ISE - MULTIASET ABSOLUTE 3 ANNI - 04/2016		34.114	34.114
**D	ISE - MULTIASET ABSOLUTE 3 ANNI - 07/2016		30.978	30.978
**D	EPF - ABSOLUTE Q-MULTISTRATEGY		6.041	6.041
**D	EUF - MULTIASET INCOME		29.101	29.101
**D	EUF - AZIONI STRATEGIA FLESSIBILE		1.462.603	1.462.603
**D	EIS - MULTIASET RISK OVERLAY MODERATO		853	853
**D	AMUNDI FUNDS SICAV		56.809	56.809
**D	FCP TONI ACTIONS 100		23.192	23.192
**D	FCP VIVACCIO ACTIONS		160.229	160.229
**D	LBPAM ACTIONS INDICE		21.320	21.320
**D	LBPAM PROFIL 80 PEA		32.854	32.854
**D	LBPAM PROFIL 100		17.652	17.652
**D	LBPAM ACTIONS OPTI INDICE EURO		3.136	3.136
**D	STG PFDS CORP EXPRESS MANDAAT ALLIANCE CAPITA		2.747	2.747
**D	STICHTING BEDRIJFSPENSIENFONDSVOOR DE LANDBOUW MANDAAT BLACKRO		47.823	47.823
**D	ST. SPOORWEGPFDS MANDAAT BLACKROCK		7.282	7.282
**D	STICHTING PENSIOENFONDS OPENBAAR VERVOER		2.799	2.799
**D	STG PFDS ACHMEA MANDAAT BLACKROCK		28.441	28.441
**D	STG BEDRIJFSTAKPFDS V H		5.148	5.148
**D	ST BDFDS VD LANDBOUW MANDAAT BLACKROCK		141.921	141.921
**D	STG BPF VD DETAILHANDEL MND BLACKROCK MSCI EMEA		82.313	82.313
**D	ST BEW S.A. BEL.POOLS GLOB.EQ. FACTOR FUND		40.330	40.330
**D	PETTELAAR EFFECTENBEWAARBEDRIJFNV INZ ACTIAM RESP. INDEX FUND		14.068	14.068
**D	STICHTING J.E. ASR ES G INDEXPLUS INST. FONDSSEN INZAKE EUROPA		21.250	21.250
**D	PETTELAAR EFFECTENBEW. INZ. SNSRESP. IND. FND		76.175	76.175
**D	MACKENZIE GLOBAL LEADERSHIP IMPACT FUND		234	234
**D	THE CANADA LIFE ASSURANCE COMPANY		79.693	79.693
**D	BNY MELLON EMPLOYEE BENEFIT COLLECTIVE INVESTMENT FUND PLAN		368.448	368.448
**D	BMO MONTHLY INCOME FUND		85.402	85.402
**D	BMO GLOBAL INFRASTRUCTURE FUND		43.533	43.533
**D	BMO DIVERSIFIED INCOME PORTFOLIO		44.226	44.226
**D	CONDAREE GLOBAL INFRASTRUCTUREINCOME FUND		16.592	16.592
**D	THE GREAT WEST LIFE ASSURANCE COMPANY		5.100	5.100
**D	THE GREAT WEST LIFE ASSURANCE COMPANY		63.919	63.919
**D	COURTESY PENSIVE GLOBAL EQUITY		803	803
**D	INVESTOR GLOBAL FUND .		673.600	673.600

Pagina 39

Azioni in proprio: 1.624 Teste: 30
 Azionisti in delega: 20 Azionisti in delega: 1.604



Assemblea Ordinaria del 20 aprile 2018

LISTA ESITO DELLE VOTAZIONE

Oggetto: Bilancio d'esercizio al 31 dicembre 2017

FAVOREVOLI

Badge	Ragione Sociale	Proprio	Delega	Totale
**D	INVESTORS GLOBAL DIVIDEND FUND.		330.000	330.000
**D	IG MACKENZIE STRATEGIC INCOME FUND		32.000	32.000
**D	INVESTORS GLOBAL CLASS		43.800	43.800
**D	INVESTORS GLOBAL INFRASTRUCTURECLASS		70.200	70.200
**D	BMO MSCI EAFE INDEX ETF		62.113	62.113
**D	BMO INTERNATIONAL DIVIDEND ETF		113.833	113.833
**D	LONDON LIFE INSURANCE COMPANY		798.228	798.228
**D	MACKENZIE CANADIAN LARGE CAP DIVIDEND FUND		97.800	97.800
**D	GLOBAL INFRASTRUCTURE EQUITY FUND LONDON CAPITAL		53.243	53.243
**D	MACKENZIE CANADIAN LARGE CAP DIVIDEND CLASS		5.200	5.200
**D	MACKENZIE STRATEGIC INCOME FUND		175.500	175.500
**D	MACKENZIE GLOBAL STRATEGIC INCOME FUND		271.749	271.749
**D	MACKENZIE GLOBAL DIVIDEND FUND		726.151	726.151
**D	MACKENZIE INCOME FUND		66.100	66.100
**D	MACKENZIE USD GLOBAL STRATEGIC INCOME FUND		14.600	14.600
**D	MACKENZIE DIVERSIFIED ALTERNATIVES FUND		17.746	17.746
**D	U.S. AND INTERNATIONAL SPECIALTY CLASS		5.939	5.939
**D	MACKENZIE INTERNATIONAL EQUITY INDEX ETF		216	216
**D	MACKENZIE MAX DIVERSIFICATION DEVELOPED EUR INDEX ETF		1.983	1.983
**D	CF NCML GLOBAL EQUITY INCOME FUND		18.664	18.664
**D	THE GLENCORE CANADIAN PENSION FUNDS TRUST-FOREIGN EQUITY FUND		96.486	96.486
**D	THE GLENCORE CANADIAN PENSION FUNDS TRUST-FOREIGN EQUITY FUND		65.694	65.694
**D	RENAISSANCE GLOBAL INFRASTRUCTURE FUND		1.758.990	1.758.990
**D	RENAISSANCE REAL ASSETS PRIVATEPOOL		83.600	83.600
**D	TD EMERALD INTERNATIONAL EQUITYINDEX FUND		101.917	101.917
**D	TD INTERNATIONAL INDEX FUND		16.423	16.423
**D	TD EUROPEAN INDEX FUND		3.522	3.522
**D	TD INTERNATIONAL EQUITY INDEX ETF		561	561
**D	PUBLIC SECTOR PENSION INVESTMENT BOARD		214.206	214.206
**D	IMPERIAL INTERNATIONAL EQUITY POOL		18.397	18.397
**D	IMPERIAL GLOBAL EQUITY INCOME POOL		153.857	153.857
**D	FIRST ASSET MSCI EUROPE LOW RISK WEIGHTED ETF		17.424	17.424
**D	FIRST ASSET MSCI INTERNATIONAL LOW RISK WEIGHTED ETF		634	634
**D	WOODBRIIDGE INVESTMENTS CORPORATION		15.300	15.300
**D	WINDWISE MSCI EAFE INDEX NON-LENDING, FUND FOR EXEMPT ORG.		21.388	21.388
**D	STEWARDSHIP FOUNDATION		278	278
**D	WBW TRUST NUMBER ONE		333	333
**D	BMO PRIVATE INTERNATIONAL EQUITY PORTFOLIO		67.728	67.728
**D	CIBC INTERNATIONAL INDEX FUND		7.060	7.060
**D	CIBC EUROPEAN INDEX FUND		3.241	3.241
**D	CIBC POOLED INTERNATIONAL EQUITY INDEX FUND		1.543	1.543
**D	DEBORAH LOEB BRICE		461	461
**D	ALAMOSA LLC .		733	733

Pagina 40

Azionisti: 1.624 Teste: 30
 Azionisti in proprio: 20 Azionisti in delega: 1.604

Assemblea Ordinaria del 20 aprile 2018

LISTA ESITO DELLE VOTAZIONE

Oggetto: Bilancio d'esercizio al 31 dicembre 2017

FAVOREVOLI

Badge	Ragione Sociale	Proprio	Delega	Totale
**D	CF INTERNATIONAL STOCK INDEX FUND ONE		26.114	26.114
**D	DT INTERNATIONAL STOCK INDEX FUND ONE		32.187	32.187
**D	ALLAN G. LOZIER .		15.202	15.202
**D	CERVURITE INTERNATIONAL LLC .		27.055	27.055
**D	MARANIC II LLC .		645	645
**D	FLORIDA, LLC - APERIO		8.045	8.045
**D	1975 IRREVOCABLE TRUST OF CD WEYERHAUSER		641	641
**D	1973 IRREVOCABLE TRUST OF CD WEYERHAUSER		212	212
6163	FIorentini GIANLUCA	11		11
6333	GIORDANA ROBERTO			
DE*	FONDAZIONE CASSA DI RISPARMIO DI CUNEO		2.283.500	2.283.500
6514	REALE DAVIDE GIORGIO	12		12
6533	LOIZZI GERMANA	2		2
6558	CAMERINI BRUNO	2.806		2.806
6576	UCCELLINI MARIA	172		172
6604	RICCI ANDREA	466		466
6642	MICUCCI CECCHI GIANLUCA			
DE*	BRECCIA GIUSEPPINA		5	5
6652	D ATRI GIANFRANCO			
DE*	MARINO TOMMASO		2	2
DE*	PEDRETTI MARCO		1	1
6662	TONDINI REMO	985		985
6676	FORTE MARCO	1		1
6678	ROMANELLI SILVIA			
DE*	SINTONIA S.P.A.		249.833.818	249.833.818
6717	CHIGNOLI GIORGIO	1		1
6799	BOVE KATRIN	7		7
6823	VITANGELI GIORGIO	5		5
6872	CARADONNA GIANFRANCO MARIA	1		1
6884	RODINO` DEMETRIO	1		1
6894	ANTOLINI GIOVANNI	31.000		31.000
6907	COMPUTESHARE SPA IN QUALITA DI RAPPR. DESIGNATO EX ART. 135 UNDECIES IN PERSONA DI ENRICO MONICELLI			
DE*	LOMBARDI GIANFRANCO		400	400
6928	RODINO` WALTER	5		5
6938	PEDINI LUCIANO			
RI*	SISTEMI SERVIZI AMBIENTALI E BONIFICHE SRL	105		105
6942	GIANNI	170		170
6989	SEMPOLI GIANFRANCO			
DE*	CASSA NAZIONALE DI PREVIDENZA ED ASSISTENZA PER		2.013.720	2.013.720
7072	VENESSA ANNAPOLA			
DE*	FONDAZIONE CASSA DI RISPARMIO DI TORINO		41.372.172	41.372.172
7111	REGGI ACCETTINO			

Azionisti in proprio 1.624 Teste: 30
 Azionisti in delega 20 Azionisti in delega: 1.604



Assemblea Ordinaria del 20 aprile 2018

LISTA ESITO DELLE VOTAZIONE

Oggetto: Bilancio d'esercizio al 31 dicembre 2017

Badge	Ragione Sociale
DE*	ROSSI PAOLO
7220	NOTARFONZO ARNALDO
7262	CARILE DOMENICO
7564	AMBRUZZI DANIELA
Totale voti	625.425.655
Percentuale votanti %	98,847500
Percentuale Capitale %	75,737198

FAVOREVOLI

Proprio	Delega	Totale
100	1.500	1.500
31.000		31.000
616		616

Azionisti:	1.624	Teste:	30
Azionisti in proprio:	20	Azionisti in delega:	1.604

Assemblea Ordinaria del 20 aprile 2018ESITO VOTAZIONE

Oggetto : **Integrazione corrispettivi Società di Revisione**

Hanno partecipato alla votazione:

-n° 1.655 azionisti,
portatori di n° 632.717.725 azioni ordinarie, tutte ammesse al voto,
pari al 76,620246% del capitale sociale.

Hanno votato:

		% su Azioni Ordinarie
Favorevoli	593.320.109	93,773271
Contrari	34.893.896	5,514923
SubTotale	628.214.005	99,288194
Astenuti	225.245	0,035600
Non Votanti	4.278.475	0,676206
SubTotale	4.503.720	0,711806
Totale	632.717.725	100,000000

Ai sensi dell'art. 135-undecies del TUF **non sono computate** ai fini del calcolo della maggioranza e del capitale richiesto per l'approvazione della delibera numero **0** azioni pari al **0,000000%** delle azioni rappresentate in aula.





Assemblea Ordinaria del 20 aprile 2018

LISTA ESITO DELLE VOTAZIONE

Oggetto: Integrazione corrispettivi Società di Revisione

CONTRARI

Badge	Ragione Sociale	Proprio	Delega	Totale
6029	AGOSTINI ANTONIO		1.197.837	1.197.837
**D	AVIVA INVESTORS AVIVA INVESTORS LUXEMBOURG		50	50
**D	DEXIA PENSION FUND (DEXIA ASSET MANAGEME		97.040	97.040
**D	ALLIANZ GLR EM AGI EUR HIGH DIVIDEND		80.390	80.390
**D	ALLIANZ FAD EUROPE HIGH DIVIDEND		38.490	38.490
**D	ALLIANZ GLR EQ EU RCM BEST STYLES		45.090	45.090
**D	ING DIRECT		18.890	18.890
**D	ALL GL IN ASIA FD-ALLIANZ SEL EU EQY DIV		80.370	80.370
**D	ALLIANZ RFG FONDS		2.610	2.610
**D	ALLIANZGI FONDS ALLRA		6.000	6.000
**D	ALLIANZGI FONDS SCHLUCCO		3.500	3.500
**D	DILL COFONDS		1.500	1.500
**D	AGI FONDS LIPCO III		5.480	5.480
**D	ALLIANZGI FONDS MAF4		10.000	10.000
**D	ALLIANZGI FONDS KDCC		10.000	10.000
**D	ALLIANZGI FONDS COENZ		2.391	2.391
**D	ALLIANZGI FONDS RBB		3.000	3.000
**D	ALLIANZGI FONDS SIV		26.682	26.682
**D	ALLIANZGI FONDS AFE		21.978	21.978
**D	ALLIANZGI FONDS PTV2		6.625	6.625
**D	ALLIANZGI FONDS PF1		5.000	5.000
**D	HFZH COFONDS		21.134	21.134
**D	ALLIANZGI FONDS PF2		3.500	3.500
**D	ALLIANZGI SHL		6.000	6.000
**D	ALLIANZGI FONDS MAF1		40.000	40.000
**D	ALLIANZGI E		3.801	3.801
**D	ALLIANZGI FONDS PENSIONS		2.231	2.231
**D	ALLIANZGI FONDS NASPA PENSIONSFONDS		315.833	315.833
**D	BNP PARIBAS L1		59.822	59.822
**D	BNP PARIBAS A FUND		131.564	131.564
**D	BNP PARIBAS EASY		52.607	52.607
**D	BNP PARIBAS B PENSION GROWTH		21.155	21.155
**D	BNP PARIBAS B PENSION STABILITY		93.337	93.337
**D	METROPOLITAN RENTASTRO		232.421	232.421
**D	BNP PARIBAS B PENSION BALANCED		56.032	56.032
**D	FCP BNP PARIBAS ACTIONS EUROLAND		2.092	2.092
**D	FCP BNP PARIBAS ACTIONS EUROPE		175.416	175.416
**D	FCP BNP PARIBAS ACTIONS EURO		79.966	79.966
**D	SANTALAM ACTIONS EURO		18.658	18.658
**D	SANTALAM SAINT MARTIN 2		55.514	55.514
**D	SAINT CORPORATE ACTIONS AND INCOME		55.514	55.514
**D	CASSA DI RISERVA RETRAITES		133.816	133.816
**D	QUANTUM CAPITAL FUND		4.857	4.857

Pagina 1

Azionisti
Azionisti in delega302 Teste:
0 Azionisti in delega:1
302

Assemblea Ordinaria del 20 aprile 2018

LISTA ESITO DELLE VOTAZIONE

Oggetto: Integrazione corrispettivi Società di Revisione

CONTRARI

Badge	Ragione Sociale	Proprio	Delega	Totale
**D	NFS LIMITED TRAFALGAR COURT		19.246	19.246
**D	CITY OF PHILADELPHIA PUBLIC EMPL RET SYS		22.043	22.043
**D	TCORPIM INDEXED INT SHARE (UNHEDGED) FD		4.553	4.553
**D	ROCKEFELLER & CO., INC		2.009	2.009
**D	BANCO CENTRAL DE TIMOR EST		35.091	35.091
**D	GAMMA EMIRATES INVESTMENT L.L.C. EM		686	686
**D	IBM PERSONAL PENSION PLAN TRUST		2.783	2.783
**D	AVIVA LIFE & PENSIONS UK LIMITED		101.462	101.462
**D	FUNDACAO CALOUSTE GULBENKIAN		10.978	10.978
**D	SBC MASTER PENSION TRUST SBC MASTER PENSION TRUST 208		11.160	11.160
**D	ABU DHABI RETIREMENT PENSIONS AND BENEFIT		35.938	35.938
**D	SBC MASTER PENSION TRUST		21.898	21.898
**D	PETERCAM B FUND		78.889	78.889
**D	THE MASTER TRUST BANK OF JAPAN LTD		601.899	601.899
**D	ALLIANZGI-FONDS DSPT		19.586	19.586
**D	THE MASTER TRUST BANK OF JAPAN		33.375	33.375
**D	BUREAU OF LABOR FUNDS- LABOR PENSION FUND		10.596	10.596
**D	BUREAU OF LABOR FUNDS - LABOR RETIREMENT FUND		6.456	6.456
**D	SIJOITUSRAHASTO ALFRED BERG EUROPE		51.134	51.134
**D	COLUMBIA GLOBAL INFRASTRUCTURE FUND		156.891	156.891
**D	MULTI-MAN DIRECT ALTERNATIVE STRATE FUND		3.887	3.887
**D	RBC INTERNATIONAL EQUITY INDEX ETF		10.295	10.295
**D	REGIME DE RETRAITE D HYDRO QUEBEC		90.900	90.900
**D	FRIENDS LIFE AND PENSIONS LIMITED		4.735	4.735
**D	SWISS NATIONAL BANK		3.017.620	3.017.620
**D	AXA EQUITABLE LIFE INSURANCE CO		4.370	4.370
**D	EQ ADVISORS TRUST - ATM INTL. PORTFOLIO		13.471	13.471
**D	NEW MEXICO STATE INVESTMENT COUNCIL		15.594	15.594
**D	EQ ADVISORS TRUST-AXA/AB DYNAMIC GROWTH		21.035	21.035
**D	FCP LBPAM IRC ACTIONS EURO MIN VAR		10.141	10.141
**D	DPAM CAPITAL B EQUITIES EUROPE INDEX		35.561	35.561
**D	DPAM DBI-RDT EQUITIES EMU		19.000	19.000
**D	DPAM CAP B EQU EMU INDEX		111.496	111.496
**D	SP LLP UK CHARITIES CLIENTS AC		8.230	8.230
**D	DEP QF SSGA NONUS EQUITY H1		1.450	1.450
**D	DEP QF SSGA NONUS EQUITY R2		4.325	4.325
**D	DEP QF SSGA NONUS EQUITY B1		1.964	1.964
**D	DEP QF SSGA NONUS EQUITY B2		2.010	2.010
**D	GNPF COL EAFE GINNA Q		2.000	2.000
**D	PB SSGA INTL EQ TAX		2.147	2.147
**D	USMIA GLOBAL EQUITY		1.607	1.607
**D	PAYF EQUITY INCOME FUND PAYDEN EQUITY INCOME FUND		309.600	309.600
**D	COLUMBIA SUSTAINABLE INTL EQ ETF		7.559	7.559

Assemblea Ordinaria del 20 aprile 2018

LISTA ESITO DELLE VOTAZIONE

Oggetto: Integrazione corrispettivi Società di Revisione

CONTRARI

Badge	Ragione Sociale	Proprio	Delega	Totale
**D	COLUMBIA SUSTAINABLE GLOBAL EQ ETF		1.412	1.412
**D	SSGA GLOBAL TEMC STRAT POOL		7.753	7.753
**D	RPTCL GRFF RUSSELL MOMENTUM		65.261	65.261
**D	AST JENNISON GLOBAL INFRASTR PDMN		10.891	10.891
**D	PRU JEN GL INFRASTRUCTURE FUND PDLF		53.269	53.269
**D	CTJ RE STANLIB GLOBAL EQUITY FD AB		2.700	2.700
**D	THE AMERICAN UNIVERSITY IN CAIRO		2.041	2.041
**D	CC COL EAFE Q UN 2		2.200	2.200
**D	CC COL EAFE Q UN 1		1.800	1.800
**D	NMPF COL EAFE NMP Q		4.500	4.500
**D	DAEC NQ SSGA TAX		599	599
**D	DAEC Q SSGA INTL TC		779	779
**D	PS6F STATE STREET INTL EQ		23.512	23.512
**D	SEMPRA ENERGY PENSION MASTER TRUST		10.410	10.410
**D	AST ACADEM STRAT AAJENNISON PD07		272.104	272.104
**D	RAILWAYS PENSION TRUSTEE COMPANY LIMITED		105.231	105.231
**D	BELLSOUTH CORP RFA VEB A TRUST		11.763	11.763
**D	ECBSEG		18.061	18.061
**D	MNVF SSGA INTL EQUITY		2.252	2.252
**D	RHODE ISLAND EMPLOYEES RETIREMENT SYSTEMS POOLED TRUST		26.201	26.201
**D	NBK SSGA EQ 2		15.089	15.089
**D	UNITED CHURCH FUNDS QMA BFF		655	655
**D	COUNTY EMPLOYEES ANNUITY AND BENEFIT FUND OF COOK COUNTY		16.964	16.964
**D	ALASKA PERMANENT FUND CORPORATION		458.004	458.004
**D	NV PERS SSGA EAFE INDEX PUBLIC EMPLOYEES RETIREMENT SYSTEM OF NEVADA		88.574	88.574
**D	NV RBIF ALLNCEBRNSTN INTL EQ		2.969	2.969
**D	POOL RE L AND G MSCI EQ		4.968	4.968
**D	PENN SERIES DEV INTL INDEX FUND		3.533	3.533
**D	PHC SSGA EQ		52.625	52.625
**D	DUKE ENERGY QUALIFIED NUCLEAR DECOMMISSIONING		13.582	13.582
**D	LINCOLN VARIABLE INSURANCE PRODUCTS TRUST LVIP SSGA DEVELOPED INTERNATIONAL 150 FUND		213.457	213.457
**D	LINCOLN VARIABLE INSURANCE PRODUCTS TRUST LVIP SSGA INTERNATIONAL INDEX FUND		91.532	91.532
**D	ALLIANZ GLOBAL INVESTORS KAPITALANLAGEGESELLSCHAFT MBH		7.216	7.216
**D	AGI VGI 1 SUB AKT 8477 23 6328 SPK		74.040	74.040
**D	AGI VGI 1 DIV QUA 8477 25 6338 SPK		9.010	9.010
**D	AGI VGI RCM S VAL 8478 10 6359 SPK		157.850	157.850
**D	AGI VGI RCM S VAL 8490 06 5209 SPK		14.740	14.740
**D	AGI VGI RCM S VAL 8502 10 6376 SPK		68.480	68.480
**D	EMPLOYEES RETIREMENT ASSOCIATION OF NEW MEXICO		27.025	27.025
**D	MISSIONS OF THE EVANGELICAL LUTHERAN CHURCH IN AMERICA		4.931	4.931
**D	BOARD INC		13.991	13.991
**D	ENERGY FINANCE MUTUAL LIMITED		3.239	3.239
**D	LONG TERM B		30.956	30.956



Assemblea Ordinaria del 20 aprile 2018

LISTA ESITO DELLE VOTAZIONE

Oggetto: Integrazione corrispettivi Società di Revisione

CONTRARI

Badge	Ragione Sociale	Proprio	Delega	Totale
**D	IXIS FLAMME		16.498	16.498
**D	PAYDEN GLOBAL FUNDS PLC		30.100	30.100
**D	LA BANQUE POSTALE ASSET MANAG.		20.000	20.000
**D	AVIVA INVESTORS INTERNATIONAL INDEX TRACKING FUND		14.356	14.356
**D	JOHN HANCOCK VARIABLE INSURANCE TRUST INTERNATIONAL EQUITY INDEX TRUST		15.943	15.943
**D	LEGAL AND GENERAL ASSURANCE PENSIONS MANAGEMENT LIMITED		6.020.903	6.020.903
**D	LEGAL AND GENERAL ASSURANCE SOCIETY LIMITED		3.964	3.964
**D	NATIONAL COUNCIL FOR SOCIAL SECURITY FUND.		2.510	2.510
**D	STICHTING MN SERVICES AANDELENFONDS EUROPA.		41.639	41.639
**D	STICHTING PENSIOENFONDS METAAL		187.979	187.979
**D	STICHTING PENSIOENFONDS METAAL EN T MN SERVICES		61.444	61.444
**D	ARKWRIGHT, LLC		5.464	5.464
**D	SYLVAN PARTNERS, LLC		429	429
**D	INTERNATIONAL MONETARY FUND		8.397	8.397
**D	ALLIANCEBERNSTEIN GLOBAL RISK ALLOCATION FUND INC		613	613
**D	ALLIANCEBERNSTEIN VAR PROD SER F INC.ALLIANCEB DYN ASSET ALL PTF		176	176
**D	RUSSELL TRUST CO COMMINGLED EMPLOYEE BENEFIT FUNDS TRUST		604.371	604.371
**D	THE MASTER TRUST BK OF JP LTD: HITACHI FOREIGN EQ INDEX MF		8.442	8.442
**D	SPDR MSCI WORLD QUALITY MIX FUND		314	314
**D	IBM RETIREMENT PLAN		2.394	2.394
**D	PAX ELLEVATE GLOBAL WOMEN'S INDEX FUND		4.603	4.603
**D	UNITED TECHNOLOGIES CORPORATION EMPLOYEE SAVINGS PLAN		32.086	32.086
**D	MET INVESTOR SERIES TRUST-ALLIANCE GLOBAL DYNAMIC ALL PTF		46.847	46.847
**D	CENTRAL PROVIDENT FUND BOARD		4.816	4.816
**D	DESJARDINS GLOBAL INFRASTRUCTURE FUND		224.374	224.374
**D	ALLIANZGI EUROPE EQUITY DIVIDEND FUND		2.417	2.417
**D	RUSSELL INVESTMENT COMPANY RUSSELL TAX-MANAGED INTL EQ FUND		13.311	13.311
**D	RUSSELL INVESTMENT COMPANY RUSSELL GLOBAL INFRASTRUCTURE FUND		1.303.025	1.303.025
**D	RUSSELL INVESTMENT COMPANY RUSSELL MULTI-STRATEGY INCOME FUND		13.382	13.382
**D	RUSSELL INVESTMENT COMPANY MULTIFACTOR INTERNATIONAL EQUITY F		8.093	8.093
**D	RUSSELL INVESTMENT COMPANY MULTI-ASSET GROWTH STRATEGY FUND		59.378	59.378
**D	TRANSAMERICA INTERNATIONAL EQUITY INDEX VP		399	399
**D	TRANSAMERICA AB DYNAMIC ALLOCATION VP		2.254	2.254
**D	TANGERINE DIVIDEND PORTFOLIO		4.853	4.853
**D	TANGERINE BALANCED INCOME PORTFOLIO		945	945
**D	TANGERINE BALANCED PORTFOLIO		6.336	6.336
**D	TANGERINE BALANCED GROWTH PORTFOLIO		5.588	5.588
**D	TANGERINE EQUITY GROWTH PORTFOLIO		5.673	5.673
**D	SPDR S+P GLOBAL DIVIDEND ETF		57.082	57.082
**D	RUSSELL COMMON CONTRACTUAL FUND		4.591	4.591
**D	OPENWORLD PUBLIC LIMITED COMPANY		631.605	631.605
**D	STATE STREET GLOBAL EQUITY EX-US INDEX PORTFOLIO		41.521	41.521
**D	STATE STREET INTERNATIONAL DEVELOPED EQUITY INDEX PORTFOLIO		90.764	90.764

Pagina 4

Azionisti: 302 Teste: 1
 Azionisti in proprio: 0 Azionisti in delega: 302

LISTA ESITO DELLE VOTAZIONE

Oggetto: Integrazione corrispettivi Società di Revisione

CONTRARI

Badge	Ragione Sociale	Proprio	Delega	Totale
**D	KP INTERNATIONAL EQUITY FUND		8.698	8.698
**D	SPDR MSCI ACWI IMI ETF		1.000	1.000
**D	SPDR MSCI EAFE FOSSIL FUEL FREE ETF		2.227	2.227
**D	SPDR MSCI WORLD QUALITY MIX ETF		152	152
**D	SPDR MSGI ACWI LOW CARBON TARGET ETF		3.522	3.522
**D	ALLIANCEBERNSTEIN INTERNATIONAL ALL-COUNTRY PASSIVE SERIES		2.069	2.069
**D	RUSSELL INV MULTI-ASSET FACTOR EXPOSURE FUND		3.867	3.867
**D	ALLIANZ GLOBAL INVESTORS GMBH FOR ALLIANZ EUROPAVISION		52.002	52.002
**D	RUSSELL INVESTMENT COMPANY PLC		23.476	23.476
**D	NORTHROP GRUMMAN CORPORATION VEBA MASTER TRUST I		1.278	1.278
**D	CITY OF NEW YORK GROUP TRUST		57.783	57.783
**D	CITY OF NEW YORK GROUP TRUST		133.959	133.959
**D	INTEL CORPORATION RETIREE MEDICAL PLAN TRUST		8.065	8.065
**D	RUSSELL INVESTMENTS GLOBAL INFRASTRUCTURE POOL		1.872.877	1.872.877
**D	RUSSELL INVESTMENTS MULTI-FACTOR INTERNATIONAL EQUITY POOL		435	435
**D	RUSSELL INSTITUTIONAL FUNDS,LLC-RUSSELL INTL EQUITY FUND		2.209	2.209
**D	RUSSELL INSTL FUNDS,LLC-RUSSELL GLOB LISTED INFRA FUND		226.793	226.793
**D	GOV OF HM THE SULTAN AND YANG DI-PERTUAN OF BRUNEI DARUSSALAM		20.120	20.120
**D	BANK OF KOREA		8.339	8.339
**D	SSGA MSCI ACWI EX-USA INDEX NON-LENDING DAILY TRUST		9.344	9.344
**D	STATE STREET IRELAND UNIT TRUST		80.268	80.268
**D	SSGA SPDR ETFS EUROPE I PUBLIC LIMITED COMPANY		1.632.818	1.632.818
**D	SSGA SPDR ETFS EUROPE II PUBLIC LIMITED COMPANY		82.736	82.736
**D	CALIFORNIA STATE TEACHERS RETIREMENT SYSTEM		623.445	623.445
**D	TJ-NONQUALIFIED, LLC		48.951	48.951
**D	WASHINGTON STATE INVESTMENT BOARD		171.034	171.034
**D	NEW YORK STATE TEACHERS RETIREMENT SYSTEM		191.992	191.992
**D	SS BK AND TRUST COMPANY INV FUNDS FOR TAXEXEMPT RETIREMENT PL		2.138.893	2.138.893
**D	SSGA RUSSELL FD GL EX-US INDEX NONLENDING QP COMMON TRUST FUND		4.707	4.707
**D	SSGA FTSE RAFI DEVELOPED 1000 INDEX NON-LENDING COMMON TR F		6.612	6.612
**D	SS FTSE DEV COMPREHENSIVE FACTOR IND NON-LENDING COMMON TRU FD		9.775	9.775
**D	STATE STREET SP GLO INFRA INDEX NON-LENDING COMMON TRUST FUND		493.234	493.234
**D	STATE STREET RAFI DEVELOP EX-US INDEX NON-LENDING COMMON TR FD		985	985
**D	SSGA MSCI EUROPE SCREENED INDEX NON-LENDING COMMON TRUST FUND		48.048	48.048
**D	MSCI EAFE PROV SCREENED INDEX NON - LENDING COMMON TR FUND		6.533	6.533
**D	STATE STREET GLOBAL ADVISORS LUXEMBOURG SICAV		187.873	187.873
**D	STATE STREET GLOBAL INVESTORS FUND		926.091	926.091
**D	STATE STREET GLOBAL INVESTORS FUND		4.626	4.626
**D	STATE STREET GLOBAL INVESTORS FUND		772	772
**D	STATE STREET GLOBAL INVESTORS FUND		84.619	84.619
**D	STATE STREET GLOBAL INVESTORS FUND		19.494	19.494
**D	RUSSELL INVESTMENT COMPANY - RUSSELL INTERN DEVELOPED MKT F		34.036	34.036
**D	STATE OF MINNESOTA		201.700	201.700



Assemblea Ordinaria del 20 aprile 2018

LISTA ESITO DELLE VOTAZIONE

Oggetto: **Integrazione corrispettivi Società di Revisione**

CONTRARI

Badge	Ragione Sociale	Proprio	Delega	Totale
**D	RUSSELL INVESTMENT FUNDS INTERNATIONAL DEVELOPED MARKETS FUND		3.171	3.171
**D	SPDR MSCI ACWI EX-US ETF		70.855	70.855
**D	SPDR S+P INTERNATIONAL DIVIDEND ETF		545.720	545.720
**D	SPDR S&P GLOBAL INFRASTRUCTURE ETF		309.087	309.087
**D	SPDR S&P WORLD (EX-US) ETF		52.228	52.228
**D	RUSSELL INVESTMENT COMPANY II PLC		21.516	21.516
**D	COMMON TRUST ITALY FUND		437.090	437.090
**D	STATE STREET TOTAL RETURN V.I.S. FUND		13.697	13.697
**D	MONETARY AUTHORITY OF SINGAPORE		4.361	4.361
**D	MANAGED PENSION FUNDS LIMITED		313.742	313.742
**D	THE TRUSTEES OF CONOCOPHILLIPS PENSION PLAN		9.630	9.630
**D	FAMILY INVESTMENTS CHILD TRUST FUND		14.769	14.769
**D	FAMILY INVESTMENTS GLOBAL ICVC FAMILY BALANCED INT FUND		11.226	11.226
**D	HSBC AS TRUSTEE FOR SSGA EUROPE EX UK EQUITY TRACKER FUND		421.437	421.437
**D	FP RUSSELL INVESTMENTS ICVC-FP RUSSELL INV INT GROWTH ASSTS FD		2.222	2.222
**D	ALLIANZ UK+EUROPEAN INV FDS-ALLIANZ EUROPEAN EQUITY INCOME FD		11.497	11.497
**D	RUSSELL INVESTMENTS GLOBAL OPPORTUNITIES FUND		27.989	27.989
**D	STATE STREET INTERNATIONAL EQUITIES INDEX TRUST		19.790	19.790
**D	SPDR S+P WORLD EX AUSTRALIA FUND		1.426	1.426
**D	SPDR S+P GLOBAL DIVIDEND FUND		40.155	40.155
**D	RUSSELL INVESTMENTS LOW CARBON GLOBAL SHARES FUND		2.846	2.846
**D	CHRISTIAN SUPER		1.178	1.178
**D	RUSSELL INVESTMENTS GLOBAL LISTED INFRASTRUCTRE FUND - HEDGED		295.811	295.811
**D	STATE STREET INT EQTS INDEX TRUST EX TOBACCO EX CONTR WEAPONS		502	502
**D	QSUPER		18.798	18.798
**D	FLOURISH INVESTMENT CORPORATION		32.457	32.457
**D	COMBUSTION ENGINEERING 524(G) ASBESTOS PI TTRUST		882	882
**D	FORD MOTOR COMPANY DEFINED BENEFIT MASTER TRUST		5.939	5.939
**D	HONG KONG SAR GOVERNMENT EXCHANGE FUND		71.329	71.329
**D	STATES OF JERSEY COMMON INVESTMENT FUND		2.351	2.351
**D	INTERNATIONAL EXPATRIATE BENEFIT MASTER TRUST		2.334	2.334
**D	INTERNATIONAL MONETARY FUND STAFF RETIREMENT PLAN		6.352	6.352
**D	UNIT NAT RELIEF AND WORKS AG FOR PALEST REF IN THE NEAR EAST		2.256	2.256
**D	NATIONAL COUNCIL FOR SOCIAL SECURITY FUND, P.R.C		68.455	68.455
**D	QIC INTERNATIONAL EQUITIES FUND		1.362	1.362
**D	QUEENSLAND INVESTMENT TRUST NO.2		5.946	5.946
**D	STATE OF IDAHO ENDOWMENT FUND INVESTMENT BOARD		1.406	1.406
**D	VOL EMPL BEN ASS OF THE NON-REPR EMPL OF SOUT CAL EDISON CO		1.633	1.633
**D	TRINITY COLLEGE CAMBRIDGE		1.634	1.634
**D	CSAA INSURANCE EXCHANGE		20.228	20.228
**D	GENERAL PENSION AND SOCIAL SECURITY AUTHORITY		13.972	13.972
**D	STATE UNIVERSITIES RETIREMENT SYSTEM		83.600	83.600
**D	WYOMING RETIREMENT SYSTEM		4.694	4.694

LISTA ESITO DELLE VOTAZIONE

Oggetto: Integrazione corrispettivi Società di Revisione

CONTRARI

Badge	Ragione Sociale	Proprio	Delega	Totale
**D	FORD MOTOR COMPANY OF CANADA, LIMITED PENSION TRUST		4.904	4.904
**D	HALIFAX REGIONAL MUNICIPALITY MASTER TRUST		4.544	4.544
**D	FUTURE FUND BOARD OF GUARDIANS FOR AND OBO THE MED RES FUT FD		59.257	59.257
**D	THE BANK OF IRELAND STAFF PENSIONS FUND		162.912	162.912
**D	STICHTING HEINEKEN PENSIOENFONDS		33.841	33.841
**D	THE BOARD OF THE PENSION PROTECTION FUND		5.142	5.142
**D	WHEELS COMMON INVESTMENT FUND		14.224	14.224
**D	STICHTING PENSIOENFONDS VAN DE METALEKTRO (PME)		16.748	16.748
**D	COLONIAL FIRST STATE INVESTMENT FUND 50		12.740	12.740
**D	COMMONWEALTH GLOBAL LISTED INFRASTRUCTURE FUND 6		933.070	933.070
**D	COLONIAL FIRST STATE WHOLESALE INDEXED GLOBAL SHARE FUND		20.637	20.637
**D	LEGAL & GENERAL GLOBAL EQUITY INDEX FUND		2.117	2.117
**D	NAT WEST BK AS TRUSTEE OF LEGAL & GENERAL EUROPEAN INDEX TR		325.295	325.295
**D	NAT WEST BK PLC AS TRUSTEE OF THE LEGAL & GENERAL INT IND TR		27.205	27.205
**D	SSGA GROSS ROLL UP UNIT TRUST		16.282	16.282
**D	LEGAL & GENERAL ICAV		6.494	6.494
**D	LEGAL & GENERAL FUTURE WORLD EQUITY FACTORS INDEX FUND		3.722	3.722
**D	LEGAL & GENERAL GLOBAL INFRASTRUCTURE INDEX FUND		27.291	27.291
**D	LEGAL & GENERAL AUTHORISED CONTRACTUAL SCHEME		2.011	2.011
**D	BRITISH COLUMBIA INVESTMENT MANAGEMENT CORPORATION		108.281	108.281
**D	STATE TEACHERS RETIREMENT SYSTEM OF OHIO		438.173	438.173
**D	CDC AD-EUROPE		17.212	17.212
**D	IXIS EURO ACTIONS		38.289	38.289
**D	NATIXIS ACTIONS EUROPE SECTEURS		46.290	46.290
**D	FCP NATIXIS ACTIONS EUROPEENNES		39.248	39.248
**D	OPCVM SEEYOND EQUITY FACTOR INVESTING EURO		2.397	2.397
**D	FCP BOURBON 4		12.624	12.624
**D	FC CARPIMKO		26.651	26.651
**D	CONCORDE 96		13.003	13.003
**D	OACET		15.310	15.310
**D	FCPE HUTCHINSON ACTIONS		5.136	5.136
**D	FCPE NATIXIS ES ACTIONS EURO		1	1
**D	IBM FRANCE		8.819	8.819
**D	FCP CARPIMKO EUROPE		31.766	31.766
**D	FCP TONI ACTIONS 100		23.192	23.192
**D	SPAM VACCIO ACTIONS		160.229	160.229
**D	SPAM ACTIONS INDICE		21.320	21.320
**D	LEADER PROFF 80 PEA		32.854	32.854
**D	LEADER PROFF 100		17.652	17.652
**D	LEADER PROFF OPTI INDICE EURO		3.136	3.136
**D	LEADER PROFF EXPRESS MANDAAT ALLIANCE CAPITA		2.747	2.747
**D	LEADER PROFF MANDAAT BLACKROCK		7.282	7.282
**D	LEADER PROFF PENSIOENFONDS OPENBAAR VERVOER		2.799	2.799

Pagina 7

Azionisti: 302 Teste: 1
 Azionisti in proprio: 0 Azionisti in delega: 302



Assemblea Ordinaria del 20 aprile 2018

LISTA ESITO DELLE VOTAZIONE

Oggetto: **Integrazione corrispettivi Società di Revisione****CONTRARI**

Badge	Ragione Sociale	Proprio	Delega	Totale
**D	MACKENZIE GLOBAL LEADERSHIP IMPACT FUND		234	234
**D	WINDWISE MSCI EAFE INDEX NON-LENDING, FUND FOR EXEMPT ORG.		21.388	21.388
Totale voti				
34.893.896				
Percentuale votanti %				
5,514923				
Percentuale Capitale %				
4,225548				

Azionisti:
Azionisti in proprio:302
0Teste:
Azionisti in delega:1
302

Assemblea Ordinaria del 20 aprile 2018

LISTA ESITO DELLE VOTAZIONE
 Oggetto: Integrazione corrispettivi Società di Revisione

Badge	Ragione Sociale
6008	RICCI ELEONORA
DE*	CASIGLIANI TOMMASO
DE*	DANDA S.R.L.
6029	AGOSTINI ANTONIO
**D	CHALLENGE FUNDS CHALLENGE ITALIAN EQUITY
**D	CHALLENGE FUNDS
6493	GARRI GERARDINO
RL*	D&C GOVERNANCE S.R.L.
6942	CRISTIANI GIANNI
7220	NOTARFONZO ARNALDO
7262	CARILE DOMENICO
7564	AMBRUZZI DANIELA

Totale voti 225.245
 Percentuale votanti % 0,035600
 Percentuale Capitale % 0,027277

ASTENUTI

Proprio	Delega	Totale
	594	594
	150	150
	150.000	150.000
	42.613	42.613
1		1
1		1
170		170
100		100
31.000		31.000
616		616



Azionisti:
 Azionisti in proprio:

10 Teste:
 6 Azionisti in delega:

7
 4



Assemblea Ordinaria del 20 aprile 2018

LISTA ESITO DELLE VOTAZIONE

Oggetto: Integrazione corrispettivi Società di Revisione

NON VOTANTI

Badge	Ragione Sociale	Proprio	Delega	Totale
6029	AGOSTINI ANTONIO		143.549	143.549
**D	KAIROS INTERNATIONAL SICAV - RISORGIMENTO		54.897	54.897
**D	KAIROS INTERNATIONAL SICAV - ITALIA		4.235	4.235
**D	KAIROS INTERNATIONAL SICAV - TARGET ITALY ALPHA		350.000	350.000
**D	UBI SICAV ITALIAN EQUITY		150.000	150.000
**D	UBI PRAMERICA SGR SPA		46.150	46.150
**D	NMM5 GIEP PTN ACCOUNT		184.000	184.000
**D	GIE GEN REVENUS FCP 4D		68.240	68.240
**D	GENERALI INVESTMENTS SICAV		23.348	23.348
**D	GENERALI SMART FUNDS SICAV		60.000	60.000
**D	FONDO GESTIELLE OBIETTIVO ITALIA DI ALETTI GESTIELLE S.G.R.		25.000	25.000
**D	GESTIELLE CEDOLA ITALY OPPORTUNITY DI ALETTI GESTIELLE SGR		25.000	25.000
**D	FONDO GESTIELLE PRO ITALIA DI ALETTI GESTIELLE SGR SPA		86.000	86.000
**D	INTERFUND SICAV INTERFUND EQUITY ITALY		563.000	563.000
**D	FIDEURAM ASSET MANAGEMENT (IRELAND) FONDITALIA EQUITY ITALY		8.000	8.000
**D	FIDEURAM ASSET MANAGEMENT (IRELAND) FIDEURAM FUND EQUITY ITALY		16.000	16.000
**D	FIDEURAM INVESTIMENTI SGR SPA-FIDEURAM ITALIA		209.000	209.000
**D	FIDEURAM INVESTIMENTI SGR SPA-PIANO AZIONI ITALIA		91.000	91.000
**D	FIDEURAM INVESTIMENTI SGR SPA-PIANO BILANCIATO ITALIA 50		7.000	7.000
**D	FIDEURAM INVESTIMENTI SGR - PIANO BILANCIATO ITALIA 30		5.181	5.181
**D	EIS - MULTIASSET RISK OVERLAY		63.007	63.007
**D	EIS - EURO EQUITY INSURANCE CAPITAL LIGHT		136.194	136.194
**D	EIS - FLEXIBLE EQUITY STRATEGY 2		4.912	4.912
**D	EPF - ENHANCED CONSTANT RISK CONTRIBUTION		96.880	96.880
**D	EUF-EQUITY ITALY		57.709	57.709
**D	EPF-Q-FLEXIBLE		1.100	1.100
**D	EUF-EQUITY EURO LTE		35.143	35.143
**D	EUF-EQUITY ITALY SMART VOLATILITY		58.015	58.015
**D	ISE-VALORE CEDOLA GLOBALE - 02/2015		30.450	30.450
**D	ISE-GLOBAL DIVERSIFIED ALLOCATION - 02/2015		23.748	23.748
**D	ISE - VALORE CEDOLA GLOBALE - 04/2015		9.958	9.958
**D	ISE - GLOBAL DYNAMIC MULTITRENDER - 06/2015		13.707	13.707
**D	ISE - VALORE CEDOLA GLOBALE - 07/2015		13.855	13.855
**D	ISE - VALORE CEDOLA GLOBALE - 09/2015		8.577	8.577
**D	ISE - GLOBAL INCOME MULTITRENDER - 09/2015		16.009	16.009
**D	ISE - MULTIASSET CEDOLA GLOBALE - 12/2015		6.868	6.868
**D	ISE - DYNAMIC INCOME MULTITRENDER - 01/2016		19.041	19.041
**D	ISE - MULTIASSET CEDOLA GLOBALE - 02/2016		34.114	34.114
**D	ISE - MULTIASSET ABSOLUTE 3 ANNI - 04/2016		30.978	30.978
**D	ISE - MULTIASSET ABSOLUTE 3 ANNI - 07/2016		6.041	6.041
**D	EPF - ABSOLUTE Q-MULTISTRATEGY		29.101	29.101
**D	EUF - MULTIASSET INCOME		1.462.603	1.462.603
**D	EUF - AZIONI STRATEGIA FLESSIBILE			

Assemblea Ordinaria del 20 aprile 2018

LISTA ESITO DELLE VOTAZIONE
Oggetto: Integrazione corrispettivi Società di Revisione

Badge Ragione Sociale
**D EIS - MULTIASET RISK OVERLAY MODERATO
6514 REALE DAVIDE GIORGIO

Totale voti 4.278.475
Percentuale votanti % 0,676206
Percentuale Capitale % 0,518111



NON VOTANTI

Proprio	Delega	Totale
12	853	853
		12



Azionisti: 44
Azionisti in proprio: 1

Teste: 2
Azionisti in delega: 43



Assemblea Ordinaria del 20 aprile 2018

LISTA ESITO DELLE VOTAZIONE

Oggetto: Integrazione corrispettivi Società di Revisione

FAVOREVOLI

Badge	Ragione Sociale	Proprio	Delega	Totale
6029	AGOSTINI ANTONIO		23.585	23.585
**D	ARK LIFE ASSURANCE COMPANY LIMITED		1.083	1.083
**D	JPMORGAN FUNDS (IRELAND) ICAV		360.755	360.755
**D	BLACKROCK INDEX SELECTION FUND		60.180	60.180
**D	FIDANTE PARTNERS LIQUID STRATEGIES		161.957	161.957
**D	CORONATION GLOBAL OPPORTUNITIES FUND		400.000	400.000
**D	ARCA FONDI SGR - FONDO ARCA AZIONI ITALIA		935.624	935.624
**D	JPMORGAN INVESTMENT FUNDS		831.457	831.457
**D	MORGAN STANLEY INVESTMENT FUNDS		124.543	124.543
**D	FRANKLIN TEMPLETON INVESTMENT FUNDS		366	366
**D	T. ROWE PRICE FUNDS SICAV		13.249	13.249
**D	JPMORGAN FUNDS		20.998	20.998
**D	GERANA SICAV-SIF S.A.		18.387	18.387
**D	HELABA INVEST KAPITALANLAGEGESELLSCHAFT MBH		25.400	25.400
**D	NMM5 WIEQ BRF ACCOUNT		867.849	867.849
**D	WIF LAZ GBL PFD LIS INFRA		16.737	16.737
**D	NMM5-WIEQ-CNS ACCOUNT		137.304	137.304
**D	SCHWAB INTERNATIONAL INDEX FUND		1.176.686	1.176.686
**D	THE MASTER TRUST BANK OF JAPAN LTD		11.407	11.407
**D	JTSB STB DAIWA STOCK INDEX FUND 9807		4.473	4.473
**D	JAPAN TRUSTEE SERVICES BANK LTD		3.927	3.927
**D	JAPAN TRUSTEE SERVICES BANK LTD		3.400.027	3.400.027
**D	FIDELITY FUNDS SICAV		120.739	120.739
**D	THE MASTER TRUST BANK OF JAPAN LTD		510	510
**D	FIDELITY POC FIRST GLOBAL KOK PILOT		45.901	45.901
**D	AMP CAPITAL GLOBAL LISTED INFRASTRUCTURE FUND		7.986	7.986
**D	GIM SPECIALIST INVESTMENT FUNDS		185.753	185.753
**D	PIONEER FLEXIBLE OPPORTUNITIES FUND		93.608	93.608
**D	FIDELITY SAL ST FIDELITY GLOBAL EX US IN		31.375	31.375
**D	SCHWAB FUNDAMENTAL INTER LARGE COMP IN F		72.377	72.377
**D	MACQUARIE GLOBAL LISTED INFRASTRUCTURE C		17.791	17.791
**D	THORNBURG GLOBAL INVESTMENT PLC		3.095	3.095
**D	SEI INSTITUTIONAL MANAGED TRUST MULTI-AS		17.921	17.921
**D	FIDELITY SALEM STREET TRUST: SPARTAN TOTAL INTERNATIONAL INDEX FUND		8.719	8.719
**D	FIDELITY UCITS ICAV		165	165
**D	DEVELOPED INTERNATION EQUITY SELECT ETF		346	346
**D	FIDELITY UCITS II ICAV		60.603	60.603
**D	COHEN & STEERS GLOBAL LIST. INFR.FD		879.856	879.856
**D	NUVEEN GLOBAL INFRASTRUCTURE FUND		14.815	14.815
**D	ADVISOR MANAGED TRUST - TACTICAL OFFENSI		10.324	10.324
**D	CORNERSTONE ADVISORS GLOBAL PUBLIC EQUITY FUND		263	263
**D	GLOBAL X SCIENTIFIC BETA EUROPE ETF		952	952
**D	PANAGORA RISK PARITY M.A.C.FD			

Pagina 12

Azionisti: 1.299 Teste: 23
 Azionisti in proprio: 15 Azionisti in delega: 1.284

Assemblea Ordinaria del 20 aprile 2018

LISTA ESITO DELLE VOTAZIONE


Oggetto: Integrazione corrispettivi Società di Revisione

FAVOREVOLI

Badge	Ragione Sociale	Proprio	Delega	Totale
**D	BEST INVESTMENT CORPORATION		340.457	340.457
**D	BEST INVESTMENT CORPORATION		252.454	252.454
**D	BEST INVESTMENT CORPORATION		394.996	394.996
**D	HSBC GROUP HONG KONG LOCAL STAFF RETIREMENT BENEFIT SCHEME		2.927	2.927
**D	HSBC MANAGED STABLE GROWTH FUND		243	243
**D	HSBC MANAGED STABLE FUND		165	165
**D	HSBC MANAGED GROWTH FUND		2.779	2.779
**D	HSBC MANAGED BALANCED FUND		1.541	1.541
**D	JPMORGAN MULTI INCOME FUND		52.990	52.990
**D	JPMORGAN EUROPE STRATEGIC DIVIDEND FUND		15.052	15.052
**D	CARDIF VITA COMPAGNIA ASSIC E RIASS SPA		750.000	750.000
**D	DEKA MASTER HAEK I		43.929	43.929
**D	AXA EURO DIVIDEND K		19.600	19.600
**D	AXA EURO DIVIDEND S		12.800	12.800
**D	UNIVERSAL-CAV		22.557	22.557
**D	BAYVK A4 FONDS		17.956	17.956
**D	BP2S FRANKFURT/AXA INVESTMENT MANAGERS GMBH ON BEHALF OF AXA EURO DIVIDEND DBVL		15.600	15.600
**D	AXA EURO DIVIDEND D		2.800	2.800
**D	AXA EURO DIVIDEND L		6.400	6.400
**D	AXA ASSICURAZIONI SPA		4.000	4.000
**D	JANUS HEND INSTIT EUROP INDEX OPP FUND		49.849	49.849
**D	BPTCJ DPF REVER CITIBK RH ED SERV JERSEY		2.627	2.627
**D	ENHANCED INDEX INTERNATIONAL SHARE FUND		10.885	10.885
**D	BP2S SYDNEY/ENHANCED INDEX INTERNATIONAL SHARE FUND		34.439	34.439
**D	INSURANCE COMMISSION OF WESTERN AUSTRALI		362.575	362.575
**D	AUSTRALIAN CATHOLIC SUPERAN RETIREM FUND		4.997	4.997
**D	CLEARVIEW INFRASTRUCTURE FUND		378.841	378.841
**D	MERCER PROPERTY AND INFRASTRUCTURE		66.322	66.322
**D	AMP CAP UNHEDGED GL SHS MULTI MAN FUND		7.837	7.837
**D	AMP INT EQ IND FD HEDGED		53.543	53.543
**D	FIRST STATE INVESTMENTS GLOBAL LISTED IN		190.653	190.653
**D	IPAC SPEC INV STR INT SHARESTRATEGY NO 1		3.640	3.640
**D	WHOLESALE GLOBAL EQUITY INDEX FUND		1.438	1.438
**D	AMP GLOBAL LISTED INFRASTR INDEX FUND HED		196.825	196.825
**D	UNISUPER		3.817	3.817
**D	WHOLESALE UNIT TRUST GL. INFRASTRUCTURE F		61.999	61.999
**D	AMP CAPITAL GLOBAL LISTED INFRASTR. FD		226.896	226.896
**D	BP2S SYDNEY UNISUPER		517.638	517.638
**D	WHOLESALE UNIT TRUST MSCI GLOB INDEX SHS		4.092	4.092
**D	IPAC SPEC INVEST STR LISTED GL INFR		44.045	44.045
**D	AMP CAPITAL GLOBAL INFRASTRUCTURE SECURITIES FUND (UNHEDGED) (MANAGED FUND)		17.960	17.960
**D	WHOLESALE UNIT TRUST MSCI GLOB INDEX SHS		821.459	821.459
**D	AMP CAPITAL GLOBAL INFR SECUR FUND UNHED		15.000	15.000
**D	AXA ASSICURAZIONI SPA			

Azionisti:
Azionisti in proprio:1.299
15Teste:
Azionisti in delega:23
1.284

Pagina 13



Assemblea Ordinaria del 20 aprile 2018

LISTA ESITO DELLE VOTAZIONE

Oggetto: Integrazione corrispettivi Società di Revisione

FAVOREVOLI


Badge	Ragione Sociale	Proprio	Delega	Totale
**D	AXA AA DIVERSFIE INDICIEL 1		18.082	18.082
**D	FCP CNP ACTIONS EM		69.309	69.309
**D	ROSENBERG EUROBLÖC		328.400	328.400
**D	SAKKARAH 7		10.372	10.372
**D	STICHT BEDRIJ MEDIA PNO		59.261	59.261
**D	STICHTING PENSIOENFONDS AHOLD		27.357	27.357
**D	FONDS DE RESERVE POUR LES RETRAITES		44.992	44.992
**D	ERAFP ACTIONS EUROS 1		1.604.451	1.604.451
**D	CPR AM		31.246	31.246
**D	SWISS LIFE LUXEMBOURG SA		27.975	27.975
**D	PI CH - EUROPEAN EX SWISS EQUITIES TRACKER EX SL		1.040	1.040
**D	BANQUE PICTET & CIE SA		8.597	8.597
**D	PI CH-WORLD EX SWISS EQUITIES TRACKER US		35.603	35.603
**D	PICTET GLOBAL SELECTION FUND		94.598	94.598
**D	PGSF GLOBAL UTILITIES EQUITIES FUND		3.168.351	3.168.351
**D	PICTET-EUROPE INDEX		165.541	165.541
**D	MEMNON FUND		1.135.541	1.135.541
**D	GLOBAL HIGH DIVIDEND EQUITY MOTHER FUND		270.000	270.000
**D	SHINKO GLOBAL EQUITY INDEX MOTHER FUND		913	913
**D	FUJI XEROX PENSION FUND		85.241	85.241
**D	GIVI GLOBAL EQUITY FUND CLT AC		6.436	6.436
**D	MACQUARIE - GLOBAL LISTED INFR FD		42.983	42.983
**D	BROOKFIELD INVESTMENT FUNDS UCITS		173.600	173.600
**D	MAPLE BROWN ABBOTT FUNDS PLC		273.170	273.170
**D	SINGLE SELECT PLATFORM		144.392	144.392
**D	BLACKROCK INSTITUTIONAL JERSEY FUNDS		9.513	9.513
**D	BLACKROCK INSTITUTIONAL POOLED FUND PLC		54.706	54.706
**D	NFS LIMITED TRAFALGAR COURT		12.747	12.747
**D	SHELL TRUST (BERMUDA) LIMITED AS TRUSTEE OF THE SHELL INTERNATIONAL PENSION FUND		5.864	5.864
**D	SHELL TRUST (BERMUDA) LTD AS TRUSTEE OF THE SHELL OVERSEAS CONTRIBUTORY PENSION FUND		15.055	15.055
**D	CONSTRUCTION AND BUILDING UNIONS SUPERAN		213.728	213.728
**D	H.E.S.T. AUSTRALIA LIMITED		17.805	17.805
**D	SAS TRUSTEE CORPORATION		565.765	565.765
**D	SAS TRUSTEE CORPORATION		3.966	3.966
**D	NEW YORK STATE COMMON RETIREMENT FUND		93.399	93.399
**D	UBS GLOBAL ASSET MANAGEMENT LIFE LTD		258.223	258.223
**D	UBS ASSET MANAGEMENT LIFE LTD 5 BRO		3.340	3.340
**D	MAGELLAN WHOLESALE PLUS INFRASTRUCTURE F		14.164	14.164
**D	BRUNEI SHELL RETIREMENT BENEFIT FUND		1.353	1.353
**D	FIDELITY FIRST GLOBAL FUND		913	913
**D	JPMORGAN CHASE BANK - PB - UNITED STATES TRUSTS		459	459
**D	JPMORGAN CHASE BANK N.A.		1.343	1.343
**D	CONNECTICUT GENERAL LIFE INSURANCE COMPA		4.869	4.869

Assemblea Ordinaria del 20 aprile 2018

LISTA ESITO DELLE VOTAZIONE
 Oggetto: Integrazione corrispettivi Società di Revisione

FAVOREVOLI

Badge	Ragione Sociale	Proprio	Delega	Totale
**D	FQ ESSENTIAL BETA FUND LTD		5.000	5.000
**D	THE BARCLAYS BANK UK RETIREMENT FUND		5.556	5.556
**D	BANCO CENTRAL DE TIMOR EST		31.956	31.956
**D	UBS (US) GROUP TRUST		19.687	19.687
**D	ISHARES EDGE MSCI WORLD MINIMUM VOLATILI		402	402
**D	ISHARES WHOLESALE SCREENED INT EQ IND F		3.933	3.933
**D	LUCRF PTY LTD FOR THE LABOUR UNION CO-OPERATIVE RETIREMENT FUND		3.154	3.154
**D	ADVANCE INTERNATIONAL SHARE INDEX FUND		15.868	15.868
**D	AUSCOAL SUPERANNUATION FUND		315.057	315.057
**D	BLACKROCK GLOBAL LISTED INFRASTRUCTURE F		3.248	3.248
**D	MTBJ DAIDO LIFE FOREIGN EQUITY MOTHER FD		1.971	1.971
**D	ISHARES WHOLESALE INTERN EQ INDEX FUND		28.403	28.403
**D	OPTIMIX WHOLESALE INTERNATIONAL PROPERTY SECURITIES TRUST		142.589	142.589
**D	BLACKROCK FISSION INDEXED INTL EQUITY FD		24.549	24.549
**D	ISHARES ALLCOUNTRY EQUITY INDEX FUND		1.980	1.980
**D	THE BOEING COMPANY EMPLOYEE RETIREMENT PLANS MASTER TRUST		268.994	268.994
**D	WSSP INTERNATIONAL EQUITIES TRUST		8.976	8.976
**D	BOMBARDIER TRUST U.S. MASTER TRUST		29.902	29.902
**D	JPM FUND ICVC-JPM MULTI-ASSET INCOME F.		9.171	9.171
**D	UBS ASSET MANAGEMENT LIFE LTD		20.109	20.109
**D	UBS MSCI WORLD MINIMUM VOLATILITY INDEX		95.221	95.221
**D	UBS FTSE RAFI DEVELOPED 1000 INDEX FUND		8.580	8.580
**D	RETIREMENT INCOME PLAN OF SAUDI ARABIAN OIL COMPANY		1.827	1.827
**D	NVIT INTERNATIONAL INDEX FUND		60.521	60.521
**D	JNL/BROOKFIELD GLOBAL INFRASTRUCTURE FUND		1.484.700	1.484.700
**D	FLEXSHARES MORNINGSTAR DEVELOPED MARKETS		12.798	12.798
**D	EQ ADVISORS TRUST - AXA INTERNATIONAL CORE MANAGED VOLATILITY PORTFOLIO		25.818	25.818
**D	T ROWE PRICE INTERNATIONAL EQUITY INDEX		19.588	19.588
**D	JNL/MELLON CAPITAL INTNAL INDEX FUND		59.961	59.961
**D	FLEXSHARES INTERNATIONAL QUALITY DIVIDEND DEFENSIVE INDEX FUND		8.680	8.680
**D	EQ ADVISORS TR AXA TEMPLE GLOB EQ M VO P		5.111	5.111
**D	EQ ADVISORS TRUST-AXA GLOBAL EQ MANAGED		20.108	20.108
**D	FLEXSHARES INTERNATIONAL QUALITY DIVIDEND INDEX FUND		73.211	73.211
**D	EQ ADVISORS TRUST - ATM INTL. PORTFOLIO		32.361	32.361
**D	EQ ADVISORS TRUST-AXA INTL.MANAGED VOLAT		59.580	59.580
**D	JNL/BLACKROCK GLOBAL ALLOCATION FUND		238	238
**D	MINISTRY OF STRATEGY AND FINANCE		160.837	160.837
**D	JNL-REF INTERNATIONAL 5 FUND		12.952	12.952
**D	FLEXSHARES STOXX GLOBAL BROAD INFRASTRUC		247.285	247.285
**D	FLEXSHARES STOXX GLOBAL ESG IMPACT INDEX		490	490
**D	GOLDMAN SACHS TRUST - GOLDMAN SACHS INTE		8.283	8.283
**D	GOLDMAN SACHS TRUST- GOLDMAN SACHS INTER		40.489	40.489
**D	EMPLOYEES RETIREMENT SYSTEM OF OHIO		62.171	62.171



1.299 Azionisti
 15 Azionisti in delega

23
 1.284

Assemblea Ordinaria del 20 aprile 2018

LISTA ESITO DELLE VOTAZIONE

Oggetto: Integrazione corrispettivi Società di Revisione

FAVOREVOLI

Badge	Ragione Sociale	Proprio	Delega	Totale
**D	THE MASTER TRUST BANK OF JAPAN, LTD AS TRUSTEE FOR MUTB400045796		593.233	593.233
**D	STICHTING SHELL PENSIOENFONDS		51.426	51.426
**D	SHELL PENSIONS TRUST LIMITED AS TRUSTEE OF SHELL CONTRIBUTORY PENSION FUND		31.404	31.404
**D	STICHTING PENSIOENFONDS MEDISCH SPECIALI		350.099	350.099
**D	THE MASTER TRUST BANK OF JAPAN, LTD. AS TRUSTEE FOR MUTB400045792		217.470	217.470
**D	MASTER TRUST BANK OF JAPAN, LTD. PENSION		571.148	571.148
**D	FIDELITY EUROPEAN VALUES PLC		552.952	552.952
**D	KAPITALFORENINGEN PENSAM INVEST PSI 30 EUROPÆISKE AKTIER		28.863	28.863
**D	KAPITALFORENINGEN PENSAM INVEST PSI 31 EUROPÆISKE AKTIER		29.157	29.157
**D	FIDELITY INVESTMENT FUNDS III FIDELITY DIVERSIFIED GROWTH FUND		10.090	10.090
**D	NATIONWIDE INTERNATIONAL INDEX FUND		47.467	47.467
**D	JPMORGAN EUROPEAN INVESTMENT TRUST PLC		37.524	37.524
**D	STICHTING DEPOSITARY APC DEVELOPED MARKETS EQUITY MINIMUM VOLATILITY POOL		136.352	136.352
**D	NEW MEXICO STATE INVESTMENT COUNCIL		22.013	22.013
**D	EQ ADVISORS TRUST - AXA SMARTBETA EQUITY		500	500
**D	VANTAGETRUST III MASTER COLLECTIVE INVES		24.580	24.580
**D	STICHTING PENSIOENFONDS VOOR HUISARTSEN		27.356	27.356
**D	BUREAU OF LABOR FUNDS - LABOR RETIREMENT FUND		5.091	5.091
**D	BUREAU OF LABOR FUNDS- LABOR PENSION FUND		21.606	21.606
**D	BUREAU OF LABOR FUNDS - LABOR RETIREMENT FUND		5.140	5.140
**D	BUREAU OF LABOR FUNDS-LABOR INSURANCE FUND		197.762	197.762
**D	BUREAU OF LABOR FUNDS- LABOR PENSION FUND		1.079.082	1.079.082
**D	BUREAU OF LABOR FUNDS - LABOR RETIREMENT FUND		566.549	566.549
**D	STATE OF WYOMING		25.544	25.544
**D	FIDELITY INVESTMENT FUNDS - FIDELITY Y GLOBAL DIVIDEND FUND		399.227	399.227
**D	FIDELITY INVESTMENT FUNDS - FIDELITY MONEYBUILDER WORLD INDEX FUND		10.800	10.800
**D	FIDELITY INSTITUTIONAL PAN EUROPEAN FUND		60.569	60.569
**D	FIDELITY INVESTMENT FUNDS - EUROPEAN FUN		1.188.198	1.188.198
**D	AXA ROSENBERG EUROPEAN FUND		12.800	12.800
**D	FIDELITY INVESTMENT FUNDS - FIDELITY INDEX EUROPE		131.869	131.869
**D	FIDELITY INVESTMENT FUNDS - FIDELITY INDEX EUROPE		24.753	24.753
**D	THE MASTER TRUST BANK OF JAPAN LTD		2.568	2.568
**D	AQR FUNDS - AQR EMERGING MOMENTUM		3.173	3.173
**D	AQR INTERNATIONAL MOMENTUM FUND		12.192	12.192
**D	BLACKROCK MULTI-ASSET INC.PORTF.OF BLACK		621.172	621.172
**D	BLACKROCK TACTICAL OPP ED OF BLACK FDS		25.689	25.689
**D	THE MASTER TRUST BANK OF JAPAN		31.012	31.012
**D	BLACKROCK INSTITUTIONAL TRUST COMPANY N.A. INVESTMENT FUNDS FOR EMPLOYEE BENEFIT TRUSTS		706.474	706.474
**D	IMPACT GLOBAL ALPHA TILT'S NON-LENDABLE F		869	869
**D	TRUST AND CUSTODY SERVICES BANK LIMITED		34.969	34.969
**D	JPMORGAN INCOME BUILDER FUND		144.725	144.725
**D	PROSHARES DJ BROOKFIELD GLOB.INFRASTR.ET		17.040	17.040
**D	OPPENHEIMER MACQUARIE GLOBAL INFRASTRUCR		22.925	22.925

Assemblea Ordinaria del 20 aprile 2018

LISTA ESITO DELLE VOTAZIONE
 Oggetto: Integrazione corrispettivi Società di Revisione

FAVOREVOLI

Badge	Ragione Sociale	Proprio	Delega	Totale
**D	OSHARES FTSE EUROPE QUALITY DIVIDEND ETF	5.617	5.617	5.617
**D	1290 FUNDS - 1290 SMARTBETA EQUITY FUND	500	500	500
**D	THE KATHERINE MOORE REVOCABLE TRUST	486	486	486
**D	KATHERINE C. MOORE CHARITABLE LEAD ANNUITY TRUST II	903	903	903
**D	JPMORGAN DIVERS RETURN EU EQUIT ETF	4.666	4.666	4.666
**D	FIDELITY INVESTMENTS MONEY MANAGEMENT INC	315	315	315
**D	MMA PRAXIS INTERNATIONAL INDEX FUND	13.863	13.863	13.863
**D	HOBART FAMILY INVESTMENTS LLC	1.982	1.982	1.982
**D	COMMINGLED PENSION TRUST FUND (INTREPID INTERNATIONAL) OF JPMORGAN CHASE BANK	102.503	102.503	102.503
**D	KAYNE GLOBAL INFRASTRUCTURE FUND LP	8.600	8.600	8.600
**D	T ROWE PRICE INTL CORE EQUITY TRUST	513	513	513
**D	UNITED STATES STEEL CORPORATION REPRESEN	536	536	536
**D	RBC QUBE LOW VOLATILITY GLOBAL EQUITY FU	24.520	24.520	24.520
**D	SUN LIFE SENTRY INFRASTRUCTURE FUND	283.465	283.465	283.465
**D	AURION INTERNATIONAL DAILY EQUITY FD	1.643	1.643	1.643
**D	LABORERS PENSION FUND OF WESTERN CANADA	24.800	24.800	24.800
**D	ASSOCIATION BIENF RETR POL VILLE MONTREA	11.600	11.600	11.600
**D	MANULIFE SOBEYS GLOBAL EQUITY FUND UT	65.100	65.100	65.100
**D	MANULIFE GLOBAL INFRASTRUCTURE FUND	128.900	128.900	128.900
**D	MANULIFE INVESTMENT EXCHANGE FUND CORP	43.100	43.100	43.100
**D	MANULIFE SENTINEL INCOME (33) FUND UT	20.800	20.800	20.800
**D	MAPLE BROWN ABBOT GLOBAL LISTED INFR FD	679.902	679.902	679.902
**D	LONDON LIFE INSURANCE COMPANY	12.900	12.900	12.900
**D	THE GREAT-WEST LIFE ASSURANCE COMPAN	4.600	4.600	4.600
**D	4D GLOBAL INFRASTRUCTURE FUND	23.045	23.045	23.045
**D	GENUS FOSSIL FREE DIVIDEND EQUITY FUND	25.000	25.000	25.000
**D	GENUS DIVIDEND EQUITY FUND	59.700	59.700	59.700
**D	GENUS FOSSIL FREE CANGLOBE EQUITY FUND	17.900	17.900	17.900
**D	FONDS DE SOLIDARITE DES TRAV.QUEBEC FTQ	11.327	11.327	11.327
**D	BROOKFIELD GLOBAL LISTED INFRASTRUCTURE	186.300	186.300	186.300
**D	BROOKFIELD GLOBAL INFRASTRUCTURE SECURIT	123.100	123.100	123.100
**D	BOMBARDIER TRUST (CANADA) REAL RETURN AS	250.513	250.513	250.513
**D	THE BOMBARDIER TRUST (UK)	274.480	274.480	274.480
**D	SVS TPI INCOME BUILDER 1	83.935	83.935	83.935
**D	FTSE ALL WORLD INDEX FUND	32.579	32.579	32.579
**D	INTERNATIONAL FINANCE BOARD METHODIST CHURCH	3.430	3.430	3.430
**D	FLF STRATEGIC GLOBAL EQUITY FUND	50.022	50.022	50.022
**D	RESERVE LIMITED	166.704	166.704	166.704
**D	RESERVE EQUITY FUND	92.261	92.261	92.261
**D	FRIENDS LIFE AND PENSIONS LIMITED	73.977	73.977	73.977
**D	FRIENDS LIFE FUNDS LIMITED	82.072	82.072	82.072
**D	TRUST STATE GLOBAL UMBRELLA FUND PLC-FIR	5.277	5.277	5.277
**D	TRUST STATE GLOBAL OPPORTUNITIES FUND	544.122	544.122	544.122



Assemblea Ordinaria del 20 aprile 2018

LISTA ESITO DELLE VOTAZIONE

Oggetto: Integrazione corrispettivi Società di Revisione

FAVOREVOLI

Badge	Ragione Sociale	Proprio	Delega	Totale
**D	HSBC EUROPEAN INDEX FUND		131.537	131.537
**D	SOUTH YORKSHIRE PENSIONS AUTHORITY		43.718	43.718
**D	WEST YORKSHIRE PENSION FUND		32.706	32.706
**D	TALOS CAPITAL DESIGNATED ACTIVITY COMPAN		11.205.167	11.205.167
**D	HSBC ETFs PLC		11.415	11.415
**D	HSBC GLOBAL INVESTMENT FUNDS		2.314	2.314
**D	HSBC BANK PLC A/C NATIONAL GRID UK PENSION SCHEME		32.318	32.318
**D	HSBC ETFs PLC 25/28 NORTH WALL QUAY		4.846	4.846
**D	MERRILL LYNCH PROFESSIONAL CLEARING CORP		2.300	2.300
**D	NMM5-GIEP BRI ACCOUNT		44.190	44.190
**D	NMM5-WIEQ-NVN ACCOUNT		15.591	15.591
**D	NMM5 GIEP NVN ACCOUNT		76.013	76.013
**D	LOMBARD ODIER FUNDS (SWITZERLAND) SA I3D		52.752	52.752
**D	TRUST E CUSTODY SERVICES BANK LTD		66.620	66.620
**D	TRUST & CUSTODY SERVICES BANK LTD AS TRUSTEE FOR PENSION INVESTMENT FUND TRUST NUMBER 21		9.201	9.201
**D	NIKKO AM WORLD FPS-AM INTECH GLOBAL CORE FUND		178	178
**D	NIKKO AM INVESTMENT TRUST (LUXEMBOURG) - NIKKO AM INTECH KOKUSAI FUND		27	27
**D	GLOBAL INFRASTR DIV FOCUS EQUITY FUND		811.079	811.079
**D	VANGUARD EUROPEAN STOCK INDEX FUND		1.275.301	1.275.301
**D	VANGUARD DEVELOPED MARKETS INDEX FUND		2.920.889	2.920.889
**D	VANGUARD TOTAL WORLD STOCK INDEX FUND		168.093	168.093
**D	VANGUARD FTSE ALL-WORLD EX US INDEX FUND		903.943	903.943
**D	VANGUARD FUNDS PLC		258.291	258.291
**D	VANGUARD INVESTMENT SERIES PLC		615.157	615.157
**D	ANIMA SGR SPA		603.365	603.365
**D	ANIMA SGR SPA ANIMA CRESCITA ITALIA		53.843	53.843
**D	ABERDEEN GLOBAL		24.099	24.099
**D	ABERDEEN DIVERSIFIED INCOME FUND		4.954	4.954
**D	ABERDEEN MONCEAU		3.366	3.366
**D	FONDS RESERVE RETRAITES		21.819	21.819
**D	FCP ERAFP ACT EUR 7 OFI		63.586	63.586
**D	FCP TRANSAT PATRIMOINE 2		85.000	85.000
**D	FCPE SERENIS ADAGIO		1.700	1.700
**D	FCPE LES TROIS FONTAINES		2.200	2.200
**D	POINCARE II		2.500	2.500
**D	FCP JPA		3.000	3.000
**D	SICAV METISS		4.000	4.000
**D	ROBECO CAPITAL GROWTH FUNDS		1.746	1.746
**D	UNIVERSE THE CMI GLOBAL NETWORK FUND		59.455	59.455
**D	SCHRODER INTERNATIONAL SELECTION FUND		1.157	1.157
**D	FIDUCIARY TRUST COMPANY INTERNATIONAL AS		1.033	1.033
**D	VANGUARD GLOBAL INFRASTRUCT. INDEX FUND		65.765	65.765
**D	ANZ WHOLESALE INTERN.SHARE NO. 1 FUND		1.760	1.760

Assemblea Ordinaria del 20 aprile 2018


LISTA ESITO DELLE VOTAZIONE
 Oggetto: Integrazione corrispettivi Società di Revisione

FAVOREVOLI

Badge	Ragione Sociale	Proprio	Delega	Totale
**D	VANGUARD INTERNATIONAL SHARE INDEX FUND		149.483	149.483
**D	ONEPATH GLOB SHARES LARGE CAP UNHED IN P		56.136	56.136
**D	ONEPATH LOW VOLATILITY GLOBAL EQ IN POOL		27.151	27.151
**D	MTBJ DAIDO LIFE FOREIGN EQUITY MOTHER FD		535.369	535.369
**D	VANGUARD TOTAL INTERNATIONAL STOCK INDEX	7.180.469		7.180.469
**D	PRUDENTIAL LEGACY INSURANCE COMPANY OF N		10.456	10.456
**D	VANGUARD FID COMPANY EUROPEAN STOCK INDE		26.477	26.477
**D	NBIMC EAFE EQUITY INDEX FUND - CLASS N		10.956	10.956
**D	NBIMC PUBLIC INFRASTRUCTURE (2017)		68.319	68.319
**D	RBC ISB - MMA VIE SA		702.873	702.873
**D	FORSTA AP - FONDEN	1.208.670		1.208.670
**D	SPROTT GLOBAL INFRASTRUCTURE FUND		10.465	10.465
**D	SAS TRUSTEE CORPORATION		113.425	113.425
**D	THE BOEING COMPANY EMPLOYEE RETIREMENT PLANS MASTER TRUST		274.915	274.915
**D	RARE INFRASTRUCTURE VALUE FUND UNHEDGED		948.260	948.260
**D	RARE INFRASTRUCTURE INCOME FUND		4.152	4.152
**D	RARE INFRASTRUCTURE VALUE FUUND HEDGED	1.092.327		1.092.327
**D	OLD WESTBURY LARGE CAP STRATEGIES FUND ATTN JUDSON K LA LONDE		46.939	46.939
**D	BBVABCO DEPOSITARIOINVEST FUNDS		11.280	11.280
**D	STATE OF WISCONSIN INVESTMENT BOARD	347.290		347.290
**D	ADVANTAGE FUNDS INC DREYFUS GLOBAL MULTI ASSET INCOME FUND		23.791	23.791
**D	THE GOVERNMENT EMPLOYEES PENSION FUND GEFF		16.876	16.876
**D	SUBSIDIZED SCHOOLS P FUND NORTHERN		12.883	12.883
**D	THE HARTFORD RETIREMENT PLAN TRUST FOR US EMPLOYEES		10.430	10.430
**D	KAPITALFORENINGEN EMD INVEST GLOBALE AKTIER II		8.328	8.328
**D	KAPITALFORENINGEN EMD INVEST GLOBALE AKTIER III		2.288	2.288
**D	56053 IP GLOBAL EQUITIES I	27.891		27.891
**D	AST QMA INTL CORE EQUITY PORT PDMP		67.317	67.317
**D	DELTA LLOYD EQUITY SUSTAINABLE GLOBAL FUND		13.847	13.847
**D	DELTA LLOYD EQUITY SUSTAINABLE GLOBAL FUND DPF		9.026	9.026
**D	DELTA LLOYD EQUITY SUSTAINABLE GLOBAL FUND A		25.561	25.561
**D	NATIONAL BANK TRUST	508.346		508.346
**D	CF MITON GLOBAL INFRASTRUCTURE INCOME FUND		18.200	18.200
**D	GENERAL MILLS GROUP TRUST		27.783	27.783
**D	POWERSHARES PUREBETA FTSE DEVELOPED EX NORTHAMERICA PORTFOLIO		84	84
**D	BOA OMNIBUS PERAMETRIC	3.014		3.014
**D	INTL DEP OF PG GENERATIONS FUND	48.900		48.900
**D	INTL DEP OF PG GENERATIONS FUND		327	327
**D	INTL DEP OF PG GENERATIONS FUND		18.349	18.349
**D	INTL DEP OF PG GENERATIONS FUND		20.043	20.043
**D	INTL DEP OF PG GENERATIONS FUND		167.836	167.836
**D	INTL DEP OF PG GENERATIONS FUND		849	849
**D	INTL DEP OF PG GENERATIONS FUND		10.560	10.560

Pagina 19

Azionisti: 1.299 Teste: 23
 Azionisti in delega: 15 Azionisti in delega: 1.284



Assemblea Ordinaria del 20 aprile 2018

LISTA ESITO DELLE VOTAZIONE

Oggetto: **Integrazione corrispettivi Società di Revisione**

FAVOREVOLI

Badge	Ragione Sociale	Proprio	Delega	Totale
**D	VERSUS CAPITAL REAL ASSETS FUND LLC		107.200	107.200
**D	FIDELITY SALEM STREET TRUST FIDELITY SAI INTERNATIONAL INDEX FUND		242.588	242.588
**D	UNION BANK		1.936	1.936
**D	DEUTSCHE XTRK MSCI EAFE HDY HDG ETF		1.187	1.187
**D	EII REAL ESTATE SECURITIES ADVISORS LTD EII PROPERTY FUNDS		3.086	3.086
**D	US BANK TAX EXEMPT OMNI REP NONRECC		813	813
**D	USBK BROOKFIELD REAL ASSETS SEC FD		20.600	20.600
**D	USBK REGIONAL TRANSPORTATION DSPP		738	738
**D	B4305 FRB S LUND RES TR FBO B LUND		420	420
**D	B4306 FRB M LUND REV TR		328	328
**D	USBK BBIEF BLACKROCK INVT MGMT LLC		5.566	5.566
**D	BNYMTD BFM BLK SYSTEM CONT EUR FUND		424	424
**D	1217 APG DME INDUSTR		177.486	177.486
**D	1253 APG DME CORE EU		333.075	333.075
**D	PANAGORA RISK PARITY MULTI ASSET MASTER FUND LTD		14.274	14.274
**D	UPMC BMO FCP		2.478	2.478
**D	OPPENHEIMER GLOBAL ESG REVENUE ETF		278	278
**D	BROOKFIELD REAL ASSETS INCOME FUND INC		49.100	49.100
**D	PHILADELPHIA GAS WORKS PENSION PLAN		746	746
**D	PSG DIVERSIFIED INFRASTRUCTURE LLC		5.200	5.200
**D	FIRST STATE INVESTMENTS ICVC FIRST STATE GLOBAL LISTED INFRASTRUCTURE FUND		3.861.056	3.861.056
**D	OPPENHEIMER INTERNATIONAL REVENUE ETF		338	338
**D	CADENCE GLOBAL EQUITY FUND LP		601	601
**D	THE UNIVERSITY COURT OF THE UNIVERSITY OF GLASGOW		2.087	2.087
**D	RELIANCE TRUST INSTITUTIONAL RETIREMENT TRUST		17.200	17.200
**D	AUTO CLUB GROUP		24.807	24.807
**D	BRIDGE BUILDER INTERNATIONAL EQUITY FUND		5.559	5.559
**D	IVY PROSHARES MSCI ACWI INDEX FUND		964	964
**D	ADVANCED SERIES TRUST AST ACADEMIC STRATEGIES ASSET ALLOCATION PORTFOLIO		14.495	14.495
**D	MACQUARIE GLOBAL INFRASTRUCTURE TOTAL RETURN FUND INC		418.109	418.109
**D	U S BANK NATIONAL ASSOCIATION		1.304	1.304
**D	AZL NFJ INTERNATIONAL VALUE FUND		1.830	1.830
**D	NKB SII EUROPE GROWTH		8.000	8.000
**D	NKB SII EUROPE VALUE		8.200	8.200
**D	NKB SII GLOBAL AKTIER MIN RISIKO		75.300	75.300
**D	DEUTSCHE XTRKS MSCI ALL WORLD HDG		2.862	2.862
**D	EMPLOYEES RETIREMENT SYSTEM OF THE CITY OF BALTIMORE		5.414	5.414
**D	BOK MCM DM PEQ		1	1
**D	AOHIT HAI RHUMBLINE EAFE THE ARCHDIOCESE OF HARTFORD INVESTMENT TRUST		702	702
**D	HRCR RPMT HAP RHUMBLINE EAFE		530	530
**D	EMPLOYEES RETIREMENT TRUST OF BANK OF MONTREAL HARRIS		6.259	6.259
**D	PUBLIC EMPLOYEES RETIREMENT SYSTEM OF MISSISSIPPI		63.569	63.569
**D	PS FTSE LO BT EQ WT PORT		4.869	4.869

Assemblea Ordinaria del 20 aprile 2018

LISTA ESITO DELLE VOTAZIONE

Oggetto: Integrazione corrispettivi Società di Revisione

FAVOREVOLI


Badge	Ragione Sociale	Proprio	Delega	Totale
**D	GREATLINK SUPREME INTECH		367	367
**D	700021 PD GLOBALE AKTIER I		249.933	249.933
**D	700241 PD STABILE AKTIER		109.100	109.100
**D	NYKREDIT INVEST TAKTISK ALLOKERING		5.637	5.637
**D	INVESTERINGSFORENINGEN MULTI MANGER INVEST EUROPA		59.052	59.052
**D	NKB 31004 INV MM INVEST EUROPA AKK		103.194	103.194
**D	WILMINGTON MULTIMANAGER INTERNATIONAL FUND		5.401	5.401
**D	AST PRU GRWTH ALL PTF QMA EAFE Pdff		273.533	273.533
**D	PS FTSE RAFI EU UCITS ETF BNYMTCIL		492	492
**D	POWERSHARES GLOBAL FUNDS IRELAND PLC		388	388
**D	PS FTSE RAFI DEVEL MAR EX US PORT		29.700	29.700
**D	BNYMTCIL GLG EUROPEAN EQ ALTER TRAD		90	90
**D	PRUDENTIAL INVESTMENT PORTFOLIOS INC PRUDENTIAL BALANCED FUND		882	882
**D	PSF CONSERVATIVE BAL PORTF QMA		8.633	8.633
**D	PSF FLEXIBLE MANAGED PORTF QMA		5.622	5.622
**D	AST MORGAN STANLEY MULTI ASSET PDMS		1.425	1.425
**D	AST BLKRRK GLOBAL STRAT PT TE PDDG		25.744	25.744
**D	GREAT WEST INTERNATIONAL INDEX FUND		28.188	28.188
**D	BNYMTCIL PS ST HIDVLWVI UCITS ETF		12.126	12.126
**D	PFI INTL EQUITY INDEX FUND		32.157	32.157
**D	BNYMTCIL LAZARD GBL EQTY FRNCHS FND		261.808	261.808
**D	BNYMTCIL LAZARD GBL LI EQUITY FD		5.101.697	5.101.697
**D	BNYTD CF MACQUARIE GBL INFRS SRS FD		35.242	35.242
**D	PFI OVERSEAS FD PMC		18.794	18.794
**D	BNYTD CF CANLIFE GBL INFRA FD		58.727	58.727
**D	PFI GLB DIV INC FD COLONIA FIRST ST		1.285.444	1.285.444
**D	IQ 50 PERCENT HEDGED FTSE INTL ETF		22.366	22.366
**D	IQ 50 PERCENT HEDGED FTSE EURO ETF		9.073	9.073
**D	GS ACTIVE BETA INTL EQUITY ETF		16.544	16.544
**D	GS ACTIVEBETA EUROPE ETF		2.030	2.030
**D	AXA MPS FINANCIAL DAC		43.000	43.000
**D	BLACKROCK GLOBAL FUNDS		3.207.861	3.207.861
**D	DEUTSCHE XTRK MSCI EMU HDG EQ ETF		3.445	3.445
**D	VOYA INTERNATIONAL INDEX PORTFOLIO		47.654	47.654
**D	ERYF ATIVO CAPITAL		1.700	1.700
**D	HSIF GOTHAM 400 INTL		1.956	1.956
**D	ERST PARAMETRIC DELTA SHIFT		1.232	1.232
**D	TEACHERS RETIREMENT SYSTEM OF LOUISIANA		6.750	6.750
**D	BNL AGILIA LIFE EUROPEAN EQUITY		599.267	599.267
**D	BNL AGILIA LIFE EUROPEAN		68.243	68.243
**D	BNL AGILIA LIFE GLOBAL MINIMUM		157.543	157.543
**D	BNL AGILIA LIFE MSCI WORLD FUND		86.368	86.368
**D	BNL AGILIA LIFE FTSE RAFI DEVELOPED		38.473	38.473

Pagina 21

Azionisti in proprio: 1.299

Teste: 23
Azionisti in delega: 15

23
1.284



Assemblea Ordinaria del 20 aprile 2018

LISTA ESITO DELLE VOTAZIONE

Oggetto: Integrazione corrispettivi Società di Revisione

FAVOREVOLI

Badge	Ragione Sociale	Proprio	Delega	Totale
**D	APL RB EQ DEV MIRA		1.110	1.110
**D	PFI DIV REAL ASSET FUND MACQUARIE		305.852	305.852
**D	DEUTSCHE XTRKS MSCI EURO CCYHGD		73.703	73.703
**D	ARC RB EQ DEV KAITOS		505	505
**D	MI FONDS K12 SPK		25.801	25.801
**D	SBSA GEPF BLACKROCK EQUITY		56.158	56.158
**D	KC1F COLONIAL 1ST ST GL		119.663	119.663
**D	DEUTSCHE XTRKS MSCI EAFE CCYHGD		175.093	175.093
**D	DVHF DIV RSK HI DIV GL EQ		844	844
**D	PGTF DR NON US EQUITY GT		7.268	7.268
**D	ASV RB EQ DEV MENKAR		1.241	1.241
**D	ABN AMRO PF UBS RAFI 1000		27.080	27.080
**D	ABN AMRO PF UBS MINVAR		304.093	304.093
**D	ABN AMRO PF IPM RAFI 1000		25.404	25.404
**D	ABN AMRO PF BR MINVAR		311.260	311.260
**D	DBX FTSE DEV EX US COMP FACTOR		757	757
**D	SPARTAN INTL INDEX		674.059	674.059
**D	CITIGROUP PENSION PLAN		98.825	98.825
**D	CP2F LAZARD INFRASTRUCTURE		66.014	66.014
**D	DREYFUS GLOBAL EQUITY INCOME FUND		136.870	136.870
**D	DREYFUS INTERNATIONAL STOCK INDEX FUND		18.448	18.448
**D	FIRE AND POLICE PENSION ASSOCIATION OF COLORADO		8.699	8.699
**D	FPCF SSGA EDHEC		2.991	2.991
**D	FXPF LAZARD INFRASTRUCTURE		400.863	400.863
**D	SHELL PENSION TRUST		14.928	14.928
**D	SHELL PENSION TRUST		4.914	4.914
**D	WF AND CO CASH PLN EVERGN INV 1		42.597	42.597
**D	WF AUTO CLUB INSURANCE ASSOCIATION		26.186	26.186
**D	SLI GLOBAL ABSOLUTE RET STRATEGIES		698.881	698.881
**D	ATIVO CAPITAL		9.200	9.200
**D	THE EUROPEAN CENTRAL BANK		16.110	16.110
**D	VIRTUS TOTAL RETURN FUND INC		341.484	341.484
**D	BLACKROCK ACWI USIMI		134.084	134.084
**D	UFJF MCM MSCI WORLD FD		6.149	6.149
**D	DIOCESE OF VENICE PENSION PLAN AND TRUST		1.541	1.541
**D	MCIC VERMONT A RECIPROCAL RISK RETENTION GROUP		6.554	6.554
**D	PITTSBURGH THEOLOGICAL SEMINARY OF THE PRESBYTERIAN CHURCH		1.553	1.553
**D	PUBLIC EMPLOYEE RETIREMENT SYSTEM OF IDAHO		22.600	22.600
**D	CE8F LEIA ATIVO IE		6.800	6.800
**D	NSNF PARA EAFE MONTI		2.674	2.674
**D	NSNF PARA EAFE PI 1		2.206	2.206
**D	NSNF PARA EAFE PI 2		1.278	1.278
**D	VANGUARD INTL HIGH DIV YLD INDEX FD		55.065	55.065



Assemblea Ordinaria del 20 aprile 2018

LISTA ESITO DELLE VOTAZIONE

Oggetto: Integrazione corrispettivi Società di Revisione

FAVOREVOLI

Badge	Ragione Sociale	Proprio	Delega	Totale
**D	PDBF NUVEEN		135.357	135.357
**D	PG AND E CORPORATION RETIREMENT MASTER TRUST		234.383	234.383
**D	PGEF PG E QUALIFIED PANAGORA EAFE		11.077	11.077
**D	PGQF FIRST STATE		26.458	26.458
**D	CZ AANDELEN SSGA		4.546	4.546
**D	CENTRAL STATES SOUTHEAST AND SOUTHWEST AREAS PENSION FUND		190.965	190.965
**D	NBK UBS EQ		6.177	6.177
**D	AZL INTERNATIONAL INDEX FUND		58.354	58.354
**D	AZL BLACKROCK GLOBAL ALLOCATION FUND		24	24
**D	BGF EURO MKTS FD EURO EQUITY PF	2.533.097	2.533.097	2.533.097
**D	BGF EUROPEAN VALUE FD	2.054.799	2.054.799	2.054.799
**D	BGF EUROPEAN SPECIAL SITUATIONS FUND	835.444	835.444	835.444
**D	BGF EUROPEAN FOCUS FD EURO EQ FD	847.292	847.292	847.292
**D	BGF EUROPEAN FUND	1.127.128	1.127.128	1.127.128
**D	BGF CONT EURO FLEXIBLE FD EURO EQFD	3.041.919	3.041.919	3.041.919
**D	DEUTSCHE XTRK MSCI STH EUR HDG ETF	238	238	238
**D	BNYMTCIL FT GBL ALPHADEX UCITS ETF	734	734	734
**D	COUNTY EMPLOYEES ANNUITY AND BENEFIT FUND OF COOK COUNTY	17.500	17.500	17.500
**D	US BK AK STEEL CORP MSTR PEN TR AT	34.771	34.771	34.771
**D	US BK BROOKFIELD GLB LST INF IN FD	224.300	224.300	224.300
**D	USBK BROOKFIELD GBL LIS INFRAS FD	129.900	129.900	129.900
**D	USBK FRONTEGRA MFG CORE INFRASFD	377.720	377.720	377.720
**D	USBK AMERICAN HEART ASSOCIATION INC	556	556	556
**D	LAWRENCE LIVERMORE NATIONAL SECURITY LLC AND LOS ALAMOS NATIONAL SECURITY LLC DEFINED BENEFIT BENEFIT PLANGROUP TRUST	5.739	5.739	5.739
**D	CYBF ATIVO CAPITAL MGMT		10.500	10.500
**D	AP7 EQUITY FUND		470.675	470.675
**D	ALASKA PERMANENT FUND CORPORATION		41.370	41.370
**D	ALASKA PERMANENT FUND CORPORATION		457.069	457.069
**D	ALASKA PERMANENT FUND CORPORATION		18.720	18.720
**D	VIRGINIA RETIREMENT SYSTEM		226.011	226.011
**D	MIDDLETOWN WORKS HOURLY AND SALARIED UNION RETIREES HEALTH CARE FUND		1.859	1.859
**D	CPA COP PSERS PSERS ACWI X US INDEX		64.608	64.608
**D	IN8 COP TREAS PWP RHUMBLINE MSCI		2.262	2.262
**D	LOUISIANA STATE ERS MSCI EXUS INDEX		9.521	9.521
**D	NEW YORK MELLON CAPITAL INDEX		137.096	137.096
**D	NEW YORK MELLON CAPITAL INDEX		26.638	26.638
**D	NEW YORK MELLON CAPITAL INDEX		111.964	111.964
**D	ALASKA PERMANENT FUND CORPORATION		5.256	5.256
**D	ALASKA PERMANENT FUND CORPORATION		2.633	2.633
**D	ALASKA PERMANENT FUND CORPORATION		2.297	2.297
**D	ALASKA PERMANENT FUND CORPORATION		4.418	4.418
**D	ALASKA PERMANENT FUND CORPORATION		20.781	20.781



Azionisti: 1.299 Teste: 23
 Azionisti in proprio: 15 Azionisti in delega: 1.284

Assemblea Ordinaria del 20 aprile 2018

LISTA ESITO DELLE VOTAZIONE

Oggetto: Integrazione corrispettivi Società di Revisione

FAVOREVOLI


Badge	Ragione Sociale	Proprio	Delega	Totale
**D	BLL AQUIL LIFGLO3000 FMEN WHT INDFD		19.232	19.232
**D	BNYMTD BLK EURO DYNAMIC FD		2.480.331	2.480.331
**D	BNYMTD BLK CONTINENTAL EURO INC		259.903	259.903
**D	BNYMTD BLK CONT EUR EQ TRCK FD INV		310.452	310.452
**D	BNYMTD BLK DYN DVSD GR PFFD ASSTALL		6.100	6.100
**D	FLORIDA RETIREMENT SYSTEM		52.803	52.803
**D	BLACKROCK WORLD EX FLORIDA RET SYS		120.063	120.063
**D	PENSION RESERVES INVESTMENT TRUST FUND		118.379	118.379
**D	BELL ATLANTIC MASTER TRUST		38.096	38.096
**D	VOYA INTERNATIONAL CORE FUND		5.073	5.073
**D	AUTO CLUB INSURANCE ASSOCIATION		109.658	109.658
**D	INDIANA PUBLIC RETIREMENT SYSTEM		25.864	25.864
**D	MERCY INVESTMENT SERVICES INC		4.438	4.438
**D	THE STATE OF CONNECTICUT ACTING THROUGH ITS TREASURER		68.711	68.711
**D	THE STATE OF CONNECTICUT ACTING THROUGH ITS TREASURER		12.800	12.800
**D	SOUTH CAROLINA RETIREMENT SYSTEMS.GROUP TRUST		22.363	22.363
**D	UPS GROUP TRUST		59.614	59.614
**D	INTERNATIONAL BANK FOR RECONSTRUCTION AND DEVELOPMENT		16.601	16.601
**D	PRUDENTIAL INVESTMENT PORTFOLIO 2 PRUDENTIAL QMA INTL DEVELOPED MRKTS INDEX FUND		1.120	1.120
**D	CENTRAL STATES SOUTHEAST AND SOUTHWEST AREAS PENSION FUND		18.422	18.422
**D	IOWA PUBLIC EMPLOYEES RETIREMENT SYSTEM		5.235	5.235
**D	FGT FRK GLOBAL LSTD INFRASTRUCT FD		86.920	86.920
**D	BANK OF AMERICAOMNIBUS		1.200	1.200
**D	SEI GLOBAL INVESTMENTS FUND		2.849	2.849
**D	SEI GLOBAL MASTER FUND PLC		5.862	5.862
**D	TRUST AND CUSTODY SERVICES		319.601	319.601
**D	KOKUSAI EQUITY INDEX FUND		8.393	8.393
**D	CONSULTING GROUP CAPITAL		11.311	11.311
**D	SG ACTIONS EUROPE MULTIGESTION		2.565	2.565
**D	CNS GLOBAL LIST INFRASTRUCTURE		86.843	86.843
**D	OFI MARKET NEUTRAL EQUITY		22.989	22.989
**D	ETOILE ACTIONS RENDEMENT		102.552	102.552
**D	BLACKROCK EUROFUND		129.500	129.500
**D	ETOILE INDUSTRIE EUROPE		21.006	21.006
**D	BLACKROCK GLOBAL ALLOCATION		2.287	2.287
**D	OFI AM		26.511	26.511
**D	MAAF ASSURANCES SA		213.864	213.864
**D	BLACKROCK GLOBAL ALLOCATION VI		633	633
**D	TRUST CUSTODY SERVICES BANK		195.807	195.807
**D	PROTEC BTP		4.704	4.704
**D	TRUST AND CUDTODY SERVICES		46.300	46.300
**D	AMUNDI FUNDS II-PIONEER FLEX.		56.714	56.714
**D	BROWN BROTHERS HARRIMAN		8.130	8.130

Assemblea Ordinaria del 20 aprile 2018

LISTA ESITO DELLE VOTAZIONE
 Oggetto: Integrazione corrispettivi Società di Revisione

FAVOREVOLI

Badge	Ragione Sociale	Proprio	Delega	Totale
**D	AMUNDI SOLUZIONI IT- PROG. CED		107.330	107.330
**D	SHINKO GLOBAL INFRASTRUCTURE		69.660	69.660
**D	NUVEEN GLOBAL INVESTORS FUND		62.091	62.091
**D	AEGON CUSTODY B.V		109.118	109.118
**D	AHL ALPHA MASTER LIMITED C/O CITCO TRUSTEES (CAYMAN) LIMITED		7.193	7.193
**D	AHL DIRECTIONAL EQUITIES MASTER LIMITED		14.604	14.604
**D	AHL EVOLUTION LTD SHARMAINE BERKELEY ARGONAUT LTD		166.771	166.771
**D	AHL GENESIS 2 LIMITED C/O MAPLES CORPORATE SERVICES LIMITED		18.273	18.273
**D	AHL GENESIS LIMITED		10.380	10.380
**D	AQR DELTA SAPPHIRE FUND LP		650	650
**D	ATLAS ENHANCED MASTER FUND LTD		31.933	31.933
**D	ATLAS MASTER FUND LTD.		6.047	6.047
**D	BERESFORD FUNDS PLC		88.836	88.836
**D	BLACKROCK EUROPEAN MASTER HEDGE FUND		1.729.735	1.729.735
**D	CBOSC ATF CW BK GRP SUP WGSS08		8.520	8.520
**D	CBOSC-CBGS-WGSS07		2.417	2.417
**D	CFSIL - COLONIAL FIRST STATE GLOBAL ASSET MANAGEMENT MULTI SECTOR TRUST 1		61	61
**D	CFSIL RE COLONIAL FIRST STATE INVESTMENT FUND 10		3.513	3.513
**D	CITIBANK INTERNATIONAL PLC AS TRUSTEE CITIBANK INT.PL		1.689.842	1.689.842
**D	CLINTON EQUITY STRATEGIES MASTER FUND LTD		1.065	1.065
**D	COLONIAL FIRST STATE INVESTMENTS LIMITED.		39.247	39.247
**D	COLONIAL FIRST STATE INVESTMENTS LIMITED.		652.162	652.162
**D	COMMONWEALTH GLOBAL INFRASTRUCTURE SECURITIES FUND 1		342.681	342.681
**D	FIDANTE PARTNERS LIMITED		192.670	192.670
**D	GOTHAM CAPITAL V LLC		142	142
**D	GOVERNMENT OF SINGAPORE		1.280.572	1.280.572
**D	HOSTPLUS POOLED SUPERANNUATION TRUST		5.452	5.452
**D	INTERNATIONAL EQUITIES FUND		4.440	4.440
**D	IRISH LIFE ASSURANCE.		223.525	223.525
**D	IRISH LIFE ASSURANCE PLC		73.029	73.029
**D	JOHN HANCOCK FUNDS II GLOBAL ABSOLUTE RETURN STRATEGIES FUND		307.264	307.264
**D	JOHN HANCOCK FUNDS II INTERNATIONAL STRATEGIC EQUITY ALLOCATION FUND		105.015	105.015
**D	LEGAL AND GENERAL		10.571	10.571
**D	LEGAL AND GENERAL COLLECTIVE INVESTMENT TRUST.		428.070	428.070
**D	MACQUARIE INVESTMENT MANAGEMENT LIMITED		351.875	351.875
**D	MACQUARIE MULTI FACTOR FUND		5.053	5.053
**D	MACQUARIE TRUE INDEX GLOBAL INFRASECURITIES FUND		325.320	325.320
**D	MEDICAL ASSURANCE SOCIETY NEW ZEALAND LIMITED		4.621	4.621
**D	MONEY AUTHORITY OF SINGAPORE		262.599	262.599
**D	NEUBUS NOMINEES LIMITED INVESTORS WHOLESAL		19.422	19.422
**D	NUMERIC MULTI STRATEGY MARKET NEUTRAL LEVERED OFFSHORE FUND LIMITED		1.110	1.110
**D	NUMERIC SOCIALLY AWARE MULTI STRATEGY FUND LTD		640	640
**D	PINEBRIDGE FUND SERIES PINEBRIDGE EUROPE EQUITY FUND		91.990	91.990



Assemblea Ordinaria del 20 aprile 2018

LISTA ESITO DELLE VOTAZIONE

Oggetto: Integrazione corrispettivi Società di Revisione

FAVOREVOLI

Badge	Ragione Sociale	Proprio	Delega	Totale
**D	REDWOOD POINT ORION MASTER FUND LTD - INTL EQUITY SLEEVE		3.580	3.580
**D	ROBECO UMBRELLA FUND I N.V		2.663	2.663
**D	SDA INTL EQUITY INDEX FD-WORLD		12.708	12.708
**D	SIEFORE BANAMEX BASICA 2 SA DE CV		52.201	52.201
**D	SIEFORE BANAMEX BASICA 3, SA DEC.V		73.027	73.027
**D	SIEFORE BANAMEX BASICA 4-SA DE CV.		135.910	135.910
**D	STICHTING PGGM DEPOSITARY		613.943	613.943
**D	THE NOMURA TRUST AND BANKING CO. LTD		10.197	10.197
**D	TWO SIGMA ABSOLUTE RETURN PORTFOLIO LLC CORPORATION SERV.COMP.2		17	17
**D	VICTORY CEMP MARKET NEUTRAL INCOME FUND		2.747	2.747
**D	VICTORYSHARES DEVELOPED ENHANCED VOLATILITY WTD INDEX ETF		11.639	11.639
**D	VICTORYSHARES INTERNATIONAL HIGHDIV VOLATILITY WTD INDEX ETF		13.301	13.301
**D	VICTORYSHARES INTERNATIONAL VOLATILITY WTD INDEX ETF		1.480	1.480
**D	ZURICH LIFE ASSURANCE PLC		103.670	103.670
**D	CROWN MANAGED ACCOUNTS SPC ACTING FOR AND ON BEHALF OF CROWN/OCEANWOOD SEGREGATED PORTFOLIO		3.992	3.992
**D	OCEANWOOD OPPORTUNITIES MASTER FUN C/O MAPLES CORPORATE SERVICES LIMITED		45.350	45.350
**D	UBS (LUX) EQUITY SICAV		101.670	101.670
**D	UBS GLOBAL SOLUTIONS - GLOBAL EQUITIES EUR		4.854	4.854
**D	UBS GLOBAL SOLUTIONS - GLOBAL EQUITIES II EUR		8.211	8.211
**D	UBS (LUX) EQUITY SICAV EURO COUNTRIES INCOME		50.487	50.487
**D	UBS (LUX) STRATEGY SICAV SAP DEFENSIVE (USD)		4.556	4.556
**D	UBS (LUX) STRATEGY SICAV SAP MEDIUM (USD)		10.722	10.722
**D	UBS (LUX) STRATEGY SICAV SAP DYNAMIC (USD)		3.776	3.776
**D	UBS FUND MANAGEMENT(LUXEMBOURG) SA		29.584	29.584
**D	UBS (LUX) SICAV 1		805	805
**D	UBS FUND MANAGEMENT (SWITZERLAND) AG.		313.170	313.170
**D	NORGES BANK		297.965	297.965
**D	UBS (LUX) STRATEGY XTRA SICAV		1.540	1.540
**D	MLC INVESTMENTS, MLC LIMITED		29.512	29.512
**D	VICTORIAN SUPERANNUATION FUND		566.013	566.013
**D	RETURN TO WORK CORPORATION OF SOUTH AUSTRALIA		110.187	110.187
**D	ENERGY SUPER		72.531	72.531
**D	GOVERNMENT OF NORWAY		8.959.457	8.959.457
**D	VISION POOLED SUPERANNUATION TRUST		25.775	25.775
**D	CITY OF SAN JOSE POLICE & FIRE DEPARTMENT RETIREMENT PLAN		45.325	45.325
**D	LEGG MASON DEVELOPED EX-US DIVERSIFIED CORE ETF		645	645
**D	LEGG MASON GLOBAL INFRASTRUCTURE ETF		29.288	29.288
**D	STATE FARM VARIABLE PRODUCT TRUST, INTERNATIONAL EQ INDEX F		10.158	10.158
**D	TEACHERS' RETIREMENT SYSTEM OF THE STATE OF ILLINOIS		17.059	17.059
**D	BEAUMONT HEALTH POOLED INVESTMENT PARTNERSHIP		440	440
**D	BEAUMONT HEALTH MASTER RETIREMENT TRUST		3.420	3.420
**D	BEAUMONT HEALTH		3.835	3.835
**D	KAISER PERMANENTE GROUP TRUST		368.144	368.144

Pagina 26

Azionisti: 1.299 Teste: 23
 Azionisti in proprio: 15 Azionisti in delega: 1.284

Assemblea Ordinaria del 20 aprile 2018

LISTA ESITO DELLE VOTAZIONE


Oggetto: Integrazione corrispettivi Società di Revisione

FAVOREVOLI

Badge	Ragione Sociale	Proprio	Delega	Totale
**D	KAISER PERMANENTE GROUP TRUST		239.913	239.913
**D	KAISER PERMANENTE GROUP TRUST		662.840	662.840
**D	HIRTLE CALLAGHAN TRUST INTERNATIONAL EQUITY PORTFOLIO		34.489	34.489
**D	HC CAPITAL TRUST- THE INSTITUTIONAL INTERNATIONAL EQUITY PTF		77.683	77.683
**D	HC CAPITAL TRUST - THE ESG GROWTH PORTFOLIO		4.744	4.744
**D	HC CAPITAL TRUST- THE CATHOLIC SRI GROWTH PORTFOLIO		866	866
**D	KAISER FOUNDATION HOSPITALS		602.798	602.798
**D	KAISER FOUNDATION HEALTH PLAN INC		279.078	279.078
**D	BRUNEI INVESTMENT AGENCY		20.502	20.502
**D	LAUDUS INTERNATIONAL MARKETMASTERS FUND		1.884	1.884
**D	SCHWAB INTERNATIONAL EQUITY ETF		465.440	465.440
**D	SCHWAB FUNDAMENTAL INTERNATIONAL LARGE COMPANY ETF		80.703	80.703
**D	JOHN HANCOCK VAR INS TRUST STRATEGIC EQUITY ALLOCATION TRUST		106.640	106.640
**D	JOHN HANCOCK FUNDS II STRATEGIC EQUITY ALLOCATION FUND		170.485	170.485
**D	BMO DISCIPLINED INTERNATIONAL EQUITY FUND		6.953	6.953
**D	LAZARD GLOBAL LISTED INFRASTRUCTURE PORTFOLIO		12.550.495	12.550.495
**D	LAZARD REAL ASSETS AND PRICING OPPORTUNITIES PORTFOLIO		4.029	4.029
**D	LAZARD EQUITY FRANCHISE PORTFOLIO		10.556	10.556
**D	COHEN + STEERS INFRASTRUCTURE FUND, INC.		1.335.023	1.335.023
**D	MFS DEVELOPMENT FUNDS, LLC		3.179	3.179
**D	GOLDMAN SACHS TRST II-GOLDMAN SACHS MULTI-MNGR GLOBAL EQT FUND		2.081	2.081
**D	GOLDMAN SACHS TRUST- GOLDMAN SACHS GLOBAL MANAGED BETA FUND		1.424	1.424
**D	GOLDMAN SACHS TRUST - GOLDMAN SACHS GLOBAL INFRASTRUCTURE FUND		185.721	185.721
**D	INTERNATIONAL MONETARY FUND		8.812	8.812
**D	JOHN HANCOCK LIFE AND HEALTH INSURANCE COMPANY		23.516	23.516
**D	METROPOLITAN LIFE INSURANCE COMPANY		14.131	14.131
**D	THORNBURG INVESTMENT INCOME BUILDER FUND		9.804.878	9.804.878
**D	AMERICAN BUREAU OF SHIPPING		310	310
**D	STRATEGIC ACTIVE TRADING FUNDS PLC		6.859	6.859
**D	AMERICAN CENTURY QUANTITATIVE EQUITY FUNDS, INC. INT CORE EQ		2.155	2.155
**D	AXA IM SMART MATCHING SOLUTIONS PUBLIC LIMITED COMPANY		3.900	3.900
**D	ALPS INTERNATIONAL SECTOR DIVIDEND DOGS ETF		198.298	198.298
**D	ALPINE GLOBAL INFRASTRUCTURE FUND		73.700	73.700
**D	ANIMA FUNDS PLC		2.022	2.022
**D	AQR FUNDS - AQR ALTERNATIVE RISK PREMIA FUND		2.485	2.485
**D	AQR INTERNATIONAL EQUITY EDGE FUND, L.P.		51	51
**D	AXA INVESTMENT MANAGERS DEUTSCHLAND GMBH FOR AXA EUROPA		20.400	20.400
**D	AXA ROSENBERG EQUITY ALPHA TRUST		152.400	152.400
**D	AXA INVESTMENT MANAGERS DEUTSCHLAND GMBH FOR AXA EUROPA		65.400	65.400
**D	AXA ROSENBERG EQUITY ALPHA TRUST		372.945	372.945
**D	ALASKA RETIREMENT AND BENEFITS PLANS		49.367	49.367
**D	ALASKA RETIREMENT AND BENEFITS PLANS		2.936	2.936
**D	ALPINE GLOBAL INFRASTRUCTURE FUND		7.842	7.842
**D	THE WALT DISNEY COMPANY RETIREMENT PLAN MASTER TRUST			
**D	THE WALT DISNEY COMPANY RETIREMENT PLAN MASTER TRUST			

Pagina 27

Azionisti in propria mano 1.299 Teste: 23
 Azionisti in delega 15 Azionisti in delega: 1.284



Assemblea Ordinaria del 20 aprile 2018

LISTA ESITO DELLE VOTAZIONE

Oggetto: Integrazione corrispettivi Società di Revisione

FAVOREVOLI

Badge	Ragione Sociale	Proprio	Delega	Totale
**D	BROOKFIELD REAL ASSETS HYBRID MASTER FUND L.P		11.700	11.700
**D	SIEFORE XXI BANORTE CONS, SOC ANON DE CAPITAL VARIABLE		418.008	418.008
**D	UAW RETIREE MEDICAL BENEFITS TRUST		142.016	142.016
**D	CALVERT VP EAFE INTERNATIONAL INDEX PORTFOLIO		4.209	4.209
**D	CALVERT RESP INX SRS, INC.-CLVRT DVD MRKTS EX-U.S. RSP INX FD		3.105	3.105
**D	CAISSE DE DEPOT ET PLACEMENT DU QUEBEC		315.258	315.258
**D	THE REGENTS OF THE UNIVERSITY OF CALIFORNIA		286.164	286.164
**D	VALIC COMPANY I - GLOBAL SOCIAL AWARENESS FUND		7.576	7.576
**D	FIDELITY GLOBAL ASSET ALLOCATION FUND		45.887	45.887
**D	SAN JOSE FEDERATED RETIREE HEALTH CARE TRUST FUND		5.064	5.064
**D	SAN JOSE POLICE AND FIRE RETIREE HEALTH CARE TRUST FUND		952	952
**D	PARAMETRIC INTERNATIONAL EQUITY FUND		11.722	11.722
**D	FIS CALBEAR FUND, LLC		84.034	84.034
**D	FRANKLIN TEMPLETON ETF TRUST - FRANKLIN FTSE EUROPE ETF		5.901	5.901
**D	FRANKLIN TEMPLETON ETF TRUST - FRANKLIN FTSE ITALY ETF		3.034	3.034
**D	FRANKLIN TEMPLETON ETF TRUST - FRANKLIN FTSE EUROPE HEDGED ETF		1.855	1.855
**D	TAX - MANAGED INTERNATIONAL EQUITY PORTFOLIO		4.194	4.194
**D	BENEFIT TRUST COMPANY		18.000	18.000
**D	ROCHE U.S. RETIREMENT PLANS MASTER TRUST		196.736	196.736
**D	BROOKFIELD GLOBAL REAL ASSET FUND		10.000	10.000
**D	LAZARD GLOBAL INFRASTRUCTURE FUND		707.475	707.475
**D	STATE FARM MUTUAL FUND TRUST, INTERNATIONAL INDEX FUND		8.677	8.677
**D	MASSMUTUAL SELECT BLACKROCK GLOBAL ALLOCATION FUND		36	36
**D	LAZARD GLOBAL LISTED INFRASTRUCTURE (CANADA) FUND		1.539.612	1.539.612
**D	TRANSAMERICA BLACKROCK GLOBAL ALLOCATION VP		116	116
**D	MM SELECT EQUITY ASSET FUND		8.200	8.200
**D	MM MSCI EAFE INTERNATIONAL INDEX FUND		6.965	6.965
**D	JANUS HENDERSON SG GLOBAL QUALITY INCOME ETF		3.009	3.009
**D	JANUS CAPITAL MANAGEMENT LLC		1	1
**D	JNL/MELLON CAPITAL MSCI WORLD INDEX FUND		4.118	4.118
**D	INTECH GLOBAL ALL COUNTRY ENHANCED INDEX FUND LLC		467	467
**D	SEASONS SERIES TRUST SA MULTI-MANAGED INT EQUITY PTF		5.912	5.912
**D	SUNAMERICA SERIES TRUST SA BLACKROCK VCP GLO MUL ASSET PTF		23.423	23.423
**D	DEUTSCHE EAFE EQUITY INDEX FUND		1.600	1.600
**D	INVESCO GLOBAL INFRASTRUCTURE FUND		11.286	11.286
**D	CAYMAN ISLANDS CHAMBER OF COMMERCE PENSION FUND		3.546	3.546
**D	RHUMBLINE INTERNATIONAL POOLED INDEX TRUST		5.852	5.852
**D	LAZARD GLOBAL INVESTMENT FUNDS PUBLIC LIMITED COMPANY		4.784	4.784
**D	MARYLAND STATE RETIREMENT & PENSION SYSTEM		34.898	34.898
**D	THE PRUDENTIAL INSURANCE COMPANY OF AMERICA		37.368	37.368
**D	PRUDENTIAL TRUST CO MASTER COMMINGLED INV F FOR TAX EXEMPT TR		28.499	28.499
**D	MDPIM INTERNATIONAL EQUITY INDEX POOL		3.127	3.127
**D	MERCER QIF CCF		55.720	55.720

Assemblea Ordinaria del 20 aprile 2018

LISTA ESITO DELLE VOTAZIONE


Oggetto: Integrazione corrispettivi Società di Revisione

FAVOREVOLI

Badge	Ragione Sociale	Proprio	Delega	Totale
**D	MGI FUNDS PLC		32.901	32.901
**D	MORGAN STANLEY INST FUND INC. GLOBAL INFRASTRUCTURE PORTFOLIO		277.522	277.522
**D	MORGAN STANLEY INST FUND, INC. - GLOBAL ADVANTAGE PTF		8.078	8.078
**D	MORGAN STANLEY INSTITUTIONAL FUND INC MULTI- ASSET PORTFOLIO		16.493	16.493
**D	GTAA PANTHER FUND L.P		13.124	13.124
**D	MGI FUNDS PLC		274.467	274.467
**D	MGI FUNDS PLC		223.821	223.821
**D	MORGAN STANLEY INSTITUTIONAL FUND TR- GL MULTI-ASSET INC PTF		1.767	1.767
**D	MERCER QIF CCF		453.367	453.367
**D	MET INVESTORS SERIES TRUST- PANAGORA GLO DIVERSIFIED RISK PTF		929	929
**D	HARTFORD LIFE INSURANCE COMPANY		3.540	3.540
**D	NORTHROP GRUMMAN PENSION MASTER TRUST		372.922	372.922
**D	SENTRY INFRASTRUCTURE FUND		339.700	339.700
**D	SENTRY ALTERNATIVE ASSET INCOME FUND		10.725	10.725
**D	SENTRY GLOBAL INFRASTRUCTURE PRIVATE TRUST		29.793	29.793
**D	PIMCO EQUITY SERIES:PIMCO RAFI DYNAMIC MULTI-FACTOR INT EQ ETF		650	650
**D	PRINCIPAL EXCHANGE-TRADED FDS-PRINC INT MULTI-FACTOR INDEX ETF		2.304	2.304
**D	PRINCIPAL DIVERSIFIED REAL ASSET CIT		98.616	98.616
**D	ALASKA COMMON TRUST FUND		12.876	12.876
**D	FEDERATED CITY EMPLOYEES RETIREMENT SYSTEM		28.331	28.331
**D	BANK OF KOREA		21.271	21.271
**D	SCOTIA PRIVATE GLOBAL INFRASTRUCTURE POOL		223.149	223.149
**D	GAM INVESTMENT MANAGEMENT (SWITZERLAND) AG		23.349	23.349
**D	STANDARD LIFE INV GLO ABS RETURN STRAT MASTER FUND LTD.		264.827	264.827
**D	THE WORKERS` COMPENSATION BOARD		755.016	755.016
**D	GAM INV MGMT (SWITZ) AG ON BEHALF OF SWIF EUROPE EQUITY INDEX		916	916
**D	SIR DAVID TRENCH FUND FOR RECREATION		318	318
**D	CALIFORNIA PUBLIC EMPLOYEES RETIREMENT SYSTEM		1.021.066	1.021.066
**D	AMERICAN BAR ASSOCIATION MEMBERS/MTC COLLECTIVE TRUST		91.917	91.917
**D	ROMAN CATHOLIC BISHOP OF SPRINGFIELD A CORPORATION SOLE		258	258
**D	DELTASHARES S+P INTERNATIONAL MANAGED RISK ETF		7.029	7.029
**D	TEACHER RETIREMENT SYSTEM OF TEXAS		229.579	229.579
**D	PINEBRIDGE GLOBAL FUNDS		17.793	17.793
**D	METZLER ASSET MANAGEMENT GMBH FOR MI-FONDS 415		50.000	50.000
**D	UBS (IRL) ETF PLC		3.851	3.851
**D	VANGUARD FTSE DEVELOPED EUROPE ALL CAP INDEX ETF		11.343	11.343
**D	VANGUARD FTSE DEVELOPED ALL CAP EX NORTH AMERICA INDEX ETF		12.404	12.404
**D	VANGUARD DEVEL ALL-CAP EX NORTH AMERICA EQT IND POOLED FUND		716	716
**D	VANGUARD GLOBAL MOMENTUM FACTOR ETF		160	160
**D	VANGUARD INVESTMENTS II COMMON CONTRACTUAL FUND		35.021	35.021
**D	VANGUARD INVESTMENTS COMMON CONTRACTUAL FUND		49.778	49.778
**D	VANGUARD FTSE DEVELOPED EUROPE INDEX ETF		1.572	1.572
**D	VANGUARD INVESTMENTS FUNDS PLC		30.943	30.943

Pagina 29

Aziomani: 1.299 Teste: 23
 Azionisti di proprio: 15 Azionisti in delega: 1.284



Assemblea Ordinaria del 20 aprile 2018

LISTA ESITO DELLE VOTAZIONE

Oggetto: Integrazione corrispettivi Società di Revisione

FAVOREVOLI

Badge	Ragione Sociale	Proprio	Delega	Totale
**D	WELLS FARGO BK DECL OF TR EST INV FUNDS FOR EMPLOYEE BEN TR		56.469	56.469
**D	WELLS FARGO MASTER TRUST-WELLS FRGO FACTR ENHANCED INT PRIFLIO		43.072	43.072
**D	WISDOMTREE ISSUER PUBLIC LIMITED COMPANY		10.272	10.272
**D	WILMINGTON TRUST NATIONAL ASSOCIATION		4.010	4.010
**D	DIVERSIFIED MARKETS (2010) POOLED FUND TRUST		8.137	8.137
**D	WSIB INVESTMENTS (PUBLIC EQUITIES) POOLED FUND TRUST		5.024	5.024
**D	WISDOMTREE DYNAMIC CURRENCY HEDGED EUROPE EQUITY FUND		2.852	2.852
**D	WISDOMTREE DYNAMIC CURRENCY HEDGED INTRNL EQUITY FUND		27.787	27.787
**D	WISDOMTREE INTERNATIONAL HIGH DIVIDEND FUND		32.362	32.362
**D	WISDOMTREE INTERNATIONAL EQUITY FUND		59.489	59.489
**D	WISDOMTREE GLOBAL HIGH DIVIDEND FUND		3.532	3.532
**D	WISDOMTREE INTERNATIONAL DIVIDEND EX-FINANCIALS FUND		72.095	72.095
**D	WISDOMTREE INTERNATIONAL LARGE CAP DIVIDEND FUND		36.534	36.534
**D	WISDOMTREE EUROPE LOCAL RECOVERY FUND		4.002	4.002
**D	NEW YORK STATE TEACHERS RETIREMENT SYSTEM		17.906	17.906
**D	NEW YORK STATE TEACHERS RETIREMENT SYSTEM		7.060	7.060
**D	PENSIOENFONDS METAAL OEF		32.649	32.649
**D	PRUDENTIAL RETIREMENT INSURANCE & ANNUITY COMPANY		10.003	10.003
**D	VAILSBURG FUND LLC		15.930	15.930
**D	MANULIFE ASSET MANAGEMENT INTERNATIONAL EQUITY INDEX POOLED F		14.968	14.968
**D	GAM INV MGT(SWI)AG OBO ZUR INV IN FDS-ZIF AKTIEN EUROPA PASSIV		17.825	17.825
**D	GAM INV MGMT(SWITZ)AG OBO ZURICH INVEST INSTITUTIONAL FUNDS		474.028	474.028
**D	AXA WORLD FUNDS		204.500	204.500
**D	BLACKROCK STRATEGIC FUNDS		144.767	144.767
**D	BLACKROCK GLOBAL INDEX FUNDS		15.023	15.023
**D	GOLDMAN SACHS FUNDS		14.581	14.581
**D	GOLDMAN SACHS FUNDS II		192.984	192.984
**D	MULTIPARTNER SICAV		46.000	46.000
**D	SGKB (LUX) FUND		1.317	1.317
**D	UBS ETF		694.911	694.911
**D	ISHARES MSCI ACWI ETF		136.072	136.072
**D	ISHARES MSCI ACWI EX US ETF		51.040	51.040
**D	ISHARES EUROPE ETF		144.087	144.087
**D	ISHARES MSCI EAFE GROWTH ETF		114.364	114.364
**D	ISHARES MSCI EAFE ETF		2.362.381	2.362.381
**D	ISHARES MSCI EAFE VALUE ETF		184.626	184.626
**D	ISHARES GLOBAL INDUSTRIALS ETF		27.303	27.303
**D	ISHARES MSCI EUROZONE ETF		1.276.812	1.276.812
**D	ISHARES MSCI ITALY CAPPED ETF		969.487	969.487
**D	ISHARES MSCI KOKUSAI ETF		1.845	1.845
**D	ISHARES GLOBAL INFRASTRUCTURE ETF		3.521.707	3.521.707
**D	ISHARES MSCI DEVELOPED WORLD INDEX FUND		9.240	9.240
**D	BLACKROCK INST TRUST CO NA INV FUNDSFOR EMPLOYEE BENEFIT TR		3.458.790	3.458.790

Pagina 30

Azionisti: 1.299 Teste: 23
 Azionisti in proprio: 15 Azionisti in delega: 1.284

Assemblea Ordinaria del 20 aprile 2018

LISTA ESITO DELLE VOTAZIONE
 Oggetto: Integrazione corrispettivi Società di Revisione

FAVOREVOLI

Badge	Ragione Sociale	Proprio	Delega	Totale
**D	ISHARES CORE MSCI EAFE ETF		1.493.834	1.493.834
**D	ISHARES CORE MSCI TOTAL INTERNATIONAL STOCK ETF		169.778	169.778
**D	ISHARES CORE MSCI INTERNATIONAL DEVELOPED MARKETS ETF		21.670	21.670
**D	ISHARES MSCI WORLD ETF		7.564	7.564
**D	ISHARES CORE MSCI EAFE IMI INDEX ETF		37.690	37.690
**D	ISHARES MSCI EUROPE IMI INDEX ETF		12.414	12.414
**D	ISHARES MSCI ACWI LOW CARBON TARGET ETF		12.150	12.150
**D	ISHARES CORE MSCI EUROPE ETF		113.350	113.350
**D	ISHARES EDGE MSCI INTL SIZE FACTOR ETF		213	213
**D	ISHARES INTERNATIONAL FUNDAMENTAL INDEX ETF		4.557	4.557
**D	CONNECTICUT GENERAL LIFE INSURANCE COMPANY		1.092	1.092
**D	THRIFT SAVINGS PLAN		1.423.532	1.423.532
**D	BLACKROCK CDN MSCI EAFE EQUITY INDEX FUND		165.403	165.403
**D	BLACKROCK CDN WORLD INDEX FUND		12.681	12.681
**D	BLACKROCK CDN MSCI EAFE INDEX PLUS FUND		3.346	3.346
**D	BLACKROCK CDN GLOBAL INFRASTRUCTURE EQUITY INDEX FUND		495.103	495.103
**D	BLACKROCK INDEX FUNDS INC.-BLACKROCK INTERNATIONAL INDEX FUND		337.294	337.294
**D	BLACKROCK UTILITY AND INFRASTRUCTURE TRUST		397.024	397.024
**D	ACWI EX-US INDEX MASTER PORTFOLIO OF MASTER INVESTMENT PTF		23.080	23.080
**D	RUSSELL DEVELOPED EX-U.S. LARGE CAP INDEX FUND B		3.733	3.733
**D	MSCI EQUITY INDEX FUND B-ITALY		227.438	227.438
**D	EURO EX-UK ALPHA TITLS FUND B		6.675	6.675
**D	BGI MSCI EUROPE EQUITY INDEX FUND B		133.475	133.475
**D	BGI MSCI EAFE EQUITY INDEX NON-LENDABLE FUND B		127.092	127.092
**D	BGI MSCI EMU IMI INDEX FUND B		393	393
**D	DEVELOPED EX-FOSSIL FUEL INDEX FUND B		2.655	2.655
**D	BLACKROCK MSCI EUROPE EQUITY ESG SCREENED INDEX FUND B		364	364
**D	BLACKROCK MSCI WORLD EQUITY ESG SCREENED INDEX FUND B		46.866	46.866
**D	RUSSELL DEVELOPED LARGE CAP EM GEOEXPOSURE INDEX FUND B		21.045	21.045
**D	EUROPEEX-CONTROVERSIAL WEAPONS EQUITY INDEX FUND B		38.684	38.684
**D	PROXY TEAM PARAMETRIC PORTFOLIO ASSOCIATES		2.397	2.397
**D	TEACHERS' RETIREMENT SYSTEM OF THE STATE OF ILLINOIS		64.502	64.502
**D	COLLEGE RETIREMENT EQUITIES FUND		502.828	502.828
**D	TIIA-CREF INTERNATIONAL EQUITY INDEX FUND		364.563	364.563
**D	BRIGHTHOUSE FUNDS TRUST II - METLIFE MSCI EAFE INDEX PTF		30.871	30.871
**D	CONSOLIDATED EDISON RETIREMENT PLAN		41.829	41.829
**D	THE SUNAMVERSAL INSTITUTIONAL FUNDS, INC. GLOBAL INFRASTR PTF		66.896	66.896
**D	MORGAN STANLEY INSTITUTIONAL FD TR - GLOBAL STRATEGIST PTF		26.617	26.617
**D	THE SUNAMVERSAL INST F INC - GLOBAL STRATEGIST PORTFOLIO		9.732	9.732
**D	TEACHERS PENSION PLAN BOARD		199.871	199.871
**D	ISHARES PUBLIC LIMITED COMPANY		1.242.242	1.242.242
**D	ISHARES II PUBLIC LIMITED COMPANY		962.588	962.588
**D	ISHARES III PUBLIC LIMITED COMPANY		18.751	18.751



Assemblea Ordinaria del 20 aprile 2018

LISTA ESITO DELLE VOTAZIONE

Oggetto: Integrazione corrispettivi Società di Revisione

FAVOREVOLI

Badge	Ragione Sociale	Proprio	Delega	Totale
**D	ISHARES III PUBLIC LIMITED COMPANY		175.152	175.152
**D	ISHARES VI PUBLIC LIMITED COMPANY		94.385	94.385
**D	ISHARES IV PUBLIC LIMITED COMPANY		10.641	10.641
**D	ISHARES VII PLC		399.623	399.623
**D	BLACKROCK AM DE FOR ISHS DJ EUROZONE SUST SCR. UCITS ETF (DE)		40.742	40.742
**D	BLACKROCK AM DE FOR ISHARES EURO STOXX UCITS ETF (DE)		173.094	173.094
**D	BLACKROCK AM DE FOR ISHS EURO STOXX SELECT DIV 30 UCITS ETF DE		818.813	818.813
**D	BLACKROCK AM DE FOR ISHS STOXX EUROPE LARGE 200 UCITS ETF (DE)		4.873	4.873
**D	ISHARES I INV MIT TGV F ISHS ST EUR600 IND.GOODS+SER.UCITS ETF		73.154	73.154
**D	BLACKROCK AM DE FOR ISHARES STOXX EUROPE 600 UCITS ETF (DE)		391.817	391.817
**D	BLACKROCK AM SCHWEIZ AG OBO BIFS WORLD EX SWITZ EQ INDEX FUND		9.113	9.113
**D	PACE INTERNATIONAL EQUITY INVESTMENTS		9.708	9.708
**D	ABBAY LIFE ASSURANCE COMPANY LIMITED		279.378	279.378
**D	SCOTTISH WIDOWS OVERSEAS GROWTH INV F ICVC - EURO GROWTH F		331.782	331.782
**D	STATE STREET TRUSTEES LTD ATF ABERDEEN CAPITAL TRUST		59.759	59.759
**D	SCOTTISH WIDOWS INV SOLUTIONS F ICVC- EUROPEAN (EX UK) EQ FD		134.739	134.739
**D	BNY MELLON TR+DEP ATF ST. JAMES'S PLACE GLOBAL EQ UNIT TR		114.130	114.130
**D	CUMBRIA LOCAL GOVERNMENT PENSION SCHEME		51.987	51.987
**D	OMNIS MANAGED INVESTMENTS ICVC - OMNIS MULTI-ASSET INCOME FUND		118.809	118.809
**D	AL MEHWAR COMMERCIAL INVESTMENTS LLC		506.266	506.266
**D	HBOS INTERNATIONAL INV FUNDS ICVC- EUROPEAN FUND		125.542	125.542
**D	STICHTING PENSIOENFONDS CHEMOURS NEDERLAND		3.506	3.506
**D	STICHTING TRUST F AND C UNHEDGE		38.767	38.767
**D	THE TRUSTEES OF GOLDMAN SACHS UK RETIREMENT PLAN		1.715	1.715
**D	ST GEN RESERVE F OF THE MINISTRY FINANCE OF SULTANATE OF OMAN		17.278	17.278
**D	ABERDEEN INV FUNDS UK ICVC II-ABERDEEN EUR EQ ENHANCED INDEXF		48.061	48.061
**D	STICHTING PHILIPS PENSIOENFONDS		65.201	65.201
**D	LEGG MASON FUNDS ICVC- LEGG MASON IF RARE GLOBAL INF INC FUND		780.367	780.367
**D	BAHRAIN MUMTALAKAT HOLDING COMPANY		26.035	26.035
**D	VANGUARD INV FDS ICVC-VANG FTSE DEV WOR LD EX - UK EQT IND FD		79.031	79.031
**D	VANGUARD INV F ICVC-VANGUARD FTSE DEV EUROPE EX-UK EQ INDEX F		165.676	165.676
**D	VANGUARD INV FUNDS ICVC-VANGUARD FTSE GLOB ALL CAP IND FUND		672	672
**D	SCOTTISH WID INV SOLS F ICVC - FDAMNTL LOW VOL IND GLO EQT F		51.233	51.233
**D	SCOTTISH WIDOWS INV SOL F ICVC- FUNDAMENTAL INDEX GLB EQ F		62.076	62.076
**D	ARGO GLOBAL LISTED INFRASTRUCTURE LIMITED		128.204	128.204
**D	CHRISTIAN SUPER		1.945	1.945
**D	EMERGENCY SERVICES SUPERANNUATION SCHEME		1.869	1.869
**D	FIRST STATE SUPERANNUATION SCHEME		61.297	61.297
**D	VANECK VECTORS FTSE GLOBAL INFRASTRUCTURE (HEDGED) ETF		63.200	63.200
**D	LAZARD GLOBAL LISTED INFRASTRUCTURE FUND		2.553.948	2.553.948
**D	LAZARD GLOBAL EQUITY FRANCHISE FUND		67.206	67.206
**D	AXA IM ACWI SMARTBETA EQUITY FUND		2.500	2.500
**D	SUNSUPER SUPERANNUATION FUND		25.009	25.009

Assemblea Ordinaria del 20 aprile 2018

LISTA ESITO DELLE VOTAZIONE

Oggetto: Integrazione corrispettivi Società di Revisione

FAVOREVOLI

Badge	Ragione Sociale	Proprio	Delega	Totale
**D	UBS IQ MSCI WORLD EX AUSTRALIA ETHICAL ETF		418	418
**D	UBS IQ MSCI EUROPE ETHICAL ETF		393	393
**D	CANADA PENSION PLAN INVESTMENT BOARD		291	291
**D	THE TRUSTEES OF BP PENSION FUND		105.243	105.243
**D	KAPITALFORENINGEN INVESTIN PRO - GLOBAL SMID CAP MARKET NEUTRAL EQUITY		3.903	3.903
**D	FLOURISH INVESTMENT CORPORATION		249.115	249.115
**D	FLOURISH INVESTMENT CORPORATION		176.823	176.823
**D	PEOPLE'S BANK OF CHINA		608.230	608.230
**D	PEOPLE'S BANK OF CHINA		81.844	81.844
**D	AMERGEN CLINTON NUCLEAR POWER PLANT NONQUALIFIED FUND		1.302	1.302
**D	CHILDREN'S HEALTHCARE OF ATLANTA, INC.		78.519	78.519
**D	CHURCH OF ENGLAND INVESTMENT FUND FOR PENSIONS		9.659	9.659
**D	EXELON FITZPATRICK NONQUALIFIED FUND		4.360	4.360
**D	EXELON FITZPATRICK QUALIFIED FUND		290	290
**D	FORD MOTOR COMPANY DEFINED BENEFIT MASTER TRUST		10.562	10.562
**D	JOSHUA GREEN CORPORATION		850	850
**D	HUBBELL INCORPORATED MASTER PENSION TRUST		29.527	29.527
**D	JTW TRUST NO. 3 UAD 9/19/02		2.315	2.315
**D	JTW TRUST NO. 1 UAD 9/19/02		1.591	1.591
**D	JTW TRUST NO. 4 UAD 9/19/02		2.817	2.817
**D	JTW TRUST NO. 2 UAD 9/19/02		2.039	2.039
**D	JTW TRUST NO. 5 UAD 9/19/02		710	710
**D	NOVANT HEALTH INC		11.514	11.514
**D	SAMFORD UNIVERSITY PENSION PLAN TRUST		736	736
**D	STATE OF UTAH, SCHOOL AND INSTITUTIONAL TRUST FUNDS		13.079	13.079
**D	1999 VOL EMPL BEN ASS NON-REPR EMPL OF SOUT CAL EDISON CO		981	981
**D	SAMFORD UNIVERSITY		352	352
**D	VIRGINIA C.MARS REVOCABLE TRUST DATED AUGUST 6, 1991		413	413
**D	HRW TESTAMENTARY TRUST NO 3		2.073	2.073
**D	HRW TESTAMENTARY TRUST NO 1		2.573	2.573
**D	HRW TRUST NO 2 UAD 01/17/03		1.676	1.676
**D	HRW TESTAMENTARY TRUST NO. 10		998	998
**D	HRW TRUST NO 1 UAD 01/17/03		2.382	2.382
**D	HRW TESTAMENTARY TRUST NO. 11		2.568	2.568
**D	HRW TESTAMENTARY TRUST NO 6		3.336	3.336
**D	HRW TESTAMENTARY TRUST NO 4		2.041	2.041
**D	HRW TESTAMENTARY TRUST NO. 9		3.101	3.101
**D	HRW TESTAMENTARY TRUST NO. 8		2.472	2.472
**D	HRW TESTAMENTARY TRUST NO 2		1.679	1.679
**D	HRW TESTAMENTARY TRUST NO. 7		2.729	2.729
**D	HRW TRUST NO 4 UAD 01/17/03		1.159	1.159
**D	HRW TESTAMENTARY TRUST NO 5		2.158	2.158
**D	HRW TESTAMENTARY TRUST NO. 12		3.457	3.457



Azionisti in proprio: 1.299 Teste: 23
 Azionisti in delega: 15 Azionisti in delega: 1.284



Assemblea Ordinaria del 20 aprile 2018

LISTA ESITO DELLE VOTAZIONE

Oggetto: Integrazione corrispettivi Società di Revisione

FAVOREVOLI

Badge	Ragione Sociale	Proprio	Delega	Totale
**D	HRW TRUST NO 3 UAD 01/17/03		1.152	1.152
**D	EXELON CORPORATION NUCLEAR DECOMMISSION TRUST - NON TAX QUAL		327	327
**D	SPARTAN GROUP TRUST FOR EMPLOYEE BENEFIT PLANS		39.413	39.413
**D	BEAT DRUGS FUND ASSOCIATION		771	771
**D	HONG KONG SAR GOVERNMENT EXCHANGE FUND		435.579	435.579
**D	ATIVO INTERNATIONAL EQUITY FUND LP		21.600	21.600
**D	BUNTING INTERNATIONAL DEVELOPED EQUITY TE LLC		1.236	1.236
**D	CARROLL AVENUE PARTNERS LLC		623	623
**D	CARNELIAN INVESTMENT MANAGEMENT LLC		14.733	14.733
**D	CENTERSQUARE INVESTMENT MANAGEMENT LLC		4.280	4.280
**D	DYNASTY INVEST, LTD		813	813
**D	DFI LP EQUITY (PASSIVE)		461	461
**D	EVA VALLEY MA1 LLC		5.125	5.125
**D	FS OVERLAY C - PARAMETRIC		3.268	3.268
**D	FOURTH AVENUE INVESTMENT COMPANY		4.192	4.192
**D	FIDDLER PARTNERS, LLC		617	617
**D	THE BUNTING FAM INT DEVELOPED EQUITY LIMITED LIABILITY CO		3.055	3.055
**D	INTERNATIONAL EQUITY FUND		6.209	6.209
**D	THE JBUT MASTER INVESTMENT PARTNERSHIP LLP		1.221	1.221
**D	NTGI-QM COMMON DAILY EAFE INDEX FUND - NON LENDING		39.459	39.459
**D	LAKE AVENUE INVESTMENTS, LLC		15.437	15.437
**D	LEGAL & GENERAL MSCI EAFE FUND, LLC		16.871	16.871
**D	LEHMAN-STAMM FAMILY PARTNERS LLC		602	602
**D	LTW GROUP HOLDINGS, LLC		5.157	5.157
**D	LTW INVESTMENTS LLC		9.311	9.311
**D	LUNA LLC		409	409
**D	LOY PARTNERSHIP, LLC		3.038	3.038
**D	MF INTERNATIONAL FUND LLC		805	805
**D	82A HOLDINGS, LLC		6.181	6.181
**D	NELKE PARTNERSHIP		2.148	2.148
**D	OHANA HOLDINGS LLC		53.700	53.700
**D	OMEGA FFIP LIMITED PARTNERSHIP		1.398	1.398
**D	ORIZABA, LP		19.554	19.554
**D	CINDY SPRINGS, LLC		2.710	2.710
**D	NTGI-QM COMMON DAILY ALL COUNWD EX-US INV MKT INDEX F NONLEND		10.335	10.335
**D	RDM LIQUID LLC		3.494	3.494
**D	ROTHKO ALL COUNTY WORLD EX-US EQUITY FUND LP		542	542
**D	RAMI PARTNERS, LLC		7.168	7.168
**D	SENTINEL INTERNATIONAL FUND		1.307	1.307
**D	SENTINEL INTERNATIONAL TRUST		2.378	2.378
**D	SIM GLOBAL BALANCED TRUST.		568	568
**D	VICTORIA PARTNERS, LP		8.234	8.234
**D	GLOBAL BOND FUND		5.124	5.124

Assemblea Ordinaria del 20 aprile 2018

LISTA ESITO DELLE VOTAZIONE


Oggetto: Integrazione corrispettivi Società di Revisione

FAVOREVOLI

Badge	Ragione Sociale	Proprio	Delega	Totale
**D	MS FUND LP		7.321	7.321
**D	FCM INTERNATIONAL LLC		589	589
**D	ZCA GLOBAL EQUITY STRATEGY, LP		180	180
**D	SHIMODA HOLDINGS, LLC		683	683
**D	MALACHITE 35 TRUST		10.125	10.125
**D	ZOMA CAPITAL LLC		702	702
**D	AVALON PORTFOLIO II, LLC		1.768	1.768
**D	FORTRESS INTERNATIONAL EQUITY PARTNERSHIP "C"		2.981	2.981
**D	INTERNATIONAL MONETARY FUND RETIRED STAFF BENEFITS INVESTMENT		4.025	4.025
**D	LEGAL & GENERAL MSCI EAFE SL FUND, LLC		16.054	16.054
**D	NTGI-QM COMMON DAILY EAFE INDEX FUND - LENDING		34.718	34.718
**D	NTGI - QM COMM DAILY ALL COUNTRY WD EX-US EQ INDEX F - LEND		20.637	20.637
**D	INTERNATIONAL MONETARY FUND STAFF RETIREMENT PLAN		17.437	17.437
**D	INTERNATIONAL MONETARY FUND STAFF RETIREMENT PLAN		126.641	126.641
**D	NATIONAL COUNCIL FOR SOCIAL SECURITY FUND, P.R.C		1.750	1.750
**D	NATIONAL COUNCIL FOR SOCIAL SECURITY FUND, P.R.C		30.374	30.374
**D	NATIONAL COUNCIL FOR SOCIAL SECURITY FUND, P.R.C		26.165	26.165
**D	NGEE ANN POLYTECHNIC		132	132
**D	CHEVRON MASTER PENSION TRUST		13.551	13.551
**D	FIDELITY SALEM STREET TRUST: FIDELITY FLEX INTERN INDEX FUND		279	279
**D	FIDELITY SALEM STREET TRUST FIDELITY SERIES GLOBAL EX U.S. INDEX FUND		114.860	114.860
**D	THE PARTNERS FUND		90.000	90.000
**D	ASHMORE GLOBAL CONSOLIDATION & RECOVERY		983	983
**D	HAGFORS LIMITED		6.469	6.469
**D	NEW ZEALAND SUPERANNUATION FUND		149.396	149.396
**D	COMMONWEALTH SUPERANN CORP ATF ARIA INVESTMENTS TR		35.227	35.227
**D	ACT CHIEF MINISTER, TREAS AND ECO DEV DIR SUPERANN PROV ACC		12.625	12.625
**D	ENERGY INVESTMENT FUND		199.983	199.983
**D	MAGELLAN INFRASTRUCTURE FUND (UNHEDGED)		833.903	833.903
**D	GOVERNMENT EMPLOYEES SUPERANNUATION BOARD		14.397	14.397
**D	GOVERNMENT EMPLOYEES SUPERANNUATION BOARD		95.216	95.216
**D	GOVERNMENT EMPLOYEES SUPERANNUATION BOARD		226.020	226.020
**D	GOVERNMENT EMPLOYEES SUPERANNUATION BOARD		202.563	202.563
**D	MAGELLAN INFRASTRUCTURE FUND (CURRENCY HEDGED)		12.054	12.054
**D	MERCER PASSIVE INTERNATIONAL SHARES FUND		11.500	11.500
**D	PARTNERS GROUP GLOBAL MULTI-ASSET FUND		102.357	102.357
**D	MAGELLAN CORE INFRASTRUCTURE FUND		1.923.682	1.923.682
**D	MAGELLAN INFRASTRUCTURE FUND		21.123	21.123
**D	NORTHERN FUNDS INTERNATIONAL GROWTH EQUITY FUND		18.890	18.890
**D	SLIPWATER INTERNATIONAL FUND		326	326
**D	ACORN 1998 TRUST		516	516
**D	ANTON BUSH BOTTOM UNIT 1 QUALIFIED FUND		1.661	1.661
**D	MICHELANGELO CATHOLIC CONFERENCE MASTER PENSION TRUST		2.156.216	2.156.216
**D	ANTON BUSH BOTTOM UNIT 1 QUALIFIED FUND			

Pagina 35

Azionisti: 1.299 Teste: 23
 Azionisti in proprio: 15 Azionisti in delega: 1.284



Assemblea Ordinaria del 20 aprile 2018

LISTA ESITO DELLE VOTAZIONE

Oggetto: Integrazione corrispettivi Società di Revisione

FAVOREVOLI

Badge	Ragione Sociale	Proprio	Delega	Totale
**D	MICHIGAN CATHOLIC CONFERENCE		563	563
**D	NORTHERN FUNDS - INTERNATIONAL EQUITY INDEX FUND		186.795	186.795
**D	OYSTER CREEK NUCLEAR GENERATING STATION QUALIFIED FUND		1.445	1.445
**D	MASTER TR AGREE BETWEEN PFIZER INC AND THE NORTHERN TR CO		6.461	6.461
**D	PLEIADES TRUST		1.961	1.961
**D	PRESBYTERIAN CHURCH (USA) FOUNDATION		4.678	4.678
**D	NORTHERN TRUST GLOBAL INVESTMENTS COLLECTIVE FUNDS TRUST		798.004	798.004
**D	ST. JOSEPH HEALTH SYSTEM		1.489	1.489
**D	THE TRUSTEES OF THE HENRY SMITH CHARITY		17.201	17.201
**D	SILVER GROWTH FUND, LP		4	4
**D	USAA MASTER TRUST (PENSION AND RSP)		2.721	2.721
**D	BANNER HEALTH		8.643	8.643
**D	A.I.DUPONT TESTAMENTARY TRUST		10.556	10.556
**D	STICHTING INSTITUUT GAK		1.230	1.230
**D	GUIDE STONE FUNDS INTERNATIONAL EQUITY INDEX FUNDS		4.528	4.528
**D	GEORGIA TECH FOUNDATION, INC.		1.229	1.229
**D	LOS ANGELES CITY EMPLOYEES RETIREMENT SYSTEM		45.070	45.070
**D	CITY OF LOS ANGELES FIRE AND POLICE PENSION PLAN		24.265	24.265
**D	CITY OF LOS ANGELES FIRE AND POLICE PENSION PLAN		4.500	4.500
**D	LOCKHEED MARTIN CORPORATION MASTER RETIREMENT TRUST		11.275	11.275
**D	MONTGOMERY COUNTY EMPLOYEES' RETIREMENT SYSTEM		4.509	4.509
**D	UNITED MINE WORKERS OF AMERICA 1974 PENSION TRUST		17.359	17.359
**D	UTAH STATE RETIREMENT SYSTEMS		78.770	78.770
**D	HSBC INTERNATIONAL EQUITY POOLED FUND		14.288	14.288
**D	OPSEU PENSION PLAN TRUST FUND		10.771	10.771
**D	IBM DIVERSIFIED GLOBAL EQUITY FUND		12.091	12.091
**D	NATIONAL WESTMINSTER BANK PLC AS TR OF JUPITER EUROP INC F		97.281	97.281
**D	LORD MAYORS CHARITABLE FUND		429	429
**D	THE TRUSTESS OF IBM PENSION PLAN		10.217	10.217
**D	STICHTING PENSIOENFONDS IBM NEDERLAND		2.765	2.765
**D	STICHTING PENSIOENFONDS SAGITTARIUS		14.623	14.623
**D	WHEELS COMMON INVESTMENT FUND		1.182	1.182
**D	LOTHIAN PENSION FUND		58.957	58.957
**D	THE TRUSTEES OF SUPERANN ARRANGEMENTS OF THE UNI OF LONDON		931	931
**D	NORTHERN TRUST UCITS COMMON CONTRACTUAL FUND		164.073	164.073
**D	PUBLIC EMPLOYEES RETIREMENT ASSOCIATION OF COLORADO		116.279	116.279
**D	COMMONWEALTH GLOBAL LISTED INFRASTRUCTURE FUND 7		170.970	170.970
**D	COMMONWEALTH GLOBAL LISTED INFRASTRUCTURE FUND 4		155.878	155.878
**D	COLONIAL FIRST STATE WHOLESALE GLOBAL LISTED INFR SEC F		1.166.469	1.166.469
**D	COMMONWEALTH GLOBAL SHARE FUND 29		142	142
**D	HSBC UCITS COMMON CONTRACTUAL FUND		658	658
**D	PREMIER ENERGY AND WATER TRUST PLC		90.000	90.000
**D	MUNICIPAL EMPLOYEES' ANNUITY AND BENEFIT FUND OF CHICAGO		4.446	4.446

Assemblea Ordinaria del 20 aprile 2018

LISTA ESITO DELLE VOTAZIONE


Oggetto: Integrazione corrispettivi Società di Revisione

FAVOREVOLI

Badge	Ragione Sociale	Proprio	Delega	Totale
**D	INVESTCO ITALIAN HOLDINGS SRL		66.513.016	66.513.016
**D	PREMIER GLOBAL UTILITIES INCOME FUND		54.000	54.000
**D	MFG INVESTMENT FUND PLC		70.676	70.676
**D	KLEINWORT BENSON INVESTORS INSTITUTIONAL FUND PLC		661	661
**D	NORTHERN TRUST INVESTMENT FUNDS PUBLIC LIMITED COMPANY		19.356	19.356
**D	BLACKROCK AUTHORISED CONTRACTUAL SCHEME I		407.160	407.160
**D	BLACKROCK AUTHORISED CONTRACTUAL SCHEME 1		16.601	16.601
**D	ILLINOIS STATE BOARD OF INVESTMENT		42.960	42.960
**D	BANCO NACIONAL DE PANAMA, ACTING AS TRUSTEE OF THE FIDEICOMISO DE FONDO DE AHORRO DE PANAMA		1.900	1.900
**D	LGPS CENTRAL AUTHORISED CONTRACTUAL SCHEME		133.000	133.000
**D	STICHTING FONDS 1818 TOT NUT VAN HET ALGEMEEN		914	914
**D	KOMMUNAL LANDSPENSJONSKASSE GJENSIDIG FORSIKRINGSSELSKAP		35.799	35.799
**D	STICHTING BEDRIJFST VOOR HET SCHOONMAAK EN GLAZ		14.818	14.818
**D	FJARDE AP-FONDEN		180.901	180.901
**D	STICHTING BEDRIJFST VOOR HET BEROEPSVERVOER OVER DE WEG		33.903	33.903
**D	STICHTING DELA DEPOSITARY AND MANAGEMENT		1.390	1.390
**D	STICHTING PENSIOENFONDS ING		47.653	47.653
**D	ARBEJDSMARKEDETS TILLAEGSPENSION		383.365	383.365
**D	VERDIPAPIRFONDET KLP AKSJEGLOBAL INDEX 1		57.877	57.877
**D	VERDIPAPIRFONDET KLP AKSJEEUROPA INDEKS 1		27.743	27.743
**D	VERDIPAPIRFONDET KLP AKSJEGLOBAL LAVBETA I		375.802	375.802
**D	NORTHERN TRUST UCITS FGR FUND		86.910	86.910
**D	ANDRA AP-FONDEN		51.063	51.063
**D	ROBECO INSTITUTIONAL UMBRELLA FUND		5.489	5.489
**D	MEDIOLANUM GESTIONE FONDI SGR - FLESSIBILE FUTURO ITALIA		800.000	800.000
**D	EPSILON SGR - EPSILON ALLOCAZIONE TATTICA APRILE 2020		3.688	3.688
**D	EPSILON SGR - EPSILON ALLOCAZIONE TATTICA FEBBRAIO 2020		2.881	2.881
**D	EPSILON SGR - EPSILON ALLOCAZIONE TATTICA GIUGNO 2020		2.806	2.806
**D	EPSILON SGR - EPSILON ALLOCAZIONE TATTICA NOVEMBRE 2019		1.717	1.717
**D	EPSILON SGR - EPSILON ALLOCAZIONE TATTICA SETTEMBRE 2019		2.678	2.678
**D	EPSILON SGR - EPSILON DLONGRUN		128	128
**D	EPSILON SGR - EPSILON FLESSIBILE AZIONI EURO APRILE 2021		2.234	2.234
**D	EPSILON SGR - EPSILON FLESSIBILE AZIONI EURO FEBBRAIO 2021		5.415	5.415
**D	EPSILON SGR - EPSILON FLESSIBILE AZIONI EURO GIUGNO 2021		1.576	1.576
**D	EPSILON SGR - EPSILON FLESSIBILE AZIONI EURO NOVEMBRE 2020		18.534	18.534
**D	EPSILON SGR - EPSILON FLESSIBILE AZIONI EURO SETTEMBRE 2020		25.041	25.041
**D	EPSILON SGR - EPSILON MULTIASET 3 ANNI DICEMBRE 2019		14.231	14.231
**D	EPSILON SGR - EPSILON MULTIASET 3 ANNI LUGLIO 2020		4.218	4.218
**D	EPSILON SGR - EPSILON MULTIASET 3 ANNI MAGGIO 2020		8.584	8.584
**D	EPSILON SGR - EPSILON MULTIASET 3 ANNI MARZO 2020		6.741	6.741
**D	EPSILON SGR - EPSILON MULTIASET VALORE GLOBALE DICEMBRE 2021		6.210	6.210
**D	EPSILON SGR - EPSILON MULTIASET VALORE GLOBALE GIUGNO 2021		15.840	15.840
**D	EPSILON SGR - EPSILON MULTIASET VALORE GLOBALE LUGLIO 2022		4.435	4.435

Pagina 37

Azionisti. 1.299 Teste: 23
 Azionisti in proprio: 15 Azionisti in delega: 1.284



Assemblea Ordinaria del 20 aprile 2018

LISTA ESITO DELLE VOTAZIONE

Oggetto: Integrazione corrispettivi Società di Revisione

FAVOREVOLI

Badge	Ragione Sociale	Proprio	Delega	Totale
**D	EPSILON SGR - EPSILON MULTIASET VALORE GLOBALE MAGGIO 2022		5.613	5.613
**D	EPSILON SGR - EPSILON MULTIASET VALORE GLOBALE MARZO 2022		3.124	3.124
**D	EPSILON SGR-EPSILON MULTIASET VALORE GLOBALE SETTEMBRE 2021		7.022	7.022
**D	EPSILON SGR - EPSILON QRETURN		9.595	9.595
**D	EURIZON CAPITAL SGR - MULTIASET STRATEGIA FLESSIBILE 06/23		13.343	13.343
**D	EURIZON CAPITAL SGR - MULTIASET REDDITO 10/2022		43.893	43.893
**D	EURIZON CAPITAL SGR - MULTIASET REDDITO 12/2022		15.540	15.540
**D	EURIZON CAPITAL SGR - EURIZON CEDOLA ATTIVA TOP LUGLIO 2021		8.368	8.368
**D	EURIZON CAPITAL SGR - EURIZON CEDOLA ATTIVA TOP OTTOBRE 2021		3.627	3.627
**D	EURIZON CAPITAL SGR -MULTIASET REDDITO OTTOBRE 2019		47.638	47.638
**D	EURIZON CAPITAL SGR - CEDOLA ATTIVA TOP DICEMBRE 2021		3.921	3.921
**D	EURIZON CAPITAL SGR - MULTIASET REDDITO DICEMBRE 2019		21.406	21.406
**D	EURIZON CAPITAL SGR - EURIZON CEDOLA ATTIVA TOP MAGGIO 2021		7.535	7.535
**D	EURIZON CAPITAL SGR - EURIZON MULTIASET REDDITO APRILE 2021		12.036	12.036
**D	EURIZON CAPITAL SGR -GLOBAL MULTIASET SELECTION 09/22		20.400	20.400
**D	EURIZON CAPITAL SGR - EURIZON CEDOLA ATTIVA TOP APRILE 2022		11.170	11.170
**D	EURIZON CAPITAL SGR - EURIZON AZIONI AREA EURO		8.755	8.755
**D	EURIZON CAPITAL SGR - MULTIASET REDDITO NOVEMBRE 2020		21.715	21.715
**D	EURIZON CAPITAL SGR - EURIZON CEDOLA ATTIVA TOP MAGGIO 2020		3.776	3.776
**D	EURIZON CAPITAL SGR - CEDOLA ATTIVA TOP NOVEMBRE 2022		15.567	15.567
**D	EURIZON CAPITAL SGR - EURIZON MULTIASET REDDITO LUGLIO 2022		37.592	37.592
**D	EURIZON CAPITAL SGR - EURIZON PROGETTO ITALIA 70		150.344	150.344
**D	EURIZON CAPITAL SGR - EURIZON TOP SELECTION DICEMBRE 2022		161.369	161.369
**D	EURIZON CAPITAL SGR - EURIZON CEDOLA ATTIVA TOP OTTOBRE 2020		4.561	4.561
**D	EURIZON CAPITAL SGR - EURIZON TOP SELECTION GENNAIO 2023		25.329	25.329
**D	EURIZON CAPITAL SGR - EURIZON CEDOLA ATTIVA TOP GIUGNO 2020		2.629	2.629
**D	EURIZON CAPITAL SGR - EURIZON CEDOLA ATTIVA TOP LUGLIO 2020		1.701	1.701
**D	EURIZON CAPITAL SGR - EURIZON MULTIASET REDDITO MARZO 2023		21.402	21.402
**D	EURIZON CAPITAL SGR - EURIZON CEDOLA ATTIVA TOP APRILE 2021		5.915	5.915
**D	EURIZON CAPITAL SGR - CEDOLA ATTIVA TOP DICEMBRE 2020		3.251	3.251
**D	EURIZON CAPITAL SGR - EURIZON MULTIASET REDDITO MARZO 2022		19.295	19.295
**D	EURIZON CAPITAL SGR - EURIZON CEDOLA ATTIVA TOP APRILE 2023		9.080	9.080
**D	EURIZON CAPITAL SGR - EURIZON MULTIASET REDDITO APRILE 2020		32.964	32.964
**D	EURIZON CAPITAL SGR - EURIZON MULTIASET REDDITO MAGGIO 2021		6.644	6.644
**D	EURIZON CAPITAL SGR - EURIZON CEDOLA ATTIVA TOP MAGGIO 2023		9.788	9.788
**D	EURIZON CAPITAL SGR - MULTIASET STRATEGIA FLESSIBILE 05/23		15.628	15.628
**D	EURIZON CAPITAL SGR - EURIZON CEDOLA ATTIVA TOP GIUGNO 2023		29.471	29.471
**D	EURIZON CAPITAL SGR - EURIZON HIGH INCOME DICEMBRE 2021		40.617	40.617
**D	EURIZON CAPITAL SGR - DISCIPLINA ATTIVA DICEMBRE 2022		10.209	10.209
**D	EURIZON CAPITAL SGR - EURIZON AZIONI ITALIA		311.691	311.691
**D	EURIZON CAPITAL SGR - DISCIPLINA ATTIVA DICEMBRE 2021		12.709	12.709
**D	EURIZON CAPITAL SGR - EURIZON MULTIASET REDDITO MAGGIO 2020		34.870	34.870
**D	EURIZON CAPITAL SGR - EURIZON CEDOLA ATTIVA TOP OTTOBRE 2023		49.993	49.993

Pagina 38

Azionisti: 1.299 Teste: 23
 Azionisti in proprio: 15 Azionisti in delega: 1.284

Assemblea Ordinaria del 20 aprile 2018

LISTA ESITO DELLE VOTAZIONE

Oggetto: Integrazione corrispettivi Società di Revisione

FAVOREVOLI

Badge	Ragione Sociale	Proprio	Delega	Totale
**D	EURIZON CAPITAL SGR - MULTIASET REDDITO OTTOBRE 2021		22.697	22.697
**D	EURIZON CAPITAL SGR - EURIZON CEDOLA ATTIVA TOP MAGGIO 2022		13.136	13.136
**D	EURIZON CAPITAL SGR - EURIZON MULTIASET REDDITO GIUGNO 2020		23.030	23.030
**D	EURIZON CAPITAL SGR - EURIZON MULTIASET REDDITO GIUGNO 2021		22.961	22.961
**D	EURIZON CAPITAL SGR - EURIZON CEDOLA ATTIVA TOP GIUGNO 2022		6.881	6.881
**D	EURIZON CAPITAL SGR - EURIZON DISCIPLINA ATTIVA OTTOBRE 2021		27.120	27.120
**D	EURIZON CAPITAL SGR - EURIZON DISCIPLINA ATTIVA OTTOBRE 2021		11.708	11.708
**D	EURIZON CAPITAL SGR -MULTIASSET STRATEGIA FLESSIBILE 10/2023		71.604	71.604
**D	EURIZON CAPITAL SGR - EURIZON TOP SELECTION MARZO 2023		19.667	19.667
**D	EURIZON CAPITAL SGR - MULTIASET REDDITO DICEMBRE 2021		8.554	8.554
**D	EURIZON CAPITAL SGR - INCOME MULTISTRATEGY MARZO 2022		19.851	19.851
**D	EURIZON CAPITAL SGR - EURIZON TRAGUARDO 40 FEBBRAIO 2022		25.558	25.558
**D	EURIZON CAPITAL SGR - EURIZON DISCIPLINA ATTIVA MAGGIO 2022		7.321	7.321
**D	EURIZON CAPITAL SGR - EURIZON CEDOLA ATTIVA TOP OTTOBRE 2022		15.362	15.362
**D	EURIZON CAPITAL SGR - MULTIASET REDDITO OTTOBRE 2020		23.005	23.005
**D	EURIZON CAPITAL SGR - EURIZON MULTIASET REDDITO MAGGIO 2022		12.662	12.662
**D	EURIZON CAPITAL SGR - EURIZON DISCIPLINA ATTIVA MARZO 2022		15.625	15.625
**D	EURIZON CAPITAL SGR - EURIZON PIR ITALIA AZIONI		20.992	20.992
**D	EURIZON CAPITAL SGR - EURIZON DISCIPLINA ATTIVA LUGLIO 2022		26.258	26.258
**D	EURIZON CAPITAL SGR - DISCIPLINA ATTIVA SETTEMBRE 2022		168.228	168.228
**D	EURIZON CAPITAL SGR - EURIZON PROGETTO ITALIA 40		6.012	6.012
**D	EURIZON CAPITAL SGR - EURIZON RENDITA		503.008	503.008
**D	COVEA ACTIONS RENDEMENT		55.000	55.000
**D	ING RENDEMENT EUROPE		62.895	62.895
**D	INDOSUEZ EUROPE RENDEMENT		57.711	57.711
**D	ASSURDIX		791	791
**D	ATOUT EUROPE SMART BETA		3.610	3.610
**D	ATOUT EUROLAND HAUT RENDEMENT		40.893	40.893
**D	AMUNDI ETF FTSE ITALIA PIR UCITS ETF DR		302.463	302.463
**D	AMUNDI INDEX SOLUTIONS		10.680	10.680
**D	LA SAUVERGARDE		729.845	729.845
**D	GMF VIE		201.268	201.268
**D	GMF ASSURANCES		262.777	262.777
**D	MMA IARD S.A.		3.518	3.518
**D	FIDELIA ASSISTANCE		17.789	17.789
**D	ASSISTANCE PROTECTION JURIDIQUE		280.934	280.934
**D	ASSURANCE BANQUE POPULAIRE IARD		12.596	12.596
**D	ASSURANCE BANQUE POPULAIRE IARD		10.115	10.115
**D	ASSURANCE BANQUE POPULAIRE IARD		974.000	974.000
**D	ASSURANCE BANQUE POPULAIRE IARD		457.000	457.000
**D	ASSURANCE BANQUE POPULAIRE IARD		30.943	30.943
**D	ASSURANCE BANQUE POPULAIRE IARD		3.010	3.010
**D	ASSURANCE BANQUE POPULAIRE IARD		85.269	85.269



Azionisti: 1.299 Teste: 23
 Azionisti in proprio: 15 Azionisti in delega: 1.284

Assemblea Ordinaria del 20 aprile 2018

LISTA ESITO DELLE VOTAZIONE

Oggetto: Integrazione corrispettivi Società di Revisione

FAVOREVOLI


Badge	Ragione Sociale	Proprio	Delega	Totale
**D	FCP ICARE		6.636	6.636
**D	AGIRA RETRAITE DIVERSIFIE		5.505	5.505
**D	FCP AMUNDI HORIZON		27.766	27.766
**D	FCP PORTFOLIO LCR ACTIONS		6.582	6.582
**D	AMUNDI FUNDS SICAV		56.809	56.809
**D	STICHTING BEDRIJFSPENSIOENFONDSVOOR DE LANDBOUW MANDAAT BLACKRO		47.823	47.823
**D	STG PFDS ACHMEA MANDAAT BLACKROCK		28.441	28.441
**D	STG BEDRIJFSTAKPFDS V H		5.148	5.148
**D	ST BDFDS VD LANDBOUW MANDAAT BLACKROCK		141.921	141.921
**D	STG BPF VD DETAILHANDEL MND BLACKROCK MSCI EMEA		82.313	82.313
**D	ST BEW S.A. BEL. POOLS GLOB.EQ. FACTOR FUND		40.330	40.330
**D	PETTELAAR EFFECTENBEWAARBEDRIJFV INZ ACTIAM RESP. INDEX FUND		14.068	14.068
**D	STICHTING J.E. ASR ES G INDEXPLUS INST. FONDSSEN INZAKE EUROPA		21.250	21.250
**D	PETTELAAR EFFECTENBEW. INZ. SNSRESP. IND. FND		76.175	76.175
**D	THE CANADA LIFE ASSURANCE COMPANY		79.693	79.693
**D	BNY MELLON EMPLOYEE BENEFIT COLLECTIVE INVESTMENT FUND PLAN		368.448	368.448
**D	BMO MONTHLY INCOME FUND		85.402	85.402
**D	BMO GLOBAL INFRASTRUCTURE FUND		43.533	43.533
**D	BMO DIVERSIFIED INCOME PORTFOLIO		44.226	44.226
**D	MACQUARIE GLOBAL INFRASTRUCTUREINCOME FUND		16.592	16.592
**D	THE GREAT-WEST LIFE ASSURANCE COMPANY		5.100	5.100
**D	THE GREAT-WEST LIFE ASSURANCE COMPANY		63.919	63.919
**D	COUNSEL DEFENSIVE GLOBAL EQUITY		803	803
**D	INVESTORS GLOBAL FUND .		673.600	673.600
**D	INVESTORS GLOBAL DIVIDEND FUND.		330.000	330.000
**D	IG MACKENZIE STRATEGIC INCOME FUND		32.000	32.000
**D	INVESTORS GLOBAL CLASS		43.800	43.800
**D	INVESTORS GLOBAL INFRASTRUCTURECLASS		70.200	70.200
**D	BMO MSCI EAFE INDEX ETF		62.113	62.113
**D	BMO INTERNATIONAL DIVIDEND ETF		113.833	113.833
**D	LONDON LIFE INSURANCE COMPANY		798.228	798.228
**D	MACKENZIE CANADIAN LARGE CAP DIVIDEND FUND		97.800	97.800
**D	GLOBAL INFRASTRUCTURE EQUITY FUND LONDON CAPITAL		53.243	53.243
**D	MACKENZIE CANADIAN LARGE CAP DIVIDEND CLASS		5.200	5.200
**D	MACKENZIE STRATEGIC INCOME FUND		175.500	175.500
**D	MACKENZIE GLOBAL STRATEGIC INCOME FUND		271.749	271.749
**D	MACKENZIE GLOBAL DIVIDEND FUND		726.151	726.151
**D	MACKENZIE INCOME FUND		66.100	66.100
**D	MACKENZIE USD GLOBAL STRATEGIC INCOME FUND		14.600	14.600
**D	MACKENZIE DIVERSIFIED ALTERNATIVES FUND		17.746	17.746
**D	U.S. AND INTERNATIONAL SPECIALTY CLASS		5.939	5.939
**D	MACKENZIE INTERNATIONAL EQUITY INDEX ETF		216	216
**D	MACKENZIE MAX DIVERSIFICATION DEVELOPED EUR INDEX ETF		1.983	1.983

Assemblea Ordinaria del 20 aprile 2018

LISTA ESITO DELLE VOTAZIONE
 Oggetto: Integrazione corrispettivi Società di Revisione

FAVOREVOLI

Badge	Ragione Sociale	Proprio	Delega	Totale
**D	CF NCML GLOBAL EQUITY INCOME FUND		18.664	18.664
**D	THE GLENCORE CANADIAN PENSION FUNDS TRUST-FOREIGN EQUITY FUND		96.486	96.486
**D	THE GLENCORE CANADIAN PENSION FUNDS TRUST-FOREIGN EQUITY FUND		65.694	65.694
**D	RENAISSANCE GLOBAL INFRASTRUCTURE FUND		1.758.990	1.758.990
**D	RENAISSANCE REAL ASSETS PRIVATEPOOL		83.600	83.600
**D	TD EMERALD INTERNATIONAL EQUITYINDEX FUND		101.917	101.917
**D	TD INTERNATIONAL INDEX FUND		16.423	16.423
**D	TD EUROPEAN INDEX FUND		3.522	3.522
**D	TD INTERNATIONAL EQUITY INDEX ETF		561	561
**D	PUBLIC SECTOR PENSION INVESTMENT BOARD		214.206	214.206
**D	IMPERIAL INTERNATIONAL EQUITY POOL		18.397	18.397
**D	IMPERIAL GLOBAL EQUITY INCOME POOL		153.857	153.857
**D	FIRST ASSET MSCI EUROPE LOW RISK WEIGHTED ETF		17.424	17.424
**D	FIRST ASSET MSCI INTERNATIONAL LOW RISK WEIGHTED ETF		634	634
**D	WOODBRIIDGE INVESTMENTS CORPORATION		15.300	15.300
**D	STEWARDSHIP FOUNDATION		278	278
**D	WBW TRUST NUMBER ONE		333	333
**D	BMO PRIVATE INTERNATIONAL EQUITY PORTFOLIO		67.728	67.728
**D	CIBC INTERNATIONAL INDEX FUND		7.060	7.060
**D	CIBC EUROPEAN INDEX FUND		3.241	3.241
**D	CIBC POOLED INTERNATIONAL EQUITY INDEX FUND		1.543	1.543
**D	DEBORAH LOEB BRICE		461	461
**D	ALAMOSIA LLC		733	733
**D	CF INTERNATIONAL STOCK INDEX FUND ONE		26.114	26.114
**D	DT INTERNATIONAL STOCK INDEX FUND ONE		32.187	32.187
**D	ALLAN G. LOZIER		15.202	15.202
**D	CERVURITE INTERNATIONAL LLC		27.055	27.055
**D	MARANIC II LLC		645	645
**D	FLORIDA, LLC - APERIO		8.045	8.045
**D	1975 IRREVOCABLE TRUST OF CD WEYERHAUSER		641	641
**D	1973 IRREVOCABLE TRUST OF CD WEYERHAUSER		212	212
6163	FIorentini Gianluca	11		11
6333	GIORDANA ROBERTO		2.283.500	2.283.500
DE*	FONDAZIONE CASSA DI RISPARMIO DI CUNEO	2		2
6533	LOIZZI GERMANA	2.806		2.806
6558	CAMERINI BRUNO	172		172
6576	UCCELLINI MARIA	466		466
6604	FRCCI ANDREA			
6652	FRANCO ANTONFRANCO			
DE*	MARINO TOMMASO			
DE*	MARCO			
6662	FRANCO ANTONFRANCO	985		985
6676	FRANCO ANTONFRANCO	1		1



Assemblea Ordinaria del 20 aprile 2018

LISTA ESITO DELLE VOTAZIONE

Oggetto: Integrazione corrispettivi Società di Revisione

FAVOREVOLI

Badge	Ragione Sociale	Proprio	Delega	Totale
6678	ROMANELLI SILVIA			
DE*	SINTONIA S.P.A.		249.833.818	249.833.818
6717	CHIGNOLI GIORGIO	1		1
6799	BOVE KATRIN	7		7
6823	VITANGELI GIORGIO	5		5
6872	CARADONNA GIANFRANCO MARIA	1		1
6884	RODINO` DEMETRIO	1		1
6894	ANTOLINI GIOVANNI	31.000		31.000
6907	COMPUTESHARE SPA IN QUALITA DI RAPPR. DESIGNATO EX ART. 135 UNDECIES IN PERSONA DI ENRICO MONICELLI			
DE*	LOMBARDI GIANFRANCO		400	400
6928	RODINO` WALTER	5		5
6938	PEDINI LUCIANO			
RL*	GIGLIO SERVIZI AMBIENTALI E BONIFICHE SRL	105		105
6989	SCAMPOLI GRAZIANA			
DE*	INARCASSA - CASSA NAZIONALE DI PREVIDENZA ED ASSISTENZA PER		2.013.720	2.013.720
7072	VENEZIA ANNA PAOLA			
DE*	FONDAZIONE CASSA DI RISPARMIO DI TORINO		41.372.172	41.372.172
7115	ROSSI AGOSTINO			
DE*	ROSSI PAOLO		1.500	1.500
Totale voti	593.320.109			
Percentuale votanti %	93,773271			
Percentuale Capitale %	71,849311			

Assemblea Ordinaria del 20 aprile 2018ESITO VOTAZIONE

Oggetto : **Acquisto e Vendita Azioni proprie**

Hanno partecipato alla votazione:

-n° 1.655 azionisti,
portatori di n° 632.717.725 azioni ordinarie, tutte ammesse al voto,
pari al 76,620246% del capitale sociale.


Hanno votato:

		% su Azioni Ordinarie
Favorevoli	471.966.693	74,593563
Contrari	156.279.682	24,699748
SubTotale	628.246.375	99,293310
Astenuti	192.715	0,030458
Non Votanti	4.278.635	0,676231
SubTotale	4.471.350	0,706690
Totale	632.717.725	100,000000

Ai sensi dell'art. 135-undecies del TUF **non sono computate** ai fini del calcolo della maggioranza e del capitale richiesto per l'approvazione della delibera numero 0 azioni pari al **0,000000%** delle azioni rappresentate in aula.



Faint, illegible markings or text in the top left corner.



Assemblea Ordinaria del 20 aprile 2018

LISTA ESITO DELLE VOTAZIONE
 Oggetto: Acquisto e Vendita Azioni proprie

CONTRARI


Badge	Ragione Sociale	Proprio	Delega	Totale
6029	AGOSTINI ANTONIO		23.585	23.585
**D	ARK LIFE ASSURANCE COMPANY LIMITED		1.083	1.083
**D	JPMORGAN FUNDS (IRELAND) ICAV		360.755	360.755
**D	BLACKROCK INDEX SELECTION FUND		60.180	60.180
**D	FIDANTE PARTNERS LIQUID STRATEGIES		400.000	400.000
**D	ARCA FONDI SGR - FONDO ARCA AZIONI ITALIA		1.197.837	1.197.837
**D	AVIVA INVESTORS AVIVA INVESTORS LUXEMBOURG		935.624	935.624
**D	JPMORGAN INVESTMENT FUNDS		124.543	124.543
**D	FRANKLIN TEMPLETON INVESTMENT FUNDS		13.249	13.249
**D	JPMORGAN FUNDS		50	50
**D	DEXIA PENSION FUND (DEXIA ASSET MANAGEME		18.387	18.387
**D	HELABA INVEST KAPITALANLAGEGESELLSCHAFT MBH		25.400	25.400
**D	NMMS WIEQ BRF ACCOUNT		867.849	867.849
**D	WIF LAZ GBL PED LIS INFRA		97.040	97.040
**D	ALLIANZ GLR EM AGI EUR HIGH DIVIDEND		80.390	80.390
**D	ALLIANZ FAD EUROPE HIGH DIVIDEND		38.490	38.490
**D	ALLIANZ GLR EQ EU RCM BEST STYLES		1.176.686	1.176.686
**D	THE MASTER TRUST BANK OF JAPAN LTD		4.473	4.473
**D	JAPAN TRUSTEE SERVICES BANK LTD		45.090	45.090
**D	ING DIRECT		7.986	7.986
**D	GIM SPECIALIST INVESTMENT FUNDS		185.753	185.753
**D	PIONEER FLEXIBLE OPPORTUNITIES FUND		72.377	72.377
**D	MACQUARIE GLOBAL LISTED INFRASTRUCTURE C		165	165
**D	DEVELOPED INTERNATIONAL EQUITY SELECT ETF		879.856	879.856
**D	NUVEEN GLOBAL INFRASTRUCTURE FUND		10.324	10.324
**D	CORNERSTONE ADVISORS GLOBAL PUBLIC EQUITY FUND		952	952
**D	PANAGORA RISK PARITY M.A.C.FD		394.996	394.996
**D	BEST INVESTMENT CORPORATION		2.927	2.927
**D	HSBC GROUP HONG KONG LOCAL STAFF RETIREMENT BENEFIT SCHEME		52.990	52.990
**D	JPMORGAN MULTI INCOME FUND		18.890	18.890
**D	ALL GL IN ASIA FD-ALLIANZ SEL EU EQY DIV		15.052	15.052
**D	JPMORGAN EUROPE STRATEGIC DIVIDEND FUND		43.929	43.929
**D	DEKA MASTER HAEK I		19.600	19.600
**D	AXA EURO DIVIDEND K		80.370	80.370
**D	ALLIANZ RTG FONDS		12.800	12.800
**D	AXA EURO DIVIDEND S		22.557	22.557
**D	JPMORGAN MULTI INCOME FUND		17.956	17.956
**D	JPMORGAN EUROPE STRATEGIC DIVIDEND FUND		2.610	2.610
**D	ALLIANZ RTG FONDS ALLRA		6.000	6.000
**D	ALLIANZ RTG FONDS SCHLUCCO		3.500	3.500
**D	ALLIANZ RTG FONDS		1.500	1.500
**D	ALLIANZ RTG FONDS MAF4		5.480	5.480

Pagina 1

Azionisti:
 Azionisti in proprio:

1.174
 0 Teste:
 Azionisti in delega:

1
 1.174



Assemblea Ordinaria del 20 aprile 2018

LISTA ESITO DELLE VOTAZIONE
 Oggetto: Acquisto e Vendita Azioni proprie

CONTRARI

Badge	Ragione Sociale	Proprio	Delega	Totale
**D	ALLIANZGI FONDS KDCO		10.000	10.000
**D	ALLIANZGI FONDS COEN2		10.000	10.000
**D	ALLIANZGI FONDS RBB		2.391	2.391
**D	ALLIANZGI FONDS SIV		3.000	3.000
**D	ALLIANZGI FONDS AFE		26.682	26.682
**D	ALLIANZGI FONDS PTV2		21.978	21.978
**D	ALLIANZGI FONDS PF1		6.625	6.625
**D	HFZH COFONDS		5.000	5.000
**D	ALLIANZGI FONDS PF2		21.134	21.134
**D	ALLIANZGI SHL		3.500	3.500
**D	ALLIANZGI FONDS MAF1		6.000	6.000
**D	ALLIANZGI E		40.000	40.000
**D	ALLIANZGI FONDS PENSIONS		3.801	3.801
**D	BP2S FRANKFURT/AXA INVESTMENT MANAGERS GMBH ON BEHALF OF AXA EURO DIVIDEND DBVL		15.600	15.600
**D	AXA EURO DIVIDEND D		2.800	2.800
**D	AXA EURO DIVIDEND L		6.400	6.400
**D	ALLIANZGI FONDS NASPA PENSIONSFONDS		2.231	2.231
**D	AXA ASSICURAZIONI SPA		4.000	4.000
**D	BNP PARIBAS L1		315.833	315.833
**D	BNP PARIBAS A FUND		59.822	59.822
**D	BNP PARIBAS EASY		131.564	131.564
**D	BNP PARIBAS B PENSION GROWTH		52.607	52.607
**D	BNP PARIBAS B PENSION STABILITY		21.155	21.155
**D	METROPOLITAN RENTASTRO		93.337	93.337
**D	BNP PARIBAS B PENSION BALANCED		232.421	232.421
**D	JANUS HEND INSTIT EUROP INDEX OPP FUND		49.849	49.849
**D	BPTCJ DPF REVEH CITIBK RH FD SERV JERSEY		2.627	2.627
**D	ENHANCED INDEX INTERNATIONAL SHARE FUND		10.885	10.885
**D	BP2S SYDNEY/ENHANCED INDEX INTERNATIONAL SHARE FUND		34.439	34.439
**D	AUSTRALIAN CATHOLIC SUPERAN RETIREM FUND		4.997	4.997
**D	MERCER PROPERTY AND INFRASTRUCTURE		66.322	66.322
**D	AMP CAP UNHEDGED GL SHS MULTI MAN FUND		7.837	7.837
**D	AMP INT EQ IND FD HEDGED		53.543	53.543
**D	IPAC SPEC INV STR INT SHARESTRATEGY NO 1		3.640	3.640
**D	WHOLESALE GLOBAL EQUITY INDEX FUND		1.438	1.438
**D	AMP GLOBAL LISTED INFRAST INDEX FUND HED		196.825	196.825
**D	WHOLESALE UNIT TRUST MSCI GLOB INDEX SHS		4.092	4.092
**D	FCP BNP PARIBAS ACTIONS EUROLAND		56.032	56.032
**D	FCP BNP PARIBAS ACTIONS EUROPE		2.092	2.092
**D	AXA AA DIVERSFIE INDICIEL 1		18.082	18.082
**D	FCP ALM ACTIONS EURO		175.416	175.416
**D	FCP CNP ACTIONS EM		69.309	69.309
**D	ROSENBERG EUROBLOC		328.400	328.400

Assemblea Ordinaria del 20 aprile 2018

LISTA ESITO DELLE VOTAZIONE
 Oggetto: Acquisto e Vendita Azioni proprie

CONTRARI

Badge	Ragione Sociale	Proprio	Delega	Totale
**D	SAKKARAH 7		10.372	10.372
**D	SAINT MARTIN 2		79.966	79.966
**D	STICHT BEDRIJ MEDIA PNO		59.261	59.261
**D	IPA CORPORATE ACTIONS AND INCOME		18.658	18.658
**D	STICHTING PENSIOENFONDS AHOLD		27.357	27.357
**D	CAISSE DES DEPOTS ET CONSIGNATIONS		55.514	55.514
**D	FONDS RESERVE RETRAITES		133.816	133.816
**D	FONDS DE RESERVE POUR LES RETRAITES		44.992	44.992
**D	ERAFP ACTIONS EUROS 1		1.604.451	1.604.451
**D	CPR AM		31.246	31.246
**D	SWISS LIFE LUXEMBOURG SA		27.975	27.975
**D	PI CH - EUROPEAN EX SWISS EQUITIES TRACKER EX SL		1.040	1.040
**D	BANQUE PICTET & CIE SA		8.597	8.597
**D	PI CH-WORLD EX SWISS EQUITIES TRACKER US		35.603	35.603
**D	PICTET GLOBAL SELECTION FUND		94.598	94.598
**D	PGSF GLOBAL UTILITIES EQUITIES FUND		3.168.351	3.168.351
**D	PICTET-EUROPE INDEX		165.541	165.541
**D	MEMNON FUND		1.135.541	1.135.541
**D	GLOBAL HIGH DIVIDEND EQUITY MOTHER FUND		270.000	270.000
**D	SHINKO GLOBAL EQUITY INDEX MOTHER FUND		913	913
**D	FUJI XEROX PENSION FUND		85.241	85.241
**D	MACQUARIE - GLOBAL LISTED INFR FD		42.983	42.983
**D	BROOKFIELD INVESTMENT FUNDS UCITS		173.600	173.600
**D	QUAESTIO CAPITAL FUND		4.857	4.857
**D	MAPLE BROWN ABBOTT FUNDS PLC		273.170	273.170
**D	SINGLE SELECT PLATFORM		144.392	144.392
**D	BLACKROCK INSTITUTIONAL JERSEY FUNDS		9.513	9.513
**D	BLACKROCK INSTITUTIONAL POOLED FUND PLC		54.706	54.706
**D	NFS LIMITED TRAFALGAR COURT		12.747	12.747
**D	NFS LIMITED TRAFALGAR COURT		19.246	19.246
**D	SHELL TRUST (BERMUDA) LIMITED AS TRUSTEE OF THE SHELL INTERNATIONAL PENSION FUND		5.864	5.864
**D	SHELL TRUST (BERMUDA) LTD AS TRUSTEE OF THE SHELL OVERSEAS CONTRIBUTORY PENSION FUND		15.055	15.055
**D	H.E.S.T. AUSTRALIA LIMITED		17.805	17.805
**D	SAS TRUSTEE CORPORATION		565.765	565.765
**D	CITY OF PHILADELPHIA PUBLIC EMPL RET SYS		22.043	22.043
**D	NEW YORK STATE COMMON RETIREMENT FUND		93.399	93.399
**D	URS GLOBAL ASSET MANAGEMENT LIFE LTD		258.223	258.223
**D	URS GLOBAL ASSET MANAGEMENT LIFE LTD 5 BRO		3.340	3.340
**D	URS GLOBAL ASSET MANAGEMENT LIFE LTD 5 BRO		1.353	1.353
**D	URS GLOBAL ASSET MANAGEMENT LIFE LTD 5 BRO		4.553	4.553
**D	URS GLOBAL ASSET MANAGEMENT LIFE LTD 5 BRO		459	459
**D	JPMORGAN CHASE BANK - PB - UNITED STATES TRUSTS		1.343	1.343
**D	JPMORGAN CHASE BANK N.A.		2.009	2.009
**D	ROCKWELLER & CO., INC			

Pagina 3

Azionisti
 Azionisti in proprio:

1.174

Teste:

Azionisti in delega:

1

1.174



Assemblea Ordinaria del 20 aprile 2018

LISTA ESITO DELLE VOTAZIONE

Oggetto: **Acquisto e Vendita Azioni proprie****CONTRARI**

Badge	Ragione Sociale	Proprio	Delega	Totale
**D	BANCO CENTRAL DE TIMOR EST		35.091	35.091
**D	GAMMA EMIRATES INVESTMENT L.L.C. EM		686	686
**D	CONNECTICUT GENERAL LIFE INSURANCE COMPA		4.869	4.869
**D	BANCO CENTRAL DE TIMOR EST		31.956	31.956
**D	UBS (US) GROUP TRUST		19.687	19.687
**D	ISHARES EDGE MSCI WORLD MINIMUM VOLATILI		402	402
**D	IBM PERSONAL PENSION PLAN TRUST		2.783	2.783
**D	ISHARES WHOLESALE SCREENED INT EQ IND F		3.933	3.933
**D	ADVANCE INTERNATIONAL SHARE INDEX FUND		15.868	15.868
**D	AUSCOAL SUPERANNUATION FUND		315.057	315.057
**D	BLACKROCK GLOBAL LISTED INFRASTRUCTURE F		3.248	3.248
**D	MTBJ DAIDO LIFE FOREIGN EQUITY MOTHER FD		1.971	1.971
**D	ISHARES WHOLESALE INTERN EQ INDEX FUND		28.403	28.403
**D	OPTIMIX WHOLESALE INTERNATIONAL PROPERTY SECURITIES TRUST		142.589	142.589
**D	BLACKROCK FISSION INDEXED INTL EQUITY FD		24.549	24.549
**D	ISHARES ALLCOUNTRY EQUITY INDEX FUND		1.980	1.980
**D	THE BOEING COMPANY EMPLOYEE RETIREMENT PLANS MASTER TRUST		268.994	268.994
**D	WSSP INTERNATIONAL EQUITIES TRUST		8.976	8.976
**D	HOMBARDIER TRUST U.S. MASTER TRUST		29.902	29.902
**D	JPM FUND ICVC-JPM MULTI-ASSET INCOME F.		9.171	9.171
**D	AVIVA LIFE & PENSIONS UK LIMITED		101.462	101.462
**D	UBS ASSET MANAGEMENT LIFE LTD		20.109	20.109
**D	UBS MSCI WORLD MINIMUM VOLATILITY INDEX		95.221	95.221
**D	UBS FTSE RAFI DEVELOPED 1000 INDEX FUND		8.580	8.580
**D	RETIREMENT INCOME PLAN OF SAUDI ARABIAN OIL COMPANY		1.827	1.827
**D	NVIT INTERNATIONAL INDEX FUND		60.521	60.521
**D	FUNDACAO CALOUSTE GULBENKIAN		10.978	10.978
**D	JNL/BROOKFIELD GLOBAL INFRASTRUCTURE FUND		1.484.700	1.484.700
**D	FLEXSHARES MORNINGSTAR DEVELOPED MARKETS		12.798	12.798
**D	EQ ADVISORS TRUST - AXA INTERNATIONAL CORE MANAGED VOLATILITY PORTFOLIO		25.818	25.818
**D	SBC MASTER PENSION TRUST SBC MASTER PENSION TRUST 208		11.160	11.160
**D	JNL/MELLON CAPITAL INTNAL INDEX FUND		59.961	59.961
**D	FLEXSHARES INTERNATIONAL QUALITY DIVIDEND DEFENSIVE INDEX FUND		8.680	8.680
**D	EQ ADVISORS TR AXA TEMPLE GLOB EQ M VO P		5.111	5.111
**D	EQ ADVISORS TRUST-AXA GLOBAL EQ MANAGED		20.108	20.108
**D	FLEXSHARES INTERNATIONAL QUALITY DIVIDEND INDEX FUND		73.211	73.211
**D	EQ ADVISORS TRUST - ATM INTL. PORTFOLIO		32.361	32.361
**D	EQ ADVISORS TRUST-AXA INTL.MANAGED VOLAT		59.580	59.580
**D	JNL/BLACKROCK GLOBAL ALLOCATION FUND		238	238
**D	ABU DHABI RETIREMENT PENSIONS AND BENEFIT		35.938	35.938
**D	MINISTRY OF STRATEGY AND FINANCE		160.837	160.837
**D	SBC MASTER PENSION TRUST		21.898	21.898
**D	JNL-S&P INTERNATIONAL 5 FUND		12.952	12.952

Pagina 4

Azionisti: 1.174 Teste: 1
 Azionisti in proprio: 0 Azionisti in delega: 1.174

Assemblea Ordinaria del 20 aprile 2018


LISTA ESITO DELLE VOTAZIONE
Oggetto: Acquisto e Vendita Azioni proprie

CONTRARI

Badge	Ragione Sociale	Proprio	Delega	Totale
**D	FLEXSHARES STOXX GLOBAL BROAD INFRASTRUC		247.285	247.285
**D	FLEXSHARES STOXX GLOBAL ESG IMPACT INDEX		490	490
**D	THE MASTER TRUST BANK OF JAPAN LTD		601.899	601.899
**D	THE MASTER TRUST BANK OF JAPAN, LTD AS TRUSTEE FOR MUTB400045796		593.233	593.233
**D	STICHTING SHELL PENSIOENFONDS		51.426	51.426
**D	SHELL PENSIONS TRUST LIMITED AS TRUSTEE OF SHELL CONTRIBUTORY PENSION FUND		31.404	31.404
**D	STICHTING PENSIOENFONDS MEDISCH SPECIALI		350.099	350.099
**D	THE MASTER TRUST BANK OF JAPAN, LTD. AS TRUSTEE FOR MUTB400045792		217.470	217.470
**D	ALLIANZGI-FONDS DSPT		19.586	19.586
**D	KAPITALFORENINGEN PENSAM INVEST PSI 30 EUROPAEISKE AKTIER		28.863	28.863
**D	KAPITALFORENINGEN PENSAM INVEST PSI 31 EUROPAEISKE AKTIER		29.157	29.157
**D	NATIONWIDE INTERNATIONAL INDEX FUND		47.467	47.467
**D	JPMORGAN EUROPEAN INVESTMENT TRUST PLC		37.524	37.524
**D	STICHTING DEPOSITARY APG DEVELOPED MARKETS EQUITY MINIMUM VOLATILITY POOL		136.352	136.352
**D	NEW MEXICO STATE INVESTMENT COUNCIL		22.013	22.013
**D	EQ ADVISORS TRUST - AXA SMARTBETA EQUITY		500	500
**D	VANTAGETRUST III MASTER COLLECTIVE INVES		24.580	24.580
**D	STICHTING PENSIOENFONDS VOOR HUISARTSEN		27.356	27.356
**D	THE MASTER TRUST BANK OF JAPAN		33.375	33.375
**D	BUREAU OF LABOR FUNDS - LABOR RETIREMENT FUND		5.091	5.091
**D	BUREAU OF LABOR FUNDS- LABOR PENSION FUND		10.596	10.596
**D	BUREAU OF LABOR FUNDS- LABOR PENSION FUND		21.606	21.606
**D	BUREAU OF LABOR FUNDS - LABOR RETIREMENT FUND		6.456	6.456
**D	BUREAU OF LABOR FUNDS - LABOR RETIREMENT FUND		5.140	5.140
**D	BUREAU OF LABOR FUNDS - LABOR RETIREMENT FUND		566.549	566.549
**D	STATE OF WYOMING		25.544	25.544
**D	AXA ROSENBERG EUROPEAN FUND		12.800	12.800
**D	SIJOITUSRAHASTO ALFRED BERG EUROPE		51.134	51.134
**D	AQR FUNDS - AQR EMERGING MOMENTUM		3.173	3.173
**D	AQR INTERNATIONAL MOMENTUM FUND		12.192	12.192
**D	BLACKROCK MULTI-ASSET INC.PORTF.OF BLACK		621.172	621.172
**D	BLACKROCK TACTICAL OPP FD OF BLACK FDS		25.689	25.689
**D	THE MASTER TRUST BANK OF JAPAN		31.012	31.012
**D	BLACKROCK INSTITUTIONAL TRUST COMPANY N.A. INVESTMENT FUNDS FOR EMPLOYEE BENEFIT TRUSTS		706.474	706.474
**D	IMPACT GLOBAL ALPHA TILTS NON-LENDABLE F		869	869
**D	TRUST AND CUSTODY SERVICES BANK LIMITED		34.969	34.969
**D	JPMORGAN INCOME BUILDER FUND		144.725	144.725
**D	FLEXSHARES DJ BROOKFIELD GLOB.INFRASTR.ET		17.040	17.040
**D	OPENHELMER MACQUARIE GLOBAL INFRASTRUCR		22.925	22.925
**D	FLEXSHARES ISE EUROPE QUALITY DIVIDEND ETF		5.617	5.617
**D	IAVO FUND - 1290 SMARTBETA EQUITY FUND		500	500
**D	THE CATHERINE MOORE REVOCABLE TRUST		486	486
**D	KATHERINE C. MOORE CHARITABLE LEAD ANNUITY TRUST II		903	903

Pagina 5

Azionisti: 1.174 Teste: 1
 Azionisti in proprio: 0 Azionisti in delega: 1.174



Assemblea Ordinaria del 20 aprile 2018

LISTA ESITO DELLE VOTAZIONE

Oggetto: Acquisto e Vendita Azioni proprie

CONTRARI

Badge	Ragione Sociale	Proprio	Delega	Totale
**D	JPMORGAN DIVERS RETURN EU EQUIT ETF		4.666	4.666
**D	MMA PRAXIS INTERNATIONAL INDEX FUND		13.863	13.863
**D	HOBART FAMILY INVESTMENTS LLC		1.982	1.982
**D	COMMINGLED PENSION TRUST FUND (INTREPID INTERNATIONAL) OF JPMORGAN CHASE BANK		102.503	102.503
**D	UNITED STATES STEEL CORPORATION REPRESN		536	536
**D	RBC INTERNATIONAL EQUITY INDEX ETF		10.295	10.295
**D	RBC QUBE LOW VOLATILITY GLOBAL EQUITY FU		24.520	24.520
**D	SUN LIFE SENTRY INFRASTRUCTURE FUND		283.465	283.465
**D	AURION INTERNATIONAL DAILY EQUITY FD		1.643	1.643
**D	LABORERS PENSION FUND OF WESTERN CANADA		24.800	24.800
**D	MANULIFE SOBEYS GLOBAL EQUITY FUND UT		65.100	65.100
**D	MANULIFE GLOBAL INFRASTRUCTURE FUND		128.900	128.900
**D	MANULIFE INVESTMENT EXCHANGE FUND CORP		43.100	43.100
**D	MAPLE BROWN ABBOT GLOBAL LISTED INFR FD		679.902	679.902
**D	GENUS FOSSIL FREE DIVIDEND EQUITY FUND		25.000	25.000
**D	GENUS DIVIDEND EQUITY FUND		59.700	59.700
**D	GENUS FOSSIL FREE CANGLOBE EQUITY FUND		17.900	17.900
**D	FONDS DE SOLIDARITE DES TRAV.QUEBEC FTQ		11.327	11.327
**D	BROOKFIELD GLOBAL LISTED INFRASTRUCTURE		186.300	186.300
**D	BROOKFIELD GLOBAL INFRASTRUCTURE SECURIT		123.100	123.100
**D	BOMBARDIER TRUST (CANADA) REAL RETURN AS		250.513	250.513
**D	THE BOMBARDIER TRUST (UK)		274.480	274.480
**D	CENTRAL FINANCE BOARD METHODIST CHURCH		3.430	3.430
**D	FLF STRATEGIC GLOBAL EQUITY FUND		50.022	50.022
**D	FLF GLOBAL EQUITY FUND		92.261	92.261
**D	FRIENDS LIFE AND PENSIONS LIMITED		73.977	73.977
**D	FRIENDS LIFE FUNDS LIMITED		82.072	82.072
**D	SOUTH YORKSHIRE PENSIONS AUTHORITY		43.718	43.718
**D	WEST YORKSHIRE PENSION FUND		32.706	32.706
**D	FRIENDS LIFE AND PENSIONS LIMITED		4.735	4.735
**D	MERRILL LYNCH PROFESSIONAL CLEARING CORP		2.300	2.300
**D	NMM5-GIEP BRI ACCOUNT		44.190	44.190
**D	NMM5-WIEQ-NVN ACCOUNT		15.591	15.591
**D	NMM5 GIEP NVN ACCOUNT		76.013	76.013
**D	LOMBARD ODIER FUNDS (SWITZERLAND) SA I3D		52.752	52.752
**D	TRUST E CUSTODY SERVICES BANK LTD		66.620	66.620
**D	TRUST & CUSTODY SERVICES BANK LTD AS TRUSTEE FOR PENSION INVESTMENT FUND TRUST NUMBER 21		9.201	9.201
**D	NIKKO AM WORLD FDS-AM INTECH GLOBAL CORE FUND		178	178
**D	NIKKO AM INVESTMENT TRUST (LUXEMBOURG) - NIKKO AM INTECH KOKUSAI FUND		27	27
**D	GLOBAL INFRASTR DIV FOCUS EQUITY FUND		811.079	811.079
**D	ANIMA SGR SPA		603.365	603.365
**D	ANIMA SGR SPA ANIMA CRESCITA ITALIA		53.843	53.843
**D	FCP TRANSAT PATRIMOINE 2		85.000	85.000

Pagina 6

Azionisti: 1.174 Teste: 1
 Azionisti in proprio: 0 Azionisti in delega: 1.174

Assemblea Ordinaria del 20 aprile 2018

LISTA ESITO DELLE VOTAZIONE
Oggetto: Acquisto e Vendita Azioni proprie

CONTRARI

Badge	Ragione Sociale	Proprio	Delega	Totale
**D	FCPE SERENIS ADAGIO		1.700	1.700
**D	FCPE LES TROIS FONTAINES		2.200	2.200
**D	POINCARÉ II		2.500	2.500
**D	FCP JPA		3.000	3.000
**D	SICAV METISS		4.000	4.000
**D	SCHRODER INTERNATIONAL SELECTION FUND		1.157	1.157
**D	FIDUCIARY TRUST COMPANY INTERNATIONAL AS		1.033	1.033
**D	NRIMC EAFE EQUITY INDEX FUND - CLASS N		10.956	10.956
**D	NRIMC PUBLIC INFRASTRUCTURE (2017)		68.319	68.319
**D	RBC ISB - MMA VIE SA		702.873	702.873
**D	FCP LBPAM IRC ACTIONS EURO MIN VAR		10.141	10.141
**D	OLD WESTBURY LARGE CAP STRATEGIES FUND ATTN JUDSON K LA LONDE		46.939	46.939
**D	BVABCO DEPOSITARIOINVEST FUNDS		11.280	11.280
**D	STATE OF WISCONSIN INVESTMENT BOARD		347.290	347.290
**D	ADVANTAGE FUNDS INC DREYFUS GLOBAL MULTI ASSET INCOME FUND		23.791	23.791
**D	SUBSIDIZED SCHOOLS P FUND NORTHERN		12.883	12.883
**D	KAPITALFORENINGEN EMD INVEST GLOBALE AKTIER II		8.328	8.328
**D	KAPITALFORENINGEN EMD INVEST GLOBALE AKTIER III		2.288	2.288
**D	56053 IP GLOBAL EQUITIES I		27.891	27.891
**D	DELTA LLOYD EQUITY SUSTAINABLE GLOBAL FUND		13.847	13.847
**D	DELTA LLOYD EQUITY SUSTAINABLE GLOBAL FUND DPF		9.026	9.026
**D	DELTA LLOYD EQUITY SUSTAINABLE GLOBAL FUND A		25.561	25.561
**D	NATIONAL BANK TRUST		508.346	508.346
**D	CF MITON GLOBAL INFRASTRUCTURE INCOME FUND		18.200	18.200
**D	SP LLP UK CHARITIES CLIENTS AC		8.230	8.230
**D	DEP QF SSGA NONUS EQUITY H1		1.450	1.450
**D	DEP QF SSGA NONUS EQUITY R2		4.325	4.325
**D	DEP QF SSGA NONUS EQUITY B1		1.964	1.964
**D	DEP QF SSGA NONUS EQUITY B2		2.010	2.010
**D	PB SSGA INTL EQ TAX		2.147	2.147
**D	POWERSHARES PUREBETA FTSE DEVELOPED EX NORTHAMERICA PORTFOLIO		84	84
**D	USMIA GLOBAL EQUITY		1.607	1.607
**D	BOA OMNIBUS PERAMETRIC		3.014	3.014
**D	DRMA LTD		18.349	18.349
**D	MT MFS LTD EAFE GLOBAL		20.043	20.043
**D	BNP PARIBAS CAPITAL REAL ASSETS FUND LLC		849	849
**D	ATLANTIC BLACKROCK DISCIPLINED INTERNATIONAL CORE PORTFOLIO		10.560	10.560
**D	WELLS FARGO BANK		107.200	107.200
**D	WELLS FARGO BANK		1.936	1.936
**D	WELLS FARGO BANK		1.187	1.187
**D	WELLS FARGO BANK		3.086	3.086
**D	WELLS FARGO BANK		813	813
**D	WELLS FARGO BANK		20.600	20.600



Assemblea Ordinaria del 20 aprile 2018

LISTA ESITO DELLE VOTAZIONE

Oggetto: Acquisto e Vendita Azioni proprie

CONTRARI

Badge	Ragione Sociale	Proprio	Delega	Totale
**D	USBK REGIONAL TRANSPORTATION DSPP		738	738
**D	B4305 FRB S LUND RES TR FBO B LUND		420	420
**D	B4306 FRB M LUND REV TR		328	328
**D	USBK BBIEF BLACKROCK INVT MGMT LLC		5.566	5.566
**D	BNYMTD BFM BLK SYSTEM CONT EUR FUND		424	424
**D	1217 APG DME INDUSTR		177.486	177.486
**D	1253 APG DME CORE EU		333.075	333.075
**D	SSGA GLOBAL TEMC STRAT POOL		7.753	7.753
**D	PANAGORA RISK PARITY MULTI ASSET MASTER FUND LTD		14.274	14.274
**D	UPMC BMO FCP		2.478	2.478
**D	OPPENHEIMER GLOBAL ESG REVENUE ETF		278	278
**D	BROOKFIELD REAL ASSETS INCOME FUND INC		49.100	49.100
**D	PHILADELPHIA GAS WORKS PENSION PLAN		746	746
**D	PSG DIVERSIFIED INFRASTRUCTURE LLC		5.200	5.200
**D	OPPENHEIMER INTERNATIONAL REVENUE ETF		338	338
**D	CADENCE GLOBAL EQUITY FUND LP		601	601
**D	THE UNIVERSITY COURT OF THE UNIVERSITY OF GLASGOW		2.087	2.087
**D	RELIANCE TRUST INSTITUTIONAL RETIREMENT TRUST		17.200	17.200
**D	BRIDGE BUILDER INTERNATIONAL EQUITY FUND		5.559	5.559
**D	IVY PROSHARES MSCI ACWI INDEX FUND		964	964
**D	MACQUARIE GLOBAL INFRASTRUCTURE TOTAL RETURN FUND INC		418.109	418.109
**D	U S BANK NATIONAL ASSOCIATION		1.304	1.304
**D	AZL NFJ INTERNATIONAL VALUE FUND		1.830	1.830
**D	NKB SII EUROPE GROWTH		8.000	8.000
**D	NKB SII EUROPE VALUE		8.200	8.200
**D	NKB SII GLOBAL AKTIER MIN RISIKO		75.300	75.300
**D	RPTCL GRPF RUSSELL MOMENTUM		65.261	65.261
**D	DEUTSCHE XTRKS MSCI ALL WORLD HDG		2.862	2.862
**D	EMPLOYEES RETIREMENT SYSTEM OF THE CITY OF BALTIMORE		5.414	5.414
**D	BOK MCM DM PEQ		1	1
**D	AOHIT HAI RHUMBLINE EAFE THE ARCHDIOCESE OF HARTFORD INVESTMENT TRUST		702	702
**D	HRCR RPMT HAP RHUMBLINE EAFE		530	530
**D	EMPLOYEES RETIREMENT TRUST OF BANK OF MONTREAL HARRIS		6.259	6.259
**D	PUBLIC EMPLOYEES RETIREMENT SYSTEM OF MISSISSIPPI		63.569	63.569
**D	PS FTSE LO BT EQ WT PORT		4.869	4.869
**D	GREATLINK SUPREME INTECH		367	367
**D	700021 PD GLOBALE AKTIER I		249.933	249.933
**D	700241 PD STABILE AKTIER		109.100	109.100
**D	WILMINGTON MULTIMANAGER INTERNATIONAL FUND		5.401	5.401
**D	PS FTSE RAFI EU UCITS ETF BNYMTCIL		492	492
**D	POWERSHARES GLOBAL FUNDS IRELAND PLC		388	388
**D	PS FTSE RAFI DEVEL MAR EX US PORT		29.700	29.700
**D	BNYMTCIL GLG EUROPEAN EQ ALTER TRAD		90	90

Pagina 8

Azionisti: 1.174 Teste: 1
 Azionisti in proprio: 0 Azionisti in delega: 1.174

Assemblea Ordinaria del 20 aprile 2018

LISTA ESITO DELLE VOTAZIONE
 Oggetto: Acquisto e Vendita Azioni proprie

CONTRARI

Badge	Ragione Sociale	Proprio	Delega	Totale
**D	AST BLKRRK GLOBAL STRAT PT TE PDDG		25.744	25.744
**D	GREAT WEST INTERNATIONAL INDEX FUND		28.188	28.188
**D	BNYMTCIL PS ST HIDVLWVI UCITS ETF		12.126	12.126
**D	PFI INTL EQUITY INDEX FUND		32.157	32.157
**D	BNYMTCIL LAZARD GBL EQTY FRNCHS FND		261.808	261.808
**D	BNYMTCIL LAZARD GBL LI EQUITY FD		5.101.697	5.101.697
**D	BNYTD CF MACQUARIE GBL INFERS SRS FD		35.242	35.242
**D	PFI OVERSEAS FD PMC		18.794	18.794
**D	BNYTD CF CANLIFE GLBL INFRA FD		58.727	58.727
**D	IQ 50 PERCENT HEDGED FTSE INTL ETF		22.366	22.366
**D	IQ 50 PERCENT HEDGED FTSE EURO ETF		9.073	9.073
**D	AXA MPS FINANCIAL DAC		43.000	43.000
**D	BLACKROCK GLOBAL FUNDS		3.207.861	3.207.861
**D	DEUTSCHE XTRK MSCI EMU HDG EQ ETF		3.445	3.445
**D	VOYA INTERNATIONAL INDEX PORTFOLIO		47.654	47.654
**D	THE AMERICAN UNIVERSITY IN CAIRO		2.041	2.041
**D	DAEC NQ SSGA TAX		599	599
**D	DAEC Q SSGA INTL TC		779	779
**D	PS6F STATE STREET INTL EQ		23.512	23.512
**D	PS6F GOTHAM 400 INTL		1.956	1.956
**D	SR5F PARAMETRIC DELTA SHIFT		1.232	1.232
**D	SEMPRA ENERGY PENSION MASTER TRUST		10.410	10.410
**D	TEACHERS RETIREMENT SYSTEM OF LOUISIANA		6.750	6.750
**D	BLL AQUILA LIFE EUROPEAN EQUITY		599.267	599.267
**D	BLL ASCENT LIFE EUROPEAN		68.243	68.243
**D	BLL AQUILA LIFE GLOBAL MINIMUM		157.543	157.543
**D	BLL AQUILA LIFE MSCI WORLD FUND		86.368	86.368
**D	BLL AQUILA LIFE FTSE RAFI DEVELOPED		38.473	38.473
**D	APL RB EQ DEV MIRA		1.110	1.110
**D	PFI DIV REAL ASSET FUND MACQUARIE		305.852	305.852
**D	DEUTSCHE XTRKS MSCI EURO CCYHDG		73.703	73.703
**D	ARC RB EQ DEV KAITOS		505	505
**D	MI FONDS K12 SPK		25.801	25.801
**D	SBSA GEFF BLACKROCK EQUITY		56.158	56.158
**D	DEUTSCHE XTRKS MSCI EAFE CCYHDG		175.093	175.093
**D	PFI DIV RSK HI DIV GL EQ		844	844
**D	PFI DIV NON US EQUITY GT		7.268	7.268
**D	ARC RB EQ DEV MENKAR		1.241	1.241
**D	ABX FTSE DEV EX US COMP FACTOR		757	757
**D	AMEREN PENSION TRUSTEE COMPANY LIMITED		105.231	105.231
**D	AMEREN CORP REA VEDA TRUST		11.763	11.763
**D	AMEREN PENSION PLAN		98.825	98.825
**D	AMEREN LAZARD INFRASTRUCTURE		66.014	66.014

Pagina 9

Azionisti: 1.174 Teste: 1
 Azionisti in proprio: 0 Azionisti in delega: 1.174



Assemblea Ordinaria del 20 aprile 2018

LISTA ESITO DELLE VOTAZIONE

Oggetto: Acquisto e Vendita Azioni proprie

CONTRARI

Badge	Ragione Sociale	Proprio	Delega	Totale
**D	ECBSEG		18.061	18.061
**D	DREYFUS GLOBAL EQUITY INCOME FUND		136.870	136.870
**D	DREYFUS INTERNATIONAL STOCK INDEX FUND		18.448	18.448
**D	FIRE AND POLICE PENSION ASSOCIATION OF COLORADO		8.699	8.699
**D	FPCF SSGA EDHEC		2.991	2.991
**D	FXPF LAZARD INFRASTRUCTUR		400.863	400.863
**D	MNVF SSGA INTL EQUITY		2.252	2.252
**D	SHELL PENSION TRUST		14.928	14.928
**D	SHELL PENSION TRUST		4.914	4.914
**D	WF AND CO CASH PLN EVERGN INV 1		42.597	42.597
**D	WF AUTO CLUB INSURANCE ASSOCIATION		26.186	26.186
**D	THE EUROPEAN CENTRAL BANK		16.110	16.110
**D	RHODE ISLAND EMPLOYEES RETIREMENT SYSTEMS POOLED TRUST		26.201	26.201
**D	UFJF MCM MSCI WORLD FD		6.149	6.149
**D	DIocese OF VENICE PENSION PLAN AND TRUST		1.541	1.541
**D	MCIC VERMONT A RECIPROCAL RISK RETENTION GROUP		6.554	6.554
**D	PITTSBURGH THEOLOGICAL SEMINARY OF THE PRESBYTERIAN CHURCH		1.553	1.553
**D	PUBLIC EMPLOYEE RETIREMENT SYSTEM OF IDAHO		22.600	22.600
**D	NSNF PARA EAFE MONTI		2.674	2.674
**D	NSNF PARA EAFE PI 1		2.206	2.206
**D	NSNF PARA EAFE PI 2		1.278	1.278
**D	PDBF NUVEEN		135.357	135.357
**D	PGEF PG E QUALIFIED PANAGORA EAFE		11.077	11.077
**D	CZ AANDELEN SSGA		4.546	4.546
**D	NBK SSGA EQ 2		15.089	15.089
**D	NBK UBS EQ		6.177	6.177
**D	AZL INTERNATIONAL INDEX FUND		58.354	58.354
**D	AZL BLACKROCK GLOBAL ALLOCATION FUND		24	24
**D	BGF EURO MKTS FD EURO EQUITY PF		2.533.097	2.533.097
**D	BGF EUROPEAN VALUE FD		2.054.799	2.054.799
**D	BGF EUROPEAN SPECIAL SITUATIONS FUND		835.444	835.444
**D	BGF EUROPEAN FOCUS FD EURO EQ FD		847.292	847.292
**D	BGF EUROPEAN FUND		1.127.128	1.127.128
**D	BGF CONT EURO FLEXIBLE FD EURO EQFD		3.041.919	3.041.919
**D	DEUTSCHE XTRK MSCI STH EUR HDG ETF		238	238
**D	BNYMCIL FT GBL ALPHADDEX UCITS ETF		734	734
**D	COUNTY EMPLOYEES ANNUITY AND BENEFIT FUND OF COOK COUNTY		16.964	16.964
**D	US BK BROOKFIELD GLB LST INF IN FD		224.300	224.300
**D	USBK BROOKFIELD GBL LIS INFRAS FD		129.900	129.900
**D	USBK AMERICAN HEART ASSOCIATION INC		556	556
**D	LAWRENCE LIVERMORE NATIONAL SECURITY LLC AND LOS ALAMOS NATIONAL SECURITY LLC DEFINED BENEFIT BENEFIT PLANGROUP TRUST		5.739	5.739
**D	AP7 EQUITY FUND		470.675	470.675

Pagina 10


Azionisti: 1.174 Teste: 1
 Azionisti in proprio: 0 Azionisti in delega: 1.174

Assemblea Ordinaria del 20 aprile 2018

LISTA ESITO DELLE VOTAZIONE
Oggetto: Acquisto e Vendita Azioni proprie

CONTRARI

Badge	Ragione Sociale	Proprio	Delega	Totale
**D	ALASKA PERMANENT FUND CORPORATION		458.004	458.004
**D	ALASKA PERMANENT FUND CORPORATION		41.370	41.370
**D	ALASKA PERMANENT FUND CORPORATION		457.069	457.069
**D	VIRGINIA RETIREMENT SYSTEM		226.011	226.011
**D	MIDDLETOWN WORKS HOURLY AND SALARIED UNION RETIREES HEALTH CARE FUND		1.859	1.859
**D	IN8 COP TREAS PWP RHUMBLINE MSCI		2.262	2.262
**D	LOUISIANA STATE ERS MSCI EXUS INDEX		9.521	9.521
**D	NV PERS MELLON CAPITAL INDEX		137.096	137.096
**D	NV PERS SSGA EAFE INDEX PUBLIC EMPLOYEES RETIREMENT SYSTEM OF NEVADA		88.574	88.574
**D	TEA BLACKROCK INC INTL		111.964	111.964
**D	UTC EDHEC BLACKROCK UNITED TECHNOLOGIES CORPORATION MASTER RETIREMENT		5.256	5.256
**D	UPMC BMO PENSION		2.633	2.633
**D	UPMC BMO		2.297	2.297
**D	POOL RE I AND G MSCI EQ		4.968	4.968
**D	BLACKROCK LIFE LIMITED		20.781	20.781
**D	BLL AQUIL LIFGLO3000 FMEN WHT INDFD		19.232	19.232
**D	PENN SERIES DEV INTL INDEX FUND		3.533	3.533
**D	BNYMTD BLK EURO DYNAMIC FD		2.480.331	2.480.331
**D	PHC SSGA EQ		52.625	52.625
**D	BNYMTD BLK CONTINENTAL EURO INC		259.903	259.903
**D	BNYMTD BLK CONT EUR EQ TRCK FD INV		310.452	310.452
**D	BNYMTD BLK DYN DVSD GR PFFD ASSTALL		6.100	6.100
**D	FLORIDA RETIREMENT SYSTEM		52.803	52.803
**D	BLACKROCK WORLD EX FLORIDA RET SYS		120.063	120.063
**D	PENSION RESERVES INVESTMENT TRUST FUND		118.379	118.379
**D	VOYA INTERNATIONAL CORE FUND		5.073	5.073
**D	DUKE ENERGY QUALIFIED NUCLEAR DECOMMISSIONING		13.582	13.582
**D	INDIANA PUBLIC RETIREMENT SYSTEM		25.864	25.864
**D	LINCOLN VARIABLE INSURANCE PRODUCTS TRUST LVIP SSGA DEVELOPED INTERNATIONAL 150 FUND		213.457	213.457
**D	LINCOLN VARIABLE INSURANCE PRODUCTS TRUST LVIP SSGA INTERNATIONAL INDEX FUND		91.532	91.532
**D	MERCY INVESTMENT SERVICES INC		4.438	4.438
**D	ALLIANZ GLOBAL INVESTORS KAPITALANLAGEGESELLSCHAFT MBH		7.216	7.216
**D	AGI VGI 1 SUB AKT 8477 23 6328 SPK		74.040	74.040
**D	AGI VGI 1 DIV QUA 8477 25 6338 SPK		9.010	9.010
**D	AGI VGL RCM S VAL 8478 10 6359 SPK		157.850	157.850
**D	AGI VGL RCM S VAL 8490 06 5209 SPK		14.740	14.740
**D	AGI VGL RCM S VAL 8502 10 6376 SPK		68.480	68.480
**D	PUBLIC EMPLOYEES RETIREMENT ASSOCIATION OF NEW MEXICO		27.025	27.025
**D	PENSIONS OF THE EVANGELICAL LUTHERAN CHURCH IN AMERICA		4.931	4.931
**D	THE STATE OF CONNECTICUT ACTING THROUGH ITS TREASURER		68.711	68.711
**D	SOUTH CAROLINA RETIREMENT SYSTEMS GROUP TRUST		22.363	22.363
**D	UPS GROUP TRUST		59.614	59.614
**D	INTERNATIONAL BANK FOR RECONSTRUCTION AND DEVELOPMENT		16.601	16.601



Azioni in proprio:
Azionisti in proprio:

1.174 Teste: 1
0 Azionisti in delega: 1.174

Pagina 11



Assemblea Ordinaria del 20 aprile 2018

LISTA ESITO DELLE VOTAZIONE

Oggetto: Acquisto e vendita Azioni proprie

CONTRARI

Badge	Ragione Sociale	Proprio	Delega	Totale
**D	ENERGY INSURANCE MUTUAL LIMITED		3.239	3.239
**D	CENTRAL STATES SOUTHEAST AND SOUTHWEST AREAS PENSION FUND		18.422	18.422
**D	IOWA PUBLIC EMPLOYEES RETIREMENT SYSTEM		5.235	5.235
**D	FGT FRK GLOBAL LSTD INFRASTRUCT FD		86.920	86.920
**D	BANK OF AMERICA OMNIBUS		1.200	1.200
**D	SEI GLOBAL INVESTMENTS FUND		2.849	2.849
**D	SEI GLOBAL MASTER FUND PLC		5.862	5.862
**D	TRUST AND CUSTODY SERVICES		319.601	319.601
**D	KOKUSAI EQUITY INDEX FUND		8.393	8.393
**D	ARRCO LONG TERM B		30.956	30.956
**D	CONSULTING GROUP CAPITAL		11.311	11.311
**D	IXIS FLAMME		16.498	16.498
**D	OFI MARKET NEUTRAL EQUITY		22.989	22.989
**D	BLACKROCK EUROFUND		129.500	129.500
**D	BLACKROCK GLOBAL ALLOCATION		2.287	2.287
**D	OFI AM		26.511	26.511
**D	MAAF ASSURANCES SA		213.864	213.864
**D	BLACKROCK GLOBAL ALLOCATION VI		633	633
**D	TRUST CUSTODY SERVICES BANK		195.807	195.807
**D	PROTEC BTP		4.704	4.704
**D	LA BANQUE POSTALE ASSET MANAG.		20.000	20.000
**D	TRUST AND CUDTODY SERVICES		46.300	46.300
**D	AMUNDI FUNDS II-PIONEER FLEX.		56.714	56.714
**D	BROWN BROTHERS HARRIMAN		8.130	8.130
**D	AMUNDI SOLUZIONI IT- PROG. CED		107.330	107.330
**D	NUVEEN GLOBAL INVESTORS FUND		62.091	62.091
**D	REGON CUSTODY B.V		109.118	109.118
**D	AHL ALPHA MASTER LIMITED C/O CITCO TRUSTEES (CAYMAN) LIMITED		7.193	7.193
**D	AHL DIRECTIONAL EQUITIES MASTER LIMITED		14.604	14.604
**D	AHL EVOLUTION LTD SHARMAINE BERKELEY ARGONAUT LTD		166.771	166.771
**D	AHL GENESIS 2 LIMITED C/O MAPLES CORPORATE SERVICES LIMITED		18.273	18.273
**D	AHL GENESIS LIMITED		10.380	10.380
**D	AQR DELTA SAPPHIRE FUND LP		650	650
**D	AVIVA INVESTORS INTERNATIONAL INDEX TRACKING FUND		14.356	14.356
**D	BERESFORD FUNDS PLC		88.836	88.836
**D	BLACKROCK EUROPEAN MASTER HEDGE FUND		1.729.735	1.729.735
**D	CBOSC ATF CW BK GRP SUP WGSS08		8.520	8.520
**D	CLINTON EQUITY STRATEGIES MASTER FUND LTD		1.065	1.065
**D	COLONIAL FIRST STATE INVESTMENTS LIMITED.		652.162	652.162
**D	COMMONWEALTH GLOBAL INFRASTRUCTURE SECURITIES FUND 1		342.681	342.681
**D	FIDANTE PARTNERS LIMITED		192.670	192.670
**D	GOTHAM CAPITAL V LLC		142	142
**D	INTERNATIONAL EQUITIES FUND		4.440	4.440

Assemblea Ordinaria del 20 aprile 2018

LISTA ESITO DELLE VOTAZIONE


Oggetto: Acquisto e Vendita Azioni proprie

CONTRARI

Badge	Ragione Sociale	Proprio	Delega	Totale
**D	IRISH LIFE ASSURANCE.		223.525	223.525
**D	IRISH LIFE ASSURANCE PLC		73.029	73.029
**D	JOHN HANCOCK FUNDS II INTERNATIONAL STRATEGIC EQUITY ALLOCATION FUND		105.015	105.015
**D	JOHN HANCOCK VARIABLE INSURANCE TRUST INTERNATIONAL EQUITY INDEX TRUST		15.943	15.943
**D	LEGAL AND GENERAL		10.571	10.571
**D	LEGAL AND GENERAL ASSURANCE PENSIONS MANAGEMENT LIMITED		6.020.903	6.020.903
**D	LEGAL AND GENERAL ASSURANCE SOCIETY LIMITED		3.964	3.964
**D	LEGAL AND GENERAL COLLECTIVE INVESTMENT TRUST.		428.070	428.070
**D	MACQUARIE INVESTMENT MANAGEMENT LIMITED		351.875	351.875
**D	MACQUARIE MULTI FACTOR FUND		5.053	5.053
**D	MACQUARIE TRUE INDEX GLOBAL INFRASECURITIES FUND		325.320	325.320
**D	MEDICAL ASSURANCE SOCIETY NEW ZEALAND LIMITED		4.621	4.621
**D	NATIONAL COUNCIL FOR SOCIAL SECURITY FUND.		2.510	2.510
**D	NEWBURG NOMINEES LIMITED INVESTORS WHOLESALE GLOBAL EQUITY (INDEX) TRUST		19.422	19.422
**D	NUMERIC MULTI STRATEGY MARKET NEUTRAL LEVERED OFFSHORE FUND LIMITED		1.110	1.110
**D	NUMERIC SOCIALLY AWARE MULTI STRATEGY FUND LTD		640	640
**D	PINEBRIDGE FUND SERIES PINEBRIDGE EUROPE EQUITY FUND		91.990	91.990
**D	REDWOOD POINT ORION MASTER FUND LTD - INTL EQUITY SLEEVE		3.580	3.580
**D	SIEFORE BANAMEX BASICA 2 SA DE CV		52.201	52.201
**D	SIEFORE BANAMEX BASICA 3, SA DEC.V		73.027	73.027
**D	SIEFORE BANAMEX BASICA 4-SA DE CV.		135.910	135.910
**D	STICHTING MN SERVICES AANDELENFONDS EUROPA.		41.639	41.639
**D	STICHTING PENSIOENFONDS METAAL		187.979	187.979
**D	STICHTING PENSIOENFONDS METAAL EN T MN SERVICES		61.444	61.444
**D	STICHTING PGGM DEPOSITARY		613.943	613.943
**D	THE NOMURA TRUST AND BANKING CO. LTD		10.197	10.197
**D	TWO SIGMA ABSOLUTE RETURN PORTFOLIO LLC CORPORATION SERV.COMP.2		17	17
**D	VICTORY CEMP MARKET NEUTRAL INCOME FUND		2.747	2.747
**D	VICTORYSHARES DEVELOPED ENHANCED VOLATILITY WTD INDEX ETF		11.639	11.639
**D	VICTORYSHARES INTERNATIONAL HIGHDIV VOLATILITY WTD INDEX ETF		13.301	13.301
**D	VICTORYSHARES INTERNATIONAL VOLATILITY WTD INDEX ETF		1.480	1.480
**D	UBS (LUX) EQUITY SICAV		101.670	101.670
**D	UBS GLOBAL SOLUTIONS - GLOBAL EQUITIES EUR		4.854	4.854
**D	UBS GLOBAL SOLUTIONS - GLOBAL EQUITIES II EUR		8.211	8.211
**D	UBS (LUX) EQUITY SICAV EURO COUNTRIES INCOME		50.487	50.487
**D	UBS (LUX) STRATEGY SICAV SAP DEFENSIVE (USD)		4.556	4.556
**D	UBS (LUX) STRATEGY SICAV SAP MEDIUM (USD)		10.722	10.722
**D	UBS (LUX) STRATEGY SICAV SAP DYNAMIC (USD)		3.776	3.776
**D	UBS FUND MANAGEMENT (LUXEMBOURG) SA		29.584	29.584
**D	UBS (LUX) SICAV 1		805	805
**D	UBS FUND MANAGEMENT (SWITZERLAND) AG.		313.170	313.170
**D	UBS (LUX) STRATEGY XTRA SICAV		1.540	1.540
**D	VICTORIA SUPERANNUATION FUND		566.013	566.013

Pagina 13

Azionisti: 1.174 Teste: 1
 Azionisti in proprio: 0 Azionisti in delega: 1.174



Assemblea Ordinaria del 20 aprile 2018

LISTA ESITO DELLE VOTAZIONE

Oggetto: **Acquisto e Vendita Azioni proprie****CONTRARI**

Badge	Ragione Sociale	Proprio	Delega	Totale
**D	ENERGY SUPER		72.531	72.531
**D	CITY OF SAN JOSE POLICE & FIRE DEPARTMENT RETIREMENT PLAN		45.325	45.325
**D	LEGG MASON DEVELOPED EX-US DIVERSIFIED CORE ETF		645	645
**D	STATE FARM VARIABLE PRODUCT TRUST, INTERNATIONAL EQ INDEX F		10.158	10.158
**D	BEAUMONT HEALTH POOLED INVESTMENT PARTNERSHIP		440	440
**D	BEAUMONT HEALTH MASTER RETIREMENT TRUST		3.420	3.420
**D	BEAUMONT HEALTH		3.835	3.835
**D	KAISER PERMANENTE GROUP TRUST		662.840	662.840
**D	HIRTLE CALLAGHAN TRUST INTERNATIONAL EQUITY PORTFOLIO		34.489	34.489
**D	HC CAPITAL TRUST- THE INSTITUTIONAL INTERNATIONAL EQUITY PTF		77.683	77.683
**D	HC CAPITAL TRUST - THE ESG GROWTH PORTFOLIO		4.744	4.744
**D	HC CAPITAL TRUST- THE CATHOLIC SRI GROWTH PORTFOLIO		866	866
**D	ARKWRIGHT, LLC		5.464	5.464
**D	SYLVAN PARTNERS, LLC		429	429
**D	KAISER FOUNDATION HOSPITALS		602.798	602.798
**D	BRUNEI INVESTMENT AGENCY		20.502	20.502
**D	JOHN HANCOCK VAR INS TRUST STRATEGIC EQUITY ALLOCATION TRUST		106.640	106.640
**D	JOHN HANCOCK FUNDS II STRATEGIC EQUITY ALLOCATION FUND		170.485	170.485
**D	BMO DISCIPLINED INTERNATIONAL EQUITY FUND		6.953	6.953
**D	LAZARD GLOBAL LISTED INFRASTRUCTURE PORTFOLIO	12.550.495		12.550.495
**D	LAZARD REAL ASSETS AND PRICING OPPORTUNITIES PORTFOLIO		4.029	4.029
**D	LAZARD EQUITY FRANCHISE PORTFOLIO		10.556	10.556
**D	MFS DEVELOPMENT FUNDS, LLC		3.179	3.179
**D	GOLDMAN SACHS TRST II-GOLDMAN SACHS MULTI-MNGR GLOBAL EQT FUND		2.081	2.081
**D	INTERNATIONAL MONETARY FUND		8.397	8.397
**D	INTERNATIONAL MONETARY FUND		8.812	8.812
**D	JOHN HANCOCK LIFE AND HEALTH INSURANCE COMPANY		23.516	23.516
**D	THE MASTER TRUST BK OF JP LTD: HITACHI FOREIGN EQ INDEX MF		8.442	8.442
**D	SPDR MSCI WORLD QUALITY MIX FUND		314	314
**D	IBM RETIREMENT PLAN		2.394	2.394
**D	AMERICAN CENTURY QUANTITATIVE EQUITY FUNDS, INC. INT CORE EQ		2.155	2.155
**D	AXA IM SMART MATCHING SOLUTIONS PUBLIC LIMITED COMPANY		3.900	3.900
**D	ALPS INTERNATIONAL SECTOR DIVIDEND DOGS ETF		198.298	198.298
**D	ALPINE GLOBAL INFRASTRUCTURE FUND		73.700	73.700
**D	ANIMA FUNDS PLC		2.022	2.022
**D	AQR FUNDS - AQR ALTERNATIVE RISK PREMIA FUND		2.485	2.485
**D	AQR INTERNATIONAL EQUITY EDGE FUND, L.P.		51	51
**D	AXA INVESTMENT MANAGERS DEUTSCHLAND GMBH FOR AXA EUROPA		20.400	20.400
**D	AXA ROSENBERG EQUITY ALPHA TRUST		152.400	152.400
**D	STATE OF ALASKA RETIREMENT AND BENEFITS PLANS		65.400	65.400
**D	STATE OF ALASKA RETIREMENT AND BENEFITS PLANS		372.945	372.945
**D	STICHTING BEDRIJFSPENSIJENFONDS VOOR HET BAKKERSBEDRIJF		49.367	49.367
**D	UNITED TECHNOLOGIES CORPORATION EMPLOYEE SAVINGS PLAN		32.086	32.086

Pagina 14

Azionisti: 1.174 Teste: 1
 Azionisti in proprio: 0 Azionisti in delega: 1.174

Assemblea Ordinaria del 20 aprile 2018

LISTA ESITO DELLE VOTAZIONE

Oggetto: Acquisto e Vendita Azioni proprie

CONTRARI

Badge	Ragione Sociale	Proprio	Delega	Totale
**D	THE WALT DISNEY COMPANY RETIREMENT PLAN MASTER TRUST		2.936	2.936
**D	THE WALT DISNEY COMPANY RETIREMENT PLAN MASTER TRUST		7.842	7.842
**D	BROOKFIELD REAL ASSETS HYBRID MASTER FUND L.P		11.700	11.700
**D	SIEFORE XXI BANORTE CONS, SOC ANON DE CAPITAL VARIABLE		418.008	418.008
**D	UAW RETIREE MEDICAL BENEFITS TRUST		142.016	142.016
**D	CENTRAL PROVIDENT FUND BOARD		4.816	4.816
**D	DESJARDINS GLOBAL INFRASTRUCTURE FUND		224.374	224.374
**D	CALVERT VP EAFE INTERNATIONAL INDEX PORTFOLIO		4.209	4.209
**D	CALVERT RESP INX SRS, INC.-CLVRT DVD MRKTS EX-U.S. RSP INX FD		3.105	3.105
**D	CAISSE DE DEPOT ET PLACEMENT DU QUEBEC		315.258	315.258
**D	THE REGENTS OF THE UNIVERSITY OF CALIFORNIA		286.164	286.164
**D	VALIC COMPANY I - GLOBAL SOCIAL AWARENESS FUND		7.576	7.576
**D	ALLIANZGI EUROPE EQUITY DIVIDEND FUND		2.417	2.417
**D	SAN JOSE FEDERATED RETIREE HEALTH CARE TRUST FUND		5.064	5.064
**D	SAN JOSE POLICE AND FIRE RETIREE HEALTH CARE TRUST FUND		952	952
**D	PARAMETRIC INTERNATIONAL EQUITY FUND		11.722	11.722
**D	FRANKLIN TEMPLETON ETF TRUST - FRANKLIN FTSE EUROPE ETF		5.901	5.901
**D	FRANKLIN TEMPLETON ETF TRUST - FRANKLIN FTSE ITALY ETF		3.034	3.034
**D	FRANKLIN TEMPLETON ETF TRUST - FRANKLIN FTSE EUROPE HEDGED ETF		1.855	1.855
**D	TAX - MANAGED INTERNATIONAL EQUITY PORTFOLIO		4.194	4.194
**D	BROOKFIELD GLOBAL REAL ASSET FUND		10.000	10.000
**D	TRANSAMERICA INTERNATIONAL EQUITY INDEX VP		399	399
**D	LAZARD GLOBAL INFRASTRUCTURE FUND		707.475	707.475
**D	TANGERINE DIVIDEND PORTFOLIO		4.853	4.853
**D	TANGERINE BALANCED INCOME PORTFOLIO		945	945
**D	TANGERINE BALANCED PORTFOLIO		6.336	6.336
**D	TANGERINE BALANCED GROWTH PORTFOLIO		5.588	5.588
**D	TANGERINE EQUITY GROWTH PORTFOLIO		5.673	5.673
**D	STATE FARM MUTUAL FUND TRUST, INTERNATIONAL INDEX FUND		8.677	8.677
**D	MASSMUTUAL SELECT BLACKROCK GLOBAL ALLOCATION FUND		36	36
**D	LAZARD GLOBAL LISTED INFRASTRUCTURE (CANADA) FUND		1.539.612	1.539.612
**D	TRANSAMERICA BLACKROCK GLOBAL ALLOCATION VP		116	116
**D	MM SELECT EQUITY ASSET FUND		8.200	8.200
**D	MM MSCI EAFE INTERNATIONAL INDEX FUND		6.965	6.965
**D	STATE STREET GLOBAL DIVIDEND ETF		57.082	57.082
**D	JANUS HENDERSON SG GLOBAL QUALITY INCOME ETF		3.009	3.009
**D	STATE STREET CAPITAL MANAGEMENT LLC		1	1
**D	STATE STREET GLOBAL ALL COUNTRY ENHANCED INDEX FUND LLC		4.118	4.118
**D	STATE STREET GLOBAL ALL COUNTRY ENHANCED INDEX FUND LLC		467	467
**D	STATE STREET SERIES TRUST SA MULTI-MANAGED INT EQUITY PTF		5.912	5.912
**D	STATE STREET SERIES TRUST- SA BLACKROCK VCP GLO MUL ASSET PTF		23.423	23.423
**D	STATE STREET GLOBAL EQUITY EX-US INDEX PORTFOLIO		41.521	41.521
**D	STATE STREET INTERNATIONAL DEVELOPED EQUITY PORTFOLIO		90.764	90.764

Azionisti: 1.174 Teste: 1
 Azionisti in proprio: 0 Azionisti in delega: 1.174



Assemblea Ordinaria del 20 aprile 2018

LISTA ESITO DELLE VOTAZIONE
Oggetto: Acquisto e Vendita Azioni proprie

CONTRARI


Badge	Ragione Sociale	Proprio	Delega	Totale
**D	DEUTSCHE EAFF EQUITY INDEX FUND		1.600	1.600
**D	INVESCO GLOBAL INFRASTRUCTURE FUND		11.286	11.286
**D	KP INTERNATIONAL EQUITY FUND		8.698	8.698
**D	CAYMAN ISLANDS CHAMBER OF COMMERCE PENSION FUND		3.546	3.546
**D	RHUMBLINE INTERNATIONAL POOLED INDEX TRUST		5.852	5.852
**D	SPDR MSCI ACWI IMI ETF		1.000	1.000
**D	SPDR MSCI EAFF FOSSIL FUEL FREE ETF		2.227	2.227
**D	SPDR MSCI WORLD QUALITY MIX ETF		152	152
**D	SPDR MSCI ACWI LOW CARBON TARGET ETF		3.522	3.522
**D	LAZARD GLOBAL INVESTMENT FUNDS PUBLIC LIMITED COMPANY		4.784	4.784
**D	MARYLAND STATE RETIREMENT & PENSION SYSTEM		34.898	34.898
**D	ALLIANZ GLOBAL INVESTORS GMBH FOR ALLIANZ EUROPAVISION		52.002	52.002
**D	MDPIM INTERNATIONAL EQUITY INDEX POOL		3.127	3.127
**D	MERCER QIF CCF		55.720	55.720
**D	MGI FUNDS PLC		32.901	32.901
**D	MERCER QIF CCF		453.367	453.367
**D	MET INVESTORS SERIES TRUST- PANAGORA GLO DIVERSIFIED RISK PTF		929	929
**D	NORTHROP GRUMMAN PENSION MASTER TRUST		372.922	372.922
**D	NORTHROP GRUMMAN CORPORATION VEBA MASTER TRUST I		1.278	1.278
**D	CITY OF NEW YORK GROUP TRUST		57.783	57.783
**D	CITY OF NEW YORK GROUP TRUST		133.959	133.959
**D	PIMCO EQUITY SERIES:PIMCO RAFI DYNAMIC MULTI-FACTOR INT EQ ETF		650	650
**D	PRINCIPAL EXCHANGE-TRADED FDS-PRINC INT MULTI-FACTOR INDEX ETF		2.304	2.304
**D	PRINCIPAL DIVERSIFIED REAL ASSET CIT		98.616	98.616
**D	INTEL CORPORATION RETIREE MEDICAL PLAN TRUST		8.065	8.065
**D	GOV OF HM THE SULTAN AND YANG DI-PERTUAN OF BRUNEI DARUSSALAM		20.120	20.120
**D	FEDERATED CITY EMPLOYEES RETIREMENT SYSTEM		28.331	28.331
**D	BANK OF KOREA		8.339	8.339
**D	BANK OF KOREA		21.271	21.271
**D	SSGA MSCI ACWI EX-USA INDEX NON-LENDING DAILY TRUST		9.344	9.344
**D	GAM INVESTMENT MANAGEMENT (SWITZERLAND) AG		23.349	23.349
**D	STATE STREET IRELAND UNIT TRUST		80.268	80.268
**D	THE WORKERS' COMPENSATION BOARD		755.016	755.016
**D	GAM INV MGMT (SWITZ) AG ON BEHALF OF SWIF EUROPE EQUITY INDEX		916	916
**D	SSGA SPDR ETFS EUROPE I PUBLIC LIMITED COMPANY		1.632.818	1.632.818
**D	SSGA SPDR ETFS EUROPE II PUBLIC LIMITED COMPANY		82.736	82.736
**D	SIR DAVID TRENCH FUND FOR RECREATION		318	318
**D	ROMAN CATHOLIC BISHOP OF SPRINGFIELD A CORPORATION SOLE		258	258
**D	DELTASHARES S+P INTERNATIONAL MANAGED RISK ETF		7.029	7.029
**D	TEACHER RETIREMENT SYSTEM OF TEXAS		229.579	229.579
**D	PINEBRIDGE GLOBAL FUNDS		17.793	17.793
**D	METZLER ASSET MANAGEMENT GMBH FOR MI-FONDS 415		50.000	50.000
**D	UBS (IRL) ETF PLC		3.851	3.851

Assemblea Ordinaria del 20 aprile 2018

LISTA ESITO DELLE VOTAZIONE
 Oggetto: Acquisto e Vendita Azioni proprie

CONTRARI

Badge	Ragione Sociale	Proprio	Delega	Totale
**D	WINTON UCITS FUNDS PLC		30.943	30.943
**D	WELLS FARGO BK DECL OF TR EST INV FUNDS FOR EMPLOYEE BEN TR		56.469	56.469
**D	WELLS FARGO MASTER TRUST-WELLS FRGO FACTR ENHANCED INT PRTELIO		43.072	43.072
**D	WISDOMTREE ISSUER PUBLIC LIMITED COMPANY		10.272	10.272
**D	WILMINGTON TRUST, NATIONAL ASSOCIATION		4.010	4.010
**D	DIVERSIFIED MARKETS (2010) POOLED FUND TRUST		8.137	8.137
**D	WASHINGTON STATE INVESTMENT BOARD		171.034	171.034
**D	WSIB INVESTMENTS (PUBLIC EQUITIES) POOLED FUND TRUST		5.024	5.024
**D	WISDOMTREE DYNAMIC CURRENCY HEDGED EUROPE EQUITY FUND		2.852	2.852
**D	WISDOMTREE DYNAMIC CURRENCY HEDGED INTRNL EQUITY FUND		27.787	27.787
**D	WISDOMTREE INTERNATIONAL HIGH DIVIDEND FUND		32.362	32.362
**D	WISDOMTREE INTERNATIONAL EQUITY FUND		59.489	59.489
**D	WISDOMTREE GLOBAL HIGH DIVIDEND FUND		3.532	3.532
**D	WISDOMTREE INTERNATIONAL DIVIDEND EX-FINANCIALS FUND		72.095	72.095
**D	WISDOMTREE INTERNATIONAL LARGE CAP DIVIDEND FUND		36.534	36.534
**D	WISDOMTREE EUROPE LOCAL RECOVERY FUND		4.002	4.002
**D	NEW YORK STATE TEACHERS RETIREMENT SYSTEM		191.992	191.992
**D	NEW YORK STATE TEACHERS RETIREMENT SYSTEM		17.906	17.906
**D	MANULIFE ASSET MANAGEMENT INTERNATIONAL EQUITY INDEX POOLED F		14.968	14.968
**D	GAM INV MGT(SWI)AG OBO ZUR INV IN FDS-ZIF AKTIEN EUROPA PASSIV		17.825	17.825
**D	GAM INV MGMT(SWITZ)AG OBO ZURICH INVEST INSTITUTIONAL FUNDS		474.028	474.028
**D	SS BK AND TRUST COMPANY INV FUNDS FOR TAXEXEMPT RETIREMENT PL		2.138.893	2.138.893
**D	SSGA RUSSELL FD GL EX-US INDEX NONLENDING QP COMMON TRUST FUND		4.707	4.707
**D	SSGA FTSE RAFI DEVELOPED 1000 INDEX NON-LENDING COMMON TR F		6.612	6.612
**D	SS FTSE DEV COMPREHENSIVE FACTOR IND NON-LENDING COMMON TRU FD		9.775	9.775
**D	STATE STREET SP GLO INFRA INDEX NON-LENDING COMMON TRUST FUND		493.234	493.234
**D	STATE STREET RAFI DEVELOP EX-US INDEX NON-LENDING COMMON TR FUND		985	985
**D	SSGA MSCI EUROPE SCREENED INDEX NON-LENDING COMMON TRUST FUND		48.048	48.048
**D	MSCI EAFE PROV SCREENED INDEX NON - LENDING COMMON TR FUND		6.533	6.533
**D	STATE STREET GLOBAL ADVISORS LUXEMBOURG SICAV		187.873	187.873
**D	AXA WORLD FUNDS		204.500	204.500
**D	ALLIANZ GLOBAL INVESTORS FUND		926.091	926.091
**D	BLACKROCK STRATEGIC FUNDS		144.767	144.767
**D	BLACKROCK GLOBAL INDEX FUNDS		15.023	15.023
**D	INDEXIO		4.626	4.626
**D	WILLIS TOWERS WATSON SACHS FUNDS II		192.984	192.984
**D	WILLIS TOWERS WATSON SACHS FUNDS I		772	772
**D	WILLIS TOWERS WATSON SACHS FUNDS I		46.000	46.000
**D	WILLIS TOWERS WATSON SACHS FUNDS I		1.317	1.317
**D	WILLIS TOWERS WATSON SACHS FUNDS I		694.911	694.911
**D	WILLIS TOWERS WATSON SACHS FUNDS I		136.072	136.072
**D	WILLIS TOWERS WATSON SACHS FUNDS I		51.040	51.040
**D	WILLIS TOWERS WATSON SACHS FUNDS I		144.080	144.080



Azionisti: 1.174 Teste: 1
 Azionisti in proprio: 0 Azionisti in delega: 1.174

Assemblea Ordinaria del 20 aprile 2018

LISTA ESITO DELLE VOTAZIONE

Oggetto: Acquisto e Vendita Azioni proprie

CONTRARI

Badge	Ragione Sociale	Proprio	Delega	Totale
**D	ISHARES MSCI EAFE GROWTH ETF		114.364	114.364
**D	ISHARES MSCI EAFE ETF		2.362.381	2.362.381
**D	ISHARES MSCI EAFE VALUE ETF		184.626	184.626
**D	ISHARES GLOBAL INDUSTRIALS ETF		27.303	27.303
**D	ISHARES MSCI EUROZONE ETF		1.276.812	1.276.812
**D	ISHARES MSCI ITALY CAPPED ETF		969.487	969.487
**D	ISHARES MSCI KOKUSAI ETF		1.845	1.845
**D	ISHARES GLOBAL INFRASTRUCTURE ETF		3.521.707	3.521.707
**D	ISHARES MSCI DEVELOPED WORLD INDEX FUND		9.240	9.240
**D	BLACKROCK INST TRUST CO NA INV FUNDSFOR EMPLOYEE BENEFIT TR		3.458.790	3.458.790
**D	ISHARES CORE MSCI EAFE ETF		1.493.834	1.493.834
**D	ISHARES CORE MSCI TOTAL INTERNATIONAL STOCK ETF		169.778	169.778
**D	ISHARES CORE MSCI INTERNATIONAL DEVELOPED MARKETS ETF		21.670	21.670
**D	ISHARES MSCI WORLD ETF		7.564	7.564
**D	ISHARES CORE MSCI EAFE IMI INDEX ETF		37.690	37.690
**D	ISHARES MSCI EUROPE IMI INDEX ETF		12.414	12.414
**D	ISHARES MSCI ACWI LOW CARBON TARGET ETF		12.150	12.150
**D	ISHARES CORE MSCI EUROPE ETF		113.350	113.350
**D	ISHARES EDGE MSCI INTL SIZE FACTOR ETF		213	213
**D	ISHARES INTERNATIONAL FUNDAMENTAL INDEX ETF		4.557	4.557
**D	CONNECTICUT GENERAL LIFE INSURANCE COMPANY		1.092	1.092
**D	THRIFT SAVINGS PLAN		1.423.532	1.423.532
**D	BLACKROCK CDN MSCI EAFE EQUITY INDEX FUND		165.403	165.403
**D	BLACKROCK CDN WORLD INDEX FUND		12.681	12.681
**D	BLACKROCK CDN MSCI EAFE INDEX PLUS FUND		3.346	3.346
**D	BLACKROCK CDN GLOBAL INFRASTRUCTURE EQUITY INDEX FUND		495.103	495.103
**D	BLACKROCK INDEX FUNDS INC.-BLACKROCK INTERNATIONAL INDEX FUND		337.294	337.294
**D	BLACKROCK UTILITY AND INFRASTRUCTURE TRUST		397.024	397.024
**D	ACWI EX-US INDEX MASTER PORTFOLIO OF MASTER INVESTMENT PTF		23.080	23.080
**D	RUSSELL DEVELOPED EX-U.S. LARGE CAP INDEX FUND B		3.733	3.733
**D	MSCI EQUITY INDEX FUND B-ITALY		227.438	227.438
**D	EURO EX-UK ALPHA TITLS FUND B		6.675	6.675
**D	BGI MSCI EUROPE EQUITY INDEX FUND B		133.475	133.475
**D	BGI MSCI EAFE EQUITY INDEX NON-LENDABLE FUND B		127.092	127.092
**D	BGI MSCI EMU IMI INDEX FUND B		393	393
**D	DEVELOPED EX-FOSSIL FUEL INDEX FUND B		2.655	2.655
**D	BLACKROCK MSCI EUROPE EQUITY ESG SCREENED INDEX FUND B		364	364
**D	BLACKROCK MSCI WORLD EQUITY ESG SCREENED INDEX FUND B		46.866	46.866
**D	RUSSELL DEVELOPED LARGE CAP EM GEOEXPOSURE INDEX FUND B		21.045	21.045
**D	EUROPEEX-CONTROVERSIAL WEAPONS EQUITY INDEX FUND B		38.684	38.684
**D	PROXY TEAM PARAMETRIC PORTFOLIO ASSOCIATES		2.397	2.397
**D	TEACHERS' RETIREMENT SYSTEM OF THE STATE OF ILLINOIS		64.502	64.502
**D	IBM 401K PLUS PLAN		84.619	84.619

Assemblea Ordinaria del 20 aprile 2018

LISTA ESITO DELLE VOTAZIONE
Oggetto: Acquisto e Vendita Azioni proprie

CONTRARI

Badge	Ragione Sociale	Proprio	Delega	Totale
**D	STATE OF ALASKA RETIREMENT AND BENEFITS PLANS		19.494	19.494
**D	STATE OF MINNESOTA		201.700	201.700
**D	SPDR MSCI ACWI EX-US ETF		70.855	70.855
**D	SPDR S+P INTERNATIONAL DIVIDEND ETF		545.720	545.720
**D	SPDR S&P GLOBAL INFRASTRUCTURE ETF		309.087	309.087
**D	SPDR S&P WORLD (EX-US) ETF		52.228	52.228
**D	CONSOLIDATED EDISON RETIREMENT PLAN		41.829	41.829
**D	COMMON TRUST ITALY FUND		437.090	437.090
**D	STATE STREET TOTAL RETURN V.I.S. FUND		13.697	13.697
**D	ISHARES PUBLIC LIMITED COMPANY		1.242.242	1.242.242
**D	ISHARES II PUBLIC LIMITED COMPANY		962.588	962.588
**D	ISHARES V PUBLIC LIMITED COMPANY		18.751	18.751
**D	ISHARES III PUBLIC LIMITED COMPANY		175.152	175.152
**D	ISHARES VI PUBLIC LIMITED COMPANY		94.385	94.385
**D	ISHARES IV PUBLIC LIMITED COMPANY		10.641	10.641
**D	ISHARES VII PLC		399.623	399.623
**D	BLACKROCK AM DE FOR ISHS DJ EUROZONE SUST SCR. UCITS ETF (DE)		40.742	40.742
**D	BLACKROCK AM DE FOR ISHARES EURO STOXX UCITS ETF (DE)		173.094	173.094
**D	BLACKROCK AM DE FOR ISHS EURO STOXX SELECT DIV 30 UCITS ETF DE		818.813	818.813
**D	BLACKROCK AM DE FOR ISHS STOXX EUROPE LARGE 200 UCITS ETF (DE)		4.873	4.873
**D	ISHARES I INV MIT TGV F ISHS ST EUR600 IND.GOODS+SER.UCITS ETF		73.154	73.154
**D	BLACKROCK AM DE FOR ISHARES STOXX EUROPE 600 UCITS ETF (DE)		391.817	391.817
**D	MONETARY AUTHORITY OF SINGAPORE		4.361	4.361
**D	BLACKROCK AM SCHWEIZ AG OBO BIF'S WORLD EX SWITZ EQ INDEX FUND		9.113	9.113
**D	MANAGED PENSION FUNDS LIMITED		313.742	313.742
**D	THE TRUSTEES OF CONOCOPHILLIPS PENSION PLAN		9.630	9.630
**D	FAMILY INVESTMENTS CHILD TRUST FUND		14.769	14.769
**D	FAMILY INVESTMENTS GLOBAL ICVC FAMILY BALANCED INT FUND		11.226	11.226
**D	HSBC AS TRUSTEE FOR SSGA EUROPE EX UK EQUITY TRACKER FUND		421.437	421.437
**D	BNY MELLON TR+DEP ATF ST. JAMES'S PLACE GLOBAL EQ UNIT TR		114.130	114.130
**D	CUMBRIA LOCAL GOVERNMENT PENSION SCHEME		51.987	51.987
**D	AL MEHWAR COMMERCIAL INVESTMENTS LLC		506.266	506.266
**D	ALLIANZ UK+EUROPEAN INV FDS-ALLIANZ EUROPEAN EQUITY INCOME FD		11.497	11.497
**D	STICHTING PENSIOENFONDS CHEMOURS NEDERLAND		3.506	3.506
**D	STICHTING TRUST F AND C UNHEDGE		38.767	38.767
**D	STICHTING PHILIPS PENSIOENFONDS		65.201	65.201
**D	STATE STREET INTERNATIONAL EQUITIES INDEX TRUST		19.790	19.790
**D	SPDR S&P WORLD EX AUSTRALIA FUND		1.426	1.426
**D	SPDR S&P GLOBAL DIVIDEND FUND		40.155	40.155
**D	CHRISTIAN SUPER		1.178	1.178
**D	CHRISTIAN SUPER		1.945	1.945
**D	LAZARUS GLOBAL LISTED INFRASTRUCTURE FUND		2.553.948	2.553.948
**D	STATE STREET INT EQTS INDEX TRUST EX TOBACCO EX CONTR WEAPONS		502	502



Azionisti 1.174 Teste: 1
Azionisti in proprio: 0 Azionisti in delega: 1.174

Assemblea Ordinaria del 20 aprile 2018

LISTA ESITO DELLE VOTAZIONE

Oggetto: Acquisto e Vendita Azioni proprie

CONTRARI

Badge	Ragione Sociale	Proprio	Delega	Totale
**D	LAZARD GLOBAL EQUITY FRANCHISE FUND		67.206	67.206
**D	QSUPER		18.798	18.798
**D	AXA IM ACWI SMARTBETA EQUITY FUND		2.500	2.500
**D	UBS IQ MSCI WORLD EX AUSTRALIA ETHICAL ETF		418	418
**D	UBS IQ MSCI EUROPE ETHICAL ETF		393	393
**D	CANADA PENSION PLAN INVESTMENT BOARD		291	291
**D	THE TRUSTEES OF BP PENSION FUND		105.243	105.243
**D	KAPITALFORENINGEN INVESTIN PRO - GLOBAL SMID CAP MARKET NEUTRAL EQUITY		3.903	3.903
**D	FLOURISH INVESTMENT CORPORATION		176.823	176.823
**D	PEOPLE'S BANK OF CHINA		608.230	608.230
**D	FLOURISH INVESTMENT CORPORATION		32.457	32.457
**D	PEOPLE'S BANK OF CHINA		81.844	81.844
**D	AMERGEN CLINTON NUCLEAR POWER PLANT NONQUALIFIED FUND		1.302	1.302
**D	COMBUSTION ENGINEERING 524(G) ASBESTOS PI TTRUST		882	882
**D	CHILDREN'S HEALTHCARE OF ATLANTA, INC.		78.519	78.519
**D	CHURCH OF ENGLAND INVESTMENT FUND FOR PENSIONS		9.659	9.659
**D	EXELON FITZPATRICK NONQUALIFIED FUND		4.360	4.360
**D	EXELON FITZPATRICK QUALIFIED FUND		290	290
**D	FORD MOTOR COMPANY DEFINED BENEFIT MASTER TRUST		10.562	10.562
**D	FORD MOTOR COMPANY DEFINED BENEFIT MASTER TRUST		5.939	5.939
**D	JOSHUA GREEN CORPORATION		850	850
**D	JTW TRUST NO. 3 UAD 9/19/02		2.315	2.315
**D	JTW TRUST NO. 1 UAD 9/19/02		1.591	1.591
**D	JTW TRUST NO. 4 UAD 9/19/02		2.817	2.817
**D	JTW TRUST NO. 2 UAD 9/19/02		2.039	2.039
**D	JTW TRUST NO. 5 UAD 9/19/02		710	710
**D	NOVANT HEALTH INC		11.514	11.514
**D	SAMFORD UNIVERSITY PENSION PLAN TRUST		736	736
**D	STATE OF UTAH, SCHOOL AND INSTITUTIONAL TRUST FUNDS		13.079	13.079
**D	1999 VOL EMPL BEN ASS NON-REPR EMPL OF SOUT CAL EDISON CO		981	981
**D	SAMFORD UNIVERSITY		352	352
**D	VIRGINIA C.MARS REVOCABLE TRUST DATED AUGUST 6, 1991		413	413
**D	HRW TESTAMENTARY TRUST NO 3		2.073	2.073
**D	HRW TESTAMENTARY TRUST NO 1		2.573	2.573
**D	HRW TRUST NO 2 UAD 01/17/03		1.676	1.676
**D	HRW TESTAMENTARY TRUST NO. 10		998	998
**D	HRW TRUST NO 1 UAD 01/17/03		2.382	2.382
**D	HRW TESTAMENTARY TRUST NO. 11		2.568	2.568
**D	HRW TESTAMENTARY TRUST NO 6		3.336	3.336
**D	HRW TESTAMENTARY TRUST NO 4		2.041	2.041
**D	HRW TESTAMENTARY TRUST NO. 9		3.101	3.101
**D	HRW TESTAMENTARY TRUST NO. 8		2.472	2.472
**D	HRW TESTAMENTARY TRUST NO 2		1.679	1.679

Pagina 20

Azionisti: 1.174 Teste: 1
 Azionisti in proprio: 0 Azionisti in delega: 1.174

Assemblea Ordinaria del 20 aprile 2018

LISTA ESITO DELLE VOTAZIONE
 Oggetto: Acquisto e Vendita Azioni proprie

CONTRARI

Badge	Ragione Sociale	Proprio	Delega	Totale
**D	HRW TESTAMENTARY TRUST NO. 7		2.729	2.729
**D	HRW TRUST NO 4 UAD 01/17/03		1.152	1.152
**D	HRW TESTAMENTARY TRUST NO 5		2.158	2.158
**D	HRW TESTAMENTARY TRUST NO. 12		3.451	3.451
**D	HRW TRUST NO 3 UAD 01/17/03		1.152	1.152
**D	EXELON CORPORATION NUCLEAR DECOMMISSION TRUST - NON TAX QUAL		327	327
**D	BEAT DRUGS FUND ASSOCIATION		771	771
**D	HONG KONG SAR GOVERNMENT EXCHANGE FUND		435.579	435.579
**D	HONG KONG SAR GOVERNMENT EXCHANGE FUND		71.329	71.329
**D	BUNTING INTERNATIONAL DEVELOPED EQUITY TE LLC		1.236	1.236
**D	CARROLL AVENUE PARTNERS LLC		623	623
**D	CARNELIAN INVESTMENT MANAGEMENT LLC		14.733	14.733
**D	STATES OF JERSEY COMMON INVESTMENT FUND		2.351	2.351
**D	CENTERSQUARE INVESTMENT MANAGEMENT LLC		4.280	4.280
**D	DYNASTY INVEST, LTD		813	813
**D	DEFI LP EQUITY (PASSIVE)		461	461
**D	EVA VALLEY MA1 LLC		5.125	5.125
**D	FS OVERLAY C - PARAMETRIC		3.268	3.268
**D	FOURTH AVENUE INVESTMENT COMPANY		4.192	4.192
**D	FIDDLER PARTNERS LLC		617	617
**D	THE BUNTING FAM INT DEVELOPED EQUITY LIMITED LIABILITY CO		3.055	3.055
**D	INTERNATIONAL EXPATRIATE BENEFIT MASTER TRUST		2.334	2.334
**D	INTERNATIONAL EQUITY FUND		6.209	6.209
**D	THE JBUT MASTER INVESTMENT PARTNERSHIP LLP		1.221	1.221
**D	NTGI-QM COMMON DAILY EAFE INDEX FUND - NON LENDING		39.459	39.459
**D	LAKE AVENUE INVESTMENTS, LLC		15.437	15.437
**D	LEGAL & GENERAL MSCI EAFE FUND, LLC		16.871	16.871
**D	LEHMAN-STAMM FAMILY PARTNERS LLC		602	602
**D	LTW GROUP HOLDINGS, LLC		5.157	5.157
**D	LTW INVESTMENTS LLC		9.311	9.311
**D	LUNA LLC		409	409
**D	LOY PARTNERSHIP, LLC		3.038	3.038
**D	MF INTERNATIONAL FUND LLC		805	805
**D	ORZANO HOLDINGS, LLC		6.181	6.181
**D	NELEC PARTNERSHIP		2.148	2.148
**D	ORZANO HOLDINGS LLC		53.700	53.700
**D	OMEGA FETP LIMITED PARTNERSHIP		1.398	1.398
**D	ORZANO HOLDINGS, LLC		19.554	19.554
**D	ORZANO HOLDINGS, LLC		2.710	2.710
**D	ORZANO HOLDINGS, LLC		10.335	10.335
**D	ORZANO HOLDINGS, LLC		3.494	3.494
**D	ORZANO HOLDINGS, LLC		542	542
**D	ORZANO HOLDINGS, LLC		7.168	7.168



Azionisti: 1.174 Teste: 1
 Azionisti in proprio: 0 Azionisti in delega: 1.174

Assemblea Ordinaria del 20 aprile 2018

LISTA ESITO DELLE VOTAZIONE

Oggetto: Acquisto e Vendita Azioni proprie

CONTRARI

Badge	Ragione Sociale	Proprio	Delega	Totale
**D	SENTINEL INTERNATIONAL FUND		1.307	1.307
**D	SENTINEL INTERNATIONAL TRUST		2.378	2.378
**D	SIM GLOBAL BALANCED TRUST		568	568
**D	VICTORIA PARTNERS, LP		8.234	8.234
**D	GLOBAL BOND FUND		5.124	5.124
**D	MS FUND LP		7.321	7.321
**D	FCM INTERNATIONAL LLC		589	589
**D	ZCA GLOBAL EQUITY STRATEGY, LP		180	180
**D	SHIMODA HOLDINGS, LLC		683	683
**D	MALACHITE 35 TRUST		10.125	10.125
**D	ZOMA CAPITAL LLC		702	702
**D	AVALON PORTFOLIO II, LLC		1.768	1.768
**D	FORTRESS INTERNATIONAL EQUITY PARTNERSHIP "C"		2.981	2.981
**D	INTERNATIONAL MONETARY FUND RETIRED STAFF BENEFITS INVESTMENT		4.025	4.025
**D	LEGAL & GENERAL MSCI EAFE SL FUND, LLC		16.054	16.054
**D	NTGI-QM COMMON DAILY EAFE INDEX FUND - LENDING		34.718	34.718
**D	NTGI - QM COMM DAILY ALL COUNTRY WD EX-US EQ INDEX F - LEND		20.637	20.637
**D	INTERNATIONAL MONETARY FUND STAFF RETIREMENT PLAN		17.437	17.437
**D	INTERNATIONAL MONETARY FUND STAFF RETIREMENT PLAN		126.641	126.641
**D	INTERNATIONAL MONETARY FUND STAFF RETIREMENT PLAN		6.352	6.352
**D	UNIT NAT RELIEF AND WORKS AG FOR PALEST REF IN THE NEAR EAST		2.256	2.256
**D	NATIONAL COUNCIL FOR SOCIAL SECURITY FUND, P.R.C		30.374	30.374
**D	NATIONAL COUNCIL FOR SOCIAL SECURITY FUND, P.R.C		68.455	68.455
**D	CHEVRON MASTER PENSION TRUST		13.551	13.551
**D	ASHMORE GLOBAL CONSOLIDATION & RECOVERY		983	983
**D	HAGFORS LIMITED		6.469	6.469
**D	NEW ZEALAND SUPERANNUATION FUND		149.396	149.396
**D	ACT CHIEF MINISTER, TREAS AND ECO DEV DIR SUPERANN PROV ACC		12.625	12.625
**D	QIC INTERNATIONAL EQUITIES FUND		1.362	1.362
**D	GOVERNMENT EMPLOYEES SUPERANNUATION BOARD		14.397	14.397
**D	GOVERNMENT EMPLOYEES SUPERANNUATION BOARD		95.216	95.216
**D	MERCER PASSIVE INTERNATIONAL SHARES FUND		12.054	12.054
**D	QUEENSLAND INVESTMENT TRUST NO.2		5.946	5.946
**D	NORTHERN FUNDS INTERNATIONAL GROWTH EQUITY FUND		21.123	21.123
**D	CLEARWATER INTERNATIONAL FUND		18.890	18.890
**D	ACORN 1998 TRUST		326	326
**D	EXELON PEACH BOTTOM UNIT 1 QUALIFIED FUND		516	516
**D	STATE OF IDAHO ENDOWMENT FUND INVESTMENT BOARD		1.406	1.406
**D	MICHIGAN CATHOLIC CONFERENCE MASTER PENSION TRUST		1.661	1.661
**D	NORTHERN MULTI MANAGER GLOBAL LISTED INFRASTRUCTURE FUND		2.156.216	2.156.216
**D	MICHIGAN CATHOLIC CONFERENCE		563	563
**D	NORTHERN FUNDS - INTERNATIONAL EQUITY INDEX FUND		186.795	186.795
**D	OYSTER CREEK NUCLEAR GENERATING STATION QUALIFIED FUND		1.445	1.445

Pagina 22

Azionisti: 1.174 Teste: 1
 Azionisti in proprio: 0 Azionisti in delega: 1.174

Assemblea Ordinaria del 20 aprile 2018


LISTA ESITO DELLE VOTAZIONE

Oggetto: Acquisto e Vendita Azioni proprie

CONTRARI

Badge	Ragione Sociale	Proprio	Delega	Totale
**D	MASTER TR AGREE BETWEEN PFIZER INC AND THE NORTHERN TR CO		6.461	6.461
**D	PLEIADES TRUST		1.961	1.961
**D	NORTHERN TRUST GLOBAL INVESTMENTS COLLECTIVE FUNDS TRUST		798.004	798.004
**D	ST. JOSEPH HEALTH SYSTEM		1.489	1.489
**D	VOL EMPL BEN ASS OF THE NON-REPR EMPL OF SOUT CAL EDISON CO		1.633	1.633
**D	THE TRUSTEES OF THE HENRY SMITH CHARITY		17.201	17.201
**D	TRINITY COLLEGE CAMBRIDGE		1.634	1.634
**D	SILVER GROWTH FUND, LP		4	4
**D	BANNER HEALTH		8.643	8.643
**D	CSAA INSURANCE EXCHANGE		20.228	20.228
**D	A.I.DUPONT TESTAMENTARY TRUST		10.556	10.556
**D	STICHTING INSTITUUT GAK		1.230	1.230
**D	GUIDE STONE FUNDS INTERNATIONAL EQUITY INDEX FUNDS		4.528	4.528
**D	GENERAL PENSION AND SOCIAL SECURITY AUTHORITY		13.972	13.972
**D	GEORGIA TECH FOUNDATION, INC.		1.229	1.229
**D	CITY OF LOS ANGELES FIRE AND POLICE PENSION PLAN		24.265	24.265
**D	LOCKHEED MARTIN CORPORATION MASTER RETIREMENT TRUST		11.275	11.275
**D	UNITED MINE WORKERS OF AMERICA 1974 PENSION TRUST		17.359	17.359
**D	WYOMING RETIREMENT SYSTEM		4.694	4.694
**D	FORD MOTOR COMPANY OF CANADA, LIMITED PENSION TRUST		4.904	4.904
**D	OPSEU PENSION PLAN TRUST FUND		10.771	10.771
**D	FUTURE FUND BOARD OF GUARDIANS FOR AND OBO THE MED RES FUT FD		59.257	59.257
**D	IBM DIVERSIFIED GLOBAL EQUITY FUND		12.091	12.091
**D	NATIONAL WESTMINSTER BANK PLC AS TR OF JUPITER EUROP INC F		97.281	97.281
**D	LORD MAYORS CHARITABLE FUND		429	429
**D	THE BANK OF IRELAND STAFF PENSIONS FUND		162.912	162.912
**D	STICHTING HEINEKEN PENSIOENFONDS		33.841	33.841
**D	THE TRUSTESS OF IBM PENSION PLAN		10.217	10.217
**D	THE BOARD OF THE PENSION PROTECTION FUND		5.142	5.142
**D	STICHTING PENSIOENFONDS IBM NEDERLAND		2.765	2.765
**D	STICHTING PENSIOENFONDS SAGITTARIUS		14.623	14.623
**D	WHEELS COMMON INVESTMENT FUND		14.224	14.224
**D	WHEELS COMMON INVESTMENT FUND		1.182	1.182
**D	LOTHIAN PENSION FUND		58.957	58.957
**D	THE TRUSTEES OF SUPERANN ARRANGEMENTS OF THE UNI OF LONDON		931	931
**D	STICHTING PENSIOENFONDS VAN DE METALEKTRO (PME)		16.748	16.748
**D	NORTHERN TRUST UCITS COMMON CONTRACTUAL FUND		164.073	164.073
**D	FRONTAL FUND STATE INVESTMENT FUND 50		12.740	12.740
**D	COMMONWEALTH GLOBAL LISTED INFRASTRUCTURE FUND 6		933.070	933.070
**D	FRONTAL FUND STATE WHOLESALE INDEXED GLOBAL SHARE FUND		20.637	20.637
**D	PREMIER ENERGY AND WATER TRUST PLC		90.000	90.000
**D	UNION PACIFIC EMPLOYEES' ANNUITY AND BENEFIT FUND OF CHICAGO		4.446	4.446
**D	GENERAL GLOBAL EQUITY INDEX FUND		2.117	2.117

Azionisti: 1.174 Teste: 1
 Azionisti in proprio: 0 Azionisti in delega: 1.174



Assemblea Ordinaria del 20 aprile 2018LISTA ESITO DELLE VOTAZIONE
Oggetto: Acquisto e Vendita Azioni proprie

CONTRARI

Badge	Ragione Sociale	Proprio	Delega	Totale
**D	NAT WEST BK AS TRUSTEE OF LEGAL & GENERAL EUROPEAN INDEX TR		325.295	325.295
**D	NAT WEST BK PLC AS TRUSTEE OF THE LEGAL & GENERAL INT IND TR		27.205	27.205
**D	PREMIER GLOBAL UTILITIES INCOME FUND		54.000	54.000
**D	SSGA GROSS ROLL UP UNIT TRUST		16.282	16.282
**D	KLEINWORT BENSON INVESTORS INSTITUTIONAL FUND PLC		661	661
**D	LEGAL & GENERAL ICAV		6.494	6.494
**D	NORTHERN TRUST INVESTMENT FUNDS PUBLIC LIMITED COMPANY		19.356	19.356
**D	LEGAL & GENERAL FUTURE WORLD EQUITY FACTORS INDEX FUND		3.722	3.722
**D	LEGAL & GENERAL GLOBAL INFRASTRUCTURE INDEX FUND		27.291	27.291
**D	LEGAL & GENERAL AUTHORISED CONTRACTUAL SCHEME		2.011	2.011
**D	BLACKROCK AUTHORISED CONTRACTUAL SCHEME I		407.160	407.160
**D	BLACKROCK AUTHORISED CONTRACTUAL SCHEME 1		16.601	16.601
**D	BRITISH COLUMBIA INVESTMENT MANAGEMENT CORPORATION		108.281	108.281
**D	STATE TEACHERS RETIREMENT SYSTEM OF OHIO		438.173	438.173
**D	LGPS CENTRAL AUTHORISED CONTRACTUAL SCHEME		133.000	133.000
**D	KOMMUNAL LANDSPENSJONSKASSE GJENSIDIG FORSIKRINGSSELSKAP		35.799	35.799
**D	STICHTING BEDRIJFST VOOR HET SCHOONMAAK EN GLAZ		14.818	14.818
**D	STICHTING DELA DEPOSITARY AND MANAGEMENT		1.390	1.390
**D	STICHTING PENSIOENFONDS ING		47.653	47.653
**D	ARBEJDSMARKEDETS TILLAEGSPENSION		383.365	383.365
**D	VERDIPAPIRFONDET KLP AKSJEGLOBAL INDEX 1		57.877	57.877
**D	VERDIPAPIRFONDET KLP AKSJEEUROPA INDEKS 1		27.743	27.743
**D	VERDIPAPIRFONDET KLP AKSJEGLOBAL LAVBETA 1		375.802	375.802
**D	NORTHERN TRUST UCITS FGR FUND		86.910	86.910
**D	EPSILON SGR - EPSILON ALLOCAZIONE TATTICA APRILE 2020		3.688	3.688
**D	EPSILON SGR - EPSILON ALLOCAZIONE TATTICA FEBBRAIO 2020		2.881	2.881
**D	EPSILON SGR - EPSILON ALLOCAZIONE TATTICA GIUGNO 2020		2.806	2.806
**D	EPSILON SGR - EPSILON ALLOCAZIONE TATTICA NOVEMBRE 2019		1.717	1.717
**D	EPSILON SGR - EPSILON ALLOCAZIONE TATTICA SETTEMBRE 2019		2.678	2.678
**D	EPSILON SGR - EPSILON DIIONGRUN		128	128
**D	EPSILON SGR - EPSILON FLESSIBILE AZIONI EURO APRILE 2021		2.234	2.234
**D	EPSILON SGR - EPSILON FLESSIBILE AZIONI EURO FEBBRAIO 2021		5.415	5.415
**D	EPSILON SGR - EPSILON FLESSIBILE AZIONI EURO GIUGNO 2021		1.576	1.576
**D	EPSILON SGR - EPSILON FLESSIBILE AZIONI EURO NOVEMBRE 2020		18.534	18.534
**D	EPSILON SGR - EPSILON FLESSIBILE AZIONI EURO SETTEMBRE 2020		25.041	25.041
**D	EPSILON SGR - EPSILON MULTIASSET 3 ANNI DICEMBRE 2019		14.231	14.231
**D	EPSILON SGR - EPSILON MULTIASSET 3 ANNI LUGLIO 2020		4.218	4.218
**D	EPSILON SGR - EPSILON MULTIASSET 3 ANNI MAGGIO 2020		8.584	8.584
**D	EPSILON SGR - EPSILON MULTIASSET 3 ANNI MARZO 2020		6.741	6.741
**D	EPSILON SGR - EPSILON MULTIASSET VALORE GLOBALE DICEMBRE 2021		6.210	6.210
**D	EPSILON SGR - EPSILON MULTIASSET VALORE GLOBALE GIUGNO 2021		15.840	15.840
**D	EPSILON SGR - EPSILON MULTIASSET VALORE GLOBALE LUGLIO 2022		4.435	4.435
**D	EPSILON SGR - EPSILON MULTIASSET VALORE GLOBALE MAGGIO 2022		5.613	5.613

Azionisti: 1.174 Teste: 1
Azionisti in proprio: 0 Azionisti in delega: 1.174

Assemblea Ordinaria del 20 aprile 2018


LISTA ESITO DELLE VOTAZIONE
 Oggetto: Acquisto e Vendita Azioni proprie

CONTRARI

Badge	Ragione Sociale	Proprio	Delega	Totale
**D	EPSILON SGR - EPSILON MULTIASET VALORE GLOBALE MARZO 2022		3.124	3.124
**D	EPSILON SGR-EPSILON MULTIASET VALORE GLOBALE SETTEMBRE 2021		7.022	7.022
**D	EPSILON SGR - EPSILON QRETURN		9.595	9.595
**D	EURIZON CAPITAL SGR - MULTIASET STRATEGIA FLESSIBILE 06/23		13.343	13.343
**D	EURIZON CAPITAL SGR - MULTIASET REDDITO 10/2022		43.893	43.893
**D	EURIZON CAPITAL SGR - MULTIASET REDDITO 12/2022		15.540	15.540
**D	EURIZON CAPITAL SGR - EURIZON CEDOLA ATTIVA TOP LUGLIO 2021		8.368	8.368
**D	EURIZON CAPITAL SGR - EURIZON CEDOLA ATTIVA TOP OTTOBRE 2021		3.627	3.627
**D	EURIZON CAPITAL SGR -MULTIASET REDDITO OTTOBRE 2019		47.638	47.638
**D	EURIZON CAPITAL SGR - CEDOLA ATTIVA TOP DICEMBRE 2021		3.921	3.921
**D	EURIZON CAPITAL SGR - MULTIASET REDDITO DICEMBRE 2019		21.406	21.406
**D	EURIZON CAPITAL SGR - EURIZON CEDOLA ATTIVA TOP MAGGIO 2021		7.535	7.535
**D	EURIZON CAPITAL SGR - EURIZON MULTIASET REDDITO APRILE 2021		12.036	12.036
**D	EURIZON CAPITAL SGR -GLOBAL MULTIASET SELECTION 09/22		20.400	20.400
**D	EURIZON CAPITAL SGR - EURIZON CEDOLA ATTIVA TOP APRILE 2022		11.170	11.170
**D	EURIZON CAPITAL SGR - EURIZON AZIONI AREA EURO		8.755	8.755
**D	EURIZON CAPITAL SGR - MULTIASET REDDITO NOVEMBRE 2020		21.715	21.715
**D	EURIZON CAPITAL SGR - EURIZON CEDOLA ATTIVA TOP MAGGIO 2020		3.776	3.776
**D	EURIZON CAPITAL SGR - CEDOLA ATTIVA TOP NOVEMBRE 2022		15.567	15.567
**D	EURIZON CAPITAL SGR - EURIZON MULTIASET REDDITO LUGLIO 2022		37.592	37.592
**D	EURIZON CAPITAL SGR - EURIZON PROGETTO ITALIA 70		150.344	150.344
**D	EURIZON CAPITAL SGR - EURIZON TOP SELECTION DICEMBRE 2022		161.369	161.369
**D	EURIZON CAPITAL SGR - EURIZON CEDOLA ATTIVA TOP OTTOBRE 2020		4.561	4.561
**D	EURIZON CAPITAL SGR - EURIZON TOP SELECTION GENNAIO 2023		25.329	25.329
**D	EURIZON CAPITAL SGR - EURIZON CEDOLA ATTIVA TOP GIUGNO 2020		2.629	2.629
**D	EURIZON CAPITAL SGR - EURIZON CEDOLA ATTIVA TOP LUGLIO 2020		1.701	1.701
**D	EURIZON CAPITAL SGR - EURIZON MULTIASET REDDITO MARZO 2023		21.402	21.402
**D	EURIZON CAPITAL SGR - EURIZON CEDOLA ATTIVA TOP APRILE 2021		5.915	5.915
**D	EURIZON CAPITAL SGR - CEDOLA ATTIVA TOP DICEMBRE 2020		3.251	3.251
**D	EURIZON CAPITAL SGR - EURIZON MULTIASET REDDITO MARZO 2022		19.295	19.295
**D	EURIZON CAPITAL SGR - EURIZON CEDOLA ATTIVA TOP APRILE 2023		9.080	9.080
**D	EURIZON CAPITAL SGR - EURIZON MULTIASET REDDITO APRILE 2020		32.964	32.964
**D	EURIZON CAPITAL SGR - EURIZON MULTIASET REDDITO MAGGIO 2021		6.644	6.644
**D	EURIZON CAPITAL SGR - EURIZON CEDOLA ATTIVA TOP MAGGIO 2023		9.788	9.788
**D	EURIZON CAPITAL SGR - MULTIASET STRATEGIA FLESSIBILE 05/23		15.628	15.628
**D	EURIZON CAPITAL SGR - EURIZON CEDOLA ATTIVA TOP GIUGNO 2023		29.471	29.471
**D	EURIZON CAPITAL SGR - EURIZON HIGH INCOME DICEMBRE 2021		40.617	40.617
**D	EURIZON CAPITAL SGR - DISCIPLINA ATTIVA DICEMBRE 2022		10.209	10.209
**D	EURIZON CAPITAL SGR - EURIZON AZIONI ITALIA		311.691	311.691
**D	EURIZON CAPITAL SGR - DISCIPLINA ATTIVA DICEMBRE 2021		12.709	12.709
**D	EURIZON CAPITAL SGR - EURIZON MULTIASET REDDITO MAGGIO 2020		34.870	34.870
**D	EURIZON CAPITAL SGR - EURIZON CEDOLA ATTIVA TOP OTTOBRE 2023		49.993	49.993
**D	EURIZON CAPITAL SGR - MULTIASET REDDITO OTTOBRE 2021		22.697	22.697

Pagina 25

Azionisti: 1.174 Teste: 1
 Azionisti in proprio: 0 Azionisti in delega: 1.174



Assemblea Ordinaria del 20 aprile 2018

LISTA ESITO DELLE VOTAZIONE

Oggetto: **Acquisto e Vendita Azioni proprie****CONTRARI**

Badge	Ragione Sociale	Proprio	Delega	Totale
**D	EURIZON CAPITAL SGR - EURIZON CEDOLA ATTIVA TOP MAGGIO 2022		13.136	13.136
**D	EURIZON CAPITAL SGR - EURIZON MULTIASET REDDITO GIUGNO 2020		23.030	23.030
**D	EURIZON CAPITAL SGR - EURIZON MULTIASET REDDITO GIUGNO 2021		22.961	22.961
**D	EURIZON CAPITAL SGR - EURIZON CEDOLA ATTIVA TOP GIUGNO 2022		6.881	6.881
**D	EURIZON CAPITAL SGR - EURIZON DISCIPLINA ATTIVA OTTOBRE 2021		27.120	27.120
**D	EURIZON CAPITAL SGR - MULTIASET STRATEGIA FLESSIBILE 10/2023		11.708	11.708
**D	EURIZON CAPITAL SGR - EURIZON TOP SELECTION MARZO 2023		71.604	71.604
**D	EURIZON CAPITAL SGR - MULTIASET REDDITO DICEMBRE 2021		19.667	19.667
**D	EURIZON CAPITAL SGR - INCOME MULTISTRATEGY MARZO 2022		8.554	8.554
**D	EURIZON CAPITAL SGR - EURIZON TRAGUARDO 40 FEBBRAIO 2022		19.851	19.851
**D	EURIZON CAPITAL SGR - EURIZON DISCIPLINA ATTIVA MAGGIO 2022		25.558	25.558
**D	EURIZON CAPITAL SGR - EURIZON CEDOLA ATTIVA TOP OTTOBRE 2022		7.321	7.321
**D	EURIZON CAPITAL SGR - MULTIASET REDDITO OTTOBRE 2020		15.362	15.362
**D	EURIZON CAPITAL SGR - EURIZON MULTIASET REDDITO MAGGIO 2022		23.005	23.005
**D	EURIZON CAPITAL SGR - EURIZON DISCIPLINA ATTIVA MARZO 2022		12.662	12.662
**D	EURIZON CAPITAL SGR - EURIZON PIR ITALIA AZIONI		15.625	15.625
**D	EURIZON CAPITAL SGR - EURIZON DISCIPLINA ATTIVA LUGLIO 2022		20.992	20.992
**D	EURIZON CAPITAL SGR - DISCIPLINA ATTIVA SETTEMBRE 2022		26.258	26.258
**D	EURIZON CAPITAL SGR - EURIZON PROGETTO ITALIA 40		168.228	168.228
**D	EURIZON CAPITAL SGR - EURIZON RENDITA		6.012	6.012
**D	COVEA ACTIONS RENDEMENT		503.008	503.008
**D	ING RENDEMENT EUROPE		55.000	55.000
**D	INDOSUEZ EUROPE RENDEMENT		62.895	62.895
**D	CDC AD-EUROPE		17.212	17.212
**D	IXIS EURO ACTIONS		38.289	38.289
**D	NATIXIS ACTIONS EUROPE SECTEURS		46.290	46.290
**D	FCP NATIXIS ACTIONS EUROPEENNES		39.248	39.248
**D	OPCVM SEEYOND EQUITY FACTOR INVESTING EURO		2.397	2.397
**D	LA SAUVERGARDE		10.680	10.680
**D	GMF VIE		729.845	729.845
**D	GMF ASSURANCES		201.268	201.268
**D	MMA IARD S.A.		262.777	262.777
**D	FIDELIA ASSISTANCE		3.518	3.518
**D	ASSISTANCE PROTECTION JURIDIQUE		17.789	17.789
**D	MAAF VIE		280.934	280.934
**D	ASSURANCES BANQUE POPULAIRE IARD		12.596	12.596
**D	MAAF SANTE		10.115	10.115
**D	SAINT HUBERT		30.943	30.943
**D	AB CFAO		3.010	3.010
**D	FCP BOURBON 4		12.624	12.624
**D	FC CARPIMKO		26.651	26.651
**D	CONCORDE 96		13.003	13.003
**D	OACET		15.310	15.310

Azionisti: 1.174 Teste: 1
 Azionisti in proprio: 0 Azionisti in delega: 1.174

Assemblea Ordinaria del 20 aprile 2018

LISTA ESITO DELLE VOTAZIONE
Oggetto: Acquisto e Vendita Azioni proprie

CONTRARI

Badge	Ragione Sociale	Proprio	Delega	Totale
**D	FCPE HUTCHINSON ACTIONS	5.136	5.136	5.136
**D	FCPE NATIXIS ES ACTIONS EURO		1	1
**D	IBM FRANCE		8.819	8.819
**D	FCP CARPIMKO EUROPE	31.766		31.766
**D	FCP TONI ACTIONS 100	23.192		23.192
**D	FCP VIVACCIO ACTIONS		160.229	160.229
**D	LBPAM ACTIONS INDICE	21.320		21.320
**D	LBPAM PROFIL 80 PEA	32.854		32.854
**D	LBPAM PROFIL 100	17.652		17.652
**D	LBPAM ACTIONS OPTI INDICE EURO	3.136		3.136
**D	STICHTING BEDRIJFSPENSIOENFONDSVOOR DE LANDBOUW MANDAAT BLACKRO	47.823		47.823
**D	ST. SPOORWEGPFDS MANDAAT BLACKROCK	7.282		7.282
**D	STICHTING PENSIOENFONDS OPENBAAR VERVOER	2.799		2.799
**D	STG PFDS ACHMEA MANDAAT BLACKROCK	28.441		28.441
**D	STG BEDRIJFSTAKPFDS V H	5.148		5.148
**D	ST BDFDS VD LANDBOUW MANDAAT BLACKROCK	141.921		141.921
**D	STG BPF VD DETAILHANDEL MND BLACKROCK MSCI EMEA	82.313		82.313
**D	ST BEW S.A. BEL.POOLS GLOB.EQ. FACTOR FUND	40.330		40.330
**D	STICHTING J.E. ASR ES G INDEXPLUS INST. FONDSSEN INZAKE EUROPA	21.250		21.250
**D	THE CANADA LIFE ASSURANCE COMPANY	79.693		79.693
**D	BNY MELLON EMPLOYEE BENEFIT COLLECTIVE INVESTMENT FUND PLAN	368.448		368.448
**D	BMO MONTHLY INCOME FUND	85.402		85.402
**D	BMO GLOBAL INFRASTRUCTURE FUND	43.533		43.533
**D	BMO DIVERSIFIED INCOME PORTFOLIO	44.226		44.226
**D	MACQUARIE GLOBAL INFRASTRUCTUREINCOME FUND	16.592		16.592
**D	THE GREAT-WEST LIFE ASSURANCE COMPANY	63.919		63.919
**D	COUNSEL DEFENSIVE GLOBAL EQUITY	803		803
**D	BMO MSCI EAFE INDEX ETF	62.113		62.113
**D	BMO INTERNATIONAL DIVIDEND ETF	113.833		113.833
**D	LONDON LIFE INSURANCE COMPANY	798.228		798.228
**D	GLOBAL INFRASTRUCTURE EQUITY FUND LONDON CAPITAL	53.243		53.243
**D	U.S. AND INTERNATIONAL SPECIALTY CLASS	5.939		5.939
**D	CF NCML GLOBAL EQUITY INCOME FUND	18.664		18.664
**D	RENAISSANCE GLOBAL INFRASTRUCTURE FUND	1.758.990		1.758.990
**D	RENAISSANCE REAL ASSETS PRIVATEPOOL	83.600		83.600
**D	EMERALD INTERNATIONAL EQUITYINDEX FUND	101.917		101.917
**D	TD INTERNATIONAL INDEX FUND	16.423		16.423
**D	EMERALD INTERNATIONAL EQUITY INDEX FUND	3.522		3.522
**D	EMERALD INTERNATIONAL EQUITY INDEX ETF	561		561
**D	EMERALD PENSION INVESTMENT BOARD	214.206		214.206
**D	EMERALD INTERNATIONAL EQUITY POOL	18.397		18.397
**D	WOODBRIDGE INVESTMENTS CORPORATION	15.300		15.300
**D	EMERALD MSCI EAFE INDEX NON-LENDING, FUND FOR EXEMPT ORG.	21.388		21.388

Pagina 27

Azionisti: 1.174 Teste: 1
 Azionisti in proprio: 0 Azionisti in delega: 1.174



Assemblea Ordinaria del 20 aprile 2018

LISTA ESITO DELLE VOTAZIONE
 Oggetto: Acquisto e Vendita Azioni proprie

CONTRARI

Badge	Ragione Sociale	Proprio	Delega	Totale
**D	STEWARDSHIP FOUNDATION		278	278
**D	WBW TRUST NUMBER ONE		333	333
**D	BMO PRIVATE INTERNATIONAL EQUITY PORTFOLIO		67.728	67.728
**D	CIBC INTERNATIONAL INDEX FUND		7.060	7.060
**D	CIBC EUROPEAN INDEX FUND		3.241	3.241
**D	CIBC POOLED INTERNATIONAL EQUITY INDEX FUND		1.543	1.543
**D	DEBORAH LOEB BRICE		461	461
**D	ALAMOSIA LLC		733	733
**D	CF INTERNATIONAL STOCK INDEX FUND ONE		26.114	26.114
**D	DT INTERNATIONAL STOCK INDEX FUND ONE		32.187	32.187
**D	ALLAN G. LOZIER		15.202	15.202
**D	CERVURITE INTERNATIONAL LLC		27.055	27.055
**D	MARANIC II LLC		645	645
**D	1975 IRREVOCABLE TRUST OF CD WEYERHAUSER		641	641
**D	1973 IRREVOCABLE TRUST OF CD WEYERHAUSER		212	212
Totale voti			156.279.682	
Percentuale votanti %			24,699748	
Percentuale Capitale %			18,925007	

Assemblea Ordinaria del 20 aprile 2018

LISTA ESITO DELLE VOTAZIONE
 Oggetto: Acquisto e Vendita Azioni proprie

ASTENUTI

Badge	Ragione Sociale
6029	AGOSTINI ANTONIO
**D	CHALLENGE FUNDS CHALLENGE ITALIAN EQUITY
**D	CHALLENGE FUNDS
6493	GARRI' GERARDINO
RL*	D&C GOVERNANCE S.R.L.
7220	NOTARFONZO ARNALDO


Proprio	Delega	Totale
	150.000	150.000
	42.613	42.613
1		1
1		1
100		100

Totale voti	192.715
Percentuale votanti %	0,030458
Percentuale Capitale %	0,023337



Azionisti:
 Azionisti in proprio:

5 Teste: 3
 3 Azionisti in delega: 2



Assemblea Ordinaria del 20 aprile 2018

LISTA ESITO DELLE VOTAZIONE
 Oggetto: Acquistò e Vendita Azioni proprie

NON VOTANTI

Badge	Ragione Sociale	Proprio	Delega	Totale
6029	AGOSTINI ANTONIO			
**D	KAIROS INTERNATIONAL SICAV - RISORGIMENTO		143.549	143.549
**D	KAIROS INTERNATIONAL SICAV - ITALIA		54.897	54.897
**D	KAIROS INTERNATIONAL SICAV - TARGET ITALY ALPHA		4.235	4.235
**D	UBI SICAV ITALIAN EQUITY		350.000	350.000
**D	UBI PRAMERICA SGR SPA		150.000	150.000
**D	NMMS GIEP PTN ACCOUNT		46.150	46.150
**D	GIE GEN REVENUS FCP 4D		184.000	184.000
**D	GENERALI INVESTMENTS SICAV		68.240	68.240
**D	GENERALI SMART FUNDS SICAV		23.348	23.348
**D	FONDO GESTIELLE OBIETTIVO ITALIA DI ALETTI GESTIELLE S.G.R.		60.000	60.000
**D	GESTIELLE CEDOLA ITALY OPPORTUNITY DI ALETTI GESTIELLE SGR		25.000	25.000
**D	FONDO GESTIELLE PRO ITALIA DI ALETTI GESTIELLE SGR SPA		25.000	25.000
**D	INTERFUND SICAV INTERFUND EQUITY ITALY		86.000	86.000
**D	FIDEURAM ASSET MANAGEMENT (IRELAND) FONDITALIA EQUITY ITALY		563.000	563.000
**D	FIDEURAM ASSET MANAGEMENT (IRELAND) FIDEURAM FUND EQUITY ITALY		8.000	8.000
**D	FIDEURAM INVESTIMENTI SGR SPA-FIDEURAM ITALIA		16.000	16.000
**D	FIDEURAM INVESTIMENTI SGR SPA-PIANO AZIONI ITALIA		209.000	209.000
**D	FIDEURAM INVESTIMENTI SGR SPA-PIANO BILANCIATO ITALIA 50		91.000	91.000
**U	FIDEURAM INVESTIMENTI SGR - PIANO BILANCIATO ITALIA 30		7.000	7.000
**D	EIS - MULTIASSET RISK OVERLAY		5.181	5.181
**D	EIS - EURO EQUITY INSURANCE CAPITAL LIGHT		63.007	63.007
**D	EIS - FLEXIBLE EQUITY STRATEGY 2		136.194	136.194
**D	EPF - ENHANCED CONSTANT RISK CONTRIBUTION		4.912	4.912
**D	EUF-EQUITY ITALY		96.880	96.880
**D	EPF-Q-FLEXIBLE		57.709	57.709
**D	EUF-EQUITY EURO LTE		1.100	1.100
**D	EUF-EQUITY ITALY SMART VOLATILITY		35.143	35.143
**D	ISE-VALORE CEDOLA GLOBALE - 02/2015		58.015	58.015
**D	ISE-GLOBAL DIVERSIFIED ALLOCATION - 02/2015		30.450	30.450
**D	ISE - VALORE CEDOLA GLOBALE - 04/2015		23.748	23.748
**D	ISE - GLOBAL DYNAMIC MULTITRENDER - 06/2015		9.958	9.958
**D	ISE - VALORE CEDOLA GLOBALE - 07/2015		13.707	13.707
**D	ISE - VALORE CEDOLA GLOBALE - 09/2015		13.855	13.855
**D	ISE - GLOBAL INCOME MULTITRENDER - 09/2015		8.577	8.577
**D	ISE - MULTIASSET CEDOLA GLOBALE - 12/2015		16.009	16.009
**D	ISE - DYNAMIC INCOME MULTITRENDER - 01/2016		6.868	6.868
**D	ISE - MULTIASSET CEDOLA GLOBALE - 02/2016		19.041	19.041
**D	ISE - MULTIASSET ABSOLUTE 3 ANNI - 04/2016		34.114	34.114
**D	ISE - MULTIASSET ABSOLUTE 3 ANNI - 07/2016		30.978	30.978
**D	EPF - ABSOLUTE Q-MULTISTRATEGY		6.041	6.041
**D	EUF - MULTIASSET INCOME		29.101	29.101
**D	EUF - AZIONI STRATEGIA FLESSIBILE		1.462.603	1.462.603

Pagina 30

Azionisti: 44 Teste: 2
 Azionisti in proprio: 1 Azionisti in delega: 43

Assemblea Ordinaria del 20 aprile 2018

LISTA ESITO DELLE VOTAZIONE
Oggetto: Acquisto e Vendita Azioni proprie

NON VOTANTI

Badge	Ragione Sociale
**D	EIS - MULTIASET RISK OVERLAY MODERATO
6576	UCCELLINI MARIA

Proprio	Delega	Totale
	853	853
172		172

Totale voti	4.278.635
Percentuale votanti %	0,676231
Percentuale Capitale %	0,518130




Azionisti:
Azionisti in proprio:

44 Teste:
1 Azionisti in delega:

2
43



Assemblea Ordinaria del 20 aprile 2018

LISTA ESITO DELLE VOTAZIONE

Oggetto: Acquisto e Vendita Azioni proprie

FAVOREVOLI

Badge	Ragione Sociale	Proprio	Delega	Totale
6008	RICCI ELEONORA		594	594
DE*	CASIGLIANI TOMMASO		150	150
DE*	DANDA S.R.L.			
6029	AGOSTINI ANTONIO			
**D	CORONATION GLOBAL OPPORTUNITIES FUND		161.957	161.957
**D	MORGAN STANLEY INVESTMENT FUNDS		831.457	831.457
**D	T. ROWE PRICE FUNDS SICAV		366	366
**D	GERANA SICAV-SIF S.A.		20.998	20.998
**D	NMM5-WIEQ-CNS ACCOUNT		16.737	16.737
**D	SCHWAB INTERNATIONAL INDEX FUND		137.304	137.304
**D	JTSB STB DAIWA STOCK INDEX FUND 9807		11.407	11.407
**D	JAPAN TRUSTEE SERVICES BANK LTD		3.927	3.927
**D	FIDELITY FUNDS SICAV		3.400.027	3.400.027
**D	THE MASTER TRUST BANK OF JAPAN LTD		120.739	120.739
**D	FIDELITY POC FIRST GLOBAL KOK PILOT		518	518
**D	AMP CAPITAL GLOBAL LISTED INFRASTRUCTURE FUND		45.901	45.901
**D	FIDELITY SAL ST FIDELITY GLOBAL EX US IN		93.608	93.608
**D	SCHWAB FUNDAMENTAL INTER LARGE COMP IN F		31.375	31.375
**D	THORNBURG GLOBAL INVESTMENT PLC		17.791	17.791
**D	SEI INSTITUTIONAL MANAGED TRUST MULTI-AS		3.095	3.095
**D	FIDELITY SALEM STREET TRUST: SPARTAN TOTAL INTERNATIONAL INDEX FUND		17.921	17.921
**D	FIDELITY UCITS ICAV		8.719	8.719
**D	FIDELITY UCITS II ICAV		346	346
**D	COHEN & STEERS GLOBAL LIST. INFR.FD		60.603	60.603
**D	ADVISOR MANAGED TRUST - TACTICAL OFFENSI		14.815	14.815
**D	GLOBAL X SCIENTIFIC BETA EUROPE ETF		263	263
**D	BEST INVESTMENT CORPORATION		340.457	340.457
**D	BEST INVESTMENT CORPORATION		252.454	252.454
**D	HSBC MANAGED STABLE GROWTH FUND		243	243
**D	HSBC MANAGED STABLE FUND		165	165
**D	HSBC MANAGED GROWTH FUND		2.779	2.779
**D	HSBC MANAGED BALANCED FUND		1.541	1.541
**D	CARDIF VITA COMPAGNIA ASSIC E RIASS SPA		750.000	750.000
**D	INSURANCE COMMISSION OF WESTERN AUSTRALI		362.575	362.575
**D	CLEARVIEW INFRASTRUCTURE FUND		378.841	378.841
**D	FIRST STATE INVESTMENTS GLOBAL LISTED IN		190.653	190.653
**D	UNISUPER		3.817	3.817
**D	WHOLESALE UNIT TRUST GL. INFRASTRUCTURE F		61.999	61.999
**D	AMP CAPITAL GLOBAL LISTED INFRASTR. FD		226.896	226.896
**D	BP2S SYDNEY / UNISUPER		517.638	517.638
**D	IPAC SPEC INVEST STR LISTED GL INFR		44.045	44.045
**D	AMP CAPITAL GLOBAL INFRASTRUCTURE SECURITIES FUND (UNHEDGED) (MANAGED FUND)		17.960	17.960
**D	AMP CAPITAL GLOBAL INFR SECUR FUND UNHED		821.459	821.459

Assemblea Ordinaria del 20 aprile 2018

LISTA ESITO DELLE VOTAZIONE
Oggetto: Acquisto e Vendita Azioni proprie

FAVOREVOLI

Badge	Ragione Sociale	Proprio	Delega	Totale
**D	CARDIFF ASSICURAZIONI SPA		15.000	15.000
**D	GIVI GLOBAL EQUITY FUND CLT AC		6.436	6.436
**D	CONSTRUCTION AND BUILDING UNIONS SUPERAN		213.728	213.728
**D	SAS TRUSTEE CORPORATION		3.966	3.966
**D	MAGELLAN WHOLESALE PLUS INFRASTRUCTURE F		14.164	14.164
**D	FIDELITY FIRST GLOBAL FUND		913	913
**D	FQ ESSENTIAL BETA FUND LTD		5.000	5.000
**D	THE BARCLAYS BANK UK RETIREMENT FUND		5.556	5.556
**D	LUCRF PTY LTD FOR THE LABOUR UNION CO-OPERATIVE RETIREMENT FUND		3.154	3.154
**D	T ROWE PRICE INTERNATIONAL EQUITY INDEX		19.588	19.588
**D	GOLDMAN SACHS TRUST - GOLDMAN SACHS INTE		8.283	8.283
**D	GOLDMAN SACHS TRUST- GOLDMAN SACHS INTER		40.489	40.489
**D	PETERCAM B FUND		78.889	78.889
**D	PUBLIC EMPLOYEES RETIREMENT SYSTEM OF OHIO		62.171	62.171
**D	MASTER TRUST BANK OF JAPAN, LTD. PENSION		571.148	571.148
**D	FIDELITY EUROPEAN VALUES PLC		552.952	552.952
**D	FIDELITY INVESTMENT FUNDS III FIDELITY DIVERSIFIED GROWTH FUND		10.090	10.090
**D	BUREAU OF LABOR FUNDS-LABOR INSURANCE FUND		197.762	197.762
**D	BUREAU OF LABOR FUNDS- LABOR PENSION FUND		1.079.082	1.079.082
**D	FIDELITY INVESTMENT FUNDS - FIDELITY Y GLOBAL DIVIDEND FUND		399.227	399.227
**D	FIDELITY INVESTMENT FUNDS - FIDELITY MONEYBUILDER WORLD INDEX FUND		10.800	10.800
**D	FIDELITY INSTITUTIONAL PAN EUROPEAN FUND		60.569	60.569
**D	FIDELITY INVESTMENT FUNDS - EUROPEAN FUN		1.188.198	1.188.198
**D	FIDELITY INVESTMENT FUNDS - FIDELITY INDEX EUROPE		131.869	131.869
**D	FIDELITY INVESTMENT FUNDS - FIDELITY INDEX EUROPE		24.753	24.753
**D	THE MASTER TRUST BANK OF JAPAN LTD		2.568	2.568
**D	COLUMBIA GLOBAL INFRASTRUCTURE FUND		156.891	156.891
**D	MULTI-MAN DIRECT ALTERNATIVE STRATE FUND		3.887	3.887
**D	FIDELITY INVESTMENTS MONEY MANAGEMENT INC		315	315
**D	KAYNE GLOBAL INFRASTRUCTURE FUND LP		8.600	8.600
**D	T ROWE PRICE INTL CORE EQUITY TRUST		513	513
**D	ASSOCIATION BIENF RETR POL VILLE MONTREA		11.600	11.600
**D	MANULIFE SENTINEL INCOME (33) FUND UT		20.800	20.800
**D	LONDON LIFE INSURANCE COMPANY		12.900	12.900
**D	THE GREAT-WEST LIFE ASSURANCE COMPAN		4.600	4.600
**D	REGIME DE RETRAITE D HYDRO QUEBEC		90.900	90.900
**D	COLUMBIA GLOBAL INFRASTRUCTURE FUND		23.045	23.045
**D	GLOBAL INFRASTRUCTURE FUND		83.935	83.935
**D	INCOME BUILDER 1		32.579	32.579
**D	WORLD INDEX FUND		166.704	166.704
**D	REASBREW LIMITED		5.277	5.277
**D	STATE GLOBAL UMBRELLA FUND PLC-FIR		544.122	544.122
**D	STATE GLOBAL OPPORTUNITIES FUND		131.537	131.537
**D	EUROPEAN INDEX FUND			

Pagina 33

Azionisti:
Azionisti in proprio:432 Teste:
18 Azionisti in delega:27
414

Assemblea Ordinaria del 20 aprile 2018

LISTA ESITO DELLE VOTAZIONE

Oggetto: Acquisto e Vendita Azioni proprie

FAVOREVOLI

Badge	Ragione Sociale	Proprio	Delega	Totale
**D	TALOS CAPITAL DESIGNATED ACTIVITY COMPAN		11.205.167	11.205.167
**D	HSBC ETFS PLC		11.415	11.415
**D	HSBC GLOBAL INVESTMENT FUNDS		2.314	2.314
**D	HSBC BANK PLC A/C NATIONAL GRID UK PENSION SCHEME		32.318	32.318
**D	HSBC ETFS PLC 25/28 NORTH WALL QUAY		4.846	4.846
**D	SWISS NATIONAL BANK		3.017.620	3.017.620
**D	VANGUARD EUROPEAN STOCK INDEX FUND		1.275.301	1.275.301
**D	VANGUARD DEVELOPED MARKETS INDEX FUND		2.920.889	2.920.889
**D	VANGUARD TOTAL WORLD STOCK INDEX FUND		168.093	168.093
**D	VANGUARD FTSE ALL-WORLD EX US INDEX FUND		903.943	903.943
**D	VANGUARD FUNDS PLC		258.291	258.291
**D	VANGUARD INVESTMENT SERIES PLC		615.157	615.157
**D	ABERDEEN GLOBAL		24.099	24.099
**D	ABERDEEN DIVERSIFIED INCOME FUND		4.954	4.954
**D	ABARDEEN MONCEAU		3.366	3.366
**D	FONDS RESERVE RETRAITES		21.819	21.819
**D	FCP ERAFP ACT EUR 7 OFI		63.586	63.586
**D	ROBECO CAPITAL GROWTH FUNDS		1.746	1.746
**D	UNIVERSE THE CMI GLOBAL NETWORK FUND		59.455	59.455
**D	VANGUARD GLOBAL INFRASTRUCT. INDEX FUND		65.765	65.765
**D	ANZ WHOLESALE INTERN.SHARE NO. 1 FUND		1.760	1.760
**D	VANGUARD INTERNATIONAL SHARE INDEX FUND		149.483	149.483
**D	ONEPATH GLOB SHARES LARGE CAP UNHED IN P		56.136	56.136
**D	ONEPATH LOW VOLATILITY GLOBAL EQ IN POOL		27.151	27.151
**D	MTBJ DAIDO LIFE FOREIGN EQUITY MOTHER FD		535.369	535.369
**D	AXA EQUITABLE LIFE INSURANCE CO		4.370	4.370
**D	EQ ADVISORS TRUST - ATM INTL. PORTFOLIO		13.471	13.471
**D	VANGUARD TOTAL INTERNATIONAL STOCK INDEX		7.180.469	7.180.469
**D	PRUDENTIAL LEGACY INSURANCE COMPANY OF N		10.456	10.456
**D	VANGUARD FID COMPANY EUROPEAN STOCK INDE		26.477	26.477
**D	NEW MEXICO STATE INVESTMENT COUNCIL		15.594	15.594
**D	EQ.ADVISORS TRUST-AXA/AB DYNAMIC GROWTH		21.035	21.035
**D	FORSTA AP - FONDEN		1.208.670	1.208.670
**D	SPROTT GLOBAL INFRASTRUCTURE FUND		10.465	10.465
**D	SAS TRUSTEE CORPORATION		113.425	113.425
**D	THE BOEING COMPANY EMPLOYEE RETIREMENT PLANS MASTER TRUST		274.915	274.915
**D	RARE INFRASTRUCTURE VALUE FUND UNHEDGED		948.260	948.260
**D	RARE INFRASTRUCTURE INCOME FUND		4.152	4.152
**D	RARE INFRASTRUCTURE VALUE FUUND HEDGED		1.092.327	1.092.327
**D	DPAM CAPITAL B EQUITIES EUROPE INDEX		35.561	35.561
**D	DPAM DBI-RDT EQUITIES EMU		19.000	19.000
**D	DPAM CAP B EQU EMU INDEX		111.496	111.496
**D	THE GOVERNMENT EMPLOYEES PENSION FUND GEPE		16.876	16.876

Assemblea Ordinaria del 20 aprile 2018

LISTA ESITO DELLE VOTAZIONE
 Oggetto: Acquisto e Vendita Azioni proprie

FAVOREVOLI

Badge	Ragione Sociale	Proprio	Delega	Totale
**D	THE HARTFORD RETIREMENT PLAN TRUST FOR US EMPLOYEES		10.430	10.430
**D	AST QMA INTL CORE EQUITY PORT PDMP		67.317	67.317
**D	GENERAL MILLS GROUP TRUST		27.783	27.783
**D	GNPF COL EAFE GINNA Q		2.000	2.000
**D	BNYMTD DEP OF PG GENERATIONS FUND		48.900	48.900
**D	BRAF QUANT GLBL VAL EQTY		327	327
**D	VIRTUS DUFF AND PHELPS GLOBAL INFRASTRUCTURE FUND		167.036	167.036
**D	PAYF EQUITY INCOME FUND PAYDEN EQUITY INCOME FUND		309.600	309.600
**D	FIDELITY SALEM STREET TRUST FIDELITY SAI INTERNATIONAL INDEX FUND		242.588	242.588
**D	COLUMBIA SUSTAINABLE INTL EQ ETF		7.559	7.559
**D	COLUMBIA SUSTAINABLE GLOBAL EQ ETF		1.412	1.412
**D	FIRST STATE INVESTMENTS ICVC FIRST STATE GLOBAL LISTED INFRASTRUCTURE FUND		3.861.056	3.861.056
**D	AUTO CLUB GROUP		24.807	24.807
**D	ADVANCED SERIES TRUST AST ACADEMIC STRATEGIES ASSET ALLOCATION PORTFOLIO		14.495	14.495
**D	NYKREDIT INVEST TAKTISK ALLOKERING		5.637	5.637
**D	INVESTERINGSFORENINGEN MULTI MANGER INVEST EUROPA		59.052	59.052
**D	NKB 31004 INV MM INVEST EUROPA AKK		103.194	103.194
**D	AST PRU GRWTH ALL PTF QMA EAFE PDDF		273.533	273.533
**D	PRUDENTIAL INVESTMENT PORTFOLIOS INC PRUDENTIAL BALANCED FUND		882	882
**D	PSF CONSERVATIVE BAL PORTF QMA		8.633	8.633
**D	PSF FLEXIBLE MANAGED PORTF QMA		5.622	5.622
**D	AST JENNISON GLOBAL INFRASTR PDMN		10.891	10.891
**D	PRU JEN GL INFRASTRUCTURE FUND PDLF		53.269	53.269
**D	AST MORGAN STANLEY MULTI ASSET PDMS		1.425	1.425
**D	CTJ RE STANLIB GLOBAL EQUITY FD AB		2.700	2.700
**D	PFI GLB DIV INC FD COLONIA FIRST ST		1.285.444	1.285.444
**D	GS ACTIVE BETA INTL EQUITY ETF		16.544	16.544
**D	GS ACTIVEBETA EUROPE ETF		2.030	2.030
**D	ERYF ATIVO CAPITAL		1.700	1.700
**D	CC COL EAFE Q UN 2		2.200	2.200
**D	CC COL EAFE Q UN 1		1.800	1.800
**D	NMPF COL EAFE NMP Q		4.500	4.500
**D	AST ACADEM STRAT AAJENNISON PD07		272.104	272.104
**D	KC1F COLONIAL 1ST ST GLI		119.663	119.663
**D	ABN AMRO PF UBS RAFI 1000		27.080	27.080
**D	ABN AMRO PF UBS MINVAR		304.093	304.093
**D	ABN AMRO PF IPM RAFI 1000		25.404	25.404
**D	ABN AMRO PF BR MINVAR		311.260	311.260
**D	SPARTAN INTL INDEX		674.059	674.059
**D	FUND FEDERAL ABSOLUTE RET STRATEGIES		698.881	698.881
**D	ATLANTIA CAPITAL		9.200	9.200
**D	AMRO TOTAL RETURN FUND INC		341.484	341.484
**D	BLACKROCK ACWI USIMI		134.084	134.084



Assemblea Ordinaria del 20 aprile 2018

LISTA ESITO DELLE VOTAZIONE
 Oggetto: Acquisto e Vendita Azioni proprie

FAVOREVOLI

Badge	Ragione Sociale	Proprio	Delega	Totale
**D	CEBF LEIA ATIVO IE		6.800	6.800
**D	VANGUARD INTL HIGH DIV YLD INDEX FD		55.065	55.065
**D	PG AND E CORPORATION RETIREMENT MASTER TRUST		234.383	234.383
**D	PGQF FIRST STATE		26.458	26.458
**D	CENTRAL STATES SOUTHEAST AND SOUTHWEST AREAS PENSION FUND		190.965	190.965
**D	UNITED CHURCH FUNDS QMA BFF		655	655
**D	COUNTY EMPLOYEES ANNUITY AND BENEFIT FUND OF COOK COUNTY		17.500	17.500
**D	US BK AK STEEL CORP MSTR PEN TR AT		34.771	34.771
**D	USBK FRONTEGRA MFG CORE INFRASTR FD		377.720	377.720
**D	CYBF ATIVO CAPITAL MGMT		10.500	10.500
**D	ALASKA PERMANENT FUND CORPORATION		18.720	18.720
**D	CPA COP PSERS PSERS ACWI X US INDEX		64.608	64.608
**D	NV RBIF ALLNCEBRNSTN INTL EQ		2.969	2.969
**D	NCUF BR EAFE LC GROWTH		26.638	26.638
**D	AST GS MULTI ASSET PORT LIQ PDHB		4.418	4.418
**D	BELL ATLANTIC MASTER TRUST		38.096	38.096
**D	AUTO CLUB INSURANCE ASSOCIATION		109.658	109.658
**D	THE STATE OF CONNECTICUT ACTING THROUGH ITS TREASURER		12.800	12.800
**D	UMC BENEFIT BOARD INC		13.991	13.991
**D	PRUDENTIAL INVESTMENT PORTFOLIO 2 PRUDENTIAL QMA INTL DEVELOPED MRKTS INDEX FUND		1.120	1.120
**D	SG ACTIONS EUROPE MULTIGESTION		2.565	2.565
**D	CNS GLOBAL LIST INFRASTRUCTURE		86.843	86.843
**D	PAYDEN GLOBAL FUNDS PLC		30.100	30.100
**D	ETOILE ACTIONS RENDEMENT		102.552	102.552
**D	ETOILE INDUSTRIE EUROPE		21.006	21.006
**D	SHINKO GLOBAL INFRASTRUCTURE		69.660	69.660
**D	ATLAS ENHANCED MASTER FUND LTD		31.933	31.933
**D	ATLAS MASTER FUND LTD.		6.047	6.047
**D	CBOSC-CBGS-WGSS07		2.417	2.417
**D	CFSIL - COLONIAL FIRST STATE GLOBAL ASSET MANAGEMENT MULTI SECTOR TRUST 1		61	61
**D	CFSIL RE COLONIAL FIRST STATE INVESTMENT FUND 10		3.513	3.513
**D	CITIBANK INTERNATIONAL PLC AS TRUSTEE CITIBANK INT.PL		1.689.842	1.689.842
**D	COLONIAL FIRST STATE INVESTMENTS LIMITED.		39.247	39.247
**D	GOVERNMENT OF SINGAPORE		1.280.572	1.280.572
**D	HOSTPLUS POOLED SUPERANNUATION TRUST		5.452	5.452
**D	JOHN HANCOCK FUNDS II GLOBAL ABSOLUTE RETURN STRATEGIES FUND		307.264	307.264
**D	MONETARY AUTHORITY OF SINGAPORE		262.599	262.599
**D	ROBECO UMBRELLA FUND I N.V		2.663	2.663
**D	SDA INTL EQUITY INDEX FD-WORLD		12.708	12.708
**D	ZURICH LIFE ASSURANCE PLC		103.670	103.670
**D	CROWN MANAGED ACCOUNTS SPC ACTING FOR AND ON BEHALF OF CROWN/OCEANWOOD SEGREGATED PORTFOLIO		3.992	3.992
**D	OCEANWOOD OPPORTUNITIES MASTER FUN C/O MAPLES CORPORATE SERVICES LIMITED		45.350	45.350
**D	NORGES BANK		297.965	297.965

Pagina 36

Azionisti: 432 Teste: 27
 Azionisti in proprio: 18 Azionisti in delega: 414

Assemblea Ordinaria del 20 aprile 2018

LISTA ESITO DELLE VOTAZIONE


Oggetto: Acquisto e Vendita Azioni proprie

FAVOREVOLI

Badge	Ragione Sociale	Proprio	Delega	Totale
**D	MLC INVESTMENTS, MLC LIMITED	29.512		29.512
**D	RETURN TO WORK CORPORATION OF SOUTH AUSTRALIA		110.187	110.187
**D	GOVERNMENT OF NORWAY		8.959.457	8.959.457
**D	VISION POOLED SUPERANNUATION TRUST		25.775	25.775
**D	LEGG MASON GLOBAL INFRASTRUCTURE ETF		29.288	29.288
**D	TEACHERS RETIREMENT SYSTEM OF THE STATE OF ILLINOIS		17.059	17.059
**D	KAISER PERMANENTE GROUP TRUST		368.144	368.144
**D	KAISER PERMANENTE GROUP TRUST		239.913	239.913
**D	KAISER FOUNDATION HEALTH PLAN INC		279.078	279.078
**D	LAUDUS INTERNATIONAL MARKETMASTERS FUND		1.884	1.884
**D	SCHWAB INTERNATIONAL EQUITY ETF		465.440	465.440
**D	SCHWAB FUNDAMENTAL INTERNATIONAL LARGE COMPANY ETF		80.703	80.703
**D	COHEN + STEERS INFRASTRUCTURE FUND, INC.		1.335.023	1.335.023
**D	GOLDMAN SACHS TRUST- GOLDMAN SACHS GLOBAL MANAGED BETA FUND		1.424	1.424
**D	GOLDMAN SACHS TRUST - GOLDMAN SACHS GLOBAL INFRASTRUCTURE FUND		185.721	185.721
**D	ALLIANCEBERNSTEIN GLOBAL RISK ALLOCATION FUND INC		613	613
**D	ALLIANCEBERNSTEIN VAR PROD SER F INC.ALLIANCEB DYN ASSET ALL PTF		176	176
**D	RUSSELL TRUST CO COMMINGLED EMPLOYEE BENEFIT FUNDS TRUST		604.371	604.371
**D	METROPOLITAN LIFE INSURANCE COMPANY		14.131	14.131
**D	PAX ELLEVATE GLOBAL WOMEN'S INDEX FUND		4.603	4.603
**D	THORNBURG INVESTMENT INCOME BUILDER FUND		9.804.878	9.804.878
**D	AMERICAN BUREAU OF SHIPPING		310	310
**D	STRATEGIC ACTIVE TRADING FUNDS PLC		6.859	6.859
**D	MET INVESTOR SERIES TRUST-ALLIANC GLOBAL DYNAMIC ALL PTF		46.847	46.847
**D	FIDELITY GLOBAL ASSET ALLOCATION FUND		45.887	45.887
**D	FIS CALBEAR FUND, LLC		84.034	84.034
**D	BENEFIT TRUST COMPANY		18.000	18.000
**D	RUSSELL INVESTMENT COMPANY RUSSELL TAX-MANAGED INTL EQ FUND		13.311	13.311
**D	RUSSELL INVESTMENT COMPANY RUSSELL GLOBAL INFRASTRUCTURE FUND		1.303.025	1.303.025
**D	RUSSELL INVESTMENT COMPANY RUSSELL MULTI-STRATEGY INCOME FUND		13.382	13.382
**D	RUSSELL INVESTMENT COMPANY MULTIFACTOR INTERNATIONAL EQUITY F		8.093	8.093
**D	ROCHE U.S. RETIREMENT PLANS MASTER TRUST		196.736	196.736
**D	RUSSELL INVESTMENT COMPANY MULTI-ASSET GROWTH STRATEGY FUND		59.378	59.378
**D	TRANSAMERICA AB DYNAMIC ALLOCATION VP		2.254	2.254
**D	RUSSELL COMMON CONTRACTUAL FUND		4.591	4.591
**D	OPENWORLD PUBLIC LIMITED COMPANY		631.605	631.605
**D	ALLIANCEBERNSTEIN INTERNATIONAL ALL-COUNTRY PASSIVE SERIES		2.069	2.069
**D	RUSSELL INV MULTI-ASSET FACTOR EXPOSURE FUND		3.867	3.867
**D	THE PRUDENTIAL INSURANCE COMPANY OF AMERICA		37.368	37.368
**D	PRUDENTIAL TRUST CO MASTER COMMINGLED INV F FOR TAX EXEMPT TR		28.499	28.499
**D	MORGAN STANLEY INST FUND INC. GLOBAL INFRASTRUCTURE PORTFOLIO		277.522	277.522
**D	MORGAN STANLEY INST FUND, INC. - GLOBAL ADVANTAGE PTF		8.078	8.078
**D	MORGAN STANLEY INSTITUTIONAL FUND INC MULTI- ASSET PORTFOLIO		16.493	16.493

Pagina 37

Azionisti: 432 Teste: 27
 Azionisti in proprio: 18 Azionisti in delega: 414



Assemblea Ordinaria del 20 aprile 2018

LISTA ESITO DELLE VOTAZIONE

Oggetto: Acquisto e Vendita Azioni proprie

FAVOREVOLI

Badge	Ragione Sociale	Proprio	Delega	Totale
**D	GTAA PANTHER FUND L.P		13.124	13.124
**D	MGI FUNDS PLC		274.467	274.467
**D	MGI FUNDS PLC		223.821	223.821
**D	MORGAN STANLEY INSTITUTIONAL FUND TR- GL MULTI-ASSET INC PTF		1.767	1.767
**D	RUSSELL INVESTMENT COMPANY PLC		23.476	23.476
**D	HARTFORD LIFE INSURANCE COMPANY		3.540	3.540
**D	SENTRY INFRASTRUCTURE FUND		339.700	339.700
**D	SENTRY ALTERNATIVE ASSET INCOME FUND		10.725	10.725
**D	SENTRY GLOBAL INFRASTRUCTURE PRIVATE TRUST		29.793	29.793
**D	ALASKA COMMON TRUST FUND		12.876	12.876
**D	RUSSELL INVESTMENTS GLOBAL INFRASTRUCTURE POOL		1.872.877	1.872.877
**D	RUSSELL INVESTMENTS MULTI-FACTOR INTERNATIONAL EQUITY POOL		435	435
**D	RUSSELL INSTITUTIONAL FUNDS,LLC-RUSSELL INTL EQUITY FUND		2.209	2.209
**D	RUSSELL INSTL FUNDS,LLC-RUSSELL GLOB LISTED INFRA FUND		226.793	226.793
**D	SCOTIA PRIVATE GLOBAL INFRASTRUCTURE POOL		223.149	223.149
**D	STANDARD LIFE INV GLO ABS RETURN STRAT MASTER FUND LTD.		264.827	264.827
**D	CALIFORNIA PUBLIC EMPLOYEES RETIREMENT SYSTEM		1.021.066	1.021.066
**D	AMERICAN BAR ASSOCIATION MEMBERS/MTC COLLECTIVE TRUST		91.917	91.917
**D	CALIFORNIA STATE TEACHERS RETIREMENT SYSTEM		623.445	623.445
**D	TJ-NONQUALIFIED, LLC		48.951	48.951
**D	VANGUARD FTSE DEVELOPED EUROPE ALL CAP INDEX ETF		11.343	11.343
**D	VANGUARD FTSE DEVELOPED ALL CAP EX NORTH AMERICA INDEX ETF		12.404	12.404
**D	VANGUARD DEVEL ALL-CAP EX NORTH AMERICA EQT IND POOLED FUND		716	716
**D	VANGUARD GLOBAL MOMENTUM FACTOR ETF		160	160
**D	VANGUARD INVESTMENTS II COMMON CONTRACTUAL FUND		35.021	35.021
**D	VANGUARD INVESTMENTS COMMON CONTRACTUAL FUND		49.778	49.778
**D	VANGUARD FTSE DEVELOPED EUROPE INDEX ETF		1.572	1.572
**D	NEW YORK STATE TEACHERS RETIREMENT SYSTEM		7.060	7.060
**D	PENSIOENFONDS METAAL OPF		32.649	32.649
**D	PRUDENTIAL RETIREMENT INSURANCE & ANNUITY COMPANY		10.003	10.003
**D	VAILSBURG FUND LLC		15.930	15.930
**D	GOLDMAN SACHS FUNDS		14.581	14.581
**D	COLLEGE RETIREMENT EQUITIES FUND		502.828	502.828
**D	TIIA-CREF INTERNATIONAL EQUITY INDEX FUND		364.563	364.563
**D	RUSSELL INVESTMENT COMPANY - RUSSELL INTERN DEVELOPED MKT F		34.036	34.036
**D	BRIGHTHOUSE FUNDS TRUST II - METLIFE MSCI EAFE INDEX PTF		30.871	30.871
**D	RUSSELL INVESTMENT FUNDS INTERNATIONAL DEVELOPED MARKETS FUND		3.171	3.171
**D	RUSSELL INVESTMENT COMPANY II PLC		21.516	21.516
**D	THE UNIVERSAL INSTITUTIONAL FUNDS, INC. GLOBAL INFRASTR PTF		66.896	66.896
**D	MORGAN STANLEY INSTITUTIONAL FD TR - GLOBAL STRATEGIST PTF		26.617	26.617
**D	THE UNIVERSAL INST F INC - GLOBAL STRATEGIST PORTFOLIO		9.732	9.732
**D	ONTARIO TEACHERS PENSION PLAN BOARD		199.871	199.871
**D	PACE INTERNATIONAL EQUITY INVESTMENTS		9.708	9.708

Pagina 38

Azionisti:	432	Teste:	27
Azionisti in proprio:	18	Azionisti in delega:	414

Assemblea Ordinaria del 20 aprile 2018


LISTA ESITO DELLE VOTAZIONE

Oggetto: Acquisto e Vendita Azioni proprie

FAVOREVOLI

Badge	Ragione Sociale	Proprio	Delega	Totale
**D	ABBEE LIFE ASSURANCE COMPANY LIMITED		279.378	279.378
**D	SCOTTISH WIDOWS OVERSEAS GROWTH INV F ICVC - EURO GROWTH F		331.782	331.782
**D	STATE STREET TRUSTEES LTD ATF ABERDEEN CAPITAL TRUST		59.759	59.759
**D	SCOTTISH WIDOWS INV SOLUTIONS F ICVC- EUROPEAN (EX UK) EQ FD		134.739	134.739
**D	FP RUSSELL INVESTMENTS ICVC-FP RUSSELL INV INT GROWTH ASSTS FD		2.222	2.222
**D	OMNIS MANAGED INVESTMENTS ICVC - OMNIS MULTI-ASSET INCOME FUND		118.809	118.809
**D	HBOS INTERNATIONAL INV FUNDS ICVC- EUROPEAN FUND		125.542	125.542
**D	THE TRUSTEES OF GOLDMAN SACHS UK RETIREMENT PLAN		1.715	1.715
**D	ST GEN RESERVE F OF THE MINISTRY FINANCE OF SULTANATE OF OMAN		17.278	17.278
**D	ABERDEEN INV FUNDS UK ICVC II-ABERDEEN EUR EQ ENHANCED INDEXF		48.061	48.061
**D	LEGG MASON FUNDS ICVC- LEGG MASON IF RARE GLOBAL INF INC FUND		780.367	780.367
**D	BAHRAIN MUMTALAKAT HOLDING COMPANY		26.035	26.035
**D	VANGUARD INV FDS ICVC-VANG FTSE DEV WOR LD EX - UK EQT IND FD		79.031	79.031
**D	VANGUARD INV F ICVC-VANGUARD FTSE DEV EUROPE EX-UK EQ INDEX F		165.676	165.676
**D	VANGUARD INV FUNDS ICVC-VANGUARD FTSE GLOB ALL CAP IND FUND		672	672
**D	SCOTTISH WID INV SOLS F ICVC - FDAMNTL LOW VOL IND GLO EQT F		51.233	51.233
**D	SCOTTISH WIDOWS INV SOL F ICVC- FUNDAMENTAL INDEX GLB EQ F		62.076	62.076
**D	RUSSELL INVESTMENTS GLOBAL OPPORTUNITIES FUND		27.989	27.989
**D	ARGO GLOBAL LISTED INFRASTRUCTURE LIMITED		128.204	128.204
**D	RUSSELL INVESTMENTS LOW CARBON GLOBAL SHARES FUND		2.846	2.846
**D	EMERGENCY SERVICES SUPERANNUATION SCHEME		1.869	1.869
**D	FIRST STATE SUPERANNUATION SCHEME		61.297	61.297
**D	RUSSELL INVESTMENTS GLOBAL LISTED INFRASTRUCTRE FUND - HEDGED		295.811	295.811
**D	VANECK VECTORS FTSE GLOBAL INFRASTRUCTURE (HEDGED) ETF		63.200	63.200
**D	SUNSUPER SUPERANNUATION FUND		25.009	25.009
**D	FLOURISH INVESTMENT CORPORATION		249.115	249.115
**D	HUBBELL INCORPORATED MASTER PENSION TRUST		29.527	29.527
**D	SPARTAN GROUP TRUST FOR EMPLOYEE BENEFIT PLANS		39.413	39.413
**D	ATIVO INTERNATIONAL EQUITY FUND LP		21.600	21.600
**D	NATIONAL COUNCIL FOR SOCIAL SECURITY FUND, P.R.C		1.750	1.750
**D	NATIONAL COUNCIL FOR SOCIAL SECURITY FUND, P.R.C		26.165	26.165
**D	NGEE ANN POLYTECHNIC		132	132
**D	FIDELITY SALEM STREET TRUST: FIDELITY FLEX INTERN INDEX FUND		279	279
**D	FIDELITY SALEM STREET TRUST FIDELITY SERIES GLOBAL EX U.S. INDEX FUND		114.860	114.860
**D	THE PARTNERS FUND		90.000	90.000
**D	COMMONWEALTH SUPERANN CORP ATF ARIA INVESTMENTS TR		35.227	35.227
**D	ENERGY INVESTMENT FUND		199.983	199.983
**D	INFRASTRUCTURE FUND (UNHEDGED)		833.903	833.903
**D	GOVERNMENT EMPLOYEES SUPERANNUATION BOARD		226.020	226.020
**D	INFRASTRUCTURE FUND (CURRENCY HEDGED)		202.563	202.563
**D	GROUP GLOBAL MULTI-ASSET FUND		11.500	11.500
**D	CORE INFRASTRUCTURE FUND		102.357	102.357
**D	INFRASTRUCTURE FUND		1.923.682	1.923.682

Pagina 39

Azionisti
Azionisti in proprio.432 Teste:
18 Azionisti in delega:27
414

Assemblea Ordinaria del 20 aprile 2018

LISTA ESITO DELLE VOTAZIONE

Oggetto: Acquisto e Vendita Azioni proprie

FAVOREVOLI

Badge	Ragione Sociale	Proprio	Delega	Totale
**D	PRESBYTERIAN CHURCH (USA) FOUNDATION		4.678	4.678
**D	USAA MASTER TRUST (PENSION AND RSP)		2.721	2.721
**D	LOS ANGELES CITY EMPLOYEES RETIREMENT SYSTEM		45.070	45.070
**D	CITY OF LOS ANGELES FIRE AND POLICE PENSION PLAN		4.500	4.500
**D	MONTGOMERY COUNTY EMPLOYEES' RETIREMENT SYSTEM		4.509	4.509
**D	STATE UNIVERSITIES RETIREMENT SYSTEM		83.600	83.600
**D	UTAH STATE RETIREMENT SYSTEMS		78.770	78.770
**D	HSBC INTERNATIONAL EQUITY POOLED FUND		14.288	14.288
**D	HALIFAX REGIONAL MUNICIPALITY MASTER TRUST		4.544	4.544
**D	PUBLIC EMPLOYEES RETIREMENT ASSOCIATION OF COLORADO		116.279	116.279
**D	COMMONWEALTH GLOBAL LISTED INFRASTRUCTURE FUND 7		170.970	170.970
**D	COMMONWEALTH GLOBAL LISTED INFRASTRUCTURE FUND 4		155.878	155.878
**D	COLONIAL FIRST STATE WHOLESALE GLOBAL LISTED INFR SEC F		1.166.469	1.166.469
**D	COMMONWEALTH GLOBAL SHARE FUND 29		142	142
**D	HSBC UCITS COMMON CONTRACTUAL FUND		658	658
**D	INVESTCO ITALIAN HOLDINGS SRL		66.513.016	66.513.016
**D	MFG INVESTMENT FUND PLC		70.676	70.676
**D	ILLINOIS STATE BOARD OF INVESTMENT		42.960	42.960
**D	BANCO NACIONAL DE PANAMA, ACTING AS TRUSTEE OF THE FIDEICOMISO DE FONDO DE AHORRO DE PANAMA		1.900	1.900
**D	STICHTING FONDS 1818 TOT NUT VAN HET ALGEMEEN		914	914
**D	FJARDE AP-FONDEN		180.901	180.901
**D	STICHTING BEDRIJFST VOOR HET BEROEPSVERVOER OVER DE WEG		33.903	33.903
**D	ANDRA AP-FONDEN		51.063	51.063
**D	ROBECO INSTITUTIONAL UMBRELLA FUND		5.489	5.489
**D	MEDIOLANUM GESTIONE FONDI SGR - FLESSIBILE FUTURO ITALIA		800.000	800.000
**D	ASSURDIX		57.711	57.711
**D	ATOUT EUROPE SMART BETA		791	791
**D	ATOUT EUROLAND HAUT RENDEMENT		3.610	3.610
**D	AMUNDI ETF FTSE ITALIA PIR UCITS ETF DR		40.893	40.893
**D	AMUNDI INDEX SOLUTIONS		302.463	302.463
**D	ACTIF CANTON CREDIT AGRICOLE		974.000	974.000
**D	ACTIF CANTON LCL		457.000	457.000
**D	FCP RSI EURO P		85.269	85.269
**D	FCP ICARE		6.636	6.636
**D	AGIRA RETRAITE DIVERSIFIE		5.505	5.505
**D	FCP AMUNDI HORIZON		27.766	27.766
**D	FCP PORTFOLIO LCR ACTIONS		6.582	6.582
**D	AMUNDI FUNDS SICAV		56.809	56.809
**D	STG PFDS CORP EXPRESS MANDAAT ALLIANCE CAPITA		2.747	2.747
**D	PETTELAAR EFFECTENBEWAARBEDRIJFV INZ ACTIAM RESP. INDEX FUND		14.068	14.068
**D	PETTELAAR EFFECTENBEW. INZ. SNSRESP. IND. FND		76.175	76.175
**D	MACKENZIE GLOBAL LEADERSHIP IMPACT FUND		234	234
**D	THE GREAT-WEST LIFE ASSURANCE COMPANY		5.100	5.100

Assemblea Ordinaria del 20 aprile 2018

LISTA ESITO DELLE VOTAZIONE
Oggetto: Acquisto e Vendita Azioni proprie

FAVOREVOLI

Badge	Ragione Sociale	Proprio	Delega	Totale
**D	INVESTORS GLOBAL FUND .		673.600	673.600
**D	INVESTORS GLOBAL DIVIDEND FUND.		330.000	330.000
**D	IG MACKENZIE STRATEGIC INCOME FUND		32.000	32.000
**D	INVESTORS GLOBAL CLASS		43.800	43.800
**D	INVESTORS GLOBAL INFRASTRUCTURECLASS		70.200	70.200
**D	MACKENZIE CANADIAN LARGE CAP DIVIDEND FUND		97.800	97.800
**D	MACKENZIE CANADIAN LARGE CAP DIVIDEND CLASS		5.200	5.200
**D	MACKENZIE STRATEGIC INCOME FUND		175.500	175.500
**D	MACKENZIE GLOBAL STRATEGIC INCOME FUND		271.749	271.749
**D	MACKENZIE GLOBAL DIVIDEND FUND		726.151	726,151
**D	MACKENZIE INCOME FUND		66.100	66.100
**D	MACKENZIE USD GLOBAL STRATEGIC INCOME FUND		14.600	14.600
**D	MACKENZIE DIVERSIFIED ALTERNATIVES FUND		17.746	17.746
**D	MACKENZIE INTERNATIONAL EQUITY INDEX ETF		216	216
**D	MACKENZIE MAX DIVERSIFICATION DEVELOPED EUR INDEX ETF		1.983	1.983
**D	THE GLENORE CANADIAN PENSION FUNDS TRUST-FOREIGN EQUITY FUND		96.486	96.486
**D	THE GLENORE CANADIAN PENSION FUNDS TRUST-FOREIGN EQUITY FUND		65.694	65.694
**D	IMPERIAL GLOBAL EQUITY INCOME POOL		153.857	153.857
**D	FIRST ASSET MSCI EUROPE LOW RISK WEIGHTED ETF		17.424	17.424
**D	FIRST ASSET MSCI INTERNATIONAL LOW RISK WEIGHTED ETF		634	634
**D	FLORIDA, LLC - APERIO		8.045	8.045
6163	FIorentini GIANLUCA	11		11
6333	GIORDANA ROBERTO			
DE*	FONDAZIONE CASSA DI RISPARMIO DI CUNEO		2.283.500	2.283.500
6514	REALE DAVIDE GIORGIO	12		12
6533	LOIZZI GERMANA	2		2
6558	CAMERINI BRUNO	2.806		2.806
6604	RICCI ANDREA	466		466
6652	D ATRI GIANFRANCO			
DE*	MARINO TOMMASO		2	2
DE*	PEDRETTI MARCO		1	1
6662	TONDINI REMO	985		985
6676	FORTE MARCO	1		1
6678	ROMANELLI SILVIA			
DE*	SANTONIA S.P.A.		249.833.818	249.833.818
6717	CHIGNOLI GIORGIO	1		1
6799	ROSSI MARTIN	7		7
6827	VITANGELO GIORGIO	5		5
6837	CABANUNZI GIANFRANCO MARIA	1		1
6854	ROBINSON PIETRO	1		1
689	ANTONINI GIOVANNI	1		1
692	COOPERSHARE SPA IN QUALITA DI RAPP. DESIGNATO EX ART. 135 UNDECIES IN PERSONA DI ENRICO MONICELLI	31.000		31.000



Assemblea Ordinaria del 20 aprile 2018LISTA ESITO DELLE VOTAZIONE
Oggetto: Acquisto e Vendita Azioni proprie

FAVOREVOLI

Badge	Ragione Sociale	Proprio	Delega	Totale
DE*	LOMBARDI GIANFRANCO		400	400
6928	RODINO WALTER	5		5
6938	PEDINI LUCIANO			
RL*	GIGLIO SERVIZI AMBIENTALI E BONIFICHE SRL	105		105
6942	CRISTIANI GIANNI	170		170
6989	SCAMPOLI GRAZIANA			
DE*	INARCASSA - CASSA NAZIONALE DI PREVIDENZA ED ASSISTENZA PER		2.013.720	2.013.720
7072	VENEZIA ANNA PAOLA			
DE*	FONDAZIONE CASSA DI RISPARMIO DI TORINO		41.372.172	41.372.172
7115	ROSSI AGOSTINO			
DE*	ROSSI PAOLO		1.500	1.500
7262	CARILE DOMENICO	31.000		31.000
7564	AMBRUZZI DANIELA	616		616
Totale voti	471.966.693			
Percentuale votanti %	74,593563			
Percentuale Capitale %	57,153771			

Assemblea Ordinaria del 20 aprile 2018ESITO VOTAZIONE

Oggetto : **Nomina del Collegio Sindacale**

Hanno partecipato alla votazione:

-n° 1.656 azionisti,
portatori di n° 632.717.726 azioni ordinarie, tutte ammesse al voto,
pari al 76,620246% del capitale sociale.

Hanno votato:

		% su Azioni Ordinarie
LISTA 1	372.114.686	58,812116
LISTA 2	253.774.750	40,108683
SubTotale	625.889.436	98,920800
Contrari	634.772	0,100325
SubTotale	626.524.208	99,021125
Astenuti	3.814.526	0,602880
Non Votanti	2.378.992	0,375996
SubTotale	6.193.518	0,978875
Totale	632.717.726	100,000000

Ai sensi dell'art. 135-undecies del TUF **non sono computate** ai fini del calcolo della maggioranza e del capitale richiesto per l'approvazione della delibera numero **0** azioni pari al **0,000000%** delle azioni rappresentate in aula.





Assemblea Ordinaria del 20 aprile 2018

LISTA ESITO DELLE VOTAZIONE
Oggetto: Nomina del Collegio Sindacale

Badge	Ragione Sociale
6029	AGOSTINI ANTONIO
**D	FONDS DE SOLIDARITE DES TRAV.QUEBEC FTQ
**D	CALIFORNIA STATE TEACHERS RETIREMENT SYSTEM

Totale voti	634.772
Percentuale votanti %	0,100325
Percentuale Capitale %	0,076869

CONTRARI

Proprio	Delega	Totale
	11.327	11.327
	623.445	623.445



Azionisti:
Azionisti in proprio:

2 Teste: 1
0 Azionisti in delega: 2



Assemblea Ordinaria del 20 aprile 2018

LISTA ESITO DELLE VOTAZIONE
 Oggetto: Nomina del Collegio Sindacale

ASTENUTI

Badge	Ragione Sociale	Proprio	Delega	Totale
6008	RICCI ELEONORA			
DE*	CASIGLIANI TOMMASO		594	594
DE*	DANDA S.R.L.		150	150
6029	AGOSTINI ANTONIO			
**D	SAS TRUSTEE CORPORATION		113.425	113.425
**D	THE BOEING COMPANY EMPLOYEE RETIREMENT PLANS MASTER TRUST		274.915	274.915
**D	RARE INFRASTRUCTURE VALUE FUND UNHEDGED		948.260	948.260
**D	RARE INFRASTRUCTURE INCOME FUND		4.152	4.152
**D	RARE INFRASTRUCTURE VALUE FUND HEDGED		1.092.327	1.092.327
**D	LEGG MASON GLOBAL INFRASTRUCTURE ETF		29.288	29.288
**D	KAISER PERMANENTE GROUP TRUST		239.913	239.913
**D	LEGG MASON FUNDS ICVC- LEGG MASON IF RARE GLOBAL INF INC FUND		780.367	780.367
**D	GOVERNMENT EMPLOYEES SUPERANNUATION BOARD		226.020	226.020
**D	THE GLENORE CANADIAN PENSION FUNDS TRUST-FOREIGN EQUITY FUND		65.694	65.694
**D	FLORIDA, LLC - APERIO		8.045	8.045
6676	FORTE MARCO	1		1
6938	PEDINI LUCIANO			
RL*	GIGLIO SERVIZI AMBIENTALI E BONIFICHE SRL	105		105
6942	CRISTIANI GIANNI	170		170
7220	NOTARFONZO ARNALDO	100		100
7262	CARILE DOMENICO	31.000		31.000
Totale voti	3.814.526			
Percentuale votanti %	0,602880			
Percentuale Capitale %	0,461928			

Assemblea Ordinaria del 20 aprile 2018LISTA ESITO DELLE VOTAZIONE
Oggetto: Nomina del Collegio Sindacale

NON VOTANTI

Badge	Ragione Sociale	Proprio	Delega	Totale
6029	AGOSTINI ANTONIO		46.150	46.150
**D	NMM5 GIEP PTN ACCOUNT		3.992	3.992
**D	CROWN MANAGED ACCOUNTS SPC ACTING FOR AND ON BEHALF OF CROWN/OCEANWOOD SEGREGATED PORTFOLIO		45.350	45.350
**D	OCEANWOOD OPPORTUNITIES MASTER FUN C/O MAPLES CORPORATE SERVICES LIMITED			
6333	GIORDANA ROBERTO		2.283.500	2.283.500
DE*	FONDAZIONE CASSA DI RISPARMIO DI CUNEO			
Totale voti			2.378.992	
Percentuale votanti %			0,375996	
Percentuale Capitale %			0,288089	





Azionisti:
Azionisti in proprio:

4 Teste:
0 Azionisti in delega:

2
4

Pagina 3



Assemblea Ordinaria del 20 aprile 2018

LISTA ESITO DELLE VOTAZIONE
Oggetto: Nomina del Collegio Sindacale

FAVOREVOLI alla LISTA 1

Badge	Ragione Sociale	Proprio	Delega	Totale
6029	AGOSTINI ANTONIO		161.957	161.957
**D	CORONATION GLOBAL OPPORTUNITIES FUND		17.791	17.791
**D	THORNBURG GLOBAL INVESTMENT PLC		459	459
**D	JPMORGAN CHASE BANK - PE - UNITED STATES TRUSTS		1.343	1.343
**D	JPMORGAN CHASE BANK N.A.		571.148	571.148
**D	MASTER TRUST BANK OF JAPAN, LTD. PENSION		486	486
**D	THE KATHERINE MOORE REVOCABLE TRUST		903	903
**D	KATHERINE C. MOORE CHARITABLE LEAD ANNUITY TRUST II		315	315
**D	FIDELITY INVESTMENTS MONEY MANAGEMENT INC		1.982	1.982
**D	HOBART FAMILY INVESTMENTS LLC		1.157	1.157
**D	SCHRODER INTERNATIONAL SELECTION FUND		1.033	1.033
**D	FIDUCIARY TRUST COMPANY INTERNATIONAL AS		3.014	3.014
**D	BOA OMNIBUS PERAMETRIC		420	420
**D	B4305 FRB S LUND RES TR FBO B LUND		328	328
**D	B4306 FRB M LUND REV TR		1.304	1.304
**D	U S BANK NATIONAL ASSOCIATION		1.280.572	1.280.572
**D	GOVERNMENT OF SINGAPORE		262.599	262.599
**D	MONETARY AUTHORITY OF SINGAPORE		9.804.878	9.804.878
**D	THORNBURG INVESTMENT INCOME BUILDER FUND		258	258
**D	ROMAN CATHOLIC BISHOP OF SPRINGFIELD A CORPORATION SOLE		850	850
**D	JOSHUA GREEN CORPORATION		736	736
**D	SAMFORD UNIVERSITY PENSION PLAN TRUST		352	352
**D	SAMFORD UNIVERSITY		413	413
**D	VIRGINIA C.MARS REVOCABLE TRUST DATED AUGUST 6, 1991		1.236	1.236
**D	BUNTING INTERNATIONAL DEVELOPED EQUITY TE LLC		623	623
**D	CARROLL AVENUE PARTNERS LLC		5.125	5.125
**D	EVA VALLEY MA1 LLC		3.268	3.268
**D	FS OVERLAY C - PARAMETRIC		4.192	4.192
**D	FOURTH AVENUE INVESTMENT COMPANY		3.055	3.055
**D	THE BUNTING FAM INT DEVELOPED EQUITY LIMITED LIABILITY CO		602	602
**D	LEHMAN-STAMM FAMILY PARTNERS LLC		6.181	6.181
**D	82A HOLDINGS, LLC		2.148	2.148
**D	NELKE PARTNERSHIP		19.554	19.554
**D	ORIZABA, LP		1.307	1.307
**D	SENTINEL INTERNATIONAL FUND		2.378	2.378
**D	SENTINEL INTERNATIONAL TRUST		568	568
**D	SIM GLOBAL BALANCED TRUST.		8.234	8.234
**D	VICTORIA PARTNERS, LP		5.124	5.124
**D	GLOBAL BOND FUND		180	180
**D	ZCA GLOBAL EQUITY STRATEGY, LP		10.125	10.125
**D	MALACHITE 35 TRUST		1.768	1.768
**D	AVALON PORTFOLIO II, LLC		14.397	14.397
**D	GOVERNMENT EMPLOYEES SUPERANNUATION BOARD			

Assemblea Ordinaria del 20 aprile 2018

LISTA ESITO DELLE VOTAZIONE
Oggetto: Nomina del Collegio Sindacale

FAVOREVOLI alla LISTA 1

Badge	Ragione Sociale	Proprio	Delega	Totale
**D	SILVER GROWTH FUND, LP		4	4
**D	INVESTCO ITALIAN HOLDINGS SRL		66.513.016	66.513.016
**D	THE GLENORE CANADIAN PENSION FUNDS TRUST-FOREIGN EQUITY FUND		96.486	96.486
**D	DEBORAH LOEB BRICE		461	461
**D	ALAMOSA LLC .		733	733
**D	ALLAN G. LOZIER .		15.202	15.202
**D	CERVURITE INTERNATIONAL LLC .		27.055	27.055
**D	MARANIC II LLC .		645	645
6163	FIorentini GIANLUCA	11		11
6493	GARRI GERARDINO	1		1
RL*	D&C GOVERNANCE S.R.L.	1		1
6514	REALE DAVIDE GIORGIO	12		12
6533	LOZZI GERMANA	2		2
6558	CAMERINI BRUNO	2.806		2.806
6576	UCCELLINI MARIA	172		172
6604	RICCI ANDREA	466		466
6652	D ATRI GIANFRANCO			
DE*	MARINO TOMMASO		2	2
DE*	PEDRETTI MARCO		1	1
6678	ROMANELLI SILVIA			
DE*	SINTONIA S.P.A.		249.833.818	249.833.818
6717	CHIGNOLI GIORGIO	1		1
6799	BOVE KATRIN	7		7
6823	VITANGELI GIORGIO	5		5
6872	CARADONNA GIANFRANCO MARIA	1		1
6884	RODINO DEMETRIO	1		1
6894	ANTOLINI GIOVANNI	31.000		31.000
6907	COMPUTESHARE SPA IN QUALITA DI RAPP. DESIGNATO EX ART. 135 UNDECIES IN PERSONA DI ENRICO MONICELLI			
DE*	LOMBARDI GIANFRANCO		400	400
6928	RODINO WALTER	5		5
6989	SCAMPOLI GRAZIANA			
DE*	INARCASSA - CASSA NAZIONALE DI PREVIDENZA ED ASSISTENZA PER		2.013.720	2.013.720
7072	VENEZIA ANNA PAOLA			
DE*	FONDAZIONE CASSA DI RISPARMIO DI TORINO		41.372.172	41.372.172
7115	ROSSI AGOSTINO			
DE*	ROSSI PAOLO		1.500	1.500
7584	ROSSI GIOVANNI			
DE*	ROSSI CATERINA		1	1
7564	AMMIRATI DANIELA	616		616
Totale voti			372.114.686	
Percentuale votanti %			58,812116	



Assemblea Ordinaria del 20 aprile 2018

LISTA ESITO DELLE VOTAZIONE
Oggetto: Nomina del Collegio Sindacale

FAVOREVOLI alla LISTA 1

Badge Ragione Sociale
Percentuale Capitale % 45,061988

Proprio Delega Totale

Azionisti: 74 Teste: 23
Azionisti in proprio: 16 Azionisti in delega: 58

Assemblea Ordinaria del 20 aprile 2018

LISTA ESITO DELLE VOTAZIONE
Oggetto: Nomina del Collegio Sindacale

FAVOREVOLI alla LISTA 2

Badge	Ragione Sociale	Proprio	Delega	Totale
6029	AGOSTINI ANTONIO		23.585	23.585
**D	ARK LIFE ASSURANCE COMPANY LIMITED		1.083	1.083
**D	JPMORGAN FUNDS (IRELAND) ICAV		360.755	360.755
**D	BLACKROCK INDEX SELECTION FUND		60.180	60.180
**D	FIDANTE PARTNERS LIQUID STRATEGIES		400.000	400.000
**D	ARCA FONDI SGR - FONDO ARCA AZIONI ITALIA		1.197.837	1.197.837
**D	AVIVA INVESTORS AVIVA INVESTORS LUXEMBOURG		935.624	935.624
**D	JPMORGAN INVESTMENT FUNDS		831.457	831.457
**D	MORGAN STANLEY INVESTMENT FUNDS		124.543	124.543
**D	FRANKLIN TEMPLETON INVESTMENT FUNDS		366	366
**D	T. ROWE PRICE FUNDS SICAV		13.249	13.249
**D	JPMORGAN FUNDS		20.998	20.998
**D	GERANA SICAV-SIF S.A.		50	50
**D	DEXIA PENSION FUND (DEXIA ASSET MANAGEME		143.549	143.549
**D	KAIROS INTERNATIONAL SICAV - RISORGIMENTO		54.897	54.897
**D	KAIROS INTERNATIONAL SICAV - ITALIA		4.235	4.235
**D	KAIROS INTERNATIONAL SICAV - TARGET ITALY ALPHA		350.000	350.000
**D	UBI SICAV ITALIAN EQUITY		150.000	150.000
**D	CHALLENGE FUNDS CHALLENGE ITALIAN EQUITY		150.000	150.000
**D	UBI PRAMERICA SGR SPA		18.387	18.387
**D	HELABA INVEST KAPITALANLAGEGESELLSCHAFT MBH		25.400	25.400
**D	NMM5 WIEQ BRF ACCOUNT		867.849	867.849
**D	WIF LAZ GBL PFD LIS INFRA		16.737	16.737
**D	NMM5-WIEQ-CNS ACCOUNT		97.040	97.040
**D	ALLIANZ GLR EM AGI EUR HIGH DIVIDEND		80.390	80.390
**D	ALLIANZ FAD EUROPE HIGH DIVIDEND		38.490	38.490
**D	ALLIANZ GLR EQ EU RCM BEST STYLES		137.304	137.304
**D	SCHWAB INTERNATIONAL INDEX FUND		1.176.686	1.176.686
**D	THE MASTER TRUST BANK OF JAPAN LTD		11.407	11.407
**D	JTSB STB DAIWA STOCK INDEX FUND 9807		4.473	4.473
**D	JAPAN TRUSTEE SERVICES BANK LTD		3.927	3.927
**D	JAPAN TRUSTEE SERVICES BANK LTD		3.400.027	3.400.027
**D	FIDELITY FUNDS SICAV		45.090	45.090
**D	ING DIRECT		120.739	120.739
**D	THE MASTER TRUST BANK OF JAPAN LTD		518	518
**D	FIDELITY POC FIRST GLOBAL KOK PILOT		45.901	45.901
**D	GLOBAL CAPITAL GLOBAL LISTED INFRASTRUCTURE FUND		7.986	7.986
**D	GLOBAL SPECIALIST INVESTMENT FUNDS		185.753	185.753
**D	GLOBAL FLEXIBLE OPPORTUNITIES FUND		93.608	93.608
**D	FIDELITY GLOBAL ST FIDELITY GLOBAL EX US IN		31.375	31.375
**D	SCHWAB FUNDAMENTAL INTER LARGE COMP IN F		72.377	72.377
**D	GLOBAL CAPITAL GLOBAL LISTED INFRASTRUCTURE C		3.095	3.095
**D	GLOBAL INSTITUTIONAL MANAGED TRUST MULTI-AS			

Pagina 7

Azionisti
Azionisti in proprio:1.558 Teste:
1 Azionisti in delega:2
1.557

Assemblea Ordinaria del 20 aprile 2018

LISTA ESITO DELLE VOTAZIONE
Oggetto: Nomina del Collegio Sindacale

FAVOREVOLI alla LISTA 2

Badge	Ragione Sociale	Proprio	Delega	Totale
**D	FIDELITY SALEM STREET TRUST: SPARTAN TOTAL INTERNATIONAL INDEX FUND		17.921	17.921
**D	FIDELITY UCITS ICAV		8.719	8.719
**D	DEVELOPED INTERNATIONAL EQUITY SELECT ETF		165	165
**D	FIDELITY UCITS II ICAV		346	346
**D	COHEN & STEERS GLOBAL LIST. INFR.FD		60.603	60.603
**D	NUVEEN GLOBAL INFRASTRUCTURE FUND		879.856	879.856
**D	ADVISOR MANAGED TRUST - TACTICAL OFFENSI		14.815	14.815
**D	CORNERSTONE ADVISORS GLOBAL PUBLIC EQUITY FUND		10.324	10.324
**D	GLOBAL X SCIENTIFIC BETA EUROPE ETF		263	263
**D	PANAGORA RISK PARITY M.A.C.FD		952	952
**D	BEST INVESTMENT CORPORATION		340.457	340.457
**D	BEST INVESTMENT CORPORATION		252.454	252.454
**D	BEST INVESTMENT CORPORATION		394.996	394.996
**D	HSBC GROUP HONG KONG LOCAL STAFF RETIREMENT BENEFIT SCHEME		2.927	2.927
**D	HSBC MANAGED STABLE GROWTH FUND		243	243
**D	HSBC MANAGED STABLE FUND		165	165
**D	HSBC MANAGED GROWTH FUND		2.779	2.779
**D	HSBC MANAGED BALANCED FUND		1.541	1.541
**D	JPMORGAN MULTI INCOME FUND		52.990	52.990
**D	ALL GL IN ASIA FD-ALLIANZ SEL EU EQY DIV		18.890	18.890
**D	JPMORGAN EUROPE STRATEGIC DIVIDEND FUND		15.052	15.052
**D	CARDIF VITA COMPAGNIA ASSIC E RIASS SPA		750.000	750.000
**D	DEKA MASTER HAER I		43.929	43.929
**D	AXA EURO DIVIDEND K		19.600	19.600
**D	ALLIANZ RFG FONDS		80.370	80.370
**D	AXA EURO DIVIDEND S		12.800	12.800
**D	UNIVERSAL-CAV		22.557	22.557
**D	BAYVK A4 FONDS		17.956	17.956
**D	ALLIANZGI FONDS ALLRA		2.610	2.610
**D	ALLIANZGI FONDS SCHLUCCO		6.000	6.000
**D	DILL COFONDS		3.500	3.500
**D	AGI FONDS LIPCO III		1.500	1.500
**D	ALLIANZGI FONDS MAF4		5.480	5.480
**D	ALLIANZGI FONDS KDCO		10.000	10.000
**D	ALLIANZGI FONDS COEN2		10.000	10.000
**D	ALLIANZGI FONDS RBB		2.391	2.391
**D	ALLIANZGI FONDS SIV		3.000	3.000
**D	ALLIANZGI FONDS AFE		26.682	26.682
**D	ALLIANZGI FONDS PTV2		21.978	21.978
**D	ALLIANZGI FONDS PF1		6.625	6.625
**D	HFZH COFONDS		5.000	5.000
**D	ALLIANZGI FONDS PF2		21.134	21.134
**D	ALLIANZGI SHL		3.500	3.500


Assemblea Ordinaria del 20 aprile 2018

LISTA ESITO DELLE VOTAZIONE
Oggetto: Nomina del Collegio Sindacale

FAVOREVOLI alla LISTA 2

Badge	Ragione Sociale	Proprio	Delega	Totale
**D	ALLIANZGI FONDS MAF1		6.000	6.000
**D	ALLIANZGI E		40.000	40.000
**D	ALLIANZGI FONDS PENSIONS		3.801	3.801
**D	BP2S FRANKFURT/AXA INVESTMENT MANAGERS GMBH ON BEHALF OF AXA EURO DIVIDEND DBVL		15.600	15.600
**D	AXA EURO DIVIDEND D		2.800	2.800
**D	AXA EURO DIVIDEND I		6.400	6.400
**D	ALLIANZGI FONDS NASPA PENSIONSFONDS		2.231	2.231
**D	AXA ASSICURAZIONI SPA		4.000	4.000
**D	BNP PARIBAS L1		315.833	315.833
**D	BNP PARIBAS A FUND		59.822	59.822
**D	BNP PARIBAS EASY		131.564	131.564
**D	BNP PARIBAS B PENSION GROWTH		52.607	52.607
**D	BNP PARIBAS B PENSION STABILITY		21.155	21.155
**D	METROPOLITAN RENTASTRO		93.337	93.337
**D	BNP PARIBAS B PENSION BALANCED		232.421	232.421
**D	JANUS HEND INSTIT EUROP INDEX OPP FUND		49.849	49.849
**D	BPTCJ DPF REVEH CITIBK RH FD SERV JERSEY		2.627	2.627
**D	ENHANCED INDEX INTERNATIONAL SHARE FUND		10.885	10.885
**D	BP2S SYDNEY/ENHANCED INDEX INTERNATIONAL SHARE FUND		34.439	34.439
**D	INSURANCE COMMISSION OF WESTERN AUSTRALI		362.575	362.575
**D	AUSTRALIAN CATHOLIC SUPERAN RETIREM FUND		4.997	4.997
**D	CLEARVIEW INFRASTRUCTURE FUND		378.841	378.841
**D	MERCER PROPERTY AND INFRASTRUCTURE		66.322	66.322
**D	AMP CAP UNHEDGED GL SHS MULTI MAN FUND		7.837	7.837
**D	AMP INT EQ IND FD HEDGED		53.543	53.543
**D	FIRST STATE INVESTMENTS GLOBAL LISTED IN		190.653	190.653
**D	IPAC SPEC INV STR INT SHARESTRATEGY NO 1		3.640	3.640
**D	WHOLESALE GLOBAL EQUITY INDEX FUND		1.438	1.438
**D	AMP GLOBAL LISTED INFRAST INDEX FUND HED		196.825	196.825
**D	UNISUPER		3.817	3.817
**D	WHOLESALE UNIT TRUST GL. INFRASTRUCTURE F		61.999	61.999
**D	AMP CAPITAL GLOBAL LISTED INFRASTR. FD		226.896	226.896
**D	BP2S SYDNEY / UNISUPER		517.638	517.638
**D	WHOLESALE UNIT TRUST MSCI GLOB INDEX SHS		4.092	4.092
**D	IPAC SPEC INVEST STR LISTED GL INFR		44.045	44.045
**D	AMP CAPITAL GLOBAL INFRASTRUCTURE SECURITIES FUND (UNHEDGED) (MANAGED FUND)		17.960	17.960
**D	AMP CAPITAL GLOBAL INFR SECUR FUND UNHED		821.459	821.459
**D	ASSICURAZIONI SPA		15.000	15.000
**D	BNP PARIBAS ACTIONS EUROLAND		56.032	56.032
**D	BNP PARIBAS ACTIONS EUROPE		2.092	2.092
**D	AXA EURO DIVERSFIE INDICIEL 1		18.082	18.082
**D	AXA EURO ACTIONS EURO		175.416	175.416
**D	AXA EURO ACTIONS EM		69.309	69.309

Pagina 9

Azionisti: 1.558
Azionisti in proprio: 1Teste: 2
Azionisti in delega: 1.5572
1.557

Assemblea Ordinaria del 20 aprile 2018

LISTA ESITO DELLE VOTAZIONI
 Oggetto: Nomina del Collegio Sindacale

FAVOREVOLI alla LISTA 2

Badge	Ragione Sociale	Proprio	Delega	Totale
**D	ROSENBERG EUROBLOC		328.400	328.400
**D	SAKKARAH 7		10.372	10.372
**D	SAINT MARTIN 2		79.966	79.966
**D	STICHT BEDRIJ MEDIA PNO		59.261	59.261
**D	IPA CORPORATE ACTIONS AND INCOME		18.658	18.658
**D	STICHTING PENSIOENFONDS AHOLD		27.357	27.357
**D	CAISSE DES DEPOTS ET CONSIGNATIONS		55.514	55.514
**D	FONDS RESERVE RETRAITES		133.816	133.816
**D	FONDS DE RESERVE POUR LES RETRAITES		44.992	44.992
**D	ERAPP ACTIONS EUROS 1		1.604.451	1.604.451
**D	CPR AM		31.246	31.246
**D	SWISS LIFE LUXEMBOURG SA		27.975	27.975
**D	PI CH - EUROPEAN EX SWISS EQUITIES TRACKER EX SL		1.040	1.040
**D	BANQUE PICTET & CIE SA		8.597	8.597
**D	PI CH-WORLD EX SWISS EQUITIES TRACKER US		35.603	35.603
**D	PICTET GLOBAL SELECTION FUND		94.598	94.598
**D	PGSF GLOBAL UTILITIES EQUITIES FUND		3.168.351	3.168.351
**D	PICTET-EUROPE INDEX		165.541	165.541
**D	MEMNON FUND		1.135.541	1.135.541
**D	GLOBAL HIGH DIVIDEND EQUITY MOTHER FUND		270.000	270.000
**D	SHINKO GLOBAL EQUITY INDEX MOTHER FUND		913	913
**D	FUJI XEROX PENSION FUND		85.241	85.241
**D	GIVI GLOBAL EQUITY FUND CLT AC		6.436	6.436
**D	MACQUARIE - GLOBAL LISTED INFR FD		42.983	42.983
**D	BROOKFIELD INVESTMENT FUNDS UCITS		173.600	173.600
**D	CHALLENGE FUNDS		42.613	42.613
**D	QUAESTIO CAPITAL FUND		4.857	4.857
**D	MAPLE BROWN ABBOTT FUNDS PLC		273.170	273.170
**D	SINGLE SELECT PLATFORM		144.392	144.392
**D	BLACKROCK INSTITUTIONAL JERSEY FUNDS		9.513	9.513
**D	BLACKROCK INSTITUTIONAL POOLED FUND PLC		54.706	54.706
**D	NFS LIMITED TRAFALGAR COURT		12.747	12.747
**D	NFS LIMITED TRAFALGAR COURT		19.246	19.246
**D	SHELL TRUST (BERMUDA) LIMITED AS TRUSTEE OF THE SHELL INTERNATIONAL PENSION FUND		5.864	5.864
**D	SHELL TRUST (BERMUDA) LTD AS TRUSTEE OF THE SHELL OVERSEAS CONTRIBUTORY PENSION FUND		15.055	15.055
**D	CONSTRUCTION AND BUILDING UNIONS SUPERAN		213.728	213.728
**D	H.E.S.T. AUSTRALIA LIMITED		17.805	17.805
**D	SAS TRUSTEE CORPORATION		565.765	565.765
**D	SAS TRUSTEE CORPORATION		3.966	3.966
**D	CITY OF PHILADELPHIA PUBLIC EMPL RET SYS		22.043	22.043
**D	NEW YORK STATE COMMON RETIREMENT FUND		93.399	93.399
**D	UBS GLOBAL ASSET MANAGEMENT LIFE LTD		258.223	258.223
**D	UBS ASSET MANAGEMENT LIFE LTD 5 BRO		3.340	3.340

Assemblea Ordinaria del 20 aprile 2018


LISTA ESITO DELLE VOTAZIONE
Oggetto: Nomina del Collegio Sindacale

FAVOREVOLI alla LISTA 2

Badge	Ragione Sociale	Proprio	Delega	Totale
**D	MAGELLAN WHOLESALE PLUS INFRASTRUCTURE F		14.164	14.164
**D	BRUNEI SHELL RETIREMENT BENEFIT FUND		1.353	1.353
**D	TCORPIM INDEXED INT SHARE (UNHEDGED) FD		4.553	4.553
**D	FIDELITY FIRST GLOBAL FUND		913	913
**D	ROCKEFELLER & CO., INC		2.009	2.009
**D	BANCO CENTRAL DE TIMOR EST		35.091	35.091
**D	GAMMA EMIRATES INVESTMENT L.L.C. EM		686	686
**D	CONNECTICUT GENERAL LIFE INSURANCE COMPA		4.869	4.869
**D	FQ ESSENTIAL BETA FUND LTD		5.000	5.000
**D	THE BARCLAYS BANK UK RETIREMENT FUND		5.556	5.556
**D	BANCO CENTRAL DE TIMOR EST		31.956	31.956
**D	UBS (US) GROUP TRUST		19.687	19.687
**D	ISHARES EDGE MSCI WORLD MINIMUM VOLATILI		402	402
**D	IBM PERSONAL PENSION PLAN TRUST		2.783	2.783
**D	ISHARES WHOLESALE SCREENED INT EQ IND F		3.933	3.933
**D	LUCRF PTY LTD FOR THE LABOUR UNION CO-OPERATIVE RETIREMENT FUND		3.154	3.154
**D	ADVANCE INTERNATIONAL SHARE INDEX FUND		15.868	15.868
**D	AUSCOAL SUPERANNUATION FUND		315.057	315.057
**D	BLACKROCK GLOBAL LISTED INFRASTRUCTURE F		3.248	3.248
**D	MTBJ DAIJO LIFE FOREIGN EQUITY MOTHER FD		1.971	1.971
**D	ISHARES WHOLESALE INTERN EQ INDEX FUND		28.403	28.403
**D	OPTIMIX WHOLESALE INTERNATIONAL PROPERTY SECURITIES TRUST		142.589	142.589
**D	BLACKROCK FISSION INDEXED INTL EQUITY FD		24.549	24.549
**D	ISHARES ALLCOUNTRY EQUITY INDEX FUND		1.980	1.980
**D	THE BOEING COMPANY EMPLOYEE RETIREMENT PLANS MASTER TRUST		268.994	268.994
**D	WSSP INTERNATIONAL EQUITIES TRUST		8.976	8.976
**D	BOMBARDIER TRUST U.S. MASTER TRUST		29.902	29.902
**D	JPM FUND ICVC-JPM MULTI-ASSET INCOME F.		9.171	9.171
**D	AVIVA LIFE & PENSIONS UK LIMITED		101.462	101.462
**D	UBS ASSET MANAGEMENT LIFE LTD		20.109	20.109
**D	UBS MSCI WORLD MINIMUM VOLATILITY INDEX		95.221	95.221
**D	UBS FTSE RAFI DEVELOPED 1000 INDEX FUND		8.580	8.580
**D	RETIREMENT INCOME PLAN OF SAUDI ARABIAN OIL COMPANY		1.827	1.827
**D	NVIT INTERNATIONAL INDEX FUND		60.521	60.521
**D	FUNDACAO CALOUSTE GULBENKIAN		10.978	10.978
**D	JNL/BROOKFIELD GLOBAL INFRASTRUCTURE FUND		1.484.700	1.484.700
**D	ISHARES MORNINGSTAR DEVELOPED MARKETS		12.798	12.798
**D	AXA INVESTORS TRUST - AXA INTERNATIONAL CORE MANAGED VOLATILITY PORTFOLIO		25.818	25.818
**D	ROWE PRICE INTERNATIONAL EQUITY INDEX		19.588	19.588
**D	SBC MASTER PENSION TRUST SBC MASTER PENSION TRUST 208		11.160	11.160
**D	JNL/MEDION CAPITAL INTNAL INDEX FUND		59.961	59.961
**D	ISHARES INTERNATIONAL QUALITY DIVIDEND DEFENSIVE INDEX FUND		8.680	8.680
**D	AXA INVESTORS TR AXA TEMPLE GLOB EQ M VO P		5.111	5.111

Pagina 11

Azionisti in proprio.

1.558 Teste:
1 Azionisti in delega:2
1.557

Assemblea Ordinaria del 20 aprile 2018

LISTA ESITO DELLE VOTAZIONE
Oggetto: Nomina del Collegio Sindacale

FAVOREVOLI alla LISTA 2

Badge	Ragione Sociale	Proprio	Delega	Totale
**D	EQ ADVISORS TRUST-AXA GLOBAL EQ MANAGED		20.108	20.108
**D	FLEXSHARES INTERNATIONAL QUALITY DIVIDEND INDEX FUND		73.211	73.211
**D	EQ ADVISORS TRUST - ATM INTL. PORTFOLIO		32.361	32.361
**D	EQ ADVISORS TRUST-AXA INTL.MANAGED VOLAT		59.580	59.580
**D	JNL/BLACKROCK GLOBAL ALLOCATION FUND		238	238
**D	ABU DHABI RETIREMENT PENSIONS AND BENEFIT		35.938	35.938
**D	MINISTRY OF STRATEGY AND FINANCE		160.837	160.837
**D	SBC MASTER PENSION TRUST		21.898	21.898
**D	JNL-S&P INTERNATIONAL 5 FUND		12.952	12.952
**D	FLEXSHARES STOXX GLOBAL BROAD INFRASTRUC		247.285	247.285
**D	FLEXSHARES STOXX GLOBAL ESG IMPACT INDEX		490	490
**D	GOLDMAN SACHS TRUST - GOLDMAN SACHS INTE		8.283	8.283
**D	GOLDMAN SACHS TRUST- GOLDMAN SACHS INTER		40.489	40.489
**D	PETERCAM B FUND		78.889	78.889
**D	PUBLIC EMPLOYEES RETIREMENT SYSTEM OF OHIO		62.171	62.171
**D	THE MASTER TRUST BANK OF JAPAN LTD		601.899	601.899
**D	THE MASTER TRUST BANK OF JAPAN, LTD AS TRUSTEE FOR MUTB400045796		593.233	593.233
**D	STICHTING SHELL PENSIOENFONDS		51.426	51.426
**D	SHELL PENSIONS TRUST LIMITED AS TRUSTEE OF SHELL CONTRIBUTORY PENSION FUND		31.404	31.404
**D	STICHTING PENSIOENFONDS MEDISCH SPECIALI		350.099	350.099
**D	THE MASTER TRUST BANK OF JAPAN, LTD. AS TRUSTEE FOR MUTB400045792		217.470	217.470
**D	ALLIANZGI-FONDS DSPT		19.586	19.586
**D	FIDELITY EUROPEAN VALUES PLC		552.952	552.952
**D	KAPITALFORENINGEN PENSAM INVEST PSI 30 EUROPÆISKE AKTIER		28.863	28.863
**D	KAPITALFORENINGEN PENSAM INVEST PSI 31 EUROPÆISKE AKTIER		29.157	29.157
**D	FIDELITY INVESTMENT FUNDS III FIDELITY DIVERSIFIED GROWTH FUND		10.090	10.090
**D	NATIONWIDE INTERNATIONAL INDEX FUND		47.467	47.467
**D	JPMORGAN EUROPEAN INVESTMENT TRUST PLC		37.524	37.524
**D	STICHTING DEPOSITARY APG DEVELOPED MARKETS EQUITY MINIMUM VOLATILITY POOL		136.352	136.352
**D	NEW MEXICO STATE INVESTMENT COUNCIL		22.013	22.013
**D	EQ ADVISORS TRUST - AXA SMARTBETA EQUITY		500	500
**D	VANTAGETRUST III MASTER COLLECTIVE INVES		24.580	24.580
**D	STICHTING PENSIOENFONDS VOOR HUISARTSEN		27.356	27.356
**D	THE MASTER TRUST BANK OF JAPAN		33.375	33.375
**D	BUREAU OF LABOR FUNDS - LABOR RETIREMENT FUND		5.091	5.091
**D	BUREAU OF LABOR FUNDS- LABOR PENSION FUND		10.596	10.596
**D	BUREAU OF LABOR FUNDS- LABOR PENSION FUND		21.606	21.606
**D	BUREAU OF LABOR FUNDS - LABOR RETIREMENT FUND		6.456	6.456
**D	BUREAU OF LABOR FUNDS - LABOR RETIREMENT FUND		5.140	5.140
**D	BUREAU OF LABOR FUNDS-LABOR INSURANCE FUND		197.762	197.762
**D	BUREAU OF LABOR FUNDS- LABOR PENSION FUND		1.079.082	1.079.082
**D	BUREAU OF LABOR FUNDS - LABOR RETIREMENT FUND		566.549	566.549
**D	STATE OF WYOMING		25.544	25.544

Assemblea Ordinaria del 20 aprile 2018

LISTA ESITO DELLE VOTAZIONE

Oggetto: Nomina del Collegio Sindacale

FAVOREVOLI alla LISTA 2

Badge	Ragione Sociale	Proprio	Delega	Totale
**D	FIDELITY INVESTMENT FUNDS - FIDELITY Y GLOBAL DIVIDEND FUND		399.227	399.227
**D	FIDELITY INVESTMENT FUNDS - FIDELITY MONEYBUILDER WORLD INDEX FUND		10.800	10.800
**D	FIDELITY INSTITUTIONAL PAN EUROPEAN FUND		60.569	60.569
**D	FIDELITY INVESTMENT FUNDS - EUROPEAN FUN		1.188.198	1.188.198
**D	AXA ROSENBERG EUROPEAN FUND		12.800	12.800
**D	FIDELITY INVESTMENT FUNDS - FIDELITY INDEX EUROPE		131.869	131.869
**D	FIDELITY INVESTMENT FUNDS - FIDELITY INDEX EUROPE		24.753	24.753
**D	SIJOITUSRAHASTO ALFRED BERG EUROPE		51.134	51.134
**D	THE MASTER TRUST BANK OF JAPAN LTD		2.568	2.568
**D	AQR FUNDS - AQR EMERGING MOMENTUM		3.173	3.173
**D	AQR INTERNATIONAL MOMENTUM FUND		12.192	12.192
**D	BLACKROCK MULTI-ASSET INC.PORTF.OF BLACK		621.172	621.172
**D	BLACKROCK TACTICAL OPP FD OF BLACK FDS		25.689	25.689
**D	THE MASTER TRUST BANK OF JAPAN		31.012	31.012
**D	BLACKROCK INSTITUTIONAL TRUST COMPANY N.A. INVESTMENT FUNDS FOR EMPLOYEE BENEFIT TRUSTS		706.474	706.474
**D	IMPACT GLOBAL ALPHA TILTS NON-LENDABLE F		869	869
**D	TRUST AND CUSTODY SERVICES BANK LIMITED		34.969	34.969
**D	JPMORGAN INCOME BUILDER FUND		144.725	144.725
**D	COLUMBIA GLOBAL INFRASTRUCTURE FUND		156.891	156.891
**D	PROSHARES DJ BROOKFIELD GLOB.INFRASTR.ET		17.040	17.040
**D	OPPENHEIMER MACQUARIE GLOBAL INFRASTRUCR		22.925	22.925
**D	OSHARES FTSE EUROPE QUALITY DIVIDEND ETF		5.617	5.617
**D	1290 FUNDS - 1290 SMARTBETA EQUITY FUND		500	500
**D	JPMORGAN DIVERS RETURN EU EQUIT ETF		4.666	4.666
**D	MULTI-MAN DIRECT ALTERNATIVE STRATE FUND		3.887	3.887
**D	MMA PRAXIS INTERNATIONAL INDEX FUND		13.863	13.863
**D	COMMINGLED PENSION TRUST FUND (INTREPID INTERNATIONAL) OF JPMORGAN CHASE BANK		102.503	102.503
**D	KAYNE GLOBAL INFRASTRUCTURE FUND LP		8.600	8.600
**D	T ROWE PRICE INTL CORE EQUITY TRUST		513	513
**D	UNITED STATES STEEL CORPORATION REPRESENTEN		536	536
**D	RBC INTERNATIONAL EQUITY INDEX ETF		10.295	10.295
**D	RBC QUBE LOW VOLATILITY GLOBAL EQUITY FU		24.520	24.520
**D	SUN LIFE SENTRY INFRASTRUCTURE FUND		283.465	283.465
**D	AURION INTERNATIONAL DAILY EQUITY FD		1.643	1.643
**D	LABORERS PENSION FUND OF WESTERN CANADA		24.800	24.800
**D	ASSOCIATION BIENF RETR POL VILLE MONTREA		11.600	11.600
**D	THE LIFE Sobeys GLOBAL EQUITY FUND UT		65.100	65.100
**D	MANGLIFE GLOBAL INFRASTRUCTURE FUND		128.900	128.900
**D	MANGLIFE INVESTMENT EXCHANGE FUND CORP		43.100	43.100
**D	MANGLIFE SENTINEL INCOME (33) FUND UT		20.800	20.800
**D	MANGLIFE ABBOT GLOBAL LISTED INFR FD		679.902	679.902
**D	MANGLIFE LIFE INSURANCE COMPANY		12.900	12.900
**D	THE GREAT WEST LIFE ASSURANCE COMPAN		4.600	4.600

Azionisti: 1.558 Teste: 2
 Azionisti in proprio: 1 Azionisti in delega: 1.557



Assemblea Ordinaria del 20 aprile 2018

LISTA ESITO DELLE VOTAZIONE
 Oggetto: Nomina del Collegio Sindacale

FAVOREVOLI alla LISTA 2

Badge	Ragione Sociale	Proprio	Delega	Totale
**D	REGIME DE RETRAITE D HYDRO QUEBEC		90.900	90.900
**D	4D GLOBAL INFRASTRUCTURE FUND		23.045	23.045
**D	GENUS FOSSIL FREE DIVIDEND EQUITY FUND		25.000	25.000
**D	GENUS DIVIDEND EQUITY FUND		59.700	59.700
**D	GENUS FOSSIL FREE CANGLOBE EQUITY FUND		17.900	17.900
**D	BROOKFIELD GLOBAL LISTED INFRASTRUCTURE		186.300	186.300
**D	BROOKFIELD GLOBAL INFRASTRUCTURE SECURIT		123.100	123.100
**D	BOMBARDIER TRUST (CANADA) REAL RETURN AS		250.513	250.513
**D	THE BOMBARDIER TRUST (UK)		274.480	274.480
**D	SVS TPI INCOME BUILDER 1		83.935	83.935
**D	FTSE ALL WORLD INDEX FUND		32.579	32.579
**D	CENTRAL FINANCE BOARD METHODIST CHURCH		3.430	3.430
**D	FLF STRATEGIC GLOBAL EQUITY FUND		50.022	50.022
**D	REASSURE LIMITED		166.704	166.704
**D	FLF GLOBAL EQUITY FUND		92.261	92.261
**D	FRIENDS LIFE AND PENSIONS LIMITED		73.977	73.977
**D	FRIENDS LIFE FUNDS LIMITED		82.072	82.072
**D	FIRST STATE GLOBAL UMBRELLA FUND PLC-FIR		5.277	5.277
**D	FIRST STATE GLOBAL OPPORTUNITIES FUND		544.122	544.122
**D	HSBC EUROPEAN INDEX FUND		131.537	131.537
**D	SOUTH YORKSHIRE PENSIONS AUTHORITY		43.718	43.718
**D	WEST YORKSHIRE PENSION FUND		32.706	32.706
**D	FRIENDS LIFE AND PENSIONS LIMITED		4.735	4.735
**D	TALOS CAPITAL DESIGNATED ACTIVITY COMPAN		11.205.167	11.205.167
**D	HSBC ETFS PLC		11.415	11.415
**D	HSBC GLOBAL INVESTMENT FUNDS		2.314	2.314
**D	HSBC BANK PLC A/C NATIONAL GRID UK PENSION SCHEME		32.318	32.318
**D	HSBC ETFS PLC 25/28 NORTH WALL QUAY		4.846	4.846
**D	MERRILL LYNCH PROFESSIONAL CLEARING CORP		2.300	2.300
**D	SWISS NATIONAL BANK		3.017.620	3.017.620
**D	NMM5-GIEP BRI ACCOUNT		44.190	44.190
**D	NMM5-WIEQ-NVN ACCOUNT		15.591	15.591
**D	NMM5 GIEP NVN ACCOUNT		76.013	76.013
**D	LOMBARD ODIER FUNDS (SWITZERLAND) SA I3D		52.752	52.752
**D	TRUST E CUSTODY SERVICES BANK LTD		66.620	66.620
**D	TRUST & CUSTODY SERVICES BANK LTD AS TRUSTEE FOR PENSION INVESTMENT FUND TRUST NUMBER 21		9.201	9.201
**D	NIKKO AM WORLD FDS-AM INTECH GLOBAL CORE FUND		178	178
**D	NIKKO AM INVESTMENT TRUST (LUXEMBOURG) - NIKKO AM INTECH KOKUSAI FUND		27	27
**D	GLOBAL INFRASTR DIV FOCUS EQUITY FUND		811.079	811.079
**D	VANGUARD EUROPEAN STOCK INDEX FUND		1.275.301	1.275.301
**D	VANGUARD DEVELOPED MARKETS INDEX FUND		2.920.889	2.920.889
**D	VANGUARD TOTAL WORLD STOCK INDEX FUND		168.093	168.093
**D	VANGUARD FTSE ALL-WORLD EX US INDEX FUND		903.943	903.943

Assemblea Ordinaria del 20 aprile 2018


LISTA ESITO DELLE VOTAZIONE
Oggetto: Nomina del Collegio Sindacale

FAVOREVOLI alla LISTA 2

Badge	Ragione Sociale	Proprio	Delega	Totale
**D	VANGUARD FUNDS PLC		258.291	258.291
**D	VANGUARD INVESTMENT SERIES PLC		615.157	615.157
**D	ANIMA SGR SPA		603.365	603.365
**D	ANIMA SGR SPA ANIMA CRESCITA ITALIA		53.843	53.843
**D	ABERDEEN GLOBAL		24.099	24.099
**D	ABERDEEN DIVERSIFIED INCOME FUND		4.954	4.954
**D	ABARDEEN MONCEAU		3.366	3.366
**D	FONDS RESERVE RETRAITES		21.819	21.819
**D	FCP ERAFF ACT EUR 7 OFI		63.586	63.586
**D	FCP TRANSAT PATRIMOINE 2		85.000	85.000
**D	FCPE SERENIS ADAGIO		1.700	1.700
**D	FCPE LES TROIS FONTAINES		2.200	2.200
**D	POINCARÉ II		2.500	2.500
**D	FCP JPA		3.000	3.000
**D	SICAV METISS		4.000	4.000
**D	ROBECO CAPITAL GROWTH FUNDS		1.746	1.746
**D	UNIVERSE THE CMI GLOBAL NETWORK FUND		59.455	59.455
**D	VANGUARD GLOBAL INFRASTRUCT. INDEX FUND		65.765	65.765
**D	ANZ WHOLESALE INTERN.SHARE NO. 1 FUND		1.760	1.760
**D	VANGUARD INTERNATIONAL SHARE INDEX FUND		149.483	149.483
**D	ONEPATH GLOB SHARES LARGE CAP UNHED IN P		56.136	56.136
**D	ONEPATH LOW VOLATILITY GLOBAL EQ IN POOL		27.151	27.151
**D	MTBJ DAIDO LIFE FOREIGN EQUITY MOTHER FD		535.369	535.369
**D	AXA EQUITABLE LIFE INSURANCE CO		4.370	4.370
**D	EQ ADVISORS TRUST - ATM INTL. PORTFOLIO		13.471	13.471
**D	VANGUARD TOTAL INTERNATIONAL STOCK INDEX		7.180.469	7.180.469
**D	PRUDENTIAL LEGACY INSURANCE COMPANY OF N		10.456	10.456
**D	VANGUARD FID COMPANY EUROPEAN STOCK INDE		26.477	26.477
**D	NEW MEXICO STATE INVESTMENT COUNCIL		15.594	15.594
**D	EQ ADVISORS TRUST-AXA/AB DYNAMIC GROWTH		21.035	21.035
**D	NBIMC EAFE EQUITY INDEX FUND - CLASS N		10.956	10.956
**D	NBIMC PUBLIC INFRASTRUCTURE (2017)		68.319	68.319
**D	RBC ISB - MMA VIE SA		702.873	702.873
**D	FCP LBPAM IRC ACTIONS EURO MIN VAR		10.141	10.141
**D	FORSTA AP - FONDEN		1.208.670	1.208.670
**D	GLOBAL INFRASTRUCTURE FUND		10.465	10.465
**D	GLOBAL CAPITAL B EQUITIES EUROPE INDEX		35.561	35.561
**D	GLOBAL BENT EQUITIES EMU		19.000	19.000
**D	GLOBAL EQU EMU INDEX		111.496	111.496
**D	GLOBAL REVENUS FCP 4D		184.000	184.000
**D	GENERAL INVESTMENTS SICAV		68.240	68.240
**D	GENERAL SMART FUNDS SICAV		23.348	23.348
**D	GESTIELLE OBIETTIVO ITALIA DI ALETTI GESTIELLE S.G.R.		60.000	60.000

Pagina 15

Azionisti: 1.558 Teste: 2
 Azionisti in proprio: 1 Azionisti in delega: 1.557



Assemblea Ordinaria del 20 aprile 2018

LISTA ESITO DELLE VOTAZIONE
Oggetto: Nomina del Collegio Sindacale

FAVOREVOLI alla LISTA 2

Badge	Ragione Sociale	Proprio	Delega	Totale
**D	GESTIELLE CEDOLA ITALY OPPORTUNITY DI ALETTI GESTIELLE SGR	25.000	25.000	25.000
**D	FONDO GESTIELLE PRO ITALIA DI ALETTI GESTIELLE SGR SPA	25.000	25.000	25.000
**D	OLD WESTBURY LARGE CAP STRATEGIES FUND ATTN JUDSON K LA LONDE	46.939	46.939	46.939
**D	BBVABCO DEPOSITARIOINVEST FUNDS	11.280	11.280	11.280
**D	STATE OF WISCONSIN INVESTMENT BOARD	347.290	347.290	347.290
**D	ADVANTAGE FUNDS INC DREYFUS GLOBAL MULTI ASSET INCOME FUND	23.791	23.791	23.791
**D	THE GOVERNMENT EMPLOYEES PENSION FUND GEFF	16.876	16.876	16.876
**D	SUBSIDIZED SCHOOLS P FUND NORTHERN	12.883	12.883	12.883
**D	THE HARTFORD RETIREMENT PLAN TRUST FOR US EMPLOYEES	10.430	10.430	10.430
**D	KAPITALFORENINGEN EMD INVEST GLOBALE AKTIER II	8.328	8.328	8.328
**D	KAPITALFORENINGEN EMD INVEST GLOBALE AKTIER III	2.288	2.288	2.288
**D	56053 IP GLOBAL EQUITIES I	27.891	27.891	27.891
**D	AST QMA INTL CORE EQUITY PORT PDMP	67.317	67.317	67.317
**D	DELTA LLOYD EQUITY SUSTAINABLE GLOBAL FUND	13.847	13.847	13.847
**D	DELTA LLOYD EQUITY SUSTAINABLE GLOBAL FUND DPF	9.026	9.026	9.026
**D	DELTA LLOYD EQUITY SUSTAINABLE GLOBAL FUND A	25.561	25.561	25.561
**D	NATIONAL BANK TRUST	508.346	508.346	508.346
**D	CF MITON GLOBAL INFRASTRUCTURE INCOME FUND	18.200	18.200	18.200
**D	SP LLP UK CHARITIES CLIENTS AC	8.230	8.230	8.230
**D	DEP QF SSGA NONUS EQUITY R1	1.450	1.450	1.450
**D	DEP QF SSGA NONUS EQUITY R2	4.325	4.325	4.325
**D	DEP QF SSGA NONUS EQUITY B1	1.964	1.964	1.964
**D	DEP QF SSGA NONUS EQUITY B2	2.010	2.010	2.010
**D	GENERAL MILLS GROUP TRUST	27.783	27.783	27.783
**D	GNPF COL EAFE GINNA Q	2.000	2.000	2.000
**D	PB SSGA INTL EQ TAX	2.147	2.147	2.147
**D	POWERSHARES PUREBETA FTSE DEVELOPED EX NORTHAMERICA PORTFOLIO	84	84	84
**D	USMIA GLOBAL EQUITY	1.607	1.607	1.607
**D	BNYMTD DEP OF PG GENERATIONS FUND	48.900	48.900	48.900
**D	BRAF QUANT GLOB VAL EQTY	327	327	327
**D	DRMA LTD	18.349	18.349	18.349
**D	WF MFS LTD EAFE GLOBAL	20.043	20.043	20.043
**D	VIRTUS DUFF AND PHELPS GLOBAL INFRASTRUCTURE FUND	167.836	167.836	167.836
**D	C9W CITW FD PARAMETRIC	849	849	849
**D	GLOBAL ATLANTIC BLACKROCK DISCIPLINED INTERNATIONAL CORE PORTFOLIO	10.560	10.560	10.560
**D	PAYF EQUITY INCOME FUND PAYDEN EQUITY INCOME FUND	309.600	309.600	309.600
**D	VERSUS CAPITAL REAL ASSETS FUND LLC	107.200	107.200	107.200
**D	FIDELITY SALEM STREET TRUST FIDELITY SAI INTERNATIONAL INDEX FUND	242.588	242.588	242.588
**D	COLUMBIA SUSTAINABLE INTL EQ ETF	7.559	7.559	7.559
**D	COLUMBIA SUSTAINABLE GLOBAL EQ ETF	1.412	1.412	1.412
**D	UNION BANK	1.936	1.936	1.936
**D	DEUTSCHE XTRK MSCI EAFE HDY HDG ETF	1.187	1.187	1.187
**D	EII REAL ESTATE SECURITIES ADVISORS LTD EII PROPERTY FUNDS	3.086	3.086	3.086

Pagina 16


Azionisti: 1.558 Teste: 2
 Azionisti in proprio: 1 Azionisti in delega: 1.557

Assemblea Ordinaria del 20 aprile 2018

LISTA ESITO DELLE VOTAZIONE
Oggetto: Nomina del Collegio Sindacale

FAVOREVOLI alla LISTA 2

Badge	Ragione Sociale	Proprio	Delega	Totale
**D	US BANK TAX EXEMPT OMNI REP NONRECC		813	813
**D	USBK BROOKFIELD REAL ASSETS SEC FD	20.600		20.600
**D	USBK REGIONAL TRANSPORTATION DSPP		738	738
**D	USBK BBIEF BLACKROCK INVT MGMT LLC		5.566	5.566
**D	BNYMTD BFM BLK SYSTEM CONT EUR FUND		424	424
**D	1217 APG DME INDUSTR		177.486	177.486
**D	1253 APG DME CORE EU		333.075	333.075
**D	SSGA GLOBAL TEMC STRAT POOL		7.753	7.753
**D	PANAGORA RISK PARITY MULTI ASSET MASTER FUND LTD		14.274	14.274
**D	UPMC BMO FCP		2.478	2.478
**D	OPPENHEIMER GLOBAL ESG REVENUE ETF		278	278
**D	BROOKFIELD REAL ASSETS INCOME FUND INC	49.100		49.100
**D	PHILADELPHIA GAS WORKS PENSION PLAN		746	746
**D	PSG DIVERSIFIED INFRASTRUCTURE LLC		5.200	5.200
**D	FIRST STATE INVESTMENTS ICVC FIRST STATE GLOBAL LISTED INFRASTRUCTURE FUND	3.861.056		3.861.056
**D	OPPENHEIMER INTERNATIONAL REVENUE ETF		338	338
**D	CADENCE GLOBAL EQUITY FUND LP		601	601
**D	THE UNIVERSITY COURT OF THE UNIVERSITY OF GLASGOW		2.087	2.087
**D	RELIANCE TRUST INSTITUTIONAL RETIREMENT TRUST		17.200	17.200
**D	AUTO CLUB GROUP		24.807	24.807
**D	BRIDGE BUILDER INTERNATIONAL EQUITY FUND		5.559	5.559
**D	IVY PROSHARES MSCI ACWI INDEX FUND		964	964
**D	ADVANCED SERIES TRUST AST ACADEMIC STRATEGIES ASSET ALLOCATION PORTFOLIO	14.495		14.495
**D	MACQUARIE GLOBAL INFRASTRUCTURE TOTAL RETURN FUND INC	418.109		418.109
**D	AZL NFJ INTERNATIONAL VALUE FUND		1.830	1.830
**D	NKB SII EUROPE GROWTH		8.000	8.000
**D	NKB SII EUROPE VALUE		8.200	8.200
**D	NKB SII GLOBAL AKTIER MIN RISIKO		75.300	75.300
**D	RPTCL GRPF RUSSELL MOMENTUM	65.261		65.261
**D	DEUTSCHE XTRKS MSCI ALL WORLD HDG		2.862	2.862
**D	EMPLOYEES RETIREMENT SYSTEM OF THE CITY OF BALTIMORE		5.414	5.414
**D	BOK MCM DM PEQ		1	1
**D	AOHIT HAI RHUMBLINE EAFE THE ARCHDIOCESE OF HARTFORD INVESTMENT TRUST		702	702
**D	HRCR RPMT HAP RHUMBLINE EAFE		530	530
**D	EMPLOYEES RETIREMENT TRUST OF BANK OF MONTREAL HARRIS		6.259	6.259
**D	EMPLOYEES RETIREMENT SYSTEM OF MISSISSIPPI	63.569		63.569
**D	BT EQ WT PORT		4.869	4.869
**D	SUPREME INTECH		367	367
**D	MONDIALE GLOBALE AKTIER I	249.933		249.933
**D	POSTABILE AKTIER	109.100		109.100
**D	INVEST TAKTISK ALLOKERING		5.637	5.637
**D	INVESTFORENINGEN MULTI MANGER INVEST EUROPA	59.052		59.052
**D	INV MM INVEST EUROPA AKK	103.194		103.194



Azionisti: 1.558 Teste: 2
Azionisti in proprio: 1 Azionisti in delega: 1.557

Assemblea Ordinaria del 20 aprile 2018

LISTA ESITO DELLE VOTAZIONE
Oggetto: Nomina del Collegio Sindacale

FAVOREVOLI alla LISTA 2

Badge	Ragione Sociale	Proprio	Delega	Totale
**D	WILMINGTON MULTIMANAGER INTERNATIONAL FUND		5.401	5.401
**D	AST PRU GRWTH ALL PTF QMA EAFE Pdff		273.533	273.533
**D	PS FTSE RAFI EU UCITS ETF BNYMTCIL		492	492
**D	POWERSHARES GLOBAL FUNDS IRELAND PLC		388	388
**D	PS FTSE RAFI DEVEL MAR EX US PORT		29.700	29.700
**D	BNYMTCIL GLG EUROPEAN EQ ALTER TRAD		90	90
**D	PRUDENTIAL INVESTMENT PORTFOLIOS INC PRUDENTIAL BALANCED FUND		882	882
**D	PSF CONSERVATIVE BAL PORTF QMA		8.633	8.633
**D	PSF FLEXIBLE MANAGED PORTF QMA		5.622	5.622
**D	AST JENNISON GLOBAL INFRASTR PDMN		10.891	10.891
**D	PRU JEN GL INFRASTRUCTURE FUND PDLF		53.269	53.269
**D	AST MORGAN STANLEY MULTI ASSET PDMS		1.425	1.425
**D	AST BLKRK GLOBAL STRAT ET TE PDDG		25.744	25.744
**D	GREAT WEST INTERNATIONAL INDEX FUND		28.188	28.188
**D	BNYMTCIL PS ST HIDVLWVI UCITS ETF		12.126	12.126
**D	PFI INTL EQUITY INDEX FUND		32.157	32.157
**D	BNYMTCIL LAZARD GBL EQTY FRNCHS FND		261.808	261.808
**D	BNYMTCIL LAZARD GBL LI EQUITY FD		5.101.697	5.101.697
**D	BNYTD CF MACQUARIE GBL INFRS SRS FD		35.242	35.242
**D	PFI OVERSEAS FD PMC		18.794	18.794
**D	BNYTD CF CANLIFE GBL INFRA FD		58.727	58.727
**D	CTJ RE STANLIB GLOBAL EQUITY FD AB		2.700	2.700
**D	PFI GLB DIV INC FD COLONIA FIRST ST		1.285.444	1.285.444
**D	IQ 50 PERCENT HEDGED FTSE INTL ETF		22.366	22.366
**D	IQ 50 PERCENT HEDGED FTSE EURO ETF		9.073	9.073
**D	GS ACTIVE BETA INTL EQUITY ETF		16.544	16.544
**D	GS ACTIVEBETA EUROPE ETF		2.030	2.030
**D	AXA MPS FINANCIAL DAC		43.000	43.000
**D	BLACKROCK GLOBAL FUNDS		3.207.861	3.207.861
**D	DEUTSCHE XTRK MSCI EMU HDG EQ ETF		3.445	3.445
**D	VOYA INTERNATIONAL INDEX PORTFOLIO		47.654	47.654
**D	THE AMERICAN UNIVERSITY IN CAIRO		2.041	2.041
**D	ERYF ATIVO CAPITAL		1.700	1.700
**D	CC COL EAFE Q UN 2		2.200	2.200
**D	CC COL EAFE Q UN 1		1.800	1.800
**D	NMPF COL EAFE NMP Q		4.500	4.500
**D	DAEC NQ SSGA TAX		599	599
**D	DAEC Q SSGA INTL TC		779	779
**D	PS6F STATE STREET INTL EQ		23.512	23.512
**D	PS6F GOTHAM 400 INTL		1.956	1.956
**D	SR5F PARAMETRIC DELTA SHIFT		1.232	1.232
**D	SEMPRA ENERGY PENSION MASTER TRUST		10.410	10.410
**D	TEACHERS RETIREMENT SYSTEM OF LOUISIANA		6.750	6.750

Azionisti: 1.558 Teste: 2
 Azionisti in proprio: 1 Azionisti in delega: 1.557

Assemblea Ordinaria del 20 aprile 2018

LISTA ESITO DELLE VOTAZIONE
Oggetto: Nomina del Collegio Sindacale

FAVOREVOLI alla LISTA 2

Badge	Ragione Sociale	Proprio	Delega	Totale
**D	BLL AQUILA LIFE EUROPEAN EQUITY		599.267	599.267
**D	AST ACADEM STRAT AAJENNISON PD07		272.104	272.104
**D	BLL ASCENT LIFE EUROPEAN		68.243	68.243
**D	BLL AQUILA LIFE GLOBAL MINIMUM		157.543	157.543
**D	BLL AQUILA LIFE MSCI WORLD FUND		86.368	86.368
**D	BLL AQUILA LIFE FTSE RAFI DEVELOPED		38.473	38.473
**D	APL RB EQ DEV MIRA		1.110	1.110
**D	PFI DIV REAL ASSET FUND MACQUARIE		305.852	305.852
**D	DEUTSCHE XTRKS MSCI EURO CCYHDG		73.703	73.703
**D	ARC RB EQ DEV KAITOS		505	505
**D	MI FONDS K12 SPK		25.801	25.801
**D	SBSA GEFF BLACKROCK EQUITY		56.158	56.158
**D	KC1F COLONIAL 1ST ST GLI		119.663	119.663
**D	DEUTSCHE XTRKS MSCI EAFE CCYHDG		175.093	175.093
**D	DVHF DIV RSK HI DIV GL EQ		844	844
**D	PGTF DR NON US EQUITY GT		7.268	7.268
**D	ASV RB EQ DEV MENKAR		1.241	1.241
**D	ABN AMRO PF UBS RAFI 1000		27.080	27.080
**D	ABN AMRO PF UBS MINVAR		304.093	304.093
**D	ABN AMRO PF IPM RAFI 1000		25.404	25.404
**D	ABN AMRO PF BR MINVAR		311.260	311.260
**D	DBX FTSE DEV EX US COMP FACTOR		757	757
**D	RAILWAYS PENSION TRUSTEE COMPANY LIMITED		105.231	105.231
**D	SPARTAN INTL INDEX		674.059	674.059
**D	BELLSOUTH CORP RFA VEBE TRUST		11.763	11.763
**D	CITIGROUP PENSION PLAN		98.825	98.825
**D	CP2F LAZARD INFRASTRUCTURE		66.014	66.014
**D	ECBSEG		18.061	18.061
**D	DREYFUS GLOBAL EQUITY INCOME FUND		136.870	136.870
**D	DREYFUS INTERNATIONAL STOCK INDEX FUND		18.448	18.448
**D	FIRE AND POLICE PENSION ASSOCIATION OF COLORADO		8.699	8.699
**D	FPCF SSGA EDHEC		2.991	2.991
**D	FXPF LAZARD INFRASTRUCTUR		400.863	400.863
**D	MNVF SSGA INTL EQUITY		2.252	2.252
**D	SHELL PENSION TRUST		14.928	14.928
**D	SHELL PENSION TRUST		4.914	4.914
**D	WE FUND CO CASH PLN EVERGN INV 1		42.597	42.597
**D	WE FUND CO CASH PLN EVERGN INV 1		26.186	26.186
**D	WE FUND CO CASH PLN EVERGN INV 1		698.881	698.881
**D	WE FUND CO CASH PLN EVERGN INV 1		9.200	9.200
**D	WE FUND CO CASH PLN EVERGN INV 1		16.110	16.110
**D	WE FUND CO CASH PLN EVERGN INV 1		341.484	341.484
**D	WE FUND CO CASH PLN EVERGN INV 1		134.084	134.084



Assemblea Ordinaria del 20 aprile 2018

LISTA ESITO DELLE VOTAZIONE
Oggetto: Nomina del Collegio Sindacale

FAVOREVOLI alla LISTA 2

Badge	Ragione Sociale	Proprio	Delega	Totale
**D	RHODE ISLAND EMPLOYEES RETIREMENT SYSTEMS POOLED TRUST		26.201	26.201
**D	UFJF MCM MSCI WORLD FD		6.149	6.149
**D	DIOCESE OF VENICE PENSION PLAN AND TRUST		1.541	1.541
**D	MCIC VERMONT A RECIPROCAL RISK RETENTION GROUP		6.554	6.554
**D	PITTSBURGH THEOLOGICAL SEMINARY OF THE PRESBYTERIAN CHURCH		1.553	1.553
**D	PUBLIC EMPLOYEE RETIREMENT SYSTEM OF IDAHO		22.600	22.600
**D	CE8F LEIA ATIVO IE		6.800	6.800
**D	NSNF PARA EAFE MONTI		2.674	2.674
**D	NSNF PARA EAFE PI 1		2.206	2.206
**D	NSNF PARA EAFE PI 2		1.278	1.278
**D	VANGUARD INTL HIGH DIV YLD INDEX FD		55.065	55.065
**D	PDBF NUVEEN		135.357	135.357
**D	PG AND E CORPORATION RETIREMENT MASTER TRUST		234.383	234.383
**D	PGEF PG E QUALIFIED PANAGORA EAFE		11.077	11.077
**D	PGQF FIRST STATE		26.458	26.458
**D	CZ AANDELEN SSGA		4.546	4.546
**D	CENTRAL STATES SOUTHEAST AND SOUTHWEST AREAS PENSION FUND		190.965	190.965
**D	NBK SSGA EQ 2		15.089	15.089
**D	NBK UBS EQ		6.177	6.177
**D	AZL INTERNATIONAL INDEX FUND		58.354	58.354
**D	AZL BLACKROCK GLOBAL ALLOCATION FUND		24	24
**D	BGF EURO MKTS FD EURO EQUITY PF		2.533.097	2.533.097
**D	BGF EUROPEAN VALUE FD		2.054.799	2.054.799
**D	BGF EUROPEAN SPECIAL SITUATIONS FUND		835.444	835.444
**D	BGF EUROPEAN FOCUS FD EURO EQ FD		847.292	847.292
**D	BGF EUROPEAN FUND		1.127.128	1.127.128
**D	BGF CONT EURO FLEXIBLE FD EURO EQFD		3.041.919	3.041.919
**D	DEUTSCHE XTRK MSCI STH EUR HDG ETF		238	238
**D	BNYMTCIL FT GBL ALPHADEX UCITS ETF		734	734
**D	UNITED CHURCH FUNDS QMA BFF		655	655
**D	COUNTY EMPLOYEES ANNUITY AND BENEFIT FUND OF COOK COUNTY		16.964	16.964
**D	COUNTY EMPLOYEES ANNUITY AND BENEFIT FUND OF COOK COUNTY		17.500	17.500
**D	US BK AK STEEL CORP MSTR PEN TR AT		34.771	34.771
**D	US BK BROOKFIELD GLB LST INF IN FD		224.300	224.300
**D	USBK BROOKFIELD GBL LIS INFRAS FD		129.900	129.900
**D	USBK FRONTEGRA MFG CORE INFRASR FD		377.720	377.720
**D	USBK AMERICAN HEART ASSOCIATION INC		556	556
**D	LAWRENCE LIVERMORE NATIONAL SECURITY LLC AND LOS ALAMOS NATIONAL SECURITY LLC DEFINED BENEFIT BENEFIT PLANGROUP TRUST		5.739	5.739
**D	CYBF ATIVO CAPITAL MGMT		10.500	10.500
**D	AP7 EQUITY FUND		470.675	470.675
**D	ALASKA PERMANENT FUND CORPORATION		458.004	458.004
**D	ALASKA PERMANENT FUND CORPORATION		41.370	41.370

Assemblea Ordinaria del 20 aprile 2018

LISTA ESITO DELLE VOTAZIONE
 Oggetto: Nomina del Collegio Sindacale

FAVOREVOLI alla LISTA 2

Badge	Ragione Sociale	Proprio	Delega	Totale
**D	ALASKA PERMANENT FUND CORPORATION		457.069	457.069
**D	ALASKA PERMANENT FUND CORPORATION		18.720	18.720
**D	VIRGINIA RETIREMENT SYSTEM		226.011	226.011
**D	MIDDLETOWN WORKS HOURLY AND SALARIED UNION RETIREES HEALTH CARE FUND		1.859	1.859
**D	CPA COP PSERS PSERS ACWI X US INDEX		64.608	64.608
**D	IN8 COP TREAS PWP RHUMBLINE MSCI		2.262	2.262
**D	LOUISIANA STATE ERS MSCI EXUS INDEX		9.521	9.521
**D	NV PERS MELLON CAPITAL INDEX		137.096	137.096
**D	NV PERS SSGA EAFE INDEX PUBLIC EMPLOYEES RETIREMENT SYSTEM OF NEVADA		88.574	88.574
**D	NV RBIF ALLNCEBRNSTN INTL EQ		2.969	2.969
**D	NCUF BR EAFE LC GROWTH		26.638	26.638
**D	TEA BLACKROCK INC INTL		111.964	111.964
**D	UTC EDHEC BLACKROCK UNITED TECHNOLOGIES CORPORATION MASTER RETIREMENT		5.256	5.256
**D	UPMC BMO PENSION		2.633	2.633
**D	UPMC BMO		2.297	2.297
**D	AST GS MULTI ASSET PORT LIQ PDHB		4.418	4.418
**D	POOL RE L AND G MSCI EQ		4.968	4.968
**D	BLACKROCK LIFE LIMITED		20.781	20.781
**D	BLL AQUIL LIFGLO3000 EMEN WHT INDFD		19.232	19.232
**D	PENN SERIES DEV INTL INDEX FUND		3.533	3.533
**D	BNYMTD BLK EURO DYNAMIC FD		2.480.331	2.480.331
**D	PHC SSGA EQ		52.625	52.625
**D	BNYMTD BLK CONTINENTAL EURO INC		259.903	259.903
**D	BNYMTD BLK CONT EUR EQ TRCK FD INV		310.452	310.452
**D	BNYMTD BLK DYN DVSD GR PFFD ASSTALL		6.100	6.100
**D	FLORIDA RETIREMENT SYSTEM		52.803	52.803
**D	BLACKROCK WORLD EX FLORIDA RET SYS		120.063	120.063
**D	PENSION RESERVES INVESTMENT TRUST FUND		118.379	118.379
**D	BELL ATLANTIC MASTER TRUST		38.096	38.096
**D	VOYA INTERNATIONAL CORE FUND		5.073	5.073
**D	DUKE ENERGY QUALIFIED NUCLEAR DECOMMISSIONING		13.582	13.582
**D	AUTO CLUB INSURANCE ASSOCIATION		109.658	109.658
**D	INDIANA PUBLIC RETIREMENT SYSTEM		25.864	25.864
**D	LINCOLN VARIABLE INSURANCE PRODUCTS TRUST LVIP SSGA DEVELOPED INTERNATIONAL 150 FUND		213.457	213.457
**D	LINCOLN VARIABLE INSURANCE PRODUCTS TRUST LVIP SSGA INTERNATIONAL INDEX FUND		91.532	91.532
**D	MERCOR INVESTMENT SERVICES INC		4.438	4.438
**D	MERCOR INVESTMENT SERVICES INC		7.216	7.216
**D	GLOBAL INVESTORS KAPITALANLAGEGESELLSCHAFT MBH		74.040	74.040
**D	SUB ART 8477 23 6328 SPK		9.010	9.010
**D	GIV QUA 8477 25 6338 SPK		157.850	157.850
**D	S VAL 8478 10 6359 SPK		14.740	14.740
**D	PCM VAL 8490 06 5209 SPK		68.480	68.480
**D	PCM S VAL 8502 10 6376 SPK		27.025	27.025
**D	PUBLIC EMPLOYEES RETIREMENT ASSOCIATION OF NEW MEXICO			

Pagina 21

Azionisti: 1.558 Teste: 2
 Azionisti in proprio: 1 Azionisti in delega: 1.557



Assemblea Ordinaria del 20 aprile 2018LISTA ESITO DELLE VOTAZIONE
Oggetto: Nomina del Collegio Sindacale

FAVOREVOLI alla LISTA 2

Badge	Ragione Sociale	Proprio	Delega	Totale
**D	BOARD OF PENSIONS OF THE EVANGELICAL LUTHERAN CHURCH IN AMERICA		4.931	4.931
**D	THE STATE OF CONNECTICUT ACTING THROUGH ITS TREASURER		68.711	68.711
**D	THE STATE OF CONNECTICUT ACTING THROUGH ITS TREASURER		12.800	12.800
**D	SOUTH CAROLINA RETIREMENT SYSTEMS GROUP TRUST		22.363	22.363
**D	UMC BENEFIT BOARD INC		13.991	13.991
**D	UPS GROUP TRUST		59.614	59.614
**D	INTERNATIONAL BANK FOR RECONSTRUCTION AND DEVELOPMENT		16.601	16.601
**D	PRUDENTIAL INVESTMENT PORTFOLIO 2 PRUDENTIAL QMA INTL DEVELOPED MRKTS INDEX FUND		1.120	1.120
**D	ENERGY INSURANCE MUTUAL LIMITED		3.239	3.239
**D	CENTRAL STATES SOUTHEAST AND SOUTHWEST AREAS PENSION FUND		18.422	18.422
**D	IOWA PUBLIC EMPLOYEES RETIREMENT SYSTEM		5.235	5.235
**D	FGT FRK GLOBAL LSTD INFRASTRUCT FD		86.920	86.920
**D	BANK OF AMERICA OMNIBUS		1.200	1.200
**D	INTERFUND SICAV INTERFUND EQUITY ITALY		86.000	86.000
**D	FIDEURAM ASSET MANAGEMENT (IRELAND) FONDITALIA EQUITY ITALY		563.000	563.000
**D	FIDEURAM ASSET MANAGEMENT (IRELAND) FIDEURAM FUND EQUITY ITALY		8.000	8.000
**D	SEI GLOBAL INVESTMENTS FUND		2.849	2.849
**D	SEI GLOBAL MASTER FUND PLC		5.862	5.862
**D	TRUST AND CUSTODY SERVICES		319.601	319.601
**D	KOKUSAI EQUITY INDEX FUND		8.393	8.393
**D	ARRCO LONG TERM B		30.956	30.956
**D	CONSULTING GROUP CAPITAL		11.311	11.311
**D	IXIS FLAMME		16.498	16.498
**D	SG ACTIONS EUROPE MULTIGESTION		2.565	2.565
**D	CNS GLOBAL LIST INFRASTRUCTURE		86.843	86.843
**D	OFI MARKET NEUTRAL EQUITY		22.989	22.989
**D	PAYDEN GLOBAL FUNDS PLC		30.100	30.100
**D	ETOILE ACTIONS RENDEMENT		102.552	102.552
**D	BLACKROCK EUROFUND		129.500	129.500
**D	ETOILE INDUSTRIE EUROPE		21.006	21.006
**D	BLACKROCK GLOBAL ALLOCATION		2.287	2.287
**D	OFI AM		26.511	26.511
**D	MAAF ASSURANCES SA		213.864	213.864
**D	BLACKROCK GLOBAL ALLOCATION VI		633	633
**D	TRUST CUSTODY SERVICES BANK		195.807	195.807
**D	PROTEC BTP		4.704	4.704
**D	LA BANQUE POSTALE ASSET MANAG.		20.000	20.000
**D	TRUST AND CUDTODY SERVICES		46.300	46.300
**D	AMUNDI FUNDS II-PIONEER FLEX.		56.714	56.714
**D	BROWN BROTHERS HARRIMAN		8.130	8.130
**D	AMUNDI SOLUZIONI IT- PROG. CED		107.330	107.330
**D	SHINKO GLOBAL INFRASTRUCTURE		69.660	69.660
**D	NUVEEN GLOBAL INVESTORS FUND		62.091	62.091

Assemblea Ordinaria del 20 aprile 2018

LISTA ESITO DELLE VOTAZIONE

Oggetto: Nomina del Collegio Sindacale

FAVOREVOLI alla LISTA 2

Badge	Ragione Sociale	Proprio	Delega	Totale
**D	AEGON CUSTODY B.V		109.118	109.118
**D	AHL ALPHA MASTER LIMITED C/O CITCO TRUSTEES (CAYMAN) LIMITED		7.193	7.193
**D	AHL DIRECTIONAL EQUITIES MASTER LIMITED		14.604	14.604
**D	AHL EVOLUTION LTD SHARMAINE BERKELEY ARGONAUT LTD		166.771	166.771
**D	AHL GENESIS 2 LIMITED C/O MAPLES CORPORATE SERVICES LIMITED		18.273	18.273
**D	AHL GENESIS LIMITED		10.380	10.380
**D	AQR DELTA SAPPHIRE FUND LP		650	650
**D	ATLAS ENHANCED MASTER FUND LTD		31.933	31.933
**D	ATLAS MASTER FUND LTD.		6.047	6.047
**D	AVIVA INVESTORS INTERNATIONAL INDEX TRACKING FUND		14.356	14.356
**D	BERESFORD FUNDS PLC		88.836	88.836
**D	BLACKROCK EUROPEAN MASTER HEDGE FUND		1.729.735	1.729.735
**D	CBOSC ATF CW BK GRP SUP WGSS08		8.520	8.520
**D	CBOSC-CBGS-WGSS07		2.417	2.417
**D	CFSIL - COLONIAL FIRST STATE GLOBAL ASSET MANAGEMENT MULTI SECTOR TRUST 1		61	61
**D	CFSIL RE COLONIAL FIRST STATE INVESTMENT FUND 10		3.513	3.513
**D	CITIBANK INTERNATIONAL PLC AS TRUSTEE CITIBANK INT.PL		1.689.842	1.689.842
**D	CLINTON EQUITY STRATEGIES MASTER FUND LTD		1.065	1.065
**D	COLONIAL FIRST STATE INVESTMENTS LIMITED.		39.247	39.247
**D	COLONIAL FIRST STATE INVESTMENTS LIMITED.		652.162	652.162
**D	COMMONWEALTH GLOBAL INFRASTRUCTURE SECURITIES FUND 1		342.681	342.681
**D	FIDANTE PARTNERS LIMITED		192.670	192.670
**D	GOTHAM CAPITAL V LLC		142	142
**D	HSTPLUS POOLED SUPERANNUATION TRUST		5.452	5.452
**D	INTERNATIONAL EQUITIES FUND		4.440	4.440
**D	IRISH LIFE ASSURANCE.		223.525	223.525
**D	IRISH LIFE ASSURANCE PLC		73.029	73.029
**D	JOHN HANCOCK FUNDS II GLOBAL ABSOLUTE RETURN STRATEGIES FUND		307.264	307.264
**D	JOHN HANCOCK FUNDS II INTERNATIONAL STRATEGIC EQUITY ALLOCATION FUND		105.015	105.015
**D	JOHN HANCOCK VARIABLE INSURANCE TRUST INTERNATIONAL EQUITY INDEX TRUST		15.943	15.943
**D	LEGAL AND GENERAL		10.571	10.571
**D	LEGAL AND GENERAL ASSURANCE PENSIONS MANAGEMENT LIMITED		6.020.903	6.020.903
**D	LEGAL AND GENERAL ASSURANCE SOCIETY LIMITED		3.964	3.964
**D	LEGAL AND GENERAL COLLECTIVE INVESTMENT TRUST.		428.070	428.070
**D	MACQUARIE INVESTMENT MANAGEMENT LIMITED		351.875	351.875
**D	MACQUARIE MULTI FACTOR FUND		5.053	5.053
**D	MACQUARIE TRUE INDEX GLOBAL INFRASECURITIES FUND		325.320	325.320
**D	MACQUARIE ASSURANCE SOCIETY NEW ZEALAND LIMITED		4.621	4.621
**D	MARIONA COUNCIL FOR SOCIAL SECURITY FUND.		2.510	2.510
**D	NEWBERG NOMINEES LIMITED INVESTORS WHOLESALE GLOBAL EQUITY (INDEX) TRUST		19.422	19.422
**D	NUMERA MULTI STRATEGY MARKET NEUTRAL LEVERED OFFSHORE FUND LIMITED		1.110	1.110
**D	NUMERA SOCIALLY AWARE MULTI STRATEGY FUND LTD		640	640
**D	PINEBRIDGE FUND SERIES PINEBRIDGE EUROPE EQUITY FUND		91.990	91.990

Pagina 23

Azionisti: 1.558 Teste: 2
 Azionisti in proprio: 1 Azionisti in delega: 1.557



Assemblea Ordinaria del 20 aprile 2018

LISTA ESITO DELLE VOTAZIONE
 Oggetto: Nomina del Collegio Sindacale

FAVOREVOLI alla LISTA 2

Badge	Ragione Sociale	Proprio	Delega	Totale
**D	REDWOOD POINT ORION MASTER FUND LTD - INTL EQUITY SLEEVE		3.580	3.580
**D	ROBEKO UMBRELLA FUND I N.V		2.663	2.663
**D	SDA INTL EQUITY INDEX FD-WORLD		12.708	12.708
**D	SIEFORE BANAMEX BASICA 2 SA DE CV		52.201	52.201
**D	SIEFORE BANAMEX BASICA 3, SA DEC.V		73.027	73.027
**D	SIEFORE BANAMEX BASICA 4-SA DE CV.		135.910	135.910
**D	STICHTING MN SERVICES ANDELENFONDS EUROPA.		41.639	41.639
**D	STICHTING PENSIOENFONDS METAAL		187.979	187.979
**D	STICHTING PENSIOENFONDS METAAL EN T MN SERVICES		61.444	61.444
**D	STICHTING PGGM DEPOSITARY		613.943	613.943
**D	THE NOMURA TRUST AND BANKING CO. LTD		10.197	10.197
**D	TWO SIGMA ABSOLUTE RETURN PORTFOLIO LLC CORPORATION SERV.COMP.2		17	17
**D	VICTORY CEMP MARKET NEUTRAL INCOME FUND		2.747	2.747
**D	VICTORYSHARES DEVELOPED ENHANCED VOLATILITY WTD INDEX ETF		11.639	11.639
**D	VICTORYSHARES INTERNATIONAL HIGHDIV VOLATILITY WTD INDEX ETF		13.301	13.301
**D	VICTORYSHARES INTERNATIONAL VOLATILITY WTD INDEX ETF		1.480	1.480
**D	ZURICH LIFE ASSURANCE PLC		103.670	103.670
**D	UBS (LUX) EQUITY SICAV		101.670	101.670
**D	UBS GLOBAL SOLUTIONS - GLOBAL EQUITIES EUR		4.854	4.854
**D	UBS GLOBAL SOLUTIONS - GLOBAL EQUITIES II EUR		8.211	8.211
**D	UBS (LUX) EQUITY SICAV EURO COUNTRIES INCOME		50.487	50.487
**D	UBS (LUX) STRATEGY SICAV SAP DEFENSIVE (USD)		4.556	4.556
**D	UBS (LUX) STRATEGY SICAV SAP MEDIUM (USD)		10.722	10.722
**D	UBS (LUX) STRATEGY SICAV SAP DYNAMIC (USD)		3.776	3.776
**D	UBS FUND MANAGEMENT (LUXEMBOURG) SA		29.584	29.584
**D	UBS (LUX) SICAV 1		805	805
**D	UBS FUND MANAGEMENT (SWITZERLAND) AG.		313.170	313.170
**D	NORGES BANK		297.965	297.965
**D	UBS (LUX) STRATEGY XTRA SICAV		1.540	1.540
**D	MLC INVESTMENTS, MLC LIMITED		29.512	29.512
**D	VICTORIAN SUPERANNUATION FUND		566.013	566.013
**D	RETURN TO WORK CORPORATION OF SOUTH AUSTRALIA		110.187	110.187
**D	ENERGY SUPER		72.531	72.531
**D	GOVERNMENT OF NORWAY		8.959.457	8.959.457
**D	VISION POOLED SUPERANNUATION TRUST		25.775	25.775
**D	CITY OF SAN JOSE POLICE & FIRE DEPARTMENT RETIREMENT PLAN		45.325	45.325
**D	LEGG MASON DEVELOPED EX-US DIVERSIFIED CORE ETF		645	645
**D	STATE FARM VARIABLE PRODUCT TRUST, INTERNATIONAL EQ INDEX F		10.158	10.158
**D	TEACHERS' RETIREMENT SYSTEM OF THE STATE OF ILLINOIS		17.059	17.059
**D	BEAUMONT HEALTH POOLED INVESTMENT PARTNERSHIP		440	440
**D	BEAUMONT HEALTH MASTER RETIREMENT TRUST		3.420	3.420
**D	BEAUMONT HEALTH		3.835	3.835
**D	KAISER PERMANENTE GROUP TRUST		368.144	368.144

Azionisti: 1.558 Teste: 2
 Azionisti in proprio: 1 Azionisti in delega: 1.557

Assemblea Ordinaria del 20 aprile 2018

LISTA ESITO DELLE VOTAZIONE
Oggetto: Nomina del Collegio Sindacale

FAVOREVOLI alla LISTA 2

Badge	Ragione Sociale	Proprio	Delega	Totale
**D	KAISER PERMANENTE GROUP TRUST		662.840	662.840
**D	HIRTLE CALLAGHAN TRUST INTERNATIONAL EQUITY PORTFOLIO		34.489	34.489
**D	HC CAPITAL TRUST- THE INSTITUTIONAL INTERNATIONAL EQUITY PTF		77.683	77.683
**D	HC CAPITAL TRUST - THE ESG GROWTH PORTFOLIO		4.744	4.744
**D	HC CAPITAL TRUST- THE CATHOLIC SRI GROWTH PORTFOLIO		866	866
**D	ARKWRIGHT, LLC		5.464	5.464
**D	SYLVAN PARTNERS, LLC		429	429
**D	KAISER FOUNDATION HOSPITALS		602.798	602.798
**D	KAISER FOUNDATION HEALTH PLAN INC		279.078	279.078
**D	BRUNEI INVESTMENT AGENCY		20.502	20.502
**D	LAUDUS INTERNATIONAL MARKETMASTERS FUND		1.884	1.884
**D	SCHWAB INTERNATIONAL EQUITY ETF		465.440	465.440
**D	SCHWAB FUNDAMENTAL INTERNATIONAL LARGE COMPANY ETF		80.703	80.703
**D	JOHN HANCOCK VAR INS TRUST STRATEGIC EQUITY ALLOCATION TRUST		106.640	106.640
**D	JOHN HANCOCK FUNDS II STRATEGIC EQUITY ALLOCATION FUND		170.485	170.485
**D	BMO DISCIPLINED INTERNATIONAL EQUITY FUND		6.953	6.953
**D	LAZARD GLOBAL LISTED INFRASTRUCTURE PORTFOLIO		12.550.495	12.550.495
**D	LAZARD REAL ASSETS AND PRICING OPPORTUNITIES PORTFOLIO		4.029	4.029
**D	LAZARD EQUITY FRANCHISE PORTFOLIO		10.556	10.556
**D	COHEN + STEERS INFRASTRUCTURE FUND, INC.		1.335.023	1.335.023
**D	MFS DEVELOPMENT FUNDS, LLC		3.179	3.179
**D	GOLDMAN SACHS TRST II-GOLDMAN SACHS MULTI-MNGR GLOBAL EQT FUND		2.081	2.081
**D	GOLDMAN SACHS TRUST- GOLDMAN SACHS GLOBAL MANAGED BETA FUND		1.424	1.424
**D	GOLDMAN SACHS TRUST - GOLDMAN SACHS GLOBAL INFRASTRUCTURE FUND		185.721	185.721
**D	INTERNATIONAL MONETARY FUND		8.397	8.397
**D	INTERNATIONAL MONETARY FUND		8.812	8.812
**D	ALLIANCEBERNSTEIN GLOBAL RISK ALLOCATION FUND INC		613	613
**D	ALLIANCEBERNST VAR PROD SER F INC.ALLIANCEB DYN ASSET ALL PTF		176	176
**D	JOHN HANCOCK LIFE AND HEALTH INSURANCE COMPANY		23.516	23.516
**D	RUSSELL TRUST CO COMMINGLED EMPLOYEE BENEFIT FUNDS TRUST		604.371	604.371
**D	METROPOLITAN LIFE INSURANCE COMPANY		14.131	14.131
**D	THE MASTER TRUST BK OF JP LTD: HITACHI FOREIGN EQ INDEX MF		8.442	8.442
**D	SPDR MSCI WORLD QUALITY MIX FUND		314	314
**D	IBM RETIREMENT PLAN		2.394	2.394
**D	PAY ELLEVATE GLOBAL WOMEN'S INDEX FUND		4.603	4.603
**D	AMERICAN BUREAU OF SHIPPING		310	310
**D	STRATEGIC ACTIVE TRADING FUNDS PLC		6.859	6.859
**D	AMERICAN CENTURY QUANTITATIVE EQUITY FUNDS, INC. INT CORE EQ		2.155	2.155
**D	AMERICAN SMART MATCHING SOLUTIONS PUBLIC LIMITED COMPANY		3.900	3.900
**D	ALPINE INTERNATIONAL SECTOR DIVIDEND DOGS ETF		198.298	198.298
**D	ALPINE GLOBAL INFRASTRUCTURE FUND		73.700	73.700
**D	ANTHEA FUNDS PLC		2.022	2.022
**D	AQR ALTERNATIVE RISK PREMIA FUND		2.485	2.485

Pagina 25

Azionisti: 1.558 Teste: 2
 Azionisti in proprio: 1 Azionisti in delega: 1.557



Assemblea Ordinaria del 20 aprile 2018

LISTA ESITO DELLE VOTAZIONE
Oggetto: Nomina del Collegio Sindacale

FAVOREVOLI alla LISTA 2

Badge	Ragione Sociale	Proprio	Delega	Totale
**D	AQR INTERNATIONAL EQUITY EDGE FUND, L.P.		51	51
**D	AXA INVESTMENT MANAGERS DEUTSCHLAND GMBH FOR AXA EUROPA	20.400		20.400
**D	AXA ROSENBERG EQUITY ALPHA TRUST	152.400		152.400
**D	STATE OF ALASKA RETIREMENT AND BENEFITS PLANS	65.400		65.400
**D	STATE OF ALASKA RETIREMENT AND BENEFITS PLANS	372.945		372.945
**D	STICHTING BEDRIJFSPENSIOENFONDS VOOR HET BAKKERSBEDRIJF	49.367		49.367
**D	UNITED TECHNOLOGIES CORPORATION EMPLOYEE SAVINGS PLAN	32.086		32.086
**D	THE WALT DISNEY COMPANY RETIREMENT PLAN MASTER TRUST	2.936		2.936
**D	THE WALT DISNEY COMPANY RETIREMENT PLAN MASTER TRUST	7.842		7.842
**D	BROOKFIELD REAL ASSETS HYBRID MASTER FUND L.P.	11.700		11.700
**D	SIEFORE XXI BANORTE CONS, SOC ANON DE CAPITAL VARIABLE	418.008		418.008
**D	MET INVESTOR SERIES TRUST-ALLIANC GLOBAL DYNAMIC ALL PTF	46.847		46.847
**D	UAW RETIREE MEDICAL BENEFITS TRUST	142.016		142.016
**D	CENTRAL PROVIDENT FUND BOARD	4.016		4.016
**D	DESJARDINS GLOBAL INFRASTRUCTURE FUND	224.374		224.374
**D	CALVERT VP EAFE INTERNATIONAL INDEX PORTFOLIO	4.209		4.209
**D	CALVERT RESP INX SRS, INC.-CLVRT DVD MRKTS EX-U.S. RSP INX FD	3.105		3.105
**D	CAISSE DE DEPOT ET PLACEMENT DU QUEBEC	315.258		315.258
**D	THE REGENTS OF THE UNIVERSITY OF CALIFORNIA	286.164		286.164
**D	VALIC COMPANY I - GLOBAL SOCIAL AWARENESS FUND	7.576		7.576
**D	FIDELITY GLOBAL ASSET ALLOCATION FUND	45.887		45.887
**D	ALLIANZGI EUROPE EQUITY DIVIDEND FUND	2.417		2.417
**D	SAN JOSE FEDERATED RETIREE HEALTH CARE TRUST FUND	5.064		5.064
**D	SAN JOSE POLICE AND FIRE RETIREE HEALTH CARE TRUST FUND	952		952
**D	PARAMETRIC INTERNATIONAL EQUITY FUND	11.722		11.722
**D	FIS CALBEAR FUND, LLC	84.034		84.034
**D	FRANKLIN TEMPLETON ETF TRUST - FRANKLIN FTSE EUROPE ETF	5.901		5.901
**D	FRANKLIN TEMPLETON ETF TRUST - FRANKLIN FTSE ITALY ETF	3.034		3.034
**D	FRANKLIN TEMPLETON ETF TRUST - FRANKLIN FTSE EUROPE HEDGED ETF	1.855		1.855
**D	TAX - MANAGED INTERNATIONAL EQUITY PORTFOLIO	4.194		4.194
**D	BENEFIT TRUST COMPANY	18.000		18.000
**D	RUSSELL INVESTMENT COMPANY RUSSELL TAX-MANAGED INTL EQ FUND	13.311		13.311
**D	RUSSELL INVESTMENT COMPANY RUSSELL GLOBAL INFRASTRUCTURE FUND	1.303.025		1.303.025
**D	RUSSELL INVESTMENT COMPANY RUSSELL MULTI-STRATEGY INCOME FUND	13.382		13.382
**D	RUSSELL INVESTMENT COMPANY MULTIFACTOR INTERNATIONAL EQUITY F	8.093		8.093
**D	ROCHE U.S. RETIREMENT PLANS MASTER TRUST	196.736		196.736
**D	RUSSELL INVESTMENT COMPANY MULTI-ASSET GROWTH STRATEGY FUND	59.378		59.378
**D	BROOKFIELD GLOBAL REAL ASSET FUND	10.000		10.000
**D	TRANSAMERICA INTERNATIONAL EQUITY INDEX VP	399		399
**D	LAZARD GLOBAL INFRASTRUCTURE FUND	707.475		707.475
**D	TRANSAMERICA AB DYNAMIC ALLOCATION VP	2.254		2.254
**D	TANGERINE DIVIDEND PORTFOLIO	4.853		4.853
**D	TANGERINE BALANCED INCOME PORTFOLIO	945		945

Pagina 26


Azionisti: 1.558 Teste: 2
 Azionisti in proprio: 1 Azionisti in delega: 1.557

Assemblea Ordinaria del 20 aprile 2018

LISTA ESITO DELLE VOTAZIONE
Oggetto: Nomina del Collegio Sindacale

FAVOREVOLI alla LISTA 2

Badge	Ragione Sociale	Proprio	Delega	Totale
**D	TANGERINE BALANCED PORTFOLIO		6.336	6.336
**D	TANGERINE BALANCED GROWTH PORTFOLIO		5.588	5.588
**D	TANGERINE EQUITY GROWTH PORTFOLIO		5.673	5.673
**D	STATE FARM MUTUAL FUND TRUST, INTERNATIONAL INDEX FUND		8.677	8.677
**D	MASSMUTUAL SELECT BLACKROCK GLOBAL ALLOCATION FUND		36	36
**D	LAZARD GLOBAL LISTED INFRASTRUCTURE (CANADA) FUND	1.539.612	116	1.539.612
**D	TRANSAMERICA BLACKROCK GLOBAL ALLOCATION VP		8.200	8.200
**D	MM SELECT EQUITY ASSET FUND		6.965	6.965
**D	MM MSCI EAFE INTERNATIONAL INDEX FUND		57.082	57.082
**D	SPDR S+P GLOBAL DIVIDEND ETF		3.009	3.009
**D	JANUS HENDERSON SG GLOBAL QUALITY INCOME ETF		1	1
**D	JANUS CAPITAL MANAGEMENT LLC		4.118	4.118
**D	JNL/MELLON CAPITAL MSCI WORLD INDEX FUND		467	467
**D	INTECH GLOBAL ALL COUNTRY ENHANCED INDEX FUND LLC		5.912	5.912
**D	SEASONS SERIES TRUST SA MULTI-MANAGED INT EQUITY PTF		23.423	23.423
**D	SUNAMERICA SERIES TRUST- SA BLACKROCK VCP GLO MUL ASSET PTF		4.591	4.591
**D	RUSSELL COMMON CONTRACTUAL FUND		631.605	631.605
**D	OPENWORLD PUBLIC LIMITED COMPANY		41.521	41.521
**D	STATE STREET GLOBAL EQUITY EX-US INDEX PORTFOLIO		90.764	90.764
**D	STATE STREET INTERNATIONAL DEVELOPED EQUITY INDEX PORTFOLIO		1.600	1.600
**D	DEUTSCHE EAFE EQUITY INDEX FUND		11.286	11.286
**D	INVESCO GLOBAL INFRASTRUCTURE FUND		8.698	8.698
**D	KP INTERNATIONAL EQUITY FUND		3.546	3.546
**D	CAYMAN ISLANDS CHAMBER OF COMMERCE PENSION FUND		5.852	5.852
**D	RHUMBLINE INTERNATIONAL POOLED INDEX TRUST		1.000	1.000
**D	SPDR MSCI ACWI IMI ETF		2.227	2.227
**D	SPDR MSCI EAFE FOSSIL FUEL FREE ETF		152	152
**D	SPDR MSCI WORLD QUALITY MIX ETF		3.522	3.522
**D	SPDR MSCI ACWI LOW CARBON TARGET ETF		4.784	4.784
**D	LAZARD GLOBAL INVESTMENT FUNDS PUBLIC LIMITED COMPANY		2.069	2.069
**D	ALLIANCEBERNSTEIN INTERNATIONAL ALL-COUNTRY PASSIVE SERIES		34.898	34.898
**D	MARYLAND STATE RETIREMENT & PENSION SYSTEM		3.867	3.867
**D	RUSSELL INV MULTI-ASSET FACTOR EXPOSURE FUND		52.002	52.002
**D	ALLIANZ GLOBAL INVESTORS GMBH FOR ALLIANZ EUROPAVISION		37.368	37.368
**D	THE PRUDENTIAL INSURANCE COMPANY OF AMERICA		28.499	28.499
**D	PRUDENTIAL TRUST CO MASTER COMMINGLED INV F FOR TAX EXEMPT TR		3.127	3.127
**D	MBIM INTERNATIONAL EQUITY INDEX POOL		55.720	55.720
**D	MAF FUNDS LLC		32.901	32.901
**D	MORGAN STANLEY INST FUND INC. GLOBAL INFRASTRUCTURE PORTFOLIO		277.522	277.522
**D	MORGAN STANLEY INST FUND, INC. - GLOBAL ADVANTAGE PTF		8.078	8.078
**D	MORGAN STANLEY INSTITUTIONAL FUND INC MULTI- ASSET PORTFOLIO		16.493	16.493
**D	WELLS FARGO BANKER FUND L.P		13.124	13.124



Assemblea Ordinaria del 20 aprile 2018

LISTA ESITO DELLE VOTAZIONE
Oggetto: Nomina del Collegio Sindacale

FAVOREVOLI alla LISTA 2

Badge	Ragione Sociale	Proprio	Delega	Totale
**D	MGI FUNDS PLC		274.467	274.467
**D	MGI FUNDS PLC		223.821	223.821
**D	MORGAN STANLEY INSTITUTIONAL FUND TR- GL MULTI-ASSET INC PTF		1.767	1.767
**D	MERCER QIF CCF		453.367	453.367
**D	MET INVESTORS SERIES TRUST- PANAGORA GLO DIVERSIFIED RISK PTF		929	929
**D	RUSSELL INVESTMENT COMPANY PLC		23.476	23.476
**D	HARTFORD LIFE INSURANCE COMPANY		3.540	3.540
**D	NORTHROP GRUMMAN PENSION MASTER TRUST		372.922	372.922
**D	NORTHROP GRUMMAN CORPORATION VEBA MASTER TRUST I		1.278	1.278
**D	SENTRY INFRASTRUCTURE FUND		339.700	339.700
**D	SENTRY ALTERNATIVE ASSET INCOME FUND		10.725	10.725
**D	SENTRY GLOBAL INFRASTRUCTURE PRIVATE TRUST		29.793	29.793
**D	CITY OF NEW YORK GROUP TRUST		57.783	57.783
**D	CITY OF NEW YORK GROUP TRUST		133.959	133.959
**D	PIMCO EQUITY SERIES:PIMCO RAFI DYNAMIC MULTI-FACTOR INT EQ ETF		650	650
**D	PRINCIPAL EXCHANGE-TRADED FDS-PRINC INT MULTI-FACTOR INDEX ETF		2.304	2.304
**D	PRINCIPAL DIVERSIFIED REAL ASSET CIT		98.616	98.616
**D	INTEL CORPORATION RETIREE MEDICAL PLAN TRUST		8.065	8.065
**D	ALASKA COMMON TRUST FUND		12.876	12.876
**D	RUSSELL INVESTMENTS GLOBAL INFRASTRUCTURE POOL		1.872.877	1.872.877
**D	RUSSELL INVESTMENTS MULTI-FACTOR INTERNATIONAL EQUITY POOL		435	435
**D	RUSSELL INSTITUTIONAL FUNDS,LLC-RUSSELL INTL EQUITY FUND		2.209	2.209
**D	RUSSELL INSTL FUNDS,LLC-RUSSELL GLOB LISTED INFRA FUND		226.793	226.793
**D	GOV OF HM THE SULTAN AND YANG DI-PERTUAN OF BRUNEI DARUSSALAM		20.120	20.120
**D	FEDERATED CITY EMPLOYEES RETIREMENT SYSTEM		28.331	28.331
**D	BANK OF KOREA		8.339	8.339
**D	BANK OF KOREA		21.271	21.271
**D	SCOTIA PRIVATE GLOBAL INFRASTRUCTURE POOL		223.149	223.149
**D	SSGA MSCI ACWI EX-USA INDEX NON-LENDING DAILY TRUST		9.344	9.344
**D	GAM INVESTMENT MANAGEMENT (SWITZERLAND) AG		23.349	23.349
**D	STATE STREET IRELAND UNIT TRUST		80.268	80.268
**D	STANDARD LIFE INV GLO ABS RETURN STRAT MASTER FUND LTD.		264.827	264.827
**D	THE WORKERS' COMPENSATION BOARD		755.016	755.016
**D	GAM INV MGMT (SWITZ) AG ON BEHALF OF SWIF EUROPE EQUITY INDEX		916	916
**D	SSGA SPDR ETFS EUROPE I PUBLIC LIMITED COMPANY		1.632.818	1.632.818
**D	SSGA SPDR ETFS EUROPE II PUBLIC LIMITED COMPANY		82.736	82.736
**D	SIR DAVID TRENCH FUND FOR RECREATION		318	318
**D	CALIFORNIA PUBLIC EMPLOYEES RETIREMENT SYSTEM		1.021.066	1.021.066
**D	AMERICAN BAR ASSOCIATION MEMBERS/MTC COLLECTIVE TRUST		91.917	91.917
**D	DELTASHARES S+P INTERNATIONAL MANAGED RISK ETF		7.029	7.029
**D	TEACHER RETIREMENT SYSTEM OF TEXAS		229.579	229.579
**D	TJ-NONQUALIFIED, LLC		48.951	48.951
**D	PINEBRIDGE GLOBAL FUNDS		17.793	17.793

Assemblea Ordinaria del 20 aprile 2018

LISTA ESITO DELLE VOTAZIONE
Oggetto: Nomina del Collegio Sindacale

FAVOREVOLI alla LISTA 2

Badge	Ragione Sociale	Proprio	Delega	Totale
**D	METZLER ASSET MANAGEMENT GMBH FOR MI-FONDS 415		50.000	50.000
**D	UBS (IRL) ETF PLC		3.851	3.851
**D	VANGUARD FTSE DEVELOPED EUROPE ALL CAP INDEX ETF		11.343	11.343
**D	VANGUARD FTSE DEVELOPED ALL CAP EX NORTH AMERICA INDEX ETF		12.404	12.404
**D	VANGUARD DEVEL ALL-CAP EX NORTH AMERICA EQT IND POOLED FUND		716	716
**D	VANGUARD GLOBAL MOMENTUM FACTOR ETF		160	160
**D	VANGUARD INVESTMENTS II COMMON CONTRACTUAL FUND		35.021	35.021
**D	VANGUARD INVESTMENTS COMMON CONTRACTUAL FUND		49.778	49.778
**D	VANGUARD FTSE DEVELOPED EUROPE INDEX ETF		1.572	1.572
**D	WINTON UCITS FUNDS PLC		30.943	30.943
**D	WELLS FARGO BK DECL OF TR EST INV FUNDS FOR EMPLOYEE BEN TR		56.469	56.469
**D	WELLS FARGO MASTER TRUST-WELLS FRGO FACTR ENHANCED INT PRTELIO		43.072	43.072
**D	WISDOMTREE ISSUER PUBLIC LIMITED COMPANY		10.272	10.272
**D	WILMINGTON TRUST, NATIONAL ASSOCIATION		4.010	4.010
**D	DIVERSIFIED MARKETS (2010) POOLED FUND TRUST		8.137	8.137
**D	WASHINGTON STATE INVESTMENT BOARD		171.034	171.034
**D	WSIB INVESTMENTS (PUBLIC EQUITIES) POOLED FUND TRUST		5.024	5.024
**D	WISDOMTREE DYNAMIC CURRENCY HEDGED EUROPE EQUITY FUND		2.852	2.852
**D	WISDOMTREE DYNAMIC CURRENCY HEDGED INTRNL EQUITY FUND		27.787	27.787
**D	WISDOMTREE INTERNATIONAL HIGH DIVIDEND FUND		32.362	32.362
**D	WISDOMTREE INTERNATIONAL EQUITY FUND		59.489	59.489
**D	WISDOMTREE GLOBAL HIGH DIVIDEND FUND		3.532	3.532
**D	WISDOMTREE INTERNATIONAL DIVIDEND EX-FINANCIALS FUND		72.095	72.095
**D	WISDOMTREE INTERNATIONAL LARGE CAP DIVIDEND FUND		36.534	36.534
**D	WISDOMTREE EUROPE LOCAL RECOVERY FUND		4.002	4.002
**D	NEW YORK STATE TEACHERS RETIREMENT SYSTEM		191.992	191.992
**D	NEW YORK STATE TEACHERS RETIREMENT SYSTEM		17.906	17.906
**D	NEW YORK STATE TEACHERS RETIREMENT SYSTEM		7.060	7.060
**D	PENSIOENFONDS METAAL OFF		32.649	32.649
**D	PRUDENTIAL RETIREMENT INSURANCE & ANNUITY COMPANY		10.003	10.003
**D	VAILSBURG FUND LLC		15.930	15.930
**D	MANULIFE ASSET MANAGEMENT INTERNATIONAL EQUITY INDEX POOLED F		14.968	14.968
**D	GAM INV MGT(SWI)AG OBO ZUR INV IN FDS-ZIF AKTIEN EUROPA PASSIV		17.825	17.825
**D	GAM INV MGMT(SWITZ)AG OBO ZURICH INVEST INSTITUTIONAL FUNDS		474.028	474.028
**D	SS BK AND TRUST COMPANY INV FUNDS FOR TAXEXEMPT RETIREMENT PL		2.138.893	2.138.893
**D	SSGA RUSSELL FD GL EX-US INDEX NONLENDING QP COMMON TRUST FUND		4.707	4.707
**D	SSGA RUSSELL FD GL EX-US INDEX NON-LENDING COMMON TR F		6.612	6.612
**D	SSGA RUSSELL FD GL EX-US INDEX NON-LENDING COMMON TRU FD		9.775	9.775
**D	STATE STREET SP GLO INFRA INDEX NON-LENDING COMMON TRUST FUND		493.234	493.234
**D	STATE STREET RAFI DEVELOP EX-US INDEX NON-LENDING COMMON TR FD		985	985
**D	STATE STREET EUROPE SCREENED INDEX NON-LENDING COMMON TRUST FUND		48.048	48.048
**D	STATE STREET NOV SCREENED INDEX NON - LENDING COMMON TR FUND		6.533	6.533
**D	STATE STREET GLOBAL ADVISORS LUXEMBOURG SICAV		187.875	187.875



Assemblea Ordinaria del 20 aprile 2018

LISTA ESITO DELLE VOTAZIONE
Oggetto: Nomina del Collegio Sindacale

FAVOREVOLI alla LISTA 2

Badge	Ragione Sociale	Proprio	Delega	Totale
**D	AXA WORLD FUNDS		204.500	204.500
**D	ALLIANZ GLOBAL INVESTORS FUND		926.091	926.091
**D	BLACKROCK STRATEGIC FUNDS		144.767	144.767
**D	BLACKROCK GLOBAL INDEX FUNDS		15.023	15.023
**D	INDEXIQ		4.626	4.626
**D	GOLDMAN SACHS FUNDS		14.581	14.581
**D	GOLDMAN SACHS FUNDS II		192.984	192.984
**D	KIEGER FUND I		772	772
**D	MULTIPARTNER SICAV		46.000	46.000
**D	SGKB (LUX) FUND		1.317	1.317
**D	UBS ETF		694.911	694.911
**D	ISHARES MSCI ACWI ETF		136.072	136.072
**D	ISHARES MSCI ACWI EX US ETF		51.040	51.040
**D	ISHARES EUROPE ETF		144.087	144.087
**D	ISHARES MSCI EAFE GROWTH ETF		114.364	114.364
**D	ISHARES MSCI EAFE ETF		2.362.381	2.362.381
**D	ISHARES MSCI EAFE VALUE ETF		184.626	184.626
**D	ISHARES GLOBAL INDUSTRIALS ETF		27.303	27.303
**D	ISHARES MSCI EUROZONE ETF		1.276.812	1.276.812
**D	ISHARES MSCI ITALY CAPPED ETF		969.487	969.487
**D	ISHARES MSCI KOKUSAI ETF		1.845	1.845
**D	ISHARES GLOBAL INFRASTRUCTURE ETF		3.521.707	3.521.707
**D	ISHARES MSCI DEVELOPED WORLD INDEX FUND		9.240	9.240
**D	BLACKROCK INST TRUST CO NA INV FUNDSFOR EMPLOYEE BENEFIT TR		3.458.790	3.458.790
**D	ISHARES CORE MSCI EAFE ETF		1.493.834	1.493.834
**D	ISHARES CORE MSCI TOTAL INTERNATIONAL STOCK ETF		169.778	169.778
**D	ISHARES CORE MSCI INTERNATIONAL DEVELOPED MARKETS ETF		21.670	21.670
**D	ISHARES MSCI WORLD ETF		7.564	7.564
**D	ISHARES CORE MSCI EAFE IMI INDEX ETF		37.690	37.690
**D	ISHARES MSCI EUROPE IMI INDEX ETF		12.414	12.414
**D	ISHARES MSCI ACWI LOW CARBON TARGET ETF		12.150	12.150
**D	ISHARES CORE MSCI EUROPE ETF		113.350	113.350
**D	ISHARES EDGE MSCI INTL SIZE FACTOR ETF		213	213
**D	ISHARES INTERNATIONAL FUNDAMENTAL INDEX ETF		4.557	4.557
**D	CONNECTICUT GENERAL LIFE INSURANCE COMPANY		1.092	1.092
**D	THRIFT SAVINGS PLAN		1.423.532	1.423.532
**D	BLACKROCK CDN MSCI EAFE EQUITY INDEX FUND		165.403	165.403
**D	BLACKROCK CDN WORLD INDEX FUND		12.681	12.681
**D	BLACKROCK CDN MSCI EAFE INDEX PLUS FUND		3.346	3.346
**D	BLACKROCK CDN GLOBAL INFRASTRUCTURE EQUITY INDEX FUND		495.103	495.103
**D	BLACKROCK INDEX FUNDS INC.-BLACKROCK INTERNATIONAL INDEX FUND		337.294	337.294
**D	BLACKROCK UTILITY AND INFRASTRUCTURE TRUST		397.024	397.024
**D	ACWI EX-US INDEX MASTER PORTFOLIO OF MASTER INVESTMENT PTF		23.080	23.080

Assemblea Ordinaria del 20 aprile 2018

LISTA ESITO DELLE VOTAZIONE
Oggetto: Nomina del Collegio Sindacale

FAVOREVOLI alla LISTA 2

Badge	Ragione Sociale	Proprio	Delega	Totale
**D	RUSSELL DEVELOPED EX-U.S. LARGE CAP INDEX FUND B		3.733	3.733
**D	MSCI EQUITY INDEX FUND B-ITALY	227.438		227.438
**D	EURO EX-UK ALPHA TITLS FUND B		6.675	6.675
**D	BGI MSCI EUROPE EQUITY INDEX FUND B	133.475		133.475
**D	BGI MSCI EAFE EQUITY INDEX NON-LENDABLE FUND B	127.092		127.092
**D	BGI MSCI EMU IMI INDEX FUND B		393	393
**D	DEVELOPED EX-FOSSIL FUEL INDEX FUND B		2.655	2.655
**D	BLACKROCK MSCI EUROPE EQUITY ESG SCREENED INDEX FUND B		364	364
**D	BLACKROCK MSCI WORLD EQUITY ESG SCREENED INDEX FUND B	46.866		46.866
**D	RUSSELL DEVELOPED LARGE CAP EM GEOEXPOSURE INDEX FUND B	21.045		21.045
**D	EUROPEEX-CONTROVERSIAL WEAPONS EQUITY INDEX FUND B	38.684		38.684
**D	PROXY TEAM PARAMETRIC PORTFOLIO ASSOCIATES		2.397	2.397
**D	TEACHERS' RETIREMENT SYSTEM OF THE STATE OF ILLINOIS	64.502		64.502
**D	IBM 401K PLUS PLAN	84.619		84.619
**D	STATE OF ALASKA RETIREMENT AND BENEFITS PLANS	19.494		19.494
**D	COLLEGE RETIREMENT EQUITIES FUND	502.828		502.828
**D	TIIA-CREF INTERNATIONAL EQUITY INDEX FUND	364.563		364.563
**D	RUSSELL INVESTMENT COMPANY - RUSSELL INTERN DEVELOPED MKT F	34.036		34.036
**D	BRIGHTHOUSE FUNDS TRUST II - METLIFE MSCI EAFE INDEX PTF	30.871		30.871
**D	STATE OF MINNESOTA	201.700		201.700
**D	RUSSELL INVESTMENT FUNDS INTERNATIONAL DEVELOPED MARKETS FUND	3.171		3.171
**D	SPDR MSCI ACWI EX-US ETF	70.855		70.855
**D	SPDR S+P INTERNATIONAL DIVIDEND ETF	545.720		545.720
**D	SPDR S&P GLOBAL INFRASTRUCTURE ETF	309.087		309.087
**D	SPDR S&P WORLD (EX-US) ETF	52.228		52.228
**D	RUSSELL INVESTMENT COMPANY II PLC	21.516		21.516
**D	CONSOLIDATED EDISON RETIREMENT PLAN	41.829		41.829
**D	THE UNIVERSAL INSTITUTIONAL FUNDS, INC. GLOBAL INFRASTR PTF	66.896		66.896
**D	MORGAN STANLEY INSTITUTIONAL FD TR - GLOBAL STRATEGIST PTF	26.617		26.617
**D	THE UNIVERSAL INST F INC - GLOBAL STRATEGIST PORTFOLIO	9.732		9.732
**D	ONTARIO TEACHERS PENSION PLAN BOARD	199.871		199.871
**D	COMMON TRUST ITALY FUND	437.090		437.090
**D	STATE STREET TOTAL RETURN V.I.S. FUND	13.697		13.697
**D	ISHARES PUBLIC LIMITED COMPANY	1.242.242		1.242.242
**D	ISHARES II PUBLIC LIMITED COMPANY	962.588		962.588
**D	ISHARES V PUBLIC LIMITED COMPANY	18.751		18.751
**D	ISHARES III PUBLIC LIMITED COMPANY	175.152		175.152
**D	ISHARES IV PUBLIC LIMITED COMPANY	94.385		94.385
**D	ISHARES V PUBLIC LIMITED COMPANY	10.641		10.641
**D	ISHARES VI PUBLIC LIMITED COMPANY	399.623		399.623
**D	ISHARES VII PLC	40.742		40.742
**D	BLACKROCK MIM DE FOR ISHS DJ EUROZONE SUST SCR. UCITS ETF (DE)	173.094		173.094
**D	BLACKROCK IAM DE FOR ISHARES EURO STOXX UCITS ETF (DE)	40.742		40.742
**D	BLACKROCK IAM DE FOR ISHS EURO STOXX SELECT DIV 30 UCITS ETF DE	173.094		173.094

Pagina 31

Azionisti 1.558 Teste: 2
Azionisti in proprio: 1 Azionisti in delega: 1.557



Assemblea Ordinaria del 20 aprile 2018

LISTA ESITO DELLE VOTAZIONE
 Oggetto: Nomina del Collegio Sindacale

FAVOREVOLI alla LISTA 2

Badge	Ragione Sociale	Proprio	Delega	Totale
**D	BLACKROCK AM DE FOR ISHS STOXX EUROPE LARGE 200 UCITS ETF (DE)		4.873	4.873
**D	ISHARES I INV MIT TGV F ISHS ST EUR600 IND.GOODS+SER.UCITS ETF		73.154	73.154
**D	BLACKROCK AM DE FOR ISHARES STOXX EUROPE 600 UCITS ETF (DE)		391.817	391.817
**D	MONETARY AUTHORITY OF SINGAPORE		4.361	4.361
**D	BLACKROCK AM SCHWEIZ AG OBO BIFS WORLD EX SWITZ EQ INDEX FUND		9.113	9.113
**D	PACE INTERNATIONAL EQUITY INVESTMENTS		9.708	9.708
**D	MANAGED PENSION FUNDS LIMITED		313.742	313.742
**D	ABBEY LIFE ASSURANCE COMPANY LIMITED		279.378	279.378
**D	SCOTTISH WIDOWS OVERSEAS GROWTH INV F ICVC - EURO GROWTH F		331.782	331.782
**D	STATE STREET TRUSTEES LTD ATF ABERDEEN CAPITAL TRUST		59.759	59.759
**D	SCOTTISH WIDOWS INV SOLUTIONS F ICVC- EUROPEAN (EX UK) EQ FD		134.739	134.739
**D	THE TRUSTEES OF CONOCOPHILLIPS PENSION PLAN		9.630	9.630
**D	FAMILY INVESTMENTS CHILD TRUST FUND		14.769	14.769
**D	FAMILY INVESTMENTS GLOBAL ICVC FAMILY BALANCED INT FUND		11.226	11.226
**D	HSBC AS TRUSTEE FOR SSGA EUROPE EX UK EQUITY TRACKER FUND		421.437	421.437
**D	BNY MELLON TR+DEP ATF ST. JAMES'S PLACE GLOBAL EQ UNIT TR		114.130	114.130
**D	CUMBRIA LOCAL GOVERNMENT PENSION SCHEME		51.987	51.987
**D	FP RUSSELL INVESTMENTS ICVC-FP RUSSELL INV INT GROWTH ASSTS FD		2.222	2.222
**D	OMNIS MANAGED INVESTMENTS ICVC - OMNIS MULTI-ASSET INCOME FUND		118.809	118.809
**D	AL MEHWAR COMMERCIAL INVESTMENTS LLC		506.266	506.266
**D	ALLIANZ UK+EUROPEAN INV FDS-ALLIANZ EUROPEAN EQUITY INCOME FD		11.497	11.497
**D	HBOS INTERNATIONAL INV FUNDS ICVC- EUROPEAN FUND		125.542	125.542
**D	STICHTING PENSIOENFONDS CHEMOURS NEDERLAND		3.506	3.506
**D	STICHTING TRUST F AND C UNHEDGE		38.767	38.767
**D	THE TRUSTEES OF GOLDMAN SACHS UK RETIREMENT PLAN		1.715	1.715
**D	ST GEN RESERVE F OF THE MINISTRY FINANCE OF SULTANATE OF OMAN		17.278	17.278
**D	ABERDEEN INV FUNDS UK ICVC II-ABERDEEN EUR EQ ENHANCED INDEXF		48.061	48.061
**D	STICHTING PHILIPS PENSIOENFONDS		65.201	65.201
**D	BAHRAIN MUMTALAKAT HOLDING COMPANY		26.035	26.035
**D	VANGUARD INV FDS ICVC-VANG FTSE DEV WOR LD EX - UK EQT IND FD		79.031	79.031
**D	VANGUARD INV F ICVC-VANGUARD FTSE DEV EUROPE EX-UK EQ INDEX F		165.676	165.676
**D	VANGUARD INV FUNDS ICVC-VANGUARD FTSE GLOB ALL CAP IND FUND		672	672
**D	SCOTTISH WID INV SOLS F ICVC - FDAMNTL LOW VOL IND GLO EQT F		51.233	51.233
**D	SCOTTISH WIDOWS INV SOL F ICVC- FUNDAMENTAL INDEX GLB EQ F		62.076	62.076
**D	RUSSELL INVESTMENTS GLOBAL OPPORTUNITIES FUND		27.989	27.989
**D	STATE STREET INTERNATIONAL EQUITIES INDEX TRUST		19.790	19.790
**D	SPDR S+P WORLD EX AUSTRALIA FUND		1.426	1.426
**D	SPDR S+P GLOBAL DIVIDEND FUND		40.155	40.155
**D	ARGO GLOBAL LISTED INFRASTRUCTURE LIMITED		128.204	128.204
**D	RUSSELL INVESTMENTS LOW CARBON GLOBAL SHARES FUND		2.846	2.846
**D	CHRISTIAN SUPER		1.178	1.178
**D	CHRISTIAN SUPER		1.945	1.945
**D	EMERGENCY SERVICES SUPERANNUATION SCHEME		1.869	1.869

Azionisti: 1.558 Teste: 2
 Azionisti in proprio: 1 Azionisti in delega: 1.557

Assemblea Ordinaria del 20 aprile 2018

LISTA ESITO DELLE VOTAZIONE
Oggetto: Nomina del Collegio Sindacale

FAVOREVOLI alla LISTA 2

Badge	Ragione Sociale	Proprio	Delega	Totale
**D	FIRST STATE SUPERANNUATION SCHEME		61.297	61.297
**D	RUSSELL INVESTMENTS GLOBAL LISTED INFRASTRUCTRE FUND - HEDGED		295.811	295.811
**D	VANECK VECTORS FTSE GLOBAL INFRASTRUCTURE (HEDGED) ETF		63.200	63.200
**D	LAZARD GLOBAL LISTED INFRASTRUCTURE FUND		2.553.948	2.553.948
**D	STATE STREET INT EQTS INDEX TRUST EX TOBACCO EX CONTR WEAPONS		502	502
**D	LAZARD GLOBAL EQUITY FRANCHISE FUND		67.206	67.206
**D	QSUPER		18.798	18.798
**D	AXA IM ACWI SMARTBETA EQUITY FUND		2.500	2.500
**D	SUNSUPER SUPERANNUATION FUND		25.009	25.009
**D	UBS IQ MSCI WORLD EX AUSTRALIA ETHICAL ETF		418	418
**D	UBS IQ MSCI EUROPE ETHICAL ETF		393	393
**D	CANADA PENSION PLAN INVESTMENT BOARD		291	291
**D	THE TRUSTEES OF BP PENSION FUND		105.243	105.243
**D	KAPITALFORENINGEN INVESTIN PRO - GLOBAL SMID CAP MARKET NEUTRAL EQUITY		3.903	3.903
**D	FLOURISH INVESTMENT CORPORATION		249.115	249.115
**D	FLOURISH INVESTMENT CORPORATION		176.823	176.823
**D	PEOPLE'S BANK OF CHINA		608.230	608.230
**D	FLOURISH INVESTMENT CORPORATION		32.457	32.457
**D	PEOPLE'S BANK OF CHINA		81.844	81.844
**D	AMERGEN CLINTON NUCLEAR POWER PLANT NONQUALIFIED FUND		1.302	1.302
**D	COMBUSTION ENGINEERING 524(G) ASBESTOS PI TTRUST		882	882
**D	CHILDREN'S HEALTHCARE OF ATLANTA, INC.		78.519	78.519
**D	CHURCH OF ENGLAND INVESTMENT FUND FOR PENSIONS		9.659	9.659
**D	EXELON FITZPATRICK NONQUALIFIED FUND		4.360	4.360
**D	EXELON FITZPATRICK QUALIFIED FUND		290	290
**D	FORD MOTOR COMPANY DEFINED BENEFIT MASTER TRUST		10.562	10.562
**D	FORD MOTOR COMPANY DEFINED BENEFIT MASTER TRUST		5.939	5.939
**D	HUBBELL INCORPORATED MASTER PENSION TRUST		29.527	29.527
**D	JTW TRUST NO. 3 UAD 9/19/02		2.315	2.315
**D	JTW TRUST NO. 1 UAD 9/19/02		1.591	1.591
**D	JTW TRUST NO. 4 UAD 9/19/02		2.817	2.817
**D	JTW TRUST NO. 2 UAD 9/19/02		2.039	2.039
**D	JTW TRUST NO. 5 UAD 9/19/02		710	710
**D	NOVANT HEALTH INC		11.514	11.514
**D	STATE OF UTAH, SCHOOL AND INSTITUTIONAL TRUST FUNDS		13.079	13.079
**D	1999 VOL EMPL BEN ASS NON-REPR EMPL OF SOUT CAL EDISON CO		981	981
**D	NEW TESTAMENTARY TRUST NO 3		2.073	2.073
**D	NEW TESTAMENTARY TRUST NO 1		2.573	2.573
**D	NEW TESTAMENTARY TRUST NO 2 UAD 01/17/03		1.676	1.676
**D	NEW TESTAMENTARY TRUST NO. 10		998	998
**D	NEW TESTAMENTARY TRUST NO 1 UAD 01/17/03		2.382	2.382
**D	NEW TESTAMENTARY TRUST NO. 11		2.568	2.568
**D	NEW TESTAMENTARY TRUST NO 6		3.336	3.336



Assemblea Ordinaria del 20 aprile 2018

LISTA ESITO DELLE VOTAZIONE
Oggetto: Nomina del Collegio Sindacale

FAVOREVOLI alla LISTA 2

Badge	Ragione Sociale	Proprio	Delega	Totale
**D	HRW TESTAMENTARY TRUST NO 4		2.041	2.041
**D	HRW TESTAMENTARY TRUST NO. 9		3.101	3.101
**D	HRW TESTAMENTARY TRUST NO. 8		2.472	2.472
**D	HRW TESTAMENTARY TRUST NO. 2		1.679	1.679
**D	HRW TESTAMENTARY TRUST NO. 7		2.729	2.729
**D	HRW TRUST NO 4 UAD 01/17/03		1.152	1.152
**D	HRW TESTAMENTARY TRUST NO 5		2.158	2.158
**D	HRW TESTAMENTARY TRUST NO. 12		3.451	3.451
**D	HRW TRUST NO 3 UAD 01/17/03		1.152	1.152
**D	EXELON CORPORATION NUCLEAR DECOMMISSION TRUST - NON TAX QUAL		327	327
**D	SPARTAN GROUP TRUST FOR EMPLOYEE BENEFIT PLANS		39.413	39.413
**D	BEAT DRUGS FUND ASSOCIATION		771	771
**D	HONG KONG SAR GOVERNMENT EXCHANGE FUND		435.579	435.579
**D	HONG KONG SAR GOVERNMENT EXCHANGE FUND		71.329	71.329
**D	ATIVO INTERNATIONAL EQUITY FUND LP		21.600	21.600
**D	CARNELIAN INVESTMENT MANAGEMENT LLC		14.733	14.733
**D	STATES OF JERSEY COMMON INVESTMENT FUND		2.351	2.351
**D	CENTERSQUARE INVESTMENT MANAGEMENT LLC		4.280	4.280
**D	DYNASTY INVEST, LTD		813	813
**D	DFI LP EQUITY (PASSIVE)		461	461
**D	FIDDLER PARTNERS LLC		617	617
**D	INTERNATIONAL EXPATRIATE BENEFIT MASTER TRUST		2.334	2.334
**D	INTERNATIONAL EQUITY FUND		6.209	6.209
**D	THE JBUT MASTER INVESTMENT PARTNERSHIP LLP		1.221	1.221
**D	NTGI-QM COMMON DAILY EAFE INDEX FUND - NON LENDING		39.459	39.459
**D	LAKE AVENUE INVESTMENTS, LLC		15.437	15.437
**D	LEGAL & GENERAL MSCI EAFE FUND, LLC		16.871	16.871
**D	LTW GROUP HOLDINGS, LLC		5.157	5.157
**D	LTW INVESTMENTS LLC		9.311	9.311
**D	LUNA LLC		409	409
**D	LOY PARTNERSHIP, LLC		3.038	3.038
**D	MF INTERNATIONAL FUND LLC		805	805
**D	OHANA HOLDINGS LLC		53.700	53.700
**D	OMEGA FFIP LIMITED PARTNERSHIP		1.398	1.398
**D	CINDY SPRINGS, LLC		2.710	2.710
**D	NTGI-QM COMMON DAILY ALL COUNWD EX-US INV MKT INDEX F NONLEND		10.335	10.335
**D	RDM LIQUID LLC		3.494	3.494
**D	ROTHKO ALL COUNTY WORLD EX-US EQUITY FUND LP		542	542
**D	RAMI PARTNERS, LLC		7.168	7.168
**D	MS FUND LP		7.321	7.321
**D	FCM INTERNATIONAL LLC		589	589
**D	SHIMODA HOLDINGS, LLC		683	683
**D	ZOMA CAPITAL LLC		702	702

Azionisti: 1.558 Teste: 2
 Azionisti in proprio: 1 Azionisti in delega: 1.557

Assemblea Ordinaria del 20 aprile 2018

LISTA ESITO DELLE VOTAZIONE
Oggetto: Nomina del Collegio Sindacale

FAVOREVOLI alla LISTA 2

Badge	Ragione Sociale	Proprio	Delega	Totale
**D	FORTRESS INTERNATIONAL EQUITY PARTNERSHIP "C"		2.981	2.981
**D	INTERNATIONAL MONETARY FUND RETIRED STAFF BENEFITS INVESTMENT		4.025	4.025
**D	LEGAL & GENERAL MSCI EAFE SL FUND, LLC		16.054	16.054
**D	NTGI-QM COMMON DAILY EAFE INDEX FUND - LENDING		34.718	34.718
**D	NTGI - QM COMM DAILY ALL COUNTRY WD EX-US EQ INDEX F - LEND		20.637	20.637
**D	INTERNATIONAL MONETARY FUND STAFF RETIREMENT PLAN		17.437	17.437
**D	INTERNATIONAL MONETARY FUND STAFF RETIREMENT PLAN.		126.641	126.641
**D	INTERNATIONAL MONETARY FUND STAFF RETIREMENT PLAN		6.352	6.352
**D	UNIT NAT RELIEF AND WORKS AG FOR PALEST REF IN THE NEAR EAST		2.256	2.256
**D	NATIONAL COUNCIL FOR SOCIAL SECURITY FUND, P.R.C		1.750	1.750
**D	NATIONAL COUNCIL FOR SOCIAL SECURITY FUND, P.R.C		30.374	30.374
**D	NATIONAL COUNCIL FOR SOCIAL SECURITY FUND, P.R.C		26.165	26.165
**D	NGEE ANN POLYTECHNIC		132	132
**D	NATIONAL COUNCIL FOR SOCIAL SECURITY FUND, P.R.C		68.455	68.455
**D	CHEVRON MASTER PENSION TRUST		13.551	13.551
**D	FIDELITY SALEM STREET TRUST: FIDELITY FLEX INTERN INDEX FUND		279	279
**D	FIDELITY SALEM STREET TRUST FIDELITY SERIES GLOBAL EX U.S. INDEX FUND		114.860	114.860
**D	THE PARTNERS FUND		90.000	90.000
**D	ASHMORE GLOBAL CONSOLIDATION & RECOVERY		983	983
**D	HAGFORS LIMITED		6.469	6.469
**D	NEW ZEALAND SUPERANNUATION FUND		149.396	149.396
**D	COMMONWEALTH SUPERANN CORP ATF ARIA INVESTMENTS TR		35.227	35.227
**D	ACT CHIEF MINISTER, TREAS AND ECO DEV DIR SUPERANN PROV ACC		12.625	12.625
**D	ENERGY INVESTMENT FUND		199.983	199.983
**D	QIC INTERNATIONAL EQUITIES FUND		1.362	1.362
**D	MAGELLAN INFRASTRUCTURE FUND (UNHEDGED)		833.903	833.903
**D	GOVERNMENT EMPLOYEES SUPERANNUATION BOARD		95.216	95.216
**D	MAGELLAN INFRASTRUCTURE FUND (CURRENCY HEDGED)		202.563	202.563
**D	MERCER PASSIVE INTERNATIONAL SHARES FUND		12.054	12.054
**D	PARTNERS GROUP GLOBAL MULTI-ASSET FUND		11.500	11.500
**D	QUEENSLAND INVESTMENT TRUST NO.2		5.946	5.946
**D	MAGELLAN CORE INFRASTRUCTURE FUND		102.357	102.357
**D	MAGELLAN INFRASTRUCTURE FUND		1.923.682	1.923.682
**D	NORTHERN FUNDS INTERNATIONAL GROWTH EQUITY FUND		21.123	21.123
**D	CLEARWATER INTERNATIONAL FUND		18.890	18.890
**D	EXELOR 1998 TRUST		326	326
**D	EXELOR REACH BOTTOM UNIT 1 QUALIFIED FUND		516	516
**D	EXELOR OF IDAHO ENDOWMENT FUND INVESTMENT BOARD		1.406	1.406
**D	MICHIGAN CATHOLIC CONFERENCE MASTER PENSION TRUST		1.661	1.661
**D	NORTHERN MULTI MANAGER GLOBAL LISTED INFRASTRUCTURE FUND		2.156.216	2.156.216
**D	MICHIGAN CATHOLIC CONFERENCE		563	563
**D	NORTHERN FUNDS - INTERNATIONAL EQUITY INDEX FUND		186.795	186.795
**D	CREEK NUCLEAR GENERATING STATION QUALIFIED FUND		1.445	1.445



Assemblea Ordinaria del 20 aprile 2018

LISTA ESITO DELLE VOTAZIONE
Oggetto: Nomina del Collegio Sindacale

FAVOREVOLI alla LISTA 2

Badge	Ragione Sociale	Proprio	Delega	Totale
**D	MASTER TR AGREE BETWEEN PFIZER INC AND THE NORTHERN TR CO.		6.461	6.461
**D	PLEIADES TRUST		1.961	1.961
**D	PRESBYTERIAN CHURCH (USA) FOUNDATION		4.678	4.678
**D	NORTHERN TRUST GLOBAL INVESTMENTS COLLECTIVE FUNDS TRUST		798.004	798.004
**D	ST. JOSEPH HEALTH SYSTEM		1.489	1.489
**D	VOL EMPL BEN ASS OF THE NON-REPR EMPL OF SOUT CAL EDISON CO		1.633	1.633
**D	THE TRUSTEES OF THE HENRY SMITH CHARITY		17.201	17.201
**D	TRINITY COLLEGE CAMBRIDGE		1.634	1.634
**D	USAA MASTER TRUST (PENSION AND RSP)		2.721	2.721
**D	BANNER HEALTH		8.643	8.643
**D	CSAA INSURANCE EXCHANGE		20.228	20.228
**D	A.I.DUPONT TESTAMENTARY TRUST		10.556	10.556
**D	STICHTING INSTITUUT GAK		1.230	1.230
**D	GUIDE STONE FUNDS INTERNATIONAL EQUITY INDEX FUNDS		4.528	4.528
**D	GENERAL PENSION AND SOCIAL SECURITY AUTHORITY		13.972	13.972
**D	GEORGIA TECH FOUNDATION, INC.		1.229	1.229
**D	LOS ANGELES CITY EMPLOYEES RETIREMENT SYSTEM		45.070	45.070
**D	CITY OF LOS ANGELES FIRE AND POLICE PENSION PLAN		24.265	24.265
**D	CITY OF LOS ANGELES FIRE AND POLICE PENSION PLAN		4.500	4.500
**D	LOCKHEED MARTIN CORPORATION MASTER RETIREMENT TRUST		11.275	11.275
**D	MONTGOMERY COUNTY EMPLOYEES' RETIREMENT SYSTEM		4.509	4.509
**D	UNITED MINE WORKERS OF AMERICA 1974 PENSION TRUST		17.359	17.359
**D	STATE UNIVERSITIES RETIREMENT SYSTEM		83.600	83.600
**D	UTAH STATE RETIREMENT SYSTEMS		78.770	78.770
**D	WYOMING RETIREMENT SYSTEM		4.694	4.694
**D	FORD MOTOR COMPANY OF CANADA, LIMITED PENSION TRUST		4.904	4.904
**D	HSBC INTERNATIONAL EQUITY POOLED FUND		14.288	14.288
**D	HALIFAX REGIONAL MUNICIPALITY MASTER TRUST		4.544	4.544
**D	OPSEU PENSION PLAN TRUST FUND		10.771	10.771
**D	FUTURE FUND BOARD OF GUARDIANS FOR AND OBO THE MED RES FUT FD		59.257	59.257
**D	IBM DIVERSIFIED GLOBAL EQUITY FUND		12.091	12.091
**D	NATIONAL WESTMINSTER BANK PLC AS TR OF JUPITER EUROP INC F		97.281	97.281
**D	LORD MAYORS CHARITABLE FUND		429	429
**D	THE BANK OF IRELAND STAFF PENSIONS FUND		162.912	162.912
**D	STICHTING HEINEKEN PENSIOENFONDS		33.841	33.841
**D	THE TRUSTESS OF IBM PENSION PLAN		10.217	10.217
**D	THE BOARD OF THE PENSION PROTECTION FUND		5.142	5.142
**D	STICHTING PENSIOENFONDS IBM NEDERLAND		2.765	2.765
**D	STICHTING PENSIOENFONDS SAGITTARIUS		14.623	14.623
**D	WHEELS COMMON INVESTMENT FUND		14.224	14.224
**D	WHEELS COMMON INVESTMENT FUND		1.182	1.182
**D	LOTHIAN PENSION FUND		58.957	58.957
**D	THE TRUSTEES OF SUPERANN ARRANGEMENTS OF THE UNI OF LONDON		931	931

Azionisti: 1.558 Teste: 2
 Azionisti in proprio: 1 Azionisti in delega: 1.557

Assemblea Ordinaria del 20 aprile 2018

LISTA ESITO DELLE VOTAZIONE
Oggetto: Nomina del Collegio Sindacale

FAVOREVOLI alla LISTA 2

Badge	Ragione Sociale	Proprio	Delega	Totale
**D	STICHTING FONDOS VAN DE METALEKTRO (PME)		16.748	16.748
**D	NORTHERN TRUST UCITS COMMON CONTRACTUAL FUND		164.073	164.073
**D	PUBLIC EMPLOYEES RETIREMENT ASSOCIATION OF COLORADO		116.279	116.279
**D	COMMONWEALTH GLOBAL LISTED INFRASTRUCTURE FUND 7		170.970	170.970
**D	COLONIAL FIRST STATE INVESTMENT FUND 50		12.740	12.740
**D	COMMONWEALTH GLOBAL LISTED INFRASTRUCTURE FUND 6		933.070	933.070
**D	COMMONWEALTH GLOBAL LISTED INFRASTRUCTURE FUND 4		155.878	155.878
**D	COLONIAL FIRST STATE WHOLESALE GLOBAL LISTED INFR SEC F	1.166.469		1.166.469
**D	COLONIAL FIRST STATE WHOLESALE INDEXED GLOBAL SHARE FUND	20.637		20.637
**D	COMMONWEALTH GLOBAL SHARE FUND 29		142	142
**D	HSBC UCITS COMMON CONTRACTUAL FUND		658	658
**D	PREMIER ENERGY AND WATER TRUST PLC		90.000	90.000
**D	MUNICIPAL EMPLOYEES' ANNUITY AND BENEFIT FUND OF CHICAGO		4.446	4.446
**D	LEGAL & GENERAL GLOBAL EQUITY INDEX FUND		2.117	2.117
**D	NAT WEST BK AS TRUSTEE OF LEGAL & GENERAL EUROPEAN INDEX TR	325.295		325.295
**D	NAT WEST BK PLC AS TRUSTEE OF THE LEGAL & GENERAL INT IND TR	27.205		27.205
**D	PREMIER GLOBAL UTILITIES INCOME FUND		54.000	54.000
**D	SSGA GROSS ROLL UP UNIT TRUST		16.282	16.282
**D	MFG INVESTMENT FUND PLC		70.676	70.676
**D	KLEINWORT BENSON INVESTORS INSTITUTIONAL FUND PLC		661	661
**D	LEGAL & GENERAL ICAV		6.494	6.494
**D	NORTHERN TRUST INVESTMENT FUNDS PUBLIC LIMITED COMPANY		19.356	19.356
**D	LEGAL & GENERAL FUTURE WORLD EQUITY FACTORS INDEX FUND		3.722	3.722
**D	LEGAL & GENERAL GLOBAL INFRASTRUCTURE INDEX FUND		27.291	27.291
**D	LEGAL & GENERAL AUTHORISED CONTRACTUAL SCHEME		2.011	2.011
**D	BLACKROCK AUTHORISED CONTRACTUAL SCHEME I	407.160		407.160
**D	BLACKROCK AUTHORISED CONTRACTUAL SCHEME 1	16.601		16.601
**D	BRITISH COLUMBIA INVESTMENT MANAGEMENT CORPORATION		108.281	108.281
**D	STATE TEACHERS RETIREMENT SYSTEM OF OHIO		438.173	438.173
**D	ILLINOIS STATE BOARD OF INVESTMENT		42.960	42.960
**D	BANCO NACIONAL DE PANAMA, ACTING AS TRUSTEE OF THE FIDEICOMISO DE FONDO DE AHORRO DE PANAMA		1.900	1.900
**D	LGPS CENTRAL AUTHORISED CONTRACTUAL SCHEME		133.000	133.000
**D	STICHTING FONDS 1818 TOT NUT VAN HET ALGEMEEN		914	914
**D	KOMMUNAL LANDSPENSJONSKASSE GJENSIDIG FORSIKRINGSSSELSKAP		35.799	35.799
**D	STICHTING BEDRIJFST VOOR HET SCHOONMAAK EN GLAZ		14.818	14.818
**D	SAARDEN AP-FONDEN		180.901	180.901
**D	STICHTING BEDRIJFST VOOR HET BEROEPSVERVOER OVER DE WEG		33.903	33.903
**D	DE LA DEPOSITARY AND MANAGEMENT		1.390	1.390
**D	STICHTING PENSIOENFONDS ING		47.653	47.653
**D	ARBEIDSMARKEDETS TILLAEGSPENSION		383.365	383.365
**D	VERDRIPPERFONDET KLP AKSJEGLOBAL INDEX 1		57.877	57.877
**D	VERDRIPPERFONDET KLP AKSJEEUROPA INDEKS 1		27.743	27.743
**D	VERDRIPPERFONDET KLP AKSJEGLOBAL LAVBETA I		375.802	375.802



Assemblea Ordinaria del 20 aprile 2018

LISTA ESITO DELLE VOTAZIONE
Oggetto: Nomina del Collegio Sindacale

FAVOREVOLI alla LISTA 2

Badge	Ragione Sociale	Proprio	Delega	Totale
**D	NORTHERN TRUST UCITS FGR FUND		86.910	86.910
**D	ANDRA AP-FONDEN		51.063	51.063
**D	ROBECO INSTITUTIONAL UMBRELLA FUND		5.489	5.489
**D	MEDIOLANUM GESTIONE FONDI SGR - FLESSIBILE FUTURO ITALIA		800.000	800.000
**D	FIDEURAM INVESTIMENTI SGR SPA-FIDEURAM ITALIA		16.000	16.000
**D	FIDEURAM INVESTIMENTI SGR SPA-PIANO AZIONI ITALIA		209.000	209.000
**D	FIDEURAM INVESTIMENTI SGR SPA-PIANO BILANCIATO ITALIA 50		91.000	91.000
**D	FIDEURAM INVESTIMENTI SGR - PIANO BILANCIATO ITALIA 30		7.000	7.000
**D	EPSILON SGR - EPSILON ALLOCAZIONE TATTICA APRILE 2020		3.688	3.688
**D	EPSILON SGR - EPSILON ALLOCAZIONE TATTICA FEBBRAIO 2020		2.881	2.881
**D	EPSILON SGR - EPSILON ALLOCAZIONE TATTICA GIUGNO 2020		2.806	2.806
**D	EPSILON SGR - EPSILON ALLOCAZIONE TATTICA NOVEMBRE 2019		1.717	1.717
**D	EPSILON SGR - EPSILON ALLOCAZIONE TATTICA SETTEMBRE 2019		2.678	2.678
**D	EPSILON SGR - EPSILON DLONGRUN		128	128
**D	EPSILON SGR - EPSILON FLESSIBILE AZIONI EURO APRILE 2021		2.234	2.234
**D	EPSILON SGR - EPSILON FLESSIBILE AZIONI EURO FEBBRAIO 2021		5.415	5.415
**D	EPSILON SGR - EPSILON FLESSIBILE AZIONI EURO GIUGNO 2021		1.576	1.576
**D	EPSILON SGR - EPSILON FLESSIBILE AZIONI EURO NOVEMBRE 2020		18.534	18.534
**D	EPSILON SGR - EPSILON FLESSIBILE AZIONI EURO SETTEMBRE 2020		25.041	25.041
**D	EPSILON SGR - EPSILON MULTIASET 3 ANNI DICEMBRE 2019		14.231	14.231
**D	EPSILON SGR - EPSILON MULTIASET 3 ANNI LUGLIO 2020		4.218	4.218
**D	EPSILON SGR - EPSILON MULTIASET 3 ANNI MAGGIO 2020		8.584	8.584
**D	EPSILON SGR - EPSILON MULTIASET 3 ANNI MARZO 2020		6.741	6.741
**D	EPSILON SGR-EPSILON MULTIASET VALORE GLOBALE DICEMBRE 2021		6.210	6.210
**D	EPSILON SGR - EPSILON MULTIASET VALORE GLOBALE GIUGNO 2021		15.840	15.840
**D	EPSILON SGR - EPSILON MULTIASET VALORE GLOBALE LUGLIO 2022		4.435	4.435
**D	EPSILON SGR - EPSILON MULTIASET VALORE GLOBALE MAGGIO 2022		5.613	5.613
**D	EPSILON SGR - EPSILON MULTIASET VALORE GLOBALE MARZO 2022		3.124	3.124
**D	EPSILON SGR-EPSILON MULTIASET VALORE GLOBALE SETTEMBRE 2021		7.022	7.022
**D	EPSILON SGR - EPSILON QRETURN		9.595	9.595
**D	EURIZON CAPITAL SGR - MULTIASET STRATEGIA FLESSIBILE 06/23		13.343	13.343
**D	EURIZON CAPITAL SGR - MULTIASET REDDITO 10/2022		43.893	43.893
**D	EURIZON CAPITAL SGR - MULTIASET REDDITO 12/2022		15.540	15.540
**D	EURIZON CAPITAL SGR - EURIZON CEDOLA ATTIVA TOP LUGLIO 2021		8.368	8.368
**D	EURIZON CAPITAL SGR - EURIZON CEDOLA ATTIVA TOP OTTOBRE 2021		3.627	3.627
**D	EURIZON CAPITAL SGR -MULTIASET REDDITO OTTOBRE 2019		47.638	47.638
**D	EURIZON CAPITAL SGR - CEDOLA ATTIVA TOP DICEMBRE 2021		3.921	3.921
**D	EURIZON CAPITAL SGR - MULTIASET REDDITO DICEMBRE 2019		21.406	21.406
**D	EURIZON CAPITAL SGR - EURIZON CEDOLA ATTIVA TOP MAGGIO 2021		7.535	7.535
**D	EURIZON CAPITAL SGR - EURIZON MULTIASET REDDITO APRILE 2021		12.036	12.036
**D	EURIZON CAPITAL SGR -GLOBAL MULTIASET SELECTION 09/22		20.400	20.400
**D	EURIZON CAPITAL SGR - EURIZON CEDOLA ATTIVA TOP APRILE 2022		11.170	11.170
**D	EURIZON CAPITAL SGR - EURIZON AZIONI AREA EURO		8.755	8.755

Assemblea Ordinaria del 20 aprile 2018

LISTA ESITO DELLE VOTAZIONE
Oggetto: Nomina del Collegio Sindacale

FAVOREVOLI alla LISTA 2

Badge	Ragione Sociale	Proprio	Delega	Totale
**D	EURIZON CAPITAL SGR - MULTIASET REDDITO NOVEMBRE 2020		21.715	21.715
**D	EURIZON CAPITAL SGR - EURIZON CEDOLA ATTIVA TOP MAGGIO 2020		3.776	3.776
**D	EURIZON CAPITAL SGR - CEDOLA ATTIVA TOP NOVEMBRE 2022		15.567	15.567
**D	EURIZON CAPITAL SGR - EURIZON MULTIASET REDDITO LUGLIO 2022		37.592	37.592
**D	EURIZON CAPITAL SGR - EURIZON PROGETTO ITALIA 70		150.344	150.344
**D	EURIZON CAPITAL SGR - EURIZON TOP SELECTION DICEMBRE 2022		161.369	161.369
**D	EURIZON CAPITAL SGR - EURIZON CEDOLA ATTIVA TOP OTTOBRE 2020		4.561	4.561
**D	EURIZON CAPITAL SGR - EURIZON TOP SELECTION GENNAIO 2023		25.329	25.329
**D	EURIZON CAPITAL SGR - EURIZON CEDOLA ATTIVA TOP GIUGNO 2020		2.629	2.629
**D	EURIZON CAPITAL SGR - EURIZON CEDOLA ATTIVA TOP LUGLIO 2020		1.701	1.701
**D	EURIZON CAPITAL SGR - EURIZON MULTIASET REDDITO MARZO 2023		21.402	21.402
**D	EURIZON CAPITAL SGR - EURIZON CEDOLA ATTIVA TOP APRILE 2021		5.915	5.915
**D	EURIZON CAPITAL SGR - CEDOLA ATTIVA TOP DICEMBRE 2020		3.251	3.251
**D	EURIZON CAPITAL SGR - EURIZON MULTIASET REDDITO MARZO 2022		19.295	19.295
**D	EURIZON CAPITAL SGR - EURIZON CEDOLA ATTIVA TOP APRILE 2023		9.080	9.080
**D	EURIZON CAPITAL SGR - EURIZON MULTIASET REDDITO APRILE 2020		32.964	32.964
**D	EURIZON CAPITAL SGR - EURIZON MULTIASET REDDITO MAGGIO 2021		6.644	6.644
**D	EURIZON CAPITAL SGR - EURIZON CEDOLA ATTIVA TOP MAGGIO 2023		9.788	9.788
**D	EURIZON CAPITAL SGR - MULTIASET STRATEGIA FLESSIBILE 05/23		15.628	15.628
**D	EURIZON CAPITAL SGR - EURIZON CEDOLA ATTIVA TOP GIUGNO 2023		29.471	29.471
**D	EURIZON CAPITAL SGR - EURIZON HIGH INCOME DICEMBRE 2021		40.617	40.617
**D	EURIZON CAPITAL SGR - DISCIPLINA ATTIVA DICEMBRE 2022		10.209	10.209
**D	EURIZON CAPITAL SGR - EURIZON AZIONI ITALIA		311.691	311.691
**D	EURIZON CAPITAL SGR - DISCIPLINA ATTIVA DICEMBRE 2021		12.709	12.709
**D	EURIZON CAPITAL SGR - EURIZON MULTIASET REDDITO MAGGIO 2020		34.870	34.870
**D	EURIZON CAPITAL SGR - EURIZON CEDOLA ATTIVA TOP OTTOBRE 2023		49.993	49.993
**D	EURIZON CAPITAL SGR - MULTIASET REDDITO OTTOBRE 2021		22.697	22.697
**D	EURIZON CAPITAL SGR - EURIZON CEDOLA ATTIVA TOP MAGGIO 2022		13.136	13.136
**D	EURIZON CAPITAL SGR - EURIZON MULTIASET REDDITO GIUGNO 2020		23.030	23.030
**D	EURIZON CAPITAL SGR - EURIZON MULTIASET REDDITO GIUGNO 2021		22.961	22.961
**D	EURIZON CAPITAL SGR - EURIZON CEDOLA ATTIVA TOP GIUGNO 2022		6.881	6.881
**D	EURIZON CAPITAL SGR - EURIZON DISCIPLINA ATTIVA OTTOBRE 2021		27.120	27.120
**D	EURIZON CAPITAL SGR - MULTIASET STRATEGIA FLESSIBILE 10/2023		11.708	11.708
**D	EURIZON CAPITAL SGR - EURIZON TOP SELECTION MARZO 2023		71.604	71.604
**D	EURIZON CAPITAL SGR - EURIZON TOP SELECTION MARZO 2023		19.667	19.667
**D	EURIZON CAPITAL SGR - MULTIASET REDDITO DICEMBRE 2021		8.554	8.554
**D	EURIZON CAPITAL SGR - INCOME MULTISTRATEGY MARZO 2022		19.851	19.851
**D	EURIZON CAPITAL SGR - EURIZON TRAGUARDO 40 FEBBRAIO 2022		25.558	25.558
**D	EURIZON CAPITAL SGR - EURIZON DISCIPLINA ATTIVA MAGGIO 2022		7.321	7.321
**D	EURIZON CAPITAL SGR - EURIZON CEDOLA ATTIVA TOP OTTOBRE 2022		15.362	15.362
**D	EURIZON CAPITAL SGR - MULTIASET REDDITO OTTOBRE 2020		23.005	23.005
**D	EURIZON CAPITAL SGR - EURIZON MULTIASET REDDITO MAGGIO 2022		12.665	12.665
**D	EURIZON CAPITAL SGR - EURIZON DISCIPLINA ATTIVA MARZO 2022		15.625	15.625
**D	EURIZON CAPITAL SGR - EURIZON PIR ITALIA AZIONI			



Assemblea Ordinaria del 20 aprile 2018

LISTA ESITO DELLE VOTAZIONE
Oggetto: Nomina del Collegio Sindacale

FAVOREVOLI alla LISTA 2

Badge	Ragione Sociale	Proprio	Delega	Totale
**D	EURIZON CAPITAL SGR - EURIZON DISCIPLINA ATTIVA LUGLIO 2022		20.992	20.992
**D	EURIZON CAPITAL SGR - DISCIPLINA ATTIVA SETTEMBRE 2022		26.258	26.258
**D	EURIZON CAPITAL SGR - EURIZON PROGETTO ITALIA 40		168.228	168.228
**D	EURIZON CAPITAL SGR - EURIZON RENDITA		6.012	6.012
**D	COVEA ACTIONS RENDEMENT		503.008	503.008
**D	ING RENDEMENT EUROPE		55.000	55.000
**D	INDOSUEZ EUROPE RENDEMENT		62.895	62.895
**D	CDC AD-EUROPE		17.212	17.212
**D	IXIS EURO ACTIONS		38.289	38.289
**D	NATIXIS ACTIONS EUROPE SECTEURS		46.290	46.290
**D	FCP NATIXIS ACTIONS EUROPEENNES		39.248	39.248
**D	OPCVM SEEYOND EQUITY FACTOR INVESTING EURO		2.397	2.397
**D	ASSURDIX		57.711	57.711
**D	ATOUT EUROPE SMART BETA		791	791
**D	ATOUT EUROLAND HAUT RENDEMENT		3.610	3.610
**D	AMUNDI ETF FTSE ITALIA PIR UCITS ETF DR		40.893	40.893
**D	AMUNDI INDEX SOLUTIONS		302.463	302.463
**D	LA SAUVERGARDE		10.680	10.680
**D	GMF VIE		729.845	729.845
**D	GMF ASSURANCES		201.268	201.268
**D	MMA IARD S.A.		262.777	262.777
**D	FIDELIA ASSISTANCE		3.518	3.518
**D	ASSISTANCE PROTECTION JURIDIQUE		17.789	17.789
**D	MAAF VIE		280.934	280.934
**D	ASSURANCES BANQUE POPULAIRE IARD		12.596	12.596
**D	MAAF SANTE		10.115	10.115
**D	ACTIF CANTON CREDIT AGRICOLE		974.000	974.000
**D	ACTIF CANTON LCL		457.000	457.000
**D	SAINT HUBERT		30.943	30.943
**D	AB CFAO		3.010	3.010
**D	FCP BOURBON 4		12.624	12.624
**D	FC CARPIMKO		26.651	26.651
**D	CONCORDE 96		13.003	13.003
**D	OACET		15.310	15.310
**D	FCPE HUTCHINSON ACTIONS		5.136	5.136
**D	FCPE NATIXIS ES ACTIONS EURO		1	1
**D	IBM FRANCE		8.819	8.819
**D	FCP CARPIMKO EUROPE		31.766	31.766
**D	FCP RSI EURO P		85.269	85.269
**D	FCP ICARE		6.636	6.636
**D	AGIRA RETRAITE DIVERSIFIE		5.505	5.505
**D	FCP AMUNDI HORIZON		27.766	27.766
**D	FCP PORTFOLIO LCR ACTIONS		6.582	6.582


Assemblea Ordinaria del 20 aprile 2018

LISTA ESITO DELLE VOTAZIONE
Oggetto: Nomina del Collegio Sindacale

FAVOREVOLI alla LISTA 2

Badge	Ragione Sociale	Proprio	Delega	Totale
**D	EIS - MULTIASSET RISK OVERLAY		5.181	5.181
**D	EIS - EURO EQUITY INSURANCE CAPITAL LIGHT		63.007	63.007
**D	EIS - FLEXIBLE EQUITY STRATEGY 2		136.194	136.194
**D	EPF - ENHANCED CONSTANT RISK CONTRIBUTION		4.912	4.912
**D	EUF-EQUITY ITALY		96.880	96.880
**D	EPF-Q-FLEXIBLE		57.709	57.709
**D	EUF-EQUITY EURO LTE		1.100	1.100
**D	EUF-EQUITY ITALY SMART VOLATILITY		35.143	35.143
**D	ISE-VALORE CEDOLA GLOBALE - 02/2015		58.015	58.015
**D	ISE-GLOBAL DIVERSIFIED ALLOCATION - 02/2015		30.450	30.450
**D	ISE - VALORE CEDOLA GLOBALE - 04/2015		23.748	23.748
**D	ISE - GLOBAL DYNAMIC MULTITRENDER - 06/2015		9.958	9.958
**D	ISE - VALORE CEDOLA GLOBALE - 07/2015		13.707	13.707
**D	ISE - VALORE CEDOLA GLOBALE - 09/2015		13.855	13.855
**D	ISE - GLOBAL INCOME MULTITRENDER - 09/2015		8.577	8.577
**D	ISE - MULTIASSET CEDOLA GLOBALE - 12/2015		16.009	16.009
**D	ISE - DYNAMIC INCOME MULTITRENDER - 01/2016		6.868	6.868
**D	ISE - MULTIASSET CEDOLA GLOBALE - 02/2016		19.041	19.041
**D	ISE - MULTIASSET ABSOLUTE 3 ANNI - 04/2016		34.114	34.114
**D	ISE - MULTIASSET ABSOLUTE 3 ANNI - 07/2016		30.978	30.978
**D	EPF - ABSOLUTE Q-MULTISTRATEGY		6.041	6.041
**D	EUF - MULTIASSET INCOME		29.101	29.101
**D	EUF - AZIONI STRATEGIA FLESSIBILE		1.462.603	1.462.603
**D	EIS - MULTIASSET RISK OVERLAY MODERATO		853	853
**D	AMUNDI FUNDS SICAV		56.809	56.809
**D	FCP TONI ACTIONS 100		23.192	23.192
**D	FCP VIVACCIO ACTIONS		160.229	160.229
**D	LBPAM ACTIONS INDICE		21.320	21.320
**D	LBPAM PROFIL 80 PEA		32.854	32.854
**D	LBPAM PROFIL 100		17.652	17.652
**D	LBPAM ACTIONS OPTI INDICE EURO		3.136	3.136
**D	STG PFDS CORP EXPRESS MANDAAT ALLIANCE CAPITA		2.747	2.747
**D	STICHTING BEDRIJFSPENSIOENFONDSVOOR DE LANDBOUW MANDAAT BLACKRO		47.823	47.823
**D	ST. SPOORWEGPFDS MANDAAT BLACKROCK		7.282	7.282
**D	STICHTING PENSIOENFONDS OPENBAAR VERVOER		2.799	2.799
**D	STICHTING ACHMEA MANDAAT BLACKROCK		28.441	28.441
**D	STICHTING PENSIOENFONDS V H		5.148	5.148
**D	STICHTING ACHMEA MANDAAT BLACKROCK		141.921	141.921
**D	STICHTING PENSIOENFONDS V H		82.313	82.313
**D	STICHTING PENSIOENFONDS V H		40.330	40.330
**D	STICHTING PENSIOENFONDS V H		14.068	14.068
**D	STICHTING PENSIOENFONDS V H		21.250	21.250
**D	STICHTING PENSIOENFONDS V H		76.175	76.175

Pagina 41

Azionisti:
Azionisti in proprio:1.558 Teste:
1 Azionisti in delega:2
1.557

Assemblea Ordinaria del 20 aprile 2018

LISTA ESITO DELLE VOTAZIONE
Oggetto: Nomina del Collegio Sindacale

FAVOREVOLI alla LISTA 2

Badge	Ragione Sociale	Proprio	Delega	Totale
**D	MACKENZIE GLOBAL LEADERSHIP IMPACT FUND		234	234
**D	THE CANADA LIFE ASSURANCE COMPANY		79.693	79.693
**D	BNY MELLON EMPLOYEE BENEFIT COLLECTIVE INVESTMENT FUND PLAN		368.448	368.448
**D	BMO MONTHLY INCOME FUND		85.402	85.402
**D	BMO GLOBAL INFRASTRUCTURE FUND		43.533	43.533
**D	BMO DIVERSIFIED INCOME PORTFOLIO		44.226	44.226
**D	MACQUARIE GLOBAL INFRASTRUCTUREINCOME FUND		16.592	16.592
**D	THE GREAT-WEST LIFE ASSURANCE COMPANY		5.100	5.100
**D	THE GREAT-WEST LIFE ASSURANCE COMPANY		63.919	63.919
**D	COUNSEL DEFENSIVE GLOBAL EQUITY		803	803
**D	INVESTORS GLOBAL FUND		673.600	673.600
**D	INVESTORS GLOBAL DIVIDEND FUND.		330.000	330.000
**D	IG MACKENZIE STRATEGIC INCOME FUND		32.000	32.000
**D	INVESTORS GLOBAL CLASS		43.800	43.800
**D	INVESTORS GLOBAL INFRASTRUCTURECLASS		70.200	70.200
**D	BMO MSCI EAFE INDEX ETF		62.113	62.113
**D	BMO INTERNATIONAL DIVIDEND ETF		113.833	113.833
**D	LONDON LIFE INSURANCE COMPANY		798.228	798.228
**D	MACKENZIE CANADIAN LARGE CAP DIVIDEND FUND		97.800	97.800
**D	GLOBAL INFRASTRUCTURE EQUITY FUND LONDON CAPITAL		53.243	53.243
**D	MACKENZIE CANADIAN LARGE CAP DIVIDEND CLASS		5.200	5.200
**D	MACKENZIE STRATEGIC INCOME FUND		175.500	175.500
**D	MACKENZIE GLOBAL STRATEGIC INCOME FUND		271.749	271.749
**D	MACKENZIE GLOBAL DIVIDEND FUND		726.151	726.151
**D	MACKENZIE INCOME FUND		66.100	66.100
**D	MACKENZIE USD GLOBAL STRATEGIC INCOME FUND		14.600	14.600
**D	MACKENZIE DIVERSIFIED ALTERNATIVES FUND		17.746	17.746
**D	U.S. AND INTERNATIONAL SPECIALTY CLASS		5.939	5.939
**D	MACKENZIE INTERNATIONAL EQUITY INDEX ETF		216	216
**D	MACKENZIE MAX DIVERSIFICATION DEVELOPED EUR INDEX ETF		1.983	1.983
**D	CF NCML GLOBAL EQUITY INCOME FUND		18.664	18.664
**D	RENAISSANCE GLOBAL INFRASTRUCTURE FUND		1.758.990	1.758.990
**D	RENAISSANCE REAL ASSETS PRIVATEPOOL		83.600	83.600
**D	TD EMERALD INTERNATIONAL EQUITYINDEX FUND		101.917	101.917
**D	TD INTERNATIONAL INDEX FUND		16.423	16.423
**D	TD EUROPEAN INDEX FUND		3.522	3.522
**D	TD INTERNATIONAL EQUITY INDEX ETF		561	561
**D	PUBLIC SECTOR PENSION INVESTMENT BOARD		214.206	214.206
**D	IMPERIAL INTERNATIONAL EQUITY POOL		18.397	18.397
**D	IMPERIAL GLOBAL EQUITY INCOME POOL		153.857	153.857
**D	FIRST ASSET MSCI EUROPE LOW RISK WEIGHTED ETF		17.424	17.424
**D	FIRST ASSET MSCI INTERNATIONAL LOW RISK WEIGHTED ETF		634	634
**D	WOODBIDGE INVESTMENTS CORPORATION		15.300	15.300

Assemblea Ordinaria del 20 aprile 2018LISTA ESITO DELLE VOTAZIONE
Oggetto: Nomina del Collegio Sindacale

FAVOREVOLI alla LISTA 2


Badge	Ragione Sociale	Proprio	Delega	Totale
**D	WINDWISE MSCI EAFE INDEX NON-LENDING, FUND FOR EXEMPT ORG.		21.388	21.388
**D	STEWARDSHIP FOUNDATION		278	278
**D	WBW TRUST NUMBER ONE		333	333
**D	BMO PRIVATE INTERNATIONAL EQUITY PORTFOLIO		67.728	67.728
**D	CIBC INTERNATIONAL INDEX FUND		7.060	7.060
**D	CIBC EUROPEAN INDEX FUND		3.241	3.241
**D	CIBC POOLED INTERNATIONAL EQUITY INDEX FUND		1.543	1.543
**D	CF INTERNATIONAL STOCK INDEX FUND ONE		26.114	26.114
**D	DT INTERNATIONAL STOCK INDEX FUND ONE		32.187	32.187
**D	1975 IRREVOCABLE TRUST OF CD WEYERHAUSER		641	641
**D	1973 IRREVOCABLE TRUST OF CD WEYERHAUSER		212	212
6662	TONDINI REMO	985		985
Totale voti			253.774.750	
Percentuale votanti %			40,108683	
Percentuale Capitale %			30,731372	



Azionisti
Azionisti in proprio:

1.558 Teste:
1 Azionisti in delega:

2
1.557



100

100

100

100

100

100

100

100

100

100

100

100

100

100

100

100

100

100

100

100

100

100

100

100

100

100

100

100

100

100

100

100

100

100

100

100

Assemblea Ordinaria del 20 aprile 2018ESITO VOTAZIONE

Oggetto : **Retribuzione Collegio Sindacale**

Hanno partecipato alla votazione:

-n° 1.656 azionisti,
portatori di n° 632.717.726 azioni ordinarie, tutte ammesse al voto,
pari al 76,620246% del capitale sociale.


Hanno votato:

		% su Azioni Ordinarie
Favorevoli	550.318.112	86,976876
Contrari	12.690.932	2,005781
SubTotale	563.009.044	88,982657
Astenuti	66.242.284	10,469484
Non Votanti	3.466.398	0,547859
SubTotale	69.708.682	11,017343
Totale	632.717.726	100,000000

Ai sensi dell'art. 135-undecies del TUF **non sono computate** ai fini del calcolo della maggioranza e del capitale richiesto per l'approvazione della delibera numero 0 azioni pari al **0,000000%** delle azioni rappresentate in aula.



Faint, illegible markings or text in the upper left corner.



Assemblea Ordinaria del 20 aprile 2018

LISTA ESITO DELLE VOTAZIONE
Oggetto: Retribuzione Collegio Sindacale

CONTRARI

Badge	Ragione Sociale	Proprio	Delega	Totale
6029	AGOSTINI ANTONIO			
**D	PUBLIC EMPLOYEES RETIREMENT SYSTEM OF OHIO		62.171	62.171
**D	GENUS FOSSIL FREE DIVIDEND EQUITY FUND		25.000	25.000
**D	GENUS DIVIDEND EQUITY FUND		59.700	59.700
**D	GENUS FOSSIL FREE CANGLOBE EQUITY FUND		17.900	17.900
**D	FONDS DE SOLIDARITE DES TRAV.QUEBEC FTQ		11.327	11.327
**D	SWISS NATIONAL BANK	3.017.620		3.017.620
**D	NMM5-GIEP BRI ACCOUNT		44.190	44.190
**D	LOMBARD ODIER FUNDS (SWITZERLAND) SA I3D		52.752	52.752
**D	FONDS RESERVE RETRAITES		21.819	21.819
**D	FCP ERAFP ACT EUR 7 OFI		63.586	63.586
**D	ROBECO CAPITAL GROWTH FUNDS		1.746	1.746
**D	THE GOVERNMENT EMPLOYEES PENSION FUND GEPP		16.876	16.876
**D	PAYF EQUITY INCOME FUND PAYDEN EQUITY INCOME FUND		309.600	309.600
**D	OFI MARKET NEUTRAL EQUITY		22.989	22.989
**D	PAYDEN GLOBAL FUNDS PLC		30.100	30.100
**D	OFI AM		26.511	26.511
**D	ROBECO UMBRELLA FUND I N.V		2.663	2.663
**D	ZURICH LIFE ASSURANCE PLC		103.670	103.670
**D	RUSSELL TRUST CO COMMINGLED EMPLOYEE BENEFIT FUNDS TRUST		604.371	604.371
**D	RUSSELL INVESTMENT COMPANY RUSSELL TAX-MANAGED INTL EQ FUND		13.311	13.311
**D	RUSSELL INVESTMENT COMPANY RUSSELL GLOBAL INFRASTRUCTURE FUND	1.303.025		1.303.025
**D	RUSSELL INVESTMENT COMPANY RUSSELL MULTI-STRATEGY INCOME FUND		13.382	13.382
**D	RUSSELL INVESTMENT COMPANY MULTIFACTOR INTERNATIONAL EQUITY F		8.093	8.093
**D	RUSSELL INVESTMENT COMPANY MULTI-ASSET GROWTH STRATEGY FUND		59.378	59.378
**D	RUSSELL COMMON CONTRACTUAL FUND		4.591	4.591
**D	OPENWORLD PUBLIC LIMITED COMPANY		631.605	631.605
**D	RUSSELL INV MULTI-ASSET FACTOR EXPOSURE FUND		3.867	3.867
**D	RUSSELL INVESTMENT COMPANY PLC		23.476	23.476
**D	RUSSELL INVESTMENTS GLOBAL INFRASTRUCTURE POOL	1.872.877		1.872.877
**D	RUSSELL INVESTMENTS MULTI-FACTOR INTERNATIONAL EQUITY POOL		435	435
**D	RUSSELL INSTITUTIONAL FUNDS,LLC-RUSSELL INTL EQUITY FUND		2.209	2.209
**D	RUSSELL INSTL FUNDS,LLC-RUSSELL GLOB LISTED INFRA FUND		226.793	226.793
**D	CALIFORNIA STATE TEACHERS RETIREMENT SYSTEM		623.445	623.445
**D	TJ-NONQUALIFIED, LLC		48.951	48.951
**D	COLLEGE RETIREMENT EQUITIES FUND		502.828	502.828
**D	RUSSELL INVESTMENT COMPANY RUSSELL INTL EQUITY FUND		364.563	364.563
**D	RUSSELL INVESTMENT COMPANY - RUSSELL INTERN DEVELOPED MKT F		34.036	34.036
**D	RUSSELL INVESTMENT FUNDS INTERNATIONAL DEVELOPED MARKETS FUND		3.171	3.171
**D	RUSSELL INVESTMENT COMPANY II PLC		21.516	21.516
**D	RUSSELL INVESTMENTS ICVC-FP RUSSELL INV INT GROWTH ASSTS FD		2.222	2.222
**D	RUSSELL INVESTMENTS GLOBAL OPPORTUNITIES FUND		27.999	27.999
**D	RUSSELL INVESTMENTS LOW CARBON GLOBAL SHARES FUND		2.846	2.846

Azionisti 130 Teste: 2
Azionisti in delega: 1 Azionisti in delega: 129



Assemblea Ordinaria del 20 aprile 2018

LISTA ESITO DELLE VOTAZIONE
Oggetto: Retribuzione Collegio Sindacale

CONTRARI

Badge	Ragione Sociale	Proprio	Delega	Totale
**D	RUSSELL INVESTMENTS GLOBAL LISTED INFRASTRUCTRE FUND - HEDGED		295.811	295.811
**D	STICHTING BEDRIJFST VOOR HET BEROEPSVERVOER OVER DE WEG		33.903	33.903
**D	ROBECO INSTITUTIONAL UMBRELLA FUND		5.489	5.489
**D	EPSILON SGR - EPSILON ALLOCAZIONE TATTICA APRILE 2020		3.688	3.688
**D	EPSILON SGR - EPSILON ALLOCAZIONE TATTICA FEBBRAIO 2020		2.881	2.881
**D	EPSILON SGR - EPSILON ALLOCAZIONE TATTICA GIUGNO 2020		2.806	2.806
**D	EPSILON SGR - EPSILON ALLOCAZIONE TATTICA NOVEMBRE 2019		1.717	1.717
**D	EPSILON SGR - EPSILON ALLOCAZIONE TATTICA SETTEMBRE 2019		2.678	2.678
**D	EPSILON SGR - EPSILON DLONGRUN		128	128
**D	EPSILON SGR - EPSILON FLESSIBILE AZIONI EURO APRILE 2021		2.234	2.234
**D	EPSILON SGR - EPSILON FLESSIBILE AZIONI EURO FEBBRAIO 2021		5.415	5.415
**D	EPSILON SGR - EPSILON FLESSIBILE AZIONI EURO GIUGNO 2021		1.576	1.576
**D	EPSILON SGR - EPSILON FLESSIBILE AZIONI EURO NOVEMBRE 2020		18.534	18.534
**D	EPSILON SGR - EPSILON FLESSIBILE AZIONI EURO SETTEMBRE 2020		25.041	25.041
**D	EPSILON SGR - EPSILON MULTIASET 3 ANNI DICEMBRE 2019		14.231	14.231
**D	EPSILON SGR - EPSILON MULTIASET 3 ANNI LUGLIO 2020		4.218	4.218
**D	EPSILON SGR - EPSILON MULTIASET 3 ANNI MAGGIO 2020		8.584	8.584
**D	EPSILON SGR - EPSILON MULTIASET 3 ANNI MARZO 2020		6.741	6.741
**D	EPSILON SGR-EPSILON MULTIASET VALORE GLOBALE DICEMBRE 2021		6.210	6.210
**D	EPSILON SGR - EPSILON MULTIASET VALORE GLOBALE GIUGNO 2021		15.840	15.840
**D	EPSILON SGR - EPSILON MULTIASET VALORE GLOBALE LUGLIO 2022		4.435	4.435
**D	EPSILON SGR - EPSILON MULTIASET VALORE GLOBALE MAGGIO 2022		5.613	5.613
**D	EPSILON SGR - EPSILON MULTIASET VALORE GLOBALE MARZO 2022		3.124	3.124
**D	EPSILON SGR-EPSILON MULTIASET VALORE GLOBALE SETTEMBRE 2021		7.022	7.022
**D	EPSILON SGR - EPSILON QRETURN		9.595	9.595
**D	EURIZON CAPITAL SGR - MULTIASET STRATEGIA FLESSIBILE 06/23		13.343	13.343
**D	EURIZON CAPITAL SGR - MULTIASET REDDITO 10/2022		43.893	43.893
**D	EURIZON CAPITAL SGR - MULTIASET REDDITO 12/2022		15.540	15.540
**D	EURIZON CAPITAL SGR - EURIZON CEDOLA ATTIVA TOP LUGLIO 2021		8.368	8.368
**D	EURIZON CAPITAL SGR - EURIZON CEDOLA ATTIVA TOP OTTOBRE 2021		3.627	3.627
**D	EURIZON CAPITAL SGR -MULTIASET REDDITO OTTOBRE 2019		47.638	47.638
**D	EURIZON CAPITAL SGR - CEDOLA ATTIVA TOP DICEMBRE 2021		3.921	3.921
**D	EURIZON CAPITAL SGR - MULTIASET REDDITO DICEMBRE 2019		21.406	21.406
**D	EURIZON CAPITAL SGR - EURIZON CEDOLA ATTIVA TOP MAGGIO 2021		7.535	7.535
**D	EURIZON CAPITAL SGR - EURIZON MULTIASET REDDITO APRILE 2021		12.036	12.036
**D	EURIZON CAPITAL SGR -GLOBAL MULTIASET SELECTION 09/22		20.400	20.400
**D	EURIZON CAPITAL SGR - EURIZON CEDOLA ATTIVA TOP APRILE 2022		11.170	11.170
**D	EURIZON CAPITAL SGR - EURIZON AZIONI AREA EURO		8.755	8.755
**D	EURIZON CAPITAL SGR - MULTIASET REDDITO NOVEMBRE 2020		21.715	21.715
**D	EURIZON CAPITAL SGR - EURIZON CEDOLA ATTIVA TOP MAGGIO 2020		3.776	3.776
**D	EURIZON CAPITAL SGR - CEDOLA ATTIVA TOP NOVEMBRE 2022		15.567	15.567
**D	EURIZON CAPITAL SGR - EURIZON MULTIASET REDDITO LUGLIO 2022		37.592	37.592
**D	EURIZON CAPITAL SGR - EURIZON PROGETTO ITALIA 70		150.344	150.344

Pagina 2

Azionisti: 130 Teste: 2
 Azionisti in proprio: 1 Azionisti in delega: 129

Assemblea Ordinaria del 20 aprile 2018

LISTA ESITO DELLE VOTAZIONE
Oggetto: Retribuzione Collegio Sindacale

CONTRARI

Badge	Ragione Sociale	Proprio	Delega	Totale
**D	EURIZON CAPITAL SGR - EURIZON TOP SELECTION DICEMBRE 2022		161.369	161.369
**D	EURIZON CAPITAL SGR - EURIZON CEDOLA ATTIVA TOP OTTOBRE 2020		4.561	4.561
**D	EURIZON CAPITAL SGR - EURIZON TOP SELECTION GENNAIO 2023		25.329	25.329
**D	EURIZON CAPITAL SGR - EURIZON CEDOLA ATTIVA TOP GIUGNO 2020		2.629	2.629
**D	EURIZON CAPITAL SGR - EURIZON CEDOLA ATTIVA TOP LUGLIO 2020		1.701	1.701
**D	EURIZON CAPITAL SGR - EURIZON MULTIASET REDDITO MARZO 2023		21.402	21.402
**D	EURIZON CAPITAL SGR - EURIZON CEDOLA ATTIVA TOP APRILE 2021		5.915	5.915
**D	EURIZON CAPITAL SGR - CEDOLA ATTIVA TOP DICEMBRE 2020		3.251	3.251
**D	EURIZON CAPITAL SGR - EURIZON MULTIASET REDDITO MARZO 2022		19.295	19.295
**D	EURIZON CAPITAL SGR - EURIZON CEDOLA ATTIVA TOP APRILE 2023		9.080	9.080
**D	EURIZON CAPITAL SGR - EURIZON MULTIASET REDDITO APRILE 2020		32.964	32.964
**D	EURIZON CAPITAL SGR - EURIZON MULTIASET REDDITO MAGGIO 2021		6.644	6.644
**D	EURIZON CAPITAL SGR - EURIZON CEDOLA ATTIVA TOP MAGGIO 2023		9.788	9.788
**D	EURIZON CAPITAL SGR - MULTIASET STRATEGIA FLESSIBILE 05/23		15.628	15.628
**D	EURIZON CAPITAL SGR - EURIZON CEDOLA ATTIVA TOP GIUGNO 2023		29.471	29.471
**D	EURIZON CAPITAL SGR - EURIZON HIGH INCOME DICEMBRE 2021		40.617	40.617
**D	EURIZON CAPITAL SGR - DISCIPLINA ATTIVA DICEMBRE 2022		10.209	10.209
**D	EURIZON CAPITAL SGR - EURIZON AZIONI ITALIA		311.691	311.691
**D	EURIZON CAPITAL SGR - DISCIPLINA ATTIVA DICEMBRE 2021		12.709	12.709
**D	EURIZON CAPITAL SGR - EURIZON MULTIASET REDDITO MAGGIO 2020		34.870	34.870
**D	EURIZON CAPITAL SGR - EURIZON CEDOLA ATTIVA TOP OTTOBRE 2023		49.993	49.993
**D	EURIZON CAPITAL SGR - MULTIASET REDDITO OTTOBRE 2021		22.697	22.697
**D	EURIZON CAPITAL SGR - EURIZON CEDOLA ATTIVA TOP MAGGIO 2022		13.136	13.136
**D	EURIZON CAPITAL SGR - EURIZON MULTIASET REDDITO GIUGNO 2020		23.030	23.030
**D	EURIZON CAPITAL SGR - EURIZON MULTIASET REDDITO GIUGNO 2021		22.961	22.961
**D	EURIZON CAPITAL SGR - EURIZON CEDOLA ATTIVA TOP GIUGNO 2022		6.881	6.881
**D	EURIZON CAPITAL SGR - EURIZON DISCIPLINA ATTIVA OTTOBRE 2021		27.120	27.120
**D	EURIZON CAPITAL SGR -MULTIASET STRATEGIA FLESSIBILE 10/2023		11.708	11.708
**D	EURIZON CAPITAL SGR - EURIZON TOP SELECTION MARZO 2023		71.604	71.604
**D	EURIZON CAPITAL SGR - MULTIASET REDDITO DICEMBRE 2021		19.667	19.667
**D	EURIZON CAPITAL SGR - INCOME MULTISTRATEGY MARZO 2022		8.554	8.554
**D	EURIZON CAPITAL SGR - EURIZON TRAGUARDO 40 FEBBRAIO 2022		19.851	19.851
**D	EURIZON CAPITAL SGR - EURIZON DISCIPLINA ATTIVA MAGGIO 2022		25.558	25.558
**D	EURIZON CAPITAL SGR - EURIZON CEDOLA ATTIVA TOP OTTOBRE 2022		7.321	7.321
**D	EURIZON CAPITAL SGR - MULTIASET REDDITO OTTOBRE 2020		15.362	15.362
**D	EURIZON CAPITAL SGR - EURIZON MULTIASET REDDITO MAGGIO 2022		23.005	23.005
**D	EURIZON CAPITAL SGR - EURIZON DISCIPLINA ATTIVA MARZO 2022		12.662	12.662
**D	EURIZON CAPITAL SGR - EURIZON PIR ITALIA AZIONI		15.625	15.625
**D	EURIZON CAPITAL SGR - EURIZON DISCIPLINA ATTIVA LUGLIO 2022		20.992	20.992
**D	EURIZON CAPITAL SGR - DISCIPLINA ATTIVA SETTEMBRE 2022		26.258	26.258
**D	EURIZON CAPITAL SGR - EURIZON PROGETTO ITALIA 40		168.228	168.228
**D	EURIZON CAPITAL SGR - EURIZON RENDITA		6.012	6.012
**D	EURIZON CAPITAL SGR - EURIZON EFFECTENBEWAARBEDRIJFV INZ ACTIAM RESP. INDEX FUND		14.068	14.068



Assemblea Ordinaria del 20 aprile 2018

LISTA ESITO DELLE VOTAZIONE
Oggetto: Retribuzione Collegio Sindacale

Badge	Ragione Sociale
**D	PETTELAAR EFFECTENBEW. INZ. SNSRESP. IND. FND
6676	FORTE MARCO

- Totale voti	12.690.932
Percentuale votanti %	2,005781
Percentuale Capitale %	1,536834

CONTRARI

Proprio	Delega	Totale
1	76.175	76.175
		1

Assemblea Ordinaria del 20 aprile 2018


LISTA ESITO DELLE VOTAZIONE
Oggetto: Retribuzione Collegio Sindacale

ASTENUTI

Badge	Ragione Sociale	Proprio	Delega	Totale
6029	AGOSTINI ANTONIO		360.755	360.755
**D	BLACKROCK INDEX SELECTION FUND		20.998	20.998
**D	GERANA SICAV-SIF S.A.		150.000	150.000
**D	CHALLENGE FUNDS CHALLENGE ITALIAN EQUITY		137.304	137.304
**D	SCHWAB INTERNATIONAL INDEX FUND		11.407	11.407
**D	JTSB STB DAIWA STOCK INDEX FUND 9807		3.927	3.927
**D	JAPAN TRUSTEE SERVICES BANK LTD		120.739	120.739
**D	THE MASTER TRUST BANK OF JAPAN LTD		45.901	45.901
**D	AMP CAPITAL GLOBAL LISTED INFRASTRUCTURE FUND		31.375	31.375
**D	SCHWAB FUNDAMENTAL INTER LARGE COMP IN F		3.095	3.095
**D	SEI INSTITUTIONAL MANAGED TRUST MULTI-AS		14.815	14.815
**D	ADVISOR MANAGED TRUST - TACTICAL OFFENSI		263	263
**D	GLOBAL X SCIENTIFIC BETA EUROPE ETF		252.454	252.454
**D	BEST INVESTMENT CORPORATION		2.927	2.927
**D	HSBC GROUP HONG KONG LOCAL STAFF RETIREMENT BENEFIT SCHEME		378.841	378.841
**D	CLEARVIEW INFRASTRUCTURE FUND		190.653	190.653
**D	FIRST STATE INVESTMENTS GLOBAL LISTED IN		3.817	3.817
**D	UNISUPER		226.896	226.896
**D	AMP CAPITAL GLOBAL LISTED INFRASTR. FD		517.638	517.638
**D	BP2S SYDNEY / UNISUPER		44.045	44.045
**D	IPAC SPEC INVEST STR LISTED GL INFR		17.960	17.960
**D	AMP CAPITAL GLOBAL INFRASTRUCTURE SECURITIES FUND (UNHEDGED) (MANAGED FUND)		821.459	821.459
**D	AMP CAPITAL GLOBAL INFR SECUR FUND UNHED		42.613	42.613
**D	CHALLENGE FUNDS		9.513	9.513
**D	BLACKROCK INSTITUTIONAL JERSEY FUNDS		54.706	54.706
**D	BLACKROCK INSTITUTIONAL POOLED FUND PLC		12.747	12.747
**D	NFS LIMITED TRAFALGAR COURT		213.728	213.728
**D	CONSTRUCTION AND BUILDING UNIONS SUPERAN		3.966	3.966
**D	SAS TRUSTEE CORPORATION		22.043	22.043
**D	CITY OF PHILADELPHIA PUBLIC EMPL RET SYS		1.353	1.353
**D	BRUNEI SHELL RETIREMENT BENEFIT FUND		4.869	4.869
**D	CONNECTICUT GENERAL LIFE INSURANCE COMPA		5.000	5.000
**D	FQ ESSENTIAL BETA FUND LTD		31.956	31.956
**D	BANCO CENTRAL DE TIMOR EST		402	402
**D	ISHARES EDGE MSCI WORLD MINIMUM VOLATILI		3.933	3.933
**D	ISHARES WHOLESALE SCREENED INT EQ IND F		3.154	3.154
**D	ISHARES WHOLESALE SCREENED INT EQ IND F		15.868	15.868
**D	LABOUR PTY LTD FOR THE LABOUR UNION CO-OPERATIVE RETIREMENT FUND		3.248	3.248
**D	ADVANCE INTERNATIONAL SHARE INDEX FUND		28.403	28.403
**D	BLACKROCK GLOBAL LISTED INFRASTRUCTURE F		24.549	24.549
**D	ISHARES WHOLESALE INTERN EQ INDEX FUND		1.980	1.980
**D	BLACKROCK FISSION INDEXED INTL EQUITY FD		8.976	8.976
**D	ISHARES ALLCOUNTRY EQUITY INDEX FUND			
**D	BLACKROCK INTERNATIONAL EQUITIES TRUST			

Pagina 5

324 Teste: 4
4 Azionisti in delega: 320



Assemblea Ordinaria del 20 aprile 2018

LISTA ESITO DELLE VOTAZIONE
Oggetto: Retribuzione Collegio Sindacale

ASTENUTI

Badge	Ragione Sociale	Proprio	Delega	Totale
**D	RETIREMENT INCOME PLAN OF SAUDI ARABIAN OIL COMPANY		1.827	1.827
**D	NVIT INTERNATIONAL INDEX FUND		60.521	60.521
**D	EQ ADVISORS TRUST - AXA INTERNATIONAL CORE MANAGED VOLATILITY PORTFOLIO		25.818	25.818
**D	EQ ADVISORS TR AXA TEMPLE GLOB EQ M VO P		5.111	5.111
**D	EQ ADVISORS TRUST-AXA GLOBAL EQ MANAGED		20.108	20.108
**D	EQ ADVISORS TRUST - ATM INTL. PORTFOLIO		32.361	32.361
**D	EQ ADVISORS TRUST-AXA INTL.MANAGED VOLAT		59.580	59.580
**D	JNL/BLACKROCK GLOBAL ALLOCATION FUND		238	238
**D	MINISTRY OF STRATEGY AND FINANCE		160.837	160.837
**D	PETERCAM B FUND		78.889	78.889
**D	THE MASTER TRUST BANK OF JAPAN, LTD. AS TRUSTEE FOR MUTB400045792		217.470	217.470
**D	NATIONWIDE INTERNATIONAL INDEX FUND		47.467	47.467
**D	NEW MEXICO STATE INVESTMENT COUNCIL		22.013	22.013
**D	BUREAU OF LABOR FUNDS- LABOR PENSION FUND		21.606	21.606
**D	BUREAU OF LABOR FUNDS - LABOR RETIREMENT FUND		5.140	5.140
**D	BLACKROCK MULTI-ASSET INC.PORTEF.OF BLACK		621.172	621.172
**D	BLACKROCK TACTICAL OPP ED OF BLACK FDS		25.689	25.689
**D	THE MASTER TRUST BANK OF JAPAN		31.012	31.012
**D	BLACKROCK INSTITUTIONAL TRUST COMPANY N.A. INVESTMENT FUNDS FOR EMPLOYEE BENEFIT TRUSTS		706.474	706.474
**D	IMPACT GLOBAL ALPHA TILTS NON-LENDABLE F		869	869
**D	COLUMBIA GLOBAL INFRASTRUCTURE FUND		156.891	156.891
**D	MULTI-MAN DIRECT ALTERNATIVE STRATE FUND		3.887	3.887
**D	FIDELITY INVESTMENTS MONEY MANAGEMENT INC		315	315
**D	KAYNE GLOBAL INFRASTRUCTURE FUND LP		8.600	8.600
**D	AURION INTERNATIONAL DAILY EQUITY FD		1.643	1.643
**D	ASSOCIATION BIENE RETR POL VILLE MONTREA		11.600	11.600
**D	MANULIFE SENTINEL INCOME (33) FUND UT		20.800	20.800
**D	LONDON LIFE INSURANCE COMPANY		12.900	12.900
**D	THE GREAT-WEST LIFE ASSURANCE COMPAN		4.600	4.600
**D	REGIME DE RETRAITE D HYDRO QUEBEC		90.900	90.900
**D	FLF STRATEGIC GLOBAL EQUITY FUND		50.022	50.022
**D	FLF GLOBAL EQUITY FUND		92.261	92.261
**D	FRIENDS LIFE AND PENSIONS LIMITED		73.977	73.977
**D	FRIENDS LIFE FUNDS LIMITED		82.072	82.072
**D	FIRST STATE GLOBAL UMBRELLA FUND PLC-FIR		5.277	5.277
**D	FIRST STATE GLOBAL OPPORTUNITIES FUND		544.122	544.122
**D	SOUTH YORKSHIRE PENSIONS AUTHORITY		43.718	43.718
**D	WEST YORKSHIRE PENSION FUND		32.706	32.706
**D	DPAM CAPITAL B EQUITIES EUROPE INDEX		35.561	35.561
**D	DPAM DBI-RDT EQUITIES EMU		19.000	19.000
**D	DPAM CAP B EQU EMU INDEX		111.496	111.496
**D	THE HARTFORD RETIREMENT PLAN TRUST FOR US EMPLOYEES		10.430	10.430
**D	GNPF COL EAFE GINNA Q		2.000	2.000

Assemblea Ordinaria del 20 aprile 2018

LISTA ESITO DELLE VOTAZIONE
 Oggetto: Retribuzione Collegio Sindacale

ASTENUTI

Badge	Ragione Sociale	Proprio	Delega	Totale
**D	BNYMTD DEP OF PG GENERATIONS FUND		48.900	48.900
**D	BRAF QUANT GLBL VAL EQTY		327	327
**D	GLOBAL ATLANTIC BLACKROCK DISCIPLINED INTERNATIONAL CORE PORTFOLIO		10.560	10.560
**D	COLUMBIA SUSTAINABLE INTL EQ ETF		7.559	7.559
**D	COLUMBIA SUSTAINABLE GLOBAL EQ ETF		1.412	1.412
**D	USBK BBIEF BLACKROCK INVT MGMT LLC		5.566	5.566
**D	BNYMTD BFM BLK SYSTEM CONT EUR FUND		424	424
**D	FIRST STATE INVESTMENTS ICVC FIRST STATE GLOBAL LISTED INFRASTRUCTURE FUND		3.861.056	3.861.056
**D	BRIDGE BUILDER INTERNATIONAL EQUITY FUND		5.559	5.559
**D	AZL NFX INTERNATIONAL VALUE FUND		1.830	1.830
**D	NYKREDIT INVEST TAKTISK ALLOKERING		5.637	5.637
**D	INVESTERINGSFORENINGEN MULTI MANGER INVEST EUROPA		59.052	59.052
**D	NKB 31004 INV MM INVEST EUROPA AKK		103.194	103.194
**D	AST JENNISON GLOBAL INFRASTR PDMN		10.891	10.891
**D	PRU JEN GL INFRASTRUCTURE FUND PDLF		53.269	53.269
**D	AST BLKRK GLOBAL STRAT PT TE PDDG		25.744	25.744
**D	PFI GLB DIV INC FD COLONIA FIRST ST		1.285.444	1.285.444
**D	BLACKROCK GLOBAL FUNDS		3.207.861	3.207.861
**D	ERYF ATIVO CAPITAL		1.700	1.700
**D	CC COL EAFE Q UN 2		2.200	2.200
**D	CC COL EAFE Q UN 1		1.800	1.800
**D	NMPF COL EAFE NMP Q		4.500	4.500
**D	BLL AQUILA LIFE EUROPEAN EQUITY		599.267	599.267
**D	AST ACADEM STRAT AAJENNISON PD07		272.104	272.104
**D	BLL ASCENT LIFE EUROPEAN		68.243	68.243
**D	BLL AQUILA LIFE GLOBAL MINIMUM		157.543	157.543
**D	BLL AQUILA LIFE MSCI WORLD FUND		86.368	86.368
**D	BLL AQUILA LIFE FTSE RAFI DEVELOPED		38.473	38.473
**D	SBSA GEFV BLACKROCK EQUITY		56.158	56.158
**D	KC1F COLONIAL 1ST ST GLI		119.663	119.663
**D	ABN AMRO PF UBS RAFI 1000		27.080	27.080
**D	ABN AMRO PF UBS MINVAR		304.093	304.093
**D	ABN AMRO PF IPM RAFI 1000		25.404	25.404
**D	ABN AMRO PF BR MINVAR		311.260	311.260
**D	SHELL PENSION TRUST		4.914	4.914
**D	ATIVO CAPITAL		9.200	9.200
**D	BLACKROCK ACWI USIMI		134.084	134.084
**D	LEIA ATIVO IE		6.800	6.800
**D	REG AND E CORPORATION RETIREMENT MASTER TRUST		234.383	234.383
**D	FIRST STATE		26.458	26.458
**D	CENTRAL STATES SOUTHEAST AND SOUTHWEST AREAS PENSION FUND		190.965	190.965
**D	AZL INTERNATIONAL INDEX FUND		58.354	58.354
**D	AZL BLACKROCK GLOBAL ALLOCATION FUND		24	24

Pagina 7

324 Teste: 4
 4 Azionisti in delega: 320



Assemblea Ordinaria del 20 aprile 2018

LISTA ESITO DELLE VOTAZIONE
 Oggetto: Retribuzione Collegio Sindacale

ASTENUTI

Badge	Ragione Sociale	Proprio	Delega	Totale
**D	BGF EURO MKTS FD EURO EQUITY PF		2.533.097	2.533.097
**D	BGF EUROPEAN VALUE FD		2.054.799	2.054.799
**D	BGF EUROPEAN SPECIAL SITUATIONS FUND		835.444	835.444
**D	BGF EUROPEAN FOCUS FD EURO EQ FD		847.292	847.292
**D	BGF EUROPEAN FUND		1.127.128	1.127.128
**D	BGF CONT EURO FLEXIBLE FD EURO EQFD		3.041.919	3.041.919
**D	UNITED CHURCH FUNDS QMA BFF		655	655
**D	COUNTY EMPLOYEES ANNUITY AND BENEFIT FUND OF COOK COUNTY		17.500	17.500
**D	LAWRENCE LIVERMORE NATIONAL SECURITY LLC AND LOS ALAMOS NATIONAL SECURITY LLC DEFINED BENEFIT BENEFIT PLANGROUP TRUST 5.739	5.739		
**D	CYBF ATIVO CAPITAL MGMT		10.500	10.500
**D	CPA COP PSERS PSERS ACWI X US INDEX		64.608	64.608
**D	NCUF BR EAFE LC GROWTH		26.638	26.638
**D	TEA BLACKROCK INC INTL		111.964	111.964
**D	UTC EDHEC BLACKROCK UNITED TECHNOLOGIES CORPORATION MASTER RETIREMENT		5.256	5.256
**D	BLACKROCK LIFE LIMITED		20.781	20.781
**D	BLL AQUIL LIFGLO3000 FMEN WHT INFD		19.232	19.232
**D	BNYMTD BLK EURO DYNAMIC FD	2.480.331		2.480.331
**D	BNYMTD BLK CONTINENTAL EURO INC		259.903	259.903
**D	BNYMTD BLK CONT EUR EQ TRCK FD INV		310.452	310.452
**D	BNYMTD BLK DYN DVSD GR PFFD ASSTALL		6.100	6.100
**D	FLORIDA RETIREMENT SYSTEM		52.803	52.803
**D	BLACKROCK WORLD EX FLORIDA RET SYS		120.063	120.063
**D	INDIANA PUBLIC RETIREMENT SYSTEM		25.864	25.864
**D	THE STATE OF CONNECTICUT ACTING THROUGH ITS TREASURER		12.800	12.800
**D	UMC BENEFIT BOARD INC		13.991	13.991
**D	UPS GROUP TRUST		59.614	59.614
**D	KOKUSAI EQUITY INDEX FUND		8.393	8.393
**D	CONSULTING GROUP CAPITAL		11.311	11.311
**D	BLACKROCK EUROFUND		129.500	129.500
**D	BLACKROCK GLOBAL ALLOCATION		2.287	2.287
**D	BLACKROCK GLOBAL ALLOCATION VI		633	633
**D	SHINKO GLOBAL INFRASTRUCTURE		69.660	69.660
**D	ATLAS ENHANCED MASTER FUND LTD		31.933	31.933
**D	ATLAS MASTER FUND LTD.		6.047	6.047
**D	BLACKROCK EUROPEAN MASTER HEDGE FUND		1.729.735	1.729.735
**D	CBOSC-CBGS-WGSS07		2.417	2.417
**D	CFSIL - COLONIAL FIRST STATE GLOBAL ASSET MANAGEMENT MULTI SECTOR TRUST 1		61	61
**D	CFSIL RE COLONIAL FIRST STATE INVESTMENT FUND 10		3.513	3.513
**D	CLINTON EQUITY STRATEGIES MASTER FUND LTD		1.065	1.065
**D	COLONIAL FIRST STATE INVESTMENTS LIMITED.		39.247	39.247
**D	HOSTPLUS POOLED SUPERANNUATION TRUST		5.452	5.452
**D	MEDICAL ASSURANCE SOCIETY NEW ZEALAND LIMITED		4.621	4.621

Assemblea Ordinaria del 20 aprile 2018

LISTA ESITO DELLE VOTAZIONE
Oggetto: Retribuzione Collegio Sindacale

ASTENUTI

Badge	Ragione Sociale	Proprio	Delega	Totale
**D	NEWBURG NOMINEES LIMITED INVESTORS WHOLESAL	19.422	19.422	19.422
**D	SDA INTL EQUITY INDEX FD-WORLD	12.708	12.708	12.708
**D	SIEFORE BANAMEX BASICA 2 SA DE CV	52.201	52.201	52.201
**D	SIEFORE BANAMEX BASICA 3, SA DEC.V	73.027	73.027	73.027
**D	SIEFORE BANAMEX BASICA 4-SA DE CV.	135.910	135.910	135.910
**D	STATE FARM VARIABLE PRODUCT TRUST, INTERNATI	10.158	10.158	10.158
**D	TEACHERS' RETIREMENT SYSTEM OF THE STATE OF	17.059	17.059	17.059
**D	BRUNEI INVESTMENT AGENCY	20.502	20.502	20.502
**D	LAUDUS INTERNATIONAL MARKETMASTERS FUND	1.884	1.884	1.884
**D	SCHWAB INTERNATIONAL EQUITY ETF	465.440	465.440	465.440
**D	SCHWAB FUNDAMENTAL INTERNATIONAL LARGE COMP	80.703	80.703	80.703
**D	INTERNATIONAL MONETARY FUND	8.812	8.812	8.812
**D	PAX ELLEVATE GLOBAL WOMEN'S INDEX FUND	4.603	4.603	4.603
**D	THE WALT DISNEY COMPANY RETIREMENT PLAN MAS	2.936	2.936	2.936
**D	SIEFORE XXI BANORTE CONS, SOC ANON DE CAP	418.008	418.008	418.008
**D	BENEFIT TRUST COMPANY	18.000	18.000	18.000
**D	STATE FARM MUTUAL FUND TRUST, INTERNATIONAL	8.677	8.677	8.677
**D	MASSMUTUAL SELECT BLACKROCK GLOBAL ALLOCATI	36	36	36
**D	TRANSAMERICA BLACKROCK GLOBAL ALLOCATI	116	116	116
**D	CAYMAN ISLANDS CHAMBER OF COMMERCE PENSIO	3.546	3.546	3.546
**D	MDPIM INTERNATIONAL EQUITY INDEX POOL	3.127	3.127	3.127
**D	MGI FUNDS PLC	274.467	274.467	274.467
**D	MERCER QIF CCF	453.367	453.367	453.367
**D	HARTFORD LIFE INSURANCE COMPANY	3.540	3.540	3.540
**D	SENTRY INFRASTRUCTURE FUND	339.700	339.700	339.700
**D	SENTRY ALTERNATIVE ASSET INCOME FUND	10.725	10.725	10.725
**D	SENTRY GLOBAL INFRASTRUCTURE PRIVATE TRUST	29.793	29.793	29.793
**D	BANK OF KOREA	21.271	21.271	21.271
**D	SCOTIA PRIVATE GLOBAL INFRASTRUCTURE POOL	223.149	223.149	223.149
**D	NEW YORK STATE TEACHERS RETIREMENT SYSTE	7.060	7.060	7.060
**D	VAILSBURG FUND LLC	15.930	15.930	15.930
**D	BLACKROCK STRATEGIC FUNDS	144.767	144.767	144.767
**D	BLACKROCK GLOBAL INDEX FUNDS	15.023	15.023	15.023
**D	GOLDMAN SACHS FUNDS II	192.984	192.984	192.984
**D	ISHARES MSCI ACWI ETF	136.072	136.072	136.072
**D	ISHARES MSCI ACWI EX US ETF	51.040	51.040	51.040
**D	ISHARES EUROPE ETF	144.087	144.087	144.087
**D	ISHARES MSCI EAFE GROWTH ETF	114.364	114.364	114.364
**D	ISHARES MSCI EAFE ETF	2.362.381	2.362.381	2.362.381
**D	ISHARES MSCI EAFE VALUE ETF	184.626	184.626	184.626
**D	ISHARES GLOBAL INDUSTRIALS ETF	27.303	27.303	27.303
**D	ISHARES MSCI EUROZONE ETF	1.276.812	1.276.812	1.276.812
**D	ISHARES MSCI ITALY CAPPED ETF	969.487	969.487	969.487

Pagina 9

Azionisti in proprio: 324

Azionisti in delega: 4

4

320



Assemblea Ordinaria del 20 aprile 2018

LISTA ESITO DELLE VOTAZIONE
 Oggetto: Retribuzione Collegio Sindacale

ASTENUTI

Badge	Ragione Sociale	Proprio	Delega	Totale
**D	ISHARES MSCI KOKUSAI ETF		1.845	1.845
**D	ISHARES GLOBAL INFRASTRUCTURE ETF		3.521.707	3.521.707
**D	ISHARES MSCI DEVELOPED WORLD INDEX FUND		9.240	9.240
**D	BLACKROCK INST TRUST CO NA INV FUNDSFOR EMPLOYEE BENEFIT TR		3.458.790	3.458.790
**D	ISHARES CORE MSCI EAFE ETF		1.493.834	1.493.834
**D	ISHARES CORE MSCI TOTAL INTERNATIONAL STOCK ETF		169.778	169.778
**D	ISHARES CORE MSCI INTERNATIONAL DEVELOPED MARKETS ETF		21.670	21.670
**D	ISHARES MSCI WORLD ETF		7.564	7.564
**D	ISHARES CORE MSCI EAFE IMI INDEX ETF		37.690	37.690
**D	ISHARES MSCI EUROPE IMI INDEX ETF		12.414	12.414
**D	ISHARES CORE MSCI EUROPE ETF		113.350	113.350
**D	ISHARES EDGE MSCI INTL SIZE FACTOR ETF		213	213
**D	ISHARES INTERNATIONAL FUNDAMENTAL INDEX ETF		4.557	4.557
**D	CONNECTICUT GENERAL LIFE INSURANCE COMPANY		1.092	1.092
**D	THRIFT SAVINGS PLAN		1.423.532	1.423.532
**D	BLACKROCK CDN MSCI EAFE EQUITY INDEX FUND		165.403	165.403
**D	BLACKROCK CDN WORLD INDEX FUND		12.681	12.681
**D	BLACKROCK CDN MSCI EAFE INDEX PLUS FUND		3.346	3.346
**D	BLACKROCK CDN GLOBAL INFRASTRUCTURE EQUITY INDEX FUND		495.103	495.103
**D	BLACKROCK INDEX FUNDS INC.-BLACKROCK INTERNATIONAL INDEX FUND		337.294	337.294
**D	BLACKROCK UTILITY AND INFRASTRUCTURE TRUST		397.024	397.024
**D	ACWI EX-US INDEX MASTER PORTFOLIO OF MASTER INVESTMENT PTF		23.080	23.080
**D	RUSSELL DEVELOPED EX-U.S. LARGE CAP INDEX FUND B		3.733	3.733
**D	MSCI EQUITY INDEX FUND B-ITALY		227.438	227.438
**D	EURO EX-UK ALPHA TITLS FUND B		6.675	6.675
**D	BGI MSCI EUROPE EQUITY INDEX FUND B		133.475	133.475
**D	BGI MSCI EAFE EQUITY INDEX NON-LENDABLE FUND B		127.092	127.092
**D	BGI MSCI EMU IMI INDEX FUND B		393	393
**D	DEVELOPED EX-FOSSIL FUEL INDEX FUND B		2.655	2.655
**D	BLACKROCK MSCI EUROPE EQUITY ESG SCREENED INDEX FUND B		364	364
**D	BLACKROCK MSCI WORLD EQUITY ESG SCREENED INDEX FUND B		46.866	46.866
**D	RUSSELL DEVELOPED LARGE CAP EM GEOEXPOSURE INDEX FUND B		21.045	21.045
**D	EUROPEEX-CONTROVERSIAL WEAPONS EQUITY INDEX FUND B		38.684	38.684
**D	CONSOLIDATED EDISON RETIREMENT PLAN		41.829	41.829
**D	ONTARIO TEACHERS PENSION PLAN BOARD		199.871	199.871
**D	ISHARES PUBLIC LIMITED COMPANY		1.242.242	1.242.242
**D	ISHARES II PUBLIC LIMITED COMPANY		962.588	962.588
**D	ISHARES V PUBLIC LIMITED COMPANY		18.751	18.751
**D	ISHARES III PUBLIC LIMITED COMPANY		175.152	175.152
**D	ISHARES VI PUBLIC LIMITED COMPANY		94.385	94.385
**D	ISHARES IV PUBLIC LIMITED COMPANY		10.641	10.641
**D	ISHARES VII PLC		399.623	399.623
**D	BLACKROCK AM DE FOR ISHS DJ EUROZONE SUST SCR. UCITS ETF (DE)		40.742	40.742

Assemblea Ordinaria del 20 aprile 2018


LISTA ESITO DELLE VOTAZIONE
 Oggetto: Retribuzione Collegio Sindacale

ASTENUTI

Badge	Ragione Sociale	Proprio	Delega	Totale
**D	BLACKROCK AM DE FOR ISHARES EURO STOXX UCITS ETF (DE)		173.094	173.094
**D	BLACKROCK AM DE FOR ISHS EURO STOXX SELECT DIV 30 UCITS ETF DE		818.813	818.813
**D	BLACKROCK AM DE FOR ISHS STOXX EUROPE LARGE 200 UCITS ETF (DE)		4.873	4.873
**D	ISHARES I INV MIT TGV F ISHS ST EUR600 IND.GOODS+SER.UCITS ETF		73.154	73.154
**D	BLACKROCK AM DE FOR ISHARES STOXX EUROPE 600 UCITS ETF (DE)		391.817	391.817
**D	BLACKROCK AM SCHWEIZ AG OBO BIFS WORLD EX SWITZ EQ INDEX FUND		9.113	9.113
**D	PACE INTERNATIONAL EQUITY INVESTMENTS		9.708	9.708
**D	BNY MELLON TR+DEP ATF ST. JAMES'S PLACE GLOBAL EQ UNIT TR		114.130	114.130
**D	STICHTING PENSIOENFONDS CHEMOURS NEDERLAND		3.506	3.506
**D	STICHTING PHILIPS PENSIOENFONDS		65.201	65.201
**D	BAHRAIN MUMTALAKAT HOLDING COMPANY		26.035	26.035
**D	EMERGENCY SERVICES SUPERANNUATION SCHEME		1.869	1.869
**D	FIRST STATE SUPERANNUATION SCHEME		61.297	61.297
**D	VANECK VECTORS FTSE GLOBAL INFRASTRUCTURE (HEDGED) ETF		63.200	63.200
**D	FLOURISH INVESTMENT CORPORATION		176.823	176.823
**D	PEOPLE'S BANK OF CHINA		81.844	81.844
**D	CHILDREN'S HEALTHCARE OF ATLANTA, INC.		78.519	78.519
**D	BEAT DRUGS FUND ASSOCIATION		771	771
**D	ATIVO INTERNATIONAL EQUITY FUND LP		21.600	21.600
**D	INTERNATIONAL MONETARY FUND STAFF RETIREMENT PLAN		126.641	126.641
**D	NATIONAL COUNCIL FOR SOCIAL SECURITY FUND, P.R.C		1.750	1.750
**D	NATIONAL COUNCIL FOR SOCIAL SECURITY FUND, P.R.C		30.374	30.374
**D	NGEE ANN POLYTECHNIC		132	132
**D	THE PARTNERS FUND		90.000	90.000
**D	COMMONWEALTH SUPERANN CORP ATF ARIA INVESTMENTS TR		35.227	35.227
**D	GOVERNMENT EMPLOYEES SUPERANNUATION BOARD		95.216	95.216
**D	PARTNERS GROUP GLOBAL MULTI-ASSET FUND		11.500	11.500
**D	MASTER TR AGREE BETWEEN PFIZER INC AND THE NORTHERN TR CO		6.461	6.461
**D	PRESBYTERIAN CHURCH (USA) FOUNDATION		4.678	4.678
**D	A.I.DUPONT TESTAMENTARY TRUST		10.556	10.556
**D	CITY OF LOS ANGELES FIRE AND POLICE PENSION PLAN		24.265	24.265
**D	CITY OF LOS ANGELES FIRE AND POLICE PENSION PLAN		4.500	4.500
**D	UNITED MINE WORKERS OF AMERICA 1974 PENSION TRUST		17.359	17.359
**D	STATE UNIVERSITIES RETIREMENT SYSTEM		83.600	83.600
**D	UTAH STATE RETIREMENT SYSTEMS		78.770	78.770
**D	THE TRUSTESS OF IBM PENSION PLAN		10.217	10.217
**D	THE TRUSTEES OF SUPERANN ARRANGEMENTS OF THE UNI OF LONDON		931	931
**D	PUBLIC EMPLOYEES RETIREMENT ASSOCIATION OF COLORADO		116.279	116.279
**D	COMMONWEALTH GLOBAL LISTED INFRASTRUCTURE FUND 4		155.878	155.878
**D	COMMONWEALTH FIRST STATE WHOLESALE GLOBAL LISTED INFR SEC F		1.166.469	1.166.469
**D	COMMONWEALTH GLOBAL SHARE FUND 29		142	142
**D	BLACKROCK AUTHORIZED CONTRACTUAL SCHEME I		407.160	407.160
**D	BLACKROCK AUTHORIZED CONTRACTUAL SCHEME 1		16.601	16.601

Pagina 11

Azioni: 324 Teste: 4
 Azionisti in delega: 4 Azionisti in delega: 320



Assemblea Ordinaria del 20 aprile 2018

LISTA ESITO DELLE VOTAZIONE

Oggetto: **Ripartizione Collegio Sindacale**

ASTENUTI

Badge	Ragione Sociale	Proprio	Delega	Totale
**D	ILLINOIS STATE BOARD OF INVESTMENT		42.960	42.960
**D	LGPS CENTRAL AUTHORISED CONTRACTUAL SCHEME		133.000	133.000
**D	MACKENZIE GLOBAL LEADERSHIP IMPACT FUND		234	234
**D	THE GREAT-WEST LIFE ASSURANCE COMPANY		5.100	5.100
**D	INVESTORS GLOBAL FUND		673.600	673.600
**D	INVESTORS GLOBAL DIVIDEND FUND		330.000	330.000
**D	IG MACKENZIE STRATEGIC INCOME FUND		32.000	32.000
**D	INVESTORS GLOBAL CLASS		43.800	43.800
**D	INVESTORS GLOBAL INFRASTRUCTURECLASS		70.200	70.200
**D	MACKENZIE CANADIAN LARGE CAP DIVIDEND FUND		97.800	97.800
**D	MACKENZIE CANADIAN LARGE CAP DIVIDEND CLASS		5.200	5.200
**D	MACKENZIE STRATEGIC INCOME FUND		175.500	175.500
**D	MACKENZIE GLOBAL STRATEGIC INCOME FUND		271.749	271.749
**D	MACKENZIE GLOBAL DIVIDEND FUND		726.151	726.151
**D	MACKENZIE INCOME FUND		66.100	66.100
**D	MACKENZIE USD GLOBAL STRATEGIC INCOME FUND		14.600	14.600
**D	MACKENZIE DIVERSIFIED ALTERNATIVES FUND		17.746	17.746
**D	MACKENZIE INTERNATIONAL EQUITY INDEX ETF		216	216
**D	MACKENZIE MAX DIVERSIFICATION DEVELOPED EUR INDEX ETF		1.983	1.983
**D	FIRST ASSET MSCI EUROPE LOW RISK WEIGHTED ETF		17.424	17.424
**D	FIRST ASSET MSCI INTERNATIONAL LOW RISK WEIGHTED ETF		634	634
6163	FIorentini GIANLUCA	11		11
6493	GARRI GERARDINO	1		1
RL*	D&C GOVERNANCE S.R.L.	1		1
7262	CARILE DOMENICO	31.000		31.000
Totale voti	66.242.284			
Percentuale votanti %	10,469484			
Percentuale Capitale %	8,021745			

Assemblea Ordinaria del 20 aprile 2018

LISTA ESITO DELLE VOTAZIONE
Oggetto: Retribuzione Collegio Sindacale

NON VOTANTI

Badge	Ragione Sociale	Proprio	Delega	Totale
6029	AGOSTINI ANTONIO		46.150	46.150
**D	NMM5 GIEP PTN ACCOUNT		184.000	184.000
**D	GIE GEN REVENUS FCP 4D		68.240	68.240
**D	GENERALI INVESTMENTS SICAV		23.348	23.348
**D	GENERALI SMART FUNDS SICAV		86.000	86.000
**D	INTERFUND SICAV INTERFUND EQUITY ITALY		563.000	563.000
**D	FIDEURAM ASSET MANAGEMENT (IRELAND) FONDITALIA EQUITY ITALY		8.000	8.000
**D	FIDEURAM ASSET MANAGEMENT (IRELAND) FIDEURAM FUND EQUITY ITALY		16.000	16.000
**D	FIDEURAM INVESTIMENTI SGR SPA-FIDEURAM ITALIA		209.000	209.000
**D	FIDEURAM INVESTIMENTI SGR SPA-PIANO AZIONI ITALIA		91.000	91.000
**D	FIDEURAM INVESTIMENTI SGR SPA-PIANO BILANCIATO ITALIA 50		7.000	7.000
**D	FIDEURAM INVESTIMENTI SGR - PIANO BILANCIATO ITALIA 30		5.181	5.181
**D	EIS - MULTIASSET RISK OVERLAY		63.007	63.007
**D	EIS - EURO EQUITY INSURANCE CAPITAL LIGHT		136.194	136.194
**D	EIS - FLEXIBLE EQUITY STRATEGY 2		4.912	4.912
**D	EPF - ENHANCED CONSTANT RISK CONTRIBUTION		96.880	96.880
**D	EUF-EQUITY ITALY		57.709	57.709
**D	EPF-Q-FLEXIBLE		1.100	1.100
**D	EUF-EQUITY EURO LTE		35.143	35.143
**D	EUF-EQUITY ITALY SMART VOLATILITY		58.015	58.015
**D	ISE-VALORE CEDOLA GLOBALE - 02/2015		30.450	30.450
**D	ISE-GLOBAL DIVERSIFIED ALLOCATION - 02/2015		23.748	23.748
**D	ISE - VALORE CEDOLA GLOBALE - 04/2015		9.958	9.958
**D	ISE - GLOBAL DYNAMIC MULTITRENDER - 06/2015		13.707	13.707
**D	ISE - VALORE CEDOLA GLOBALE - 07/2015		13.855	13.855
**D	ISE - VALORE CEDOLA GLOBALE - 09/2015		8.577	8.577
**D	ISE - GLOBAL INCOME MULTITRENDER - 09/2015		16.009	16.009
**D	ISE - MULTIASSET CEDOLA GLOBALE - 12/2015		6.868	6.868
**D	ISE - DYNAMIC INCOME MULTITRENDER - 01/2016		19.041	19.041
**D	ISE - MULTIASSET CEDOLA GLOBALE - 02/2016		34.114	34.114
**D	ISE - MULTIASSET ABSOLUTE 3 ANNI - 04/2016		30.978	30.978
**D	ISE - MULTIASSET ABSOLUTE 3 ANNI - 07/2016		6.041	6.041
**D	EPF - ABSOLUTE Q-MULTISTRATEGY		29.101	29.101
**D	EUF - MULTIASSET INCOME		1.462.603	1.462.603
**D	EUF - AZIONI STRATEGIA FLESSIBILE		853	853
**D	EIS - MULTIASSET RISK OVERLAY MODERATO			853
7564	AMBRUZZI DANIELA	616		

Totale voti 3.466.398
 Percentuale votanti 0,547859
 Percentuale Capitali 0,419771



Assemblea Ordinaria del 20 aprile 2018

LISTA ESITO DELLE VOTAZIONE
Oggetto: Retribuzione Collegio Sindacale

FAVOREVOLI

Badge	Ragione Sociale	Proprio	Delega	Totale
6008	RICCI ELEONORA		594	594
DE*	CASIGLIANI TOMMASO		150	150
DE*	DANDA S.R.L.			
6029	AGOSTINI ANTONIO			
**D	ARK LIFE ASSURANCE COMPANY LIMITED		23.585	23.585
**D	JPMORGAN FUNDS (IRELAND) ICAV		1.083	1.083
**D	FIDANTE PARTNERS LIQUID STRATEGIES		60.180	60.180
**D	CORONATION GLOBAL OPPORTUNITIES FUND		161.957	161.957
**D	ARCA FONDI SGR - FONDO ARCA AZIONI ITALIA		400.000	400.000
**D	AVIVA INVESTORS AVIVA INVESTORS LUXEMBOURG		1.197.837	1.197.837
**D	JPMORGAN INVESTMENT FUNDS		935.624	935.624
**D	MORGAN STANLEY INVESTMENT FUNDS		831.457	831.457
**D	FRANKLIN TEMPLETON INVESTMENT FUNDS		124.543	124.543
**D	T. ROWE PRICE FUNDS SICAV		366	366
**D	JPMORGAN FUNDS		13.249	13.249
**D	DEXIA PENSION FUND (DEXIA ASSET MANAGEME		50	50
**D	KAIROS INTERNATIONAL SICAV - RISORGIMENTO		143.549	143.549
**D	KAIROS INTERNATIONAL SICAV - ITALIA		54.897	54.897
**D	KAIROS INTERNATIONAL SICAV - TARGET ITALY ALPHA		4.235	4.235
**D	UBI SICAV ITALIAN EQUITY		350.000	350.000
**D	UBI PRAMERICA SGR SPA		150.000	150.000
**D	HELABA INVEST KAPITALANLAGEGESELLSCHAFT MBH		18.387	18.387
**D	NMM5 WIEQ BRF ACCOUNT		25.400	25.400
**D	WIF LAZ GBL PFD LIS INFRA		867.849	867.849
**D	NMM5-WIEQ-CNS ACCOUNT		16.737	16.737
**D	ALLIANZ GLR EM AGI EUR HIGH DIVIDEND		97.040	97.040
**D	ALLIANZ FAD EUROPE HIGH DIVIDEND		80.390	80.390
**D	ALLIANZ GLR EQ EU RCM BEST STYLES		38.490	38.490
**D	THE MASTER TRUST BANK OF JAPAN LTD		1.176.686	1.176.686
**D	JAPAN TRUSTEE SERVICES BANK LTD		4.473	4.473
**D	FIDELITY FUNDS SICAV		3.400.027	3.400.027
**D	ING DIRECT		45.090	45.090
**D	FIDELITY POC FIRST GLOBAL KOK PILOT		518	518
**D	GIM SPECIALIST INVESTMENT FUNDS		7.986	7.986
**D	PIONEER FLEXIBLE OPPORTUNITIES FUND		185.753	185.753
**D	FIDELITY SAL ST FIDELITY GLOBAL EX US IN		93.608	93.608
**D	MACQUARIE GLOBAL LISTED INFRASTRUCTURE C		72.377	72.377
**D	THORNBURG GLOBAL INVESTMENT PLC		17.791	17.791
**D	FIDELITY SALEM STREET TRUST: SPARTAN TOTAL INTERNATIONAL INDEX FUND		17.921	17.921
**D	FIDELITY UCITS ICAV		8.719	8.719
**D	DEVELOPED INTERNATIONAL EQUITY SELECT ETF		165	165
**D	FIDELITY UCITS II ICAV		346	346
**D	COHEN & STEERS GLOBAL LIST. INFR.FD		60.603	60.603

Assemblea Ordinaria del 20 aprile 2018

LISTA ESITO DELLE VOTAZIONE
Oggetto: Retribuzione Collegio Sindacale

FAVOREVOLI

Badge	Ragione Sociale	Proprio	Delega	Totale
**D	NUVEEN GLOBAL INFRASTRUCTURE FUND		879.856	879.856
**D	CORNERSTONE ADVISORS GLOBAL PUBLIC EQUITY FUND		10.324	10.324
**D	PANAGORA RISK PARITY M.A.C.FD		952	952
**D	BEST INVESTMENT CORPORATION		340.457	340.457
**D	BEST INVESTMENT CORPORATION		394.996	394.996
**D	HSBC MANAGED STABLE GROWTH FUND		243	243
**D	HSBC MANAGED STABLE FUND		165	165
**D	HSBC MANAGED GROWTH FUND		2.779	2.779
**D	HSBC MANAGED BALANCED FUND		1.541	1.541
**D	JPMORGAN MULTI INCOME FUND		52.990	52.990
**D	ALL GL IN ASIA FD-ALLIANZ SEL EU EQY DIV		18.890	18.890
**D	JPMORGAN EUROPE STRATEGIC DIVIDEND FUND		15.052	15.052
**D	CARDIF VITA COMPAGNIA ASSIC E RIASS SPA		750.000	750.000
**D	DEKA MASTER HAEK I		43.929	43.929
**D	AXA EURO DIVIDEND K		19.600	19.600
**D	ALLIANZ RFG FONDS		80.370	80.370
**D	AXA EURO DIVIDEND S		12.800	12.800
**D	UNIVERSAL-CAV		22.557	22.557
**D	BAYVK A4 FONDS		17.956	17.956
**D	ALLIANZGI FONDS ALLRA		2.610	2.610
**D	ALLIANZGI FONDS SCHLUCCO		6.000	6.000
**D	DILL COFONDS		3.500	3.500
**D	AGI FONDS LIPCO III		1.500	1.500
**D	ALLIANZGI FONDS MAF4		5.480	5.480
**D	ALLIANZGI FONDS KDCCO		10.000	10.000
**D	ALLIANZGI FONDS COEN2		10.000	10.000
**D	ALLIANZGI FONDS RBB		2.391	2.391
**D	ALLIANZGI FONDS SIV		3.000	3.000
**D	ALLIANZGI FONDS AFE		26.682	26.682
**D	ALLIANZGI FONDS PTV2		21.978	21.978
**D	ALLIANZGI FONDS PF1		6.625	6.625
**D	HFZH COFONDS		5.000	5.000
**D	ALLIANZGI FONDS PF2		21.134	21.134
**D	ALLIANZGI SHL		3.500	3.500
**D	ALLIANZGI FONDS MAF1		6.000	6.000
**D	ALLIANZGI E		40.000	40.000
**D	ALLIANZGI FONDS PENSIONS		3.801	3.801
**D	BPSS FRANKFURT/AXA INVESTMENT MANAGERS GMBH ON BEHALF OF AXA EURO DIVIDEND DBVL		15.600	15.600
**D	AXA EURO DIVIDEND D		2.800	2.800
**D	AXA EURO DIVIDEND L		6.400	6.400
**D	AXA EURO DIVIDEND L		2.231	2.231
**D	AXA ASSICURAZIONI SPA		4.000	4.000
**D	BNE BILBAO LL		315.833	315.833

Pagina 15

Azionisti in proprio: 1.166

16

Teste:

Azionisti in delega:

26
1.150

Assemblea Ordinaria del 20 aprile 2018

LISTA ESITO DELLE VOTAZIONE

Oggetto: **Retribuzione Collegio Sindacale**

FAVOREVOLI

Badge	Ragione Sociale	Proprio	Delega	Totale
**D	BNP PARIBAS A FUND		59.822	59.822
**D	BNP PARIBAS EASY		131.564	131.564
**D	BNP PARIBAS B PENSION GROWTH		52.607	52.607
**D	BNP PARIBAS B PENSION STABILITY		21.155	21.155
**D	METROPOLITAN RENTASTRO		93.337	93.337
**D	BNP PARIBAS B PENSION BALANCED		232.421	232.421
**D	JANUS HEND INSTIT EUROP INDEX OPP FUND		49.849	49.849
**D	BPTCJ DPF REVEH CITIBK RH FD SERV JERSEY		2.627	2.627
**D	ENHANCED INDEX INTERNATIONAL SHARE FUND		10.885	10.885
**D	BP2S SYDNEY/ENHANCED INDEX INTERNATIONAL SHARE FUND		34.439	34.439
**D	INSURANCE COMMISSION OF WESTERN AUSTRALI		362.575	362.575
**D	AUSTRALIAN CATHOLIC SUPERAN RETIREM FUND		4.997	4.997
**D	MERCER PROPERTY AND INFRASTRUCTURE		66.322	66.322
**D	AMP CAP UNHEDGED GL SHS MULTI MAN FUND		7.837	7.837
**D	AMP INT EQ IND FD HEDGED		53.543	53.543
**D	IPAC SPEC INV STR INT SHARESTRATEGY NO 1		3.640	3.640
**D	WHOLESALE GLOBAL EQUITY INDEX FUND		1.438	1.438
**D	AMP GLOBAL LISTED INFRAST INDEX FUND HED		196.825	196.825
**D	WHOLESALE UNIT TRUST GL INFRASTRUCTURE F		61.999	61.999
**D	WHOLESALE UNIT TRUST MSQI GLOB INDEX SHS		4.092	4.092
**D	CARDIFF ASSICURAZIONI SEA		15.000	15.000
**D	FCP BNP PARIBAS ACTIONS EUROLAND		56.032	56.032
**D	FCP BNP PARIBAS ACTIONS EUROPE		2.092	2.092
**D	AXA AA DIVERSFIE INDICIEL 1		18.082	18.082
**D	FCP ALM ACTIONS EURO		175.416	175.416
**D	FCP CNP ACTIONS EM		69.309	69.309
**D	ROSENBERG EUROBLOC		328.400	328.400
**D	SAKKARAH 7		10.372	10.372
**D	SAINT MARTIN 2		79.966	79.966
**D	STICHT BEDRIJ MEDIA PNO		59.261	59.261
**D	IPA CORPORATE ACTIONS AND INCOME		18.658	18.658
**D	STICHTING PENSIOENFONDS AHOLD		27.357	27.357
**D	CAISSE DES DEPOTS ET CONSIGNATIONS		55.514	55.514
**D	FONDS RESERVE RETRAITES		133.816	133.816
**D	FONDS DE RESERVE POUR LES RETRAITES		44.992	44.992
**D	ERAFP ACTIONS EUROS 1		1.604.451	1.604.451
**D	CPR AM		31.246	31.246
**D	SWISS LIFE LUXEMBOURG SA		27.975	27.975
**D	PI CH - EUROPEAN EX SWISS EQUITIES TRACKER EX SL		1.040	1.040
**D	BANQUE PICTET & CIE SA		8.597	8.597
**D	PI CH-WORLD EX SWISS EQUITIES TRACKER US		35.603	35.603
**D	PICTET GLOBAL SELECTION FUND		94.598	94.598
**D	PGSF GLOBAL UTILITIES EQUITIES FUND		3.168.351	3.168.351

Assemblea Ordinaria del 20 aprile 2018

LISTA ESITO DELLE VOTAZIONE
Oggetto: Retribuzione Collegio Sindacale

FAVOREVOLI

Badge	Ragione Sociale	Proprio	Delega	Totale
**D	PICTET-EUROPE INDEX		165.541	165.541
**D	MEMNON FUND		1.135.541	1.135.541
**D	GLOBAL HIGH DIVIDEND EQUITY MOTHER FUND		270.000	270.000
**D	SHINKO GLOBAL EQUITY INDEX MOTHER FUND		913	913
**D	FUJI XEROX PENSION FUND		85.241	85.241
**D	GIVI GLOBAL EQUITY FUND CLT AC		6.436	6.436
**D	MACQUARIE - GLOBAL LISTED INFR FD		42.983	42.983
**D	BROOKFIELD INVESTMENT FUNDS UCITS		173.600	173.600
**D	QUAESTIO CAPITAL FUND		4.857	4.857
**D	MAPLE BROWN ABBOTT FUNDS PLC		273.170	273.170
**D	SINGLE SELECT PLATFORM		144.392	144.392
**D	NFS LIMITED TRAFALGAR COURT		19.246	19.246
**D	SHELL TRUST (BERMUDA) LIMITED AS TRUSTEE OF THE SHELL INTERNATIONAL PENSION FUND		5.864	5.864
**D	SHELL TRUST (BERMUDA) LTD AS TRUSTEE OF THE SHELL OVERSEAS CONTRIBUTORY PENSION FUND		15.055	15.055
**D	H.E.S.T. AUSTRALIA LIMITED		17.805	17.805
**D	SAS TRUSTEE CORPORATION		565.765	565.765
**D	NEW YORK STATE COMMON RETIREMENT FUND		93.399	93.399
**D	UBS GLOBAL ASSET MANAGEMENT LIFE LTD		258.223	258.223
**D	UBS ASSET MANAGEMENT LIFE LTD 5 BRO		3.340	3.340
**D	MAGELLAN WHOLESALE PLUS INFRASTRUCTURE F		14.164	14.164
**D	TCORPIM INDEXED INT SHARE (UNHEDGED) FD		4.553	4.553
**D	FIDELITY FIRST GLOBAL FUND		913	913
**D	JPMORGAN CHASE BANK - PB - UNITED STATES TRUSTS		459	459
**D	JPMORGAN CHASE BANK N.A.		1.343	1.343
**D	ROCKEFELLER & CO., INC		2.009	2.009
**D	BANCO CENTRAL DE TIMOR EST		35.091	35.091
**D	GAMMA EMIRATES INVESTMENT L.L.C. EM		686	686
**D	THE BARCLAYS BANK UK RETIREMENT FUND		5.556	5.556
**D	UBS (US) GROUP TRUST		19.687	19.687
**D	IBM PERSONAL PENSION PLAN TRUST		2.783	2.783
**D	AUSCOAL SUPERANNUATION FUND		315.057	315.057
**D	MTBJ DAIDO LIFE FOREIGN EQUITY MOTHER FD		1.971	1.971
**D	OPTIMIX WHOLESALE INTERNATIONAL PROPERTY SECURITIES TRUST		142.589	142.589
**D	THE BOEING COMPANY EMPLOYEE RETIREMENT PLANS MASTER TRUST		268.994	268.994
**D	BOMBARDIER TRUST U.S. MASTER TRUST		29.902	29.902
**D	JPM FUND ICVC-JPM MULTI-ASSET INCOME F.		9.171	9.171
**D	AVIVA LIFE & PENSIONS UK LIMITED		101.462	101.462
**D	UBS ASSET MANAGEMENT LIFE LTD		20.109	20.109
**D	UBS WORLD MINIMUM VOLATILITY INDEX		95.221	95.221
**D	UBS TIGER BALI DEVELOPED 1000 INDEX FUND		8.580	8.580
**D	FUNDACAO CALOUSTE GULBENKIAN		10.978	10.978
**D	JNL/BROOKFIELD GLOBAL INFRASTRUCTURE FUND		1.484.700	1.484.700
**D	FLORIAN MORNINGSTAR DEVELOPED MARKETS		12.798	12.798

Pagina 17

Azionisti proprii 1.166 Teste: 26
Azionisti in delega: 16 Azionisti in delega: 1.150



Assemblea Ordinaria del 20 aprile 2018

LISTA ESITO DELLE VOTAZIONE

Oggetto: **Retribuzione Collegio Sindacale**

FAVOREVOLI



Badge	Ragione Sociale	Proprio	Delega	Totale
**D	T ROWE PRICE INTERNATIONAL EQUITY INDEX		19.588	19.588
**D	SBC MASTER PENSION TRUST SBC MASTER PENSION TRUST 208		11.160	11.160
**D	JNL/MELLON CAPITAL INTNAL INDEX FUND		59.961	59.961
**D	FLEXSHARES INTERNATIONAL QUALITY DIVIDEND DEFENSIVE INDEX FUND		8.680	8.680
**D	FLEXSHARES INTERNATIONAL QUALITY DIVIDEND INDEX FUND		73.211	73.211
**D	ABU DHABI RETIREMENT PENSIONS AND BENEFIT		35.938	35.938
**D	SBC MASTER PENSION TRUST		21.898	21.898
**D	JNL-S&P INTERNATIONAL 5 FUND		12.952	12.952
**D	FLEXSHARES STOXX GLOBAL BROAD INFRASTRUC		247.285	247.285
**D	FLEXSHARES STOXX GLOBAL ESG IMPACT INDEX		490	490
**D	GOLDMAN SACHS TRUST - GOLDMAN SACHS INTE		8.283	8.283
**D	GOLDMAN SACHS TRUST- GOLDMAN SACHS INTER		40.489	40.489
**D	THE MASTER TRUST BANK OF JAPAN LTD		601.899	601.899
**D	THE MASTER TRUST BANK OF JAPAN, LTD AS TRUSTEE FOR MUTB400045796		593.233	593.233
**D	STICHTING SHELL PENSIOENFONDS		51.426	51.426
**D	SHELL PENSIONS TRUST LIMITED AS TRUSTEE OF SHELL CONTRIBUTORY PENSION FUND		31.404	31.404
**D	STICHTING PENSIOENFONDS MEDISCH SPECIALI		350.099	350.099
**D	MASTER TRUST BANK OF JAPAN, LTD. PENSION		571.148	571.148
**D	ALLIANZGI-FONDS DSPT		19.586	19.586
**D	FIDELITY EUROPEAN VALUES PLC		552.952	552.952
**D	KAPITALFORENINGEN PENSAM INVEST PSI 30 EUROPAEISKE AKTIER		28.863	28.863
**D	KAPITALFORENINGEN PENSAM INVEST PSI 31 EUROPAEISKE AKTIER		29.157	29.157
**D	FIDELITY INVESTMENT FUNDS III FIDELITY DIVERSIFIED GROWTH FUND		10.090	10.090
**D	JPMORGAN EUROPEAN INVESTMENT TRUST PLC		37.524	37.524
**D	STICHTING DEPOSITARY APC DEVELOPED MARKETS EQUITY MINIMUM VOLATILITY POOL		136.352	136.352
**D	EQ ADVISORS TRUST - AXA SMARTBETA EQUITY		500	500
**D	VANTAGETRUST III MASTER COLLECTIVE INVES		24.580	24.580
**D	STICHTING PENSIOENFONDS VOOR HUISARTSEN		27.356	27.356
**D	THE MASTER TRUST BANK OF JAPAN		33.375	33.375
**D	BUREAU OF LABOR FUNDS - LABOR RETIREMENT FUND		5.091	5.091
**D	BUREAU OF LABOR FUNDS- LABOR PENSION FUND		10.596	10.596
**D	BUREAU OF LABOR FUNDS - LABOR RETIREMENT FUND		6.456	6.456
**D	BUREAU OF LABOR FUNDS-LABOR INSURANCE FUND		197.762	197.762
**D	BUREAU OF LABOR FUNDS- LABOR PENSION FUND		1.079.082	1.079.082
**D	BUREAU OF LABOR FUNDS - LABOR RETIREMENT FUND		566.549	566.549
**D	STATE OF WYOMING		25.544	25.544
**D	FIDELITY INVESTMENT FUNDS - FIDELITY Y GLOBAL DIVIDEND FUND		399.227	399.227
**D	FIDELITY INVESTMENT FUNDS - FIDELITY MONEYBUILDER WORLD INDEX FUND		10.800	10.800
**D	FIDELITY INSTITUTIONAL PAN EUROPEAN FUND		60.569	60.569
**D	FIDELITY INVESTMENT FUNDS - EUROPEAN FUN		1.188.198	1.188.198
**D	AXA ROSENBERG EUROPEAN FUND		12.800	12.800
**D	FIDELITY INVESTMENT FUNDS - FIDELITY INDEX EUROPE		131.869	131.869
**D	FIDELITY INVESTMENT FUNDS - FIDELITY INDEX EUROPE		24.753	24.753

Assemblea Ordinaria del 20 aprile 2018

LISTA ESITO DELLE VOTAZIONE
 Oggetto: Retribuzione Collegio Sindacale

FAVOREVOLI

Badge	Ragione Sociale	Proprio	Delega	Totale
**D	SIJOITUSRAHASTO ALFRED BERG EUROPE		51.134	51.134
**D	THE MASTER TRUST BANK OF JAPAN LTD		2.568	2.568
**D	AQR FUNDS - AQR EMERGING MOMENTUM		3.173	3.173
**D	AQR INTERNATIONAL MOMENTUM FUND		12.192	12.192
**D	TRUST AND CUSTODY SERVICES BANK LIMITED		34.969	34.969
**D	JPMORGAN INCOME BUILDER FUND		144.725	144.725
**D	PROSHARES DJ BROOKFIELD GLOB.INFRASTR.ET		17.040	17.040
**D	OPPENHEIMER MACQUARIE GLOBAL INFRASTRUCR		22.925	22.925
**D	OSHARES FTSE EUROPE QUALITY DIVIDEND ETF		5.617	5.617
**D	1290 FUNDS - 1290 SMARTBETA EQUITY FUND		500	500
**D	THE KATHERINE MOORE REVOCABLE TRUST		486	486
**D	KATHERINE C. MOORE CHARITABLE LEAD ANNUITY TRUST II		903	903
**D	JPMORGAN DIVERS RETURN EU EQUIT ETF		4.666	4.666
**D	MMA PRAXIS INTERNATIONAL INDEX FUND		13.863	13.863
**D	HOBART FAMILY INVESTMENTS LLC		1.982	1.982
**D	COMMINGLED PENSION TRUST FUND (INTREPID INTERNATIONAL) OF JPMORGAN CHASE BANK		102.503	102.503
**D	T ROWE PRICE INTL CORE EQUITY TRUST		513	513
**D	UNITED STATES STEEL CORPORATION REPRESENT		536	536
**D	RBC INTERNATIONAL EQUITY INDEX ETF		10.295	10.295
**D	RBC QUBE LOW VOLATILITY GLOBAL EQUITY FU		24.520	24.520
**D	SUN LIFE SENTRY INFRASTRUCTURE FUND		283.465	283.465
**D	LABORERS PENSION FUND OF WESTERN CANADA		24.800	24.800
**D	MANULIFE SOBEYS GLOBAL EQUITY FUND UT		65.100	65.100
**D	MANULIFE GLOBAL INFRASTRUCTURE FUND		128.900	128.900
**D	MANULIFE INVESTMENT EXCHANGE FUND CORP		43.100	43.100
**D	MAPLE BROWN ABBOT GLOBAL LISTED INFR FD		679.902	679.902
**D	4D GLOBAL INFRASTRUCTURE FUND		23.045	23.045
**D	BROOKFIELD GLOBAL LISTED INFRASTRUCTURE		186.300	186.300
**D	BROOKFIELD GLOBAL INFRASTRUCTURE SECURIT		123.100	123.100
**D	BOMBARDIER TRUST (CANADA) REAL RETURN AS		250.513	250.513
**D	THE BOMBARDIER TRUST (UK)		274.480	274.480
**D	SVS TPI INCOME BUILDER 1		83.935	83.935
**D	FTSE ALL WORLD INDEX FUND		32.579	32.579
**D	CENTRAL FINANCE BOARD METHODIST CHURCH		3.430	3.430
**D	REASSURE LIMITED		166.704	166.704
**D	HSBC EUROPEAN INDEX FUND		131.537	131.537
**D	FRIENDS LIFE AND PENSIONS LIMITED		4.735	4.735
**D	TARGET CAPITAL DESIGNATED ACTIVITY COMPAN		11.205.167	11.205.167
**D	HSBC GLOBAL INVESTMENT FUNDS		11.415	11.415
**D	HSBC BANK PLC A/C NATIONAL GRID UK PENSION SCHEME		2.314	2.314
**D	HSBC BANK PLC 25/28 NORTH WALL QUAY		32.318	32.318
**D	MERRILL LYNCH PROFESSIONAL CLEARING CORP		4.846	4.846
**D			2.300	2.300



Assemblea Ordinaria del 20 aprile 2018LISTA ESITO DELLE VOTAZIONE
Oggetto: Retribuzione Collegio Sindacale

FAVOREVOLI

Badge	Ragione Sociale	Proprio	Delega	Totale
**D	NMMS-WIEQ-NVN ACCOUNT		15.591	15.591
**D	NMMS GIEP NVN ACCOUNT		76.013	76.013
**D	TRUST E CUSTODY SERVICES BANK LTD		66.620	66.620
**D	TRUST & CUSTODY SERVICES BANK LTD AS TRUSTEE FOR PENSION INVESTMENT FUND TRUST NUMBER 21		9.201	9.201
**D	NIKKO AM WORLD FDS-AM INTECH GLOBAL CORE FUND		178	178
**D	NIKKO AM INVESTMENT TRUST (LUXEMBOURG) - NIKKO AM INTECH KOKUSAI FUND		27	27
**D	GLOBAL INFRASTR DIV FOCUS EQUITY FUND		811.079	811.079
**D	VANGUARD EUROPEAN STOCK INDEX FUND		1.275.301	1.275.301
**D	VANGUARD DEVELOPED MARKETS INDEX FUND		2.920.889	2.920.889
**D	VANGUARD TOTAL WORLD STOCK INDEX FUND		168.093	168.093
**D	VANGUARD FTSE ALL-WORLD EX US INDEX FUND		903.943	903.943
**D	VANGUARD FUNDS PLC		258.291	258.291
**D	VANGUARD INVESTMENT SERIES PLC		615.157	615.157
**D	ANIMA SGR SPA		603.365	603.365
**D	ANIMA SGR SPA ANIMA CRESCITA ITALIA		53.843	53.843
**D	ABERDEEN GLOBAL		24.099	24.099
**D	ABERDEEN DIVERSIFIED INCOME FUND		4.954	4.954
**D	ABARDEEN MONCEAU		3.366	3.366
**D	FCP TRANSAT PATRIMOINE 2		85.000	85.000
**D	FCPE SERENIS ADAGIO		1.700	1.700
**D	FCPE LES TROIS FONTAINES		2.200	2.200
**D	POINCARE II		2.500	2.500
**D	FCP JPA		3.000	3.000
**D	SICAV METISS		4.000	4.000
**D	UNIVERSE THE CMI GLOBAL NETWORK FUND		59.455	59.455
**D	SCHRODER INTERNATIONAL SELECTION FUND		1.157	1.157
**D	FIDUCIARY TRUST COMPANY INTERNATIONAL AS		1.033	1.033
**D	VANGUARD GLOBAL INFRASTRUCT. INDEX FUND		65.765	65.765
**D	ANZ WHOLESALE INTERN.SHARE NO. 1 FUND		1.760	1.760
**D	VANGUARD INTERNATIONAL SHARE INDEX FUND		149.483	149.483
**D	ONEPATH GLOB SHARES LARGE CAP UNHED IN P		56.136	56.136
**D	ONEPATH LOW VOLATILITY GLOBAL EQ IN POOL		27.151	27.151
**D	MTBJ DAIDO LIFE FOREIGN EQUITY MOTHER FD		535.369	535.369
**D	AXA EQUITABLE LIFE INSURANCE CO		4.370	4.370
**D	EQ ADVISORS TRUST - ATM INTL. PORTFOLIO		13.471	13.471
**D	VANGUARD TOTAL INTERNATIONAL STOCK INDEX		7.180.469	7.180.469
**D	PRUDENTIAL LEGACY INSURANCE COMPANY OF N		10.456	10.456
**D	VANGUARD FID COMPANY EUROPEAN STOCK INDE		26.477	26.477
**D	NEW MEXICO STATE INVESTMENT COUNCIL		15.594	15.594
**D	EQ.ADVISORS TRUST-AXA/AB DYNAMIC GROWTH		21.035	21.035
**D	NBIMC EAFE EQUITY INDEX FUND - CLASS N		10.956	10.956
**D	NBIMC PUBLIC INFRASTRUCTURE (2017)		68.319	68.319
**D	RBC ISB - MMA VIE SA		702.873	702.873

Assemblea Ordinaria del 20 aprile 2018

LISTA ESITO DELLE VOTAZIONE
 Oggetto: Retribuzione Collegio Sindacale

FAVOREVOLI

Badge	Ragione Sociale	Proprio	Delega	Totale
**D	FCP LBPAM IRC ACTIONS EURO MIN VAR		10.141	10.141
**D	FORSTA AP - FONDEN		1.208.670	1.208.670
**D	SPROTT GLOBAL INFRASTRUCTURE FUND		10.465	10.465
**D	SAS TRUSTEE CORPORATION		113.425	113.425
**D	THE BOEING COMPANY EMPLOYEE RETIREMENT PLANS MASTER TRUST		274.915	274.915
**D	RARE INFRASTRUCTURE VALUE FUND UNHEDGED		948.260	948.260
**D	RARE INFRASTRUCTURE INCOME FUND		4.152	4.152
**D	RARE INFRASTRUCTURE VALUE FUND HEDGED		1.092.327	1.092.327
**D	FONDO GESTIELLE OBIETTIVO ITALIA DI ALETTI GESTIELLE S.G.R.		60.000	60.000
**D	GESTIELLE CEDOLA ITALY OPPORTUNITY DI ALETTI GESTIELLE SGR		25.000	25.000
**D	FONDO GESTIELLE PRO ITALIA DI ALETTI GESTIELLE SGR SPA		25.000	25.000
**D	OLD WESTBURY LARGE CAP STRATEGIES FUND ATTN JUDSON K LA LONDE		46.939	46.939
**D	BBVABCO DEPOSITARIOINVEST FUNDS		11.280	11.280
**D	STATE OF WISCONSIN INVESTMENT BOARD		347.290	347.290
**D	ADVANTAGE FUNDS INC DREYFUS GLOBAL MULTI ASSET INCOME FUND		23.791	23.791
**D	SUBSIDIZED SCHOOLS P FUND NORTHERN		12.883	12.883
**D	KAPITALFORENINGEN EMD INVEST GLOBALE AKTIER II		8.328	8.328
**D	KAPITALFORENINGEN EMD INVEST GLOBALE AKTIER III		2.288	2.288
**D	56053 IP GLOBAL EQUITIES I		27.891	27.891
**D	AST QMA INTL CORE EQUITY PORT PDMP		67.317	67.317
**D	DELTA LLOYD EQUITY SUSTAINABLE GLOBAL FUND		13.847	13.847
**D	DELTA LLOYD EQUITY SUSTAINABLE GLOBAL FUND DPF		9.026	9.026
**D	DELTA LLOYD EQUITY SUSTAINABLE GLOBAL FUND A		25.561	25.561
**D	NATIONAL BANK TRUST		508.346	508.346
**D	CF MITON GLOBAL INFRASTRUCTURE INCOME FUND		18.200	18.200
**D	SP LLP UK CHARITIES CLIENTS AC		8.230	8.230
**D	DEP QF SSGA NONUS EQUITY H1		1.450	1.450
**D	DEP QF SSGA NONUS EQUITY R2		4.325	4.325
**D	DEP QF SSGA NONUS EQUITY B1		1.964	1.964
**D	DEP QF SSGA NONUS EQUITY B2		2.010	2.010
**D	GENERAL MILLS GROUP TRUST		27.783	27.783
**D	PB SSGA INTL EQ TAX		2.147	2.147
**D	POWERSHARES PUREBETA FTSE DEVELOPED EX NORTHAMERICA PORTFOLIO		84	84
**D	USMIA GLOBAL EQUITY		1.607	1.607
**D	BOA OMNIBUS PERAMETRIC		3.014	3.014
**D	DRMA LTD		18.349	18.349
**D	WE INVESTED EAFE GLOBAL		20.043	20.043
**D	WELLS FARGO WFTS AND PHELPS GLOBAL INFRASTRUCTURE FUND		167.836	167.836
**D	C9M PERAMETRIC		849	849
**D	WELLS FARGO REAL ASSETS FUND LLC		107.200	107.200
**D	FIDELITY STREET TRUST FIDELITY SAI INTERNATIONAL INDEX FUND		242.588	242.588
**D	UNION BANK		1.936	1.936
**D	DEUTSCHE BANK MSCI EAFE HDY HDG ETF		1.187	1.187

Pagina 21

Azionisti: 1.166 Teste: 26
 Azionisti in proprio: 16 Azionisti in delega: 1.150



Assemblea Ordinaria del 20 aprile 2018

LISTA ESITO DELLE VOTAZIONI

Oggetto: Retribuzione Collegio Sindacale

FAVOREVOLI

Badge	Ragione Sociale	Proprio	Delega	Totale
**D	EII REAL ESTATE SECURITIES ADVISORS LTD EII PROPERTY FUNDS		3.086	3.086
**D	US BANK TAX EXEMPT OMNI REP NONRECC		813	813
**D	USBK BROOKFIELD REAL ASSETS SEC FD		20.600	20.600
**D	USBK REGIONAL TRANSPORTATION DSPP		738	738
**D	B4305 FRB S LUND RES TR FBO B LUND		420	420
**D	B4306 FRB M LUND REV TR		328	328
**D	1217 APG DME INDUSTR		177.486	177.486
**D	1253 APG DME CORE EU		333.075	333.075
**D	SSGA GLOBAL TEMC STRAT POOL		7.753	7.753
**D	PANAGORA RISK PARITY MULTI ASSET MASTER FUND LTD		14.274	14.274
**D	UPMC BMO FCP		2.478	2.478
**D	OPPENHEIMER GLOBAL ESG REVENUE ETF		278	278
**D	BROOKFIELD REAL ASSETS INCOME FUND INC		49.100	49.100
**D	PHILADELPHIA GAS WORKS PENSION PLAN		746	746
**D	PSG DIVERSIFIED INFRASTRUCTURE LLC		5.200	5.200
**D	OPPENHEIMER INTERNATIONAL REVENUE ETF		338	338
**D	CADENCE GLOBAL EQUITY FUND LP		601	601
**D	THE UNIVERSITY COURT OF THE UNIVERSITY OF GLASGOW		2.087	2.087
**D	RELIANCE TRUST INSTITUTIONAL RETIREMENT TRUST		17.200	17.200
**D	AUTO CLUB GROUP		24.807	24.807
**D	IVY PROSHARES MSCI ACWI INDEX FUND		964	964
**D	ADVANCED SERIES TRUST AST ACADEMIC STRATEGIES ASSET ALLOCATION PORTFOLIO		14.495	14.495
**D	MACQUARIE GLOBAL INFRASTRUCTURE TOTAL RETURN FUND INC		418.109	418.109
**D	U S BANK NATIONAL ASSOCIATION		1.304	1.304
**D	NKB SII EUROPE GROWTH		8.000	8.000
**D	NKB SII EUROPE VALUE		8.200	8.200
**D	NKB SII GLOBAL AKTIER MIN RISIKO		75.300	75.300
**D	RPTCL GREFF RUSSELL MOMENTUM		65.261	65.261
**D	DEUTSCHE XTRKS MSCI ALL WORLD HDG		2.862	2.862
**D	EMPLOYEES RETIREMENT SYSTEM OF THE CITY OF BALTIMORE		5.414	5.414
**D	BOK MCM DM PEQ		1	1
**D	AOHIT HAI RHUMBLINE EAFE THE ARCHDIOCESE OF HARTFORD INVESTMENT TRUST		702	702
**D	HRCR RPMT HAP RHUMBLINE EAFE		530	530
**D	EMPLOYEES RETIREMENT TRUST OF BANK OF MONTREAL HARRIS		6.259	6.259
**D	PUBLIC EMPLOYEES RETIREMENT SYSTEM OF MISSISSIPPI		63.569	63.569
**D	PS FTSE LO BT EQ WT PORT		4.869	4.869
**D	GREATLINK SUPREME INTECH		367	367
**D	700021 PD GLOBALE AKTIER I		249.933	249.933
**D	700241 PD STABILE AKTIER		109.100	109.100
**D	WILMINGTON MULTIMANAGER INTERNATIONAL FUND		5.401	5.401
**D	AST PRU GRWTH ALL PTF QMA EAFE PDFF		273.533	273.533
**D	PS FTSE RAFI EU UCITS ETF BNYMTCIL		492	492
**D	POWERSHARES GLOBAL FUNDS IRELAND PLC		388	388

Assemblea Ordinaria del 20 aprile 2018



LISTA ESITO DELLE VOTAZIONE
Oggetto: Retribuzione Collegio Sindacale

FAVOREVOLI

Badge	Ragione Sociale	Proprio	Delega	Totale
**D	PS FTSE RAFI DEVEL MAR EX US PORT		29.700	29.700
**D	BNYMTCIL GLG EUROPEAN EQ ALTER TRAD		90	90
**D	PRUDENTIAL INVESTMENT PORTFOLIOS INC PRUDENTIAL BALANCED FUND		882	882
**D	PSF CONSERVATIVE BAL PORTF QMA		8.633	8.633
**D	PSF FLEXIBLE MANAGED PORTF QMA		5.622	5.622
**D	AST MORGAN STANLEY MULTI ASSET PDMS		1.425	1.425
**D	GREAT WEST INTERNATIONAL INDEX FUND		28.188	28.188
**D	BNYMTCIL PS ST HIDVLWVI UCITS ETF		12.126	12.126
**D	PFI INTL EQUITY INDEX FUND		32.157	32.157
**D	BNYMTCIL LAZARD GBL EQTY FRNCHS FND		261.808	261.808
**D	BNYMTCIL LAZARD GBL LI EQUITY FD		5.101.697	5.101.697
**D	BNYTD CF MACQUARIE GBL INFRS SRS FD		35.242	35.242
**D	PFI OVERSEAS FD PMC		18.794	18.794
**D	BNYTD CF CANLIFE GBL INFRA FD		58.727	58.727
**D	CTJ RE STANLIB GLOBAL EQUITY FD AB		2.700	2.700
**D	IQ 50 PERCENT HEDGED FTSE INTL ETF		22.366	22.366
**D	IQ 50 PERCENT HEDGED FTSE EURO ETF		9.073	9.073
**D	GS ACTIVE BETA INTL EQUITY ETF		16.544	16.544
**D	GS ACTIVEBETA EUROPE ETF		2.030	2.030
**D	AXA MPS FINANCIAL DAC		43.000	43.000
**D	DEUTSCHE XTRK MSCI EMU HDG EQ ETF		3.445	3.445
**D	VOYA INTERNATIONAL INDEX PORTFOLIO		47.654	47.654
**D	THE AMERICAN UNIVERSITY IN CAIRO		2.041	2.041
**D	DAEC NQ SSGA TAX		599	599
**D	DAEC Q SSGA INTL TC		779	779
**D	PS6F STATE STREET INTL EQ		23.512	23.512
**D	PS6F GOTHAM 400 INTL		1.956	1.956
**D	SR5F PARAMETRIC DELTA SHIFT		1.232	1.232
**D	SEMPRA ENERGY PENSION MASTER TRUST		10.410	10.410
**D	TEACHERS RETIREMENT SYSTEM OF LOUISIANA		6.750	6.750
**D	APL RB EQ DEV MIRA		1.110	1.110
**D	PFI DIV REAL ASSET FUND MACQUARIE		305.852	305.852
**D	DEUTSCHE XTRKS MSCI EURO CCYHGD		73.703	73.703
**D	ARC RB EQ DEV KAITOS		505	505
**D	MI FONDS K12 SPK		25.801	25.801
**D	DEUTSCHE XTRKS MSCI EAFE CCYHGD		175.093	175.093
**D	DVHE DIV RSK HI DIV GL EQ		844	844
**D	EGFA DIV AMON US EQUITY GT		7.268	7.268
**D	ASV RB BOREV MENKAR		1.241	1.241
**D	DEUTSCHE XTRKS MSCI EAFE CCYHGD		757	757
**D	SEMPRA ENERGY PENSION TRUSTEE COMPANY LIMITED		105.231	105.231
**D	SPPRAN INTL INDEX		674.059	674.059
**D	BELLSOUTH FUND RFA VEBA TRUST		11.763	11.763

Pagina 23

Azionisti in proprio: 1.166 Teste: 26
 Azionisti in delega: 16 Azionisti in delega: 1.150



Assemblea Ordinaria del 20 aprile 2018

LISTA ESITO DELLE VOTAZIONE
 Oggetto: **Retribuzione Collegio Sindacale**

FAVOREVOLI

Badge	Ragione Sociale	Proprio	Delega	Totale
**D	CITIGROUP PENSION PLAN		98.825	98.825
**D	CP2F LAZARD INFRASTRUCTURE		66.014	66.014
**D	ECBSEG		18.061	18.061
**D	DREYFUS GLOBAL EQUITY INCOME FUND		136.870	136.870
**D	DREYFUS INTERNATIONAL STOCK INDEX FUND		18.448	18.448
**D	FIRE AND POLICE PENSION ASSOCIATION OF COLORADO		8.699	8.699
**D	FPCF SSGA EDHEC		2.991	2.991
**D	FXPF LAZARD INFRASTRUCTUR		400.863	400.863
**D	MNVF SSGA INTL EQUITY		2.252	2.252
**D	SHELL PENSION TRUST		14.928	14.928
**D	WF AND CO CASH PLN EVERGN INV 1		42.597	42.597
**D	WF AUTO CLUB INSURANCE ASSOCIATION		26.186	26.186
**D	SLI GLOBAL ABSOLUTE RET STRATEGIES		698.881	698.881
**D	THE EUROPEAN CENTRAL BANK		16.110	16.110
**D	VIRTUS TOTAL RETURN FUND INC		341.484	341.484
**D	RHODE ISLAND EMPLOYEES RETIREMENT SYSTEMS POOLED TRUST		26.201	26.201
**D	UFJF MCM MSCI WORLD FD		6.149	6.149
**D	DIOCESE OF VENICE PENSION PLAN AND TRUST		1.541	1.541
**D	MCIC VERMONT A RECIPROCAL RISK RETENTION GROUP		6.554	6.554
**D	PITTSBURGH THEOLOGICAL SEMINARY OF THE PRESBYTERIAN CHURCH		1.553	1.553
**D	PUBLIC EMPLOYEE RETIREMENT SYSTEM OF IDAHO		22.600	22.600
**D	NSNF PARA EAFE MONTI		2.674	2.674
**D	NSNF PARA EAFE PI 1		2.206	2.206
**D	NSNF PARA EAFE PI 2		1.278	1.278
**D	VANGUARD INTL HIGH DIV YLD INDEX FD		55.065	55.065
**D	PDBF NUVEEN		135.357	135.357
**D	PGEF PG E QUALIFIED PANAGORA EAFE		11.077	11.077
**D	CZ AANDELEN SSGA		4.546	4.546
**D	NBK SSGA EQ 2		15.089	15.089
**D	NBK UBS EQ		6.177	6.177
**D	DEUTSCHE XTRK MSCI STH EUR HDG ETF		238	238
**D	BNYMTCIL FT GBL ALPHADEX UCITS ETF		734	734
**D	COUNTY EMPLOYEES ANNUITY AND BENEFIT FUND OF COOK COUNTY		16.964	16.964
**D	US BK AK STEEL CORP MSTR PEN TR AT		34.771	34.771
**D	US BK BROOKFIELD GLB LST INF IN FD		224.300	224.300
**D	USBK BROOKFIELD GBL LIS INFRAS FD		129.900	129.900
**D	USBK FRONTEGRA MFG CORE INFRASTR FD		377.720	377.720
**D	USBK AMERICAN HEART ASSOCIATION INC		556	556
**D	AP7 EQUITY FUND		470.675	470.675
**D	ALASKA PERMANENT FUND CORPORATION		458.004	458.004
**D	ALASKA PERMANENT FUND CORPORATION		41.370	41.370
**D	ALASKA PERMANENT FUND CORPORATION		457.069	457.069
**D	ALASKA PERMANENT FUND CORPORATION		18.720	18.720

Assemblea Ordinaria del 20 aprile 2018

LISTA ESITO DELLE VOTAZIONE
Oggetto: Retribuzione Collegio Sindacale

FAVOREVOLI

Badge	Ragione Sociale	Proprio	Delega	Totale
**D	VIRGINIA RETIREMENT SYSTEM		226.011	226.011
**D	MIDDLETOWN WORKS HOURLY AND SALARIED UNION RETIREES HEALTH CARE FUND		1.859	1.859
**D	IN8 COP TREAS PWP RHUMLINE MSCI		2.262	2.262
**D	LOUISIANA STATE ERS MSCI EXUS INDEX		9.521	9.521
**D	NV PERS MELLON CAPITAL INDEX		137.096	137.096
**D	NV PERS SSGA EAFE INDEX PUBLIC EMPLOYEES RETIREMENT SYSTEM OF NEVADA		88.574	88.574
**D	NV RBIF ALLNCEBRNSTN INTL EQ		2.969	2.969
**D	UPMC BMO PENSION		2.633	2.633
**D	UPMC BMO		2.297	2.297
**D	AST GS MULTI ASSET PORT LIQ PDHB		4.418	4.418
**D	POOL RE L AND G MSCI EQ		4.968	4.968
**D	PENN SERIES DEV INTL INDEX FUND		3.533	3.533
**D	PHC SSGA EQ		52.625	52.625
**D	PENSION RESERVES INVESTMENT TRUST FUND		118.379	118.379
**D	BELL ATLANTIC MASTER TRUST		38.096	38.096
**D	VOYA INTERNATIONAL CORE FUND		5.073	5.073
**D	DUKE ENERGY QUALIFIED NUCLEAR DECOMMISSIONING		13.582	13.582
**D	AUTO CLUB INSURANCE ASSOCIATION		109.658	109.658
**D	LINCOLN VARIABLE INSURANCE PRODUCTS TRUST LVIP SSGA DEVELOPED INTERNATIONAL 150 FUND		213.457	213.457
**D	LINCOLN VARIABLE INSURANCE PRODUCTS TRUST LVIP SSGA INTERNATIONAL INDEX FUND		91.532	91.532
**D	MERCY INVESTMENT SERVICES INC		4.438	4.438
**D	ALLIANZ GLOBAL INVESTORS KAPITALANLAGEGESELLSCHAFT MBH		7.216	7.216
**D	AGI VGI 1 SUB AKT 8477 23 6328 SPK		74.040	74.040
**D	AGI VGI 1 DIV QUA 8477 25 6338 SPK		9.010	9.010
**D	AGI VGL RCM S VAL 8478 10 6359 SPK		157.850	157.850
**D	AGI PV WS RCM VAL 8490 06 5209 SPK		14.740	14.740
**D	AGI VKA RCM S VAL 8502 10 6376 SPK		68.480	68.480
**D	PUBLIC EMPLOYEES RETIREMENT ASSOCIATION OF NEW MEXICO		27.025	27.025
**D	BOARD OF PENSIONS OF THE EVANGELICAL LUTHERAN CHURCH IN AMERICA		4.931	4.931
**D	THE STATE OF CONNECTICUT ACTING THROUGH ITS TREASURER		68.711	68.711
**D	SOUTH CAROLINA RETIREMENT SYSTEMS GROUP TRUST		22.363	22.363
**D	INTERNATIONAL BANK FOR RECONSTRUCTION AND DEVELOPMENT		16.601	16.601
**D	PRUDENTIAL INVESTMENT PORTFOLIO 2 PRUDENTIAL QMA INTL DEVELOPED MRKTS INDEX FUND		1.120	1.120
**D	ENERGY INSURANCE MUTUAL LIMITED		3.239	3.239
**D	CENTRAL STATES SOUTHEAST AND SOUTHWEST AREAS PENSION FUND		18.422	18.422
**D	IOWA PUBLIC EMPLOYEES RETIREMENT SYSTEM		5.235	5.235
**D	EGT ERE GLOBAL LSTD INFRASTRUCT FD		86.920	86.920
**D	BANK OF AMERICA OMNIBUS		1.200	1.200
**D	GLOBAL INVESTMENTS FUND		2.849	2.849
**D	SEI GLOBAL MASTER FUND PLC		5.862	5.862
**D	THE STANLEY GROUP SERVICES		319.601	319.601
**D	TRICOR HONG KONG TERM B		30.956	30.956
**D	TRIS PLAN B		16.498	16.498

Pagina 25

Azionisti 1.166 Teste: 26
Azionisti in delega: 16 Azionisti in delega: 1.150



Assemblea Ordinaria del 20 aprile 2018

LISTA ESITO DELLE VOTAZIONE
 Oggetto: **Ributizione Collegio Sindacale**

FAVOREVOLI

Badge	Ragione Sociale	Proprio	Delega	Totale
**D	SG ACTIONS EUROPE MULTIGESTION		2.565	2.565
**D	CNS GLOBAL LIST INFRASTRUCTURE		86.843	86.843
**D	ETOILE ACTIONS RENDEMENT		102.552	102.552
**D	ETOILE INDUSTRIE EUROPE		21.006	21.006
**D	MAAF ASSURANCES SA		213.864	213.864
**D	TRUST CUSTODY SERVICES BANK		195.807	195.807
**D	PROTEC BTP		4.704	4.704
**D	LA BANQUE POSTALE ASSET MANAG.		20.000	20.000
**D	TRUST AND CUDTODY SERVICES		46.300	46.300
**D	AMUNDI FUNDS II-PLIONEER FLEX.		56.714	56.714
**D	BROWN BROTHERS HARRIMAN		8.130	8.130
**D	AMUNDI SOLUZIONI IT- PROG. CED		107.330	107.330
**D	NUVEEN GLOBAL INVESTORS FUND		62.091	62.091
**D	AEGON CUSTODY B.V		109.118	109.118
**D	AHL ALPHA MASTER LIMITED C/O CITCO TRUSTEES (CAYMAN) LIMITED		7.193	7.193
**D	AHL DIRECTIONAL EQUITIES MASTER LIMITED		14.604	14.604
**D	AHL EVOLUTION LTD SHARMAINE BERKELEY ARGONAUT LTD		166.771	166.771
**D	AHL GENESIS 2 LIMITED C/O MAPLES CORPORATE SERVICES LIMITED		18.273	18.273
**D	AHL GENESIS LIMITED		10.380	10.380
**D	AQR DELTA SAPPHIRE FUND LP		650	650
**D	AVIVA INVESTORS INTERNATIONAL INDEX TRACKING FUND		14.356	14.356
**D	BERESFORD FUNDS PLC		88.836	88.836
**D	CBOSC ATF CW BK GRP SUP WGSS08		8.520	8.520
**D	CITIBANK INTERNATIONAL PLC AS TRUSTEE CITIBANK INT.PLC		1.689.842	1.689.842
**D	COLONIAL FIRST STATE INVESTMENTS LIMITED.		652.162	652.162
**D	COMMONWEALTH GLOBAL INFRASTRUCTURE SECURITIES FUND 1		342.681	342.681
**D	FIDANTE PARTNERS LIMITED		192.670	192.670
**D	GOTHAM CAPITAL V LLC		142	142
**D	GOVERNMENT OF SINGAPORE		1.280.572	1.280.572
**D	INTERNATIONAL EQUITIES FUND		4.440	4.440
**D	IRISH LIFE ASSURANCE.		223.525	223.525
**D	IRISH LIFE ASSURANCE PLC		73.029	73.029
**D	JOHN HANCOCK FUNDS II GLOBAL ABSOLUTE RETURN STRATEGIES FUND		307.264	307.264
**D	JOHN HANCOCK FUNDS II INTERNATIONAL STRATEGIC EQUITY ALLOCATION FUND		105.015	105.015
**D	JOHN HANCOCK VARIABLE INSURANCE TRUST INTERNATIONAL EQUITY INDEX TRUST		15.943	15.943
**D	LEGAL AND GENERAL		10.571	10.571
**D	LEGAL AND GENERAL ASSURANCE PENSIONS MANAGEMENT LIMITED		6.020.903	6.020.903
**D	LEGAL AND GENERAL ASSURANCE SOCIETY LIMITED		3.964	3.964
**D	LEGAL AND GENERAL COLLECTIVE INVESTMENT TRUST.		428.070	428.070
**D	MACQUARIE INVESTMENT MANAGEMENT LIMITED		351.875	351.875
**D	MACQUARIE MULTI FACTOR FUND		5.053	5.053
**D	MACQUARIE TRUE INDEX GLOBAL INFRASECURITIES FUND		325.320	325.320
**D	MONETARY AUTHORITY OF SINGAPORE		262.599	262.599

Assemblea Ordinaria del 20 aprile 2018

LISTA ESITO DELLE VOTAZIONE
Oggetto: Retribuzione Collegio Sindacale

FAVOREVOLI

Badge	Ragione Sociale	Proprio	Delega	Totale
**D	NATIONAL COUNCIL FOR SOCIAL SECURITY FUND.		2.510	2.510
**D	NUMERIC MULTI STRATEGY MARKET NEUTRAL LEVERED OFFSHORE FUND LIMITED		1.110	1.110
**D	NUMERIC SOCIALLY AWARE MULTI STRATEGY FUND LTD		640	640
**D	PINEBRIDGE FUND SERIES PINEBRIDGE EUROPE EQUITY FUND		91.990	91.990
**D	REDWOOD POINT ORION MASTER FUND LTD - INTL EQUITY SLEEVE		3.580	3.580
**D	STICHTING MN SERVICES AANDELENFONDS EUROPA.		41.639	41.639
**D	STICHTING PENSIOENFONDS METAAL		187.979	187.979
**D	STICHTING PENSIOENFONDS METAAL EN T MN SERVICES		61.444	61.444
**D	STICHTING PGGM DEPOSITARY		613.943	613.943
**D	THE NOMURA TRUST AND BANKING CO. LTD		10.197	10.197
**D	TWO SIGMA ABSOLUTE RETURN PORTFOLIO LLC CORPORATION SERV.COMP.2		17	17
**D	VICTORY CEMP MARKET NEUTRAL INCOME FUND		2.747	2.747
**D	VICTORYSHARES DEVELOPED ENHANCED VOLATILITY WTD INDEX ETF		11.639	11.639
**D	VICTORYSHARES INTERNATIONAL HIGHDIV VOLATILITY WTD INDEX ETF		13.301	13.301
**D	VICTORYSHARES INTERNATIONAL VOLATILITY WTD INDEX ETF		1.480	1.480
**D	CROWN MANAGED ACCOUNTS SPC ACTING FOR AND ON BEHALF OF CROWN/OCEANWOOD SEGREGATED PORTFOLIO		3.992	3.992
**D	OCEANWOOD OPPORTUNITIES MASTER FUN C/O MAPLES CORPORATE SERVICES LIMITED		45.350	45.350
**D	UBS (LUX) EQUITY SICAV		101.670	101.670
**D	UBS GLOBAL SOLUTIONS - GLOBAL EQUITIES EUR		4.854	4.854
**D	UBS GLOBAL SOLUTIONS - GLOBAL EQUITIES II EUR		8.211	8.211
**D	UBS (LUX) EQUITY SICAV EURO COUNTRIES INCOME		50.487	50.487
**D	UBS (LUX) STRATEGY SICAV SAP DEFENSIVE (USD)		4.556	4.556
**D	UBS (LUX) STRATEGY SICAV SAP MEDIUM (USD)		10.722	10.722
**D	UBS (LUX) STRATEGY SICAV SAP DYNAMIC (USD)		3.776	3.776
**D	UBS FUND MANAGEMENT (LUXEMBOURG) SA		29.584	29.584
**D	UBS (LUX) SICAV 1		805	805
**D	UBS FUND MANAGEMENT (SWITZERLAND) AG.		313.170	313.170
**D	NORGES BANK		297.965	297.965
**D	UBS (LUX) STRATEGY XTRA SICAV		1.540	1.540
**D	MLC INVESTMENTS, MLC LIMITED		29.512	29.512
**D	VICTORIAN SUPERANNUATION FUND		566.013	566.013
**D	RETURN TO WORK CORPORATION OF SOUTH AUSTRALIA		110.187	110.187
**D	ENERGY SUPER		72.531	72.531
**D	GOVERNMENT OF NORWAY		8.959.457	8.959.457
**D	VISION POOLED SUPERANNUATION TRUST		25.775	25.775
**D	CITY OF SAN JOSE POLICE & FIRE DEPARTMENT RETIREMENT PLAN		45.325	45.325
**D	EDGE MASON DEVELOPED EX-US DIVERSIFIED CORE ETF		645	645
**D	EDGE MASON GLOBAL INFRASTRUCTURE ETF		29.288	29.288
**D	BEAUMONT HEALTH POOLED INVESTMENT PARTNERSHIP		440	440
**D	BEAUMONT HEALTH MASTER RETIREMENT TRUST		3.420	3.420
**D	BEAUMONT HEALTH		3.835	3.835
**D	KAISER PERMANENTE GROUP TRUST		368.144	368.144
**D	KAISER PERMANENTE GROUP TRUST		239.913	239.913

Pagina 27

Azionisti in proprio 1.166 Teste: 26
Azionisti in delega 16 Azionisti in delega: 1.150



Assemblea Ordinaria del 20 aprile 2018LISTA ESITO DELLE VOTAZIONE
Oggetto: Retribuzione Collegio Sindacale

FAVOREVOLI

Badge	Ragione Sociale	Proprio	Delega	Totale
**D	KAISER PERMANENTE GROUP TRUST		662.840	662.840
**D	HIRTLE CALLAGHAN TRUST INTERNATIONAL EQUITY PORTFOLIO		34.489	34.489
**D	HC CAPITAL TRUST- THE INSTITUTIONAL INTERNATIONAL EQUITY PTF		77.683	77.683
**D	HC CAPITAL TRUST - THE ESG GROWTH PORTFOLIO		4.744	4.744
**D	HC CAPITAL TRUST- THE CATHOLIC SRI GROWTH PORTFOLIO		866	866
**D	ARKWRIGHT, LLC		5.464	5.464
**D	SYLVAN PARTNERS, LLC		429	429
**D	KAISER FOUNDATION HOSPITALS		602.798	602.798
**D	KAISER FOUNDATION HEALTH PLAN INC		279.078	279.078
**D	JOHN HANCOCK VAR INS TRUST STRATEGIC EQUITY ALLOCATION TRUST		106.640	106.640
**D	JOHN HANCOCK FUNDS II STRATEGIC EQUITY ALLOCATION FUND		170.485	170.485
**D	BMO DISCIPLINED INTERNATIONAL EQUITY FUND		6.953	6.953
**D	LAZARD GLOBAL LISTED INFRASTRUCTURE PORTFOLIO	12.550.495		12.550.495
**D	LAZARD REAL ASSETS AND PRICING OPPORTUNITIES PORTFOLIO		4.029	4.029
**D	LAZARD EQUITY FRANCHISE PORTFOLIO		10.556	10.556
**D	COHEN + STEERS INFRASTRUCTURE FUND, INC.		1.335.023	1.335.023
**D	MFS DEVELOPMENT FUNDS, LLC		3.179	3.179
**D	GOLDMAN SACHS TRST II-GOLDMAN SACHS MULTI-MNGR GLOBAL EQT FUND		2.081	2.081
**D	GOLDMAN SACHS TRUST- GOLDMAN SACHS GLOBAL MANAGED BETA FUND		1.424	1.424
**D	GOLDMAN SACHS TRUST - GOLDMAN SACHS GLOBAL INFRASTRUCTURE FUND		185.721	185.721
**D	INTERNATIONAL MONETARY FUND		8.397	8.397
**D	ALLIANCEBERNSTEIN GLOBAL RISK ALLOCATION FUND INC		613	613
**D	ALLIANCEBERNST VAR PROD SER F INC.ALLIANCEB DYN ASSET ALL PTF		176	176
**D	JOHN HANCOCK LIFE AND HEALTH INSURANCE COMPANY		23.516	23.516
**D	METROPOLITAN LIFE INSURANCE COMPANY		14.131	14.131
**D	THE MASTER TRUST BK OF JP LTD: HITACHI FOREIGN EQ INDEX MF		8.442	8.442
**D	SPDR MSCI WORLD QUALITY MIX FUND		314	314
**D	IBM RETIREMENT PLAN		2.394	2.394
**D	THORNBURG INVESTMENT INCOME BUILDER FUND		9.804.878	9.804.878
**D	AMERICAN BUREAU OF SHIPPING		310	310
**D	STRATEGIC ACTIVE TRADING FUNDS PLC		6.859	6.859
**D	AMERICAN CENTURY QUANTITATIVE EQUITY FUNDS, INC. INT CORE EQ		2.155	2.155
**D	AXA IM SMART MATCHING SOLUTIONS PUBLIC LIMITED COMPANY		3.900	3.900
**D	ALPS INTERNATIONAL SECTOR DIVIDEND DOGS ETF		198.298	198.298
**D	ALPINE GLOBAL INFRASTRUCTURE FUND		73.700	73.700
**D	ANIMA FUNDS PLC		2.022	2.022
**D	AQR FUNDS - AQR ALTERNATIVE RISK PREMIA FUND		2.485	2.485
**D	AQR INTERNATIONAL EQUITY EDGE FUND, L.P.		51	51
**D	AXA INVESTMENT MANAGERS DEUTSCHLAND GMBH FOR AXA EUROPA		20.400	20.400
**D	AXA ROSENBERG EQUITY ALPHA TRUST		152.400	152.400
**D	STATE OF ALASKA RETIREMENT AND BENEFITS PLANS		65.400	65.400
**D	STATE OF ALASKA RETIREMENT AND BENEFITS PLANS		372.945	372.945
**D	STICHTING BEDRIJFSPENSIOENFONDS VOOR HET BAKKERSBEDRIJF		49.367	49.367

Assemblea Ordinaria del 20 aprile 2018

LISTA ESITO DELLE VOTAZIONE
 Oggetto: Retribuzione Collegio Sindacale

FAVOREVOLI

Badge	Ragione Sociale	Proprio	Delega	Totale
**D	UNITED TECHNOLOGIES CORPORATION EMPLOYEE SAVINGS PLAN		32.086	32.086
**D	THE WALT DISNEY COMPANY RETIREMENT PLAN MASTER TRUST		7.842	7.842
**D	BROOKFIELD REAL ASSETS HYBRID MASTER FUND L.P		11.700	11.700
**D	MET INVESTOR SERIES TRUST-ALLIANC GLOBAL DYNAMIC ALL PTF		46.847	46.847
**D	UAW RETIREE MEDICAL BENEFITS TRUST		142.016	142.016
**D	CENTRAL PROVIDENT FUND BOARD		4.816	4.816
**D	DESJARDINS GLOBAL INFRASTRUCTURE FUND		224.374	224.374
**D	CALVERT VP EAFE INTERNATIONAL INDEX PORTFOLIO		4.209	4.209
**D	CALVERT RESP INX SRS, INC.-CLVRT DVD MRKTS EX-U.S. RSP INX FD		3.105	3.105
**D	CAISSE DE DEPOT ET PLACEMENT DU QUEBEC		315.258	315.258
**D	THE REGENTS OF THE UNIVERSITY OF CALIFORNIA		286.164	286.164
**D	VALIC COMPANY I - GLOBAL SOCIAL AWARENESS FUND		7.576	7.576
**D	FIDELITY GLOBAL ASSET ALLOCATION FUND		45.887	45.887
**D	ALLIANZGI EUROPE EQUITY DIVIDEND FUND		2.417	2.417
**D	SAN JOSE FEDERATED RETIREE HEALTH CARE TRUST FUND		5.064	5.064
**D	SAN JOSE POLICE AND FIRE RETIREE HEALTH CARE TRUST FUND		952	952
**D	PARAMETRIC INTERNATIONAL EQUITY FUND		11.722	11.722
**D	FIS CALBEAR FUND, LLC		84.034	84.034
**D	FRANKLIN TEMPLETON ETF TRUST - FRANKLIN FTSE EUROPE ETF		5.901	5.901
**D	FRANKLIN TEMPLETON ETF TRUST - FRANKLIN FTSE ITALY ETF		3.034	3.034
**D	FRANKLIN TEMPLETON ETF TRUST - FRANKLIN FTSE EUROPE HEDGED ETF		1.855	1.855
**D	TAX - MANAGED INTERNATIONAL EQUITY PORTFOLIO		4.194	4.194
**D	ROCHE U.S. RETIREMENT PLANS MASTER TRUST		196.736	196.736
**D	BROOKFIELD GLOBAL REAL ASSET FUND		10.000	10.000
**D	TRANSAMERICA INTERNATIONAL EQUITY INDEX VP		399	399
**D	LAZARD GLOBAL INFRASTRUCTURE FUND		707.475	707.475
**D	TRANSAMERICA AB DYNAMIC ALLOCATION VP		2.254	2.254
**D	TANGERINE DIVIDEND PORTFOLIO		4.853	4.853
**D	TANGERINE BALANCED INCOME PORTFOLIO		945	945
**D	TANGERINE BALANCED PORTFOLIO		6.336	6.336
**D	TANGERINE BALANCED GROWTH PORTFOLIO		5.588	5.588
**D	TANGERINE EQUITY GROWTH PORTFOLIO		5.673	5.673
**D	LAZARD GLOBAL LISTED INFRASTRUCTURE (CANADA) FUND		1.539.612	1.539.612
**D	MM SELECT EQUITY ASSET FUND		8.200	8.200
**D	MM MSCI EAFE INTERNATIONAL INDEX FUND		6.965	6.965
**D	SPDR S+P GLOBAL DIVIDEND ETF		57.082	57.082
**D	JANUS HENDERSON SG GLOBAL QUALITY INCOME ETF		3.009	3.009
**D	JANUS CAPITAL MANAGEMENT LLC		1	1
**D	UNITED MORGAN CAPITAL MSCI WORLD INDEX FUND		4.118	4.118
**D	INTECH GLOBAL ALL COUNTRY ENHANCED INDEX FUND LLC		467	467
**D	SEASON SERIES TRUST SA MULTI-MANAGED INT EQUITY PTF		5.912	5.912
**D	SUNAMERICA SERIES TRUST- SA BLACKROCK VCP GLO MUL ASSET PTF		23.423	23.423
**D	STATE STREET GLOBAL EQUITY EX-US INDEX PORTFOLIO		41.521	41.521

Pagina 29

Azionisti Proprio: 1.166 Teste: 26
 Azionisti in delega: 16 Azionisti in delega: 1.150



Assemblea Ordinaria del 20 aprile 2018

LISTA ESITO DELLE VOTAZIONE
Oggetto: **Retribuzione Collegio Sindacale**

FAVOREVOLI

Badge	Ragione Sociale	Proprio	Delega	Totale
**D	STATE STREET INTERNATIONAL DEVELOPED EQUITY INDEX PORTFOLIO		90.764	90.764
**D	DEUTSCHE EAFE EQUITY INDEX FUND		1.600	1.600
**D	INVESCO GLOBAL INFRASTRUCTURE FUND		11.286	11.286
**D	KP INTERNATIONAL EQUITY FUND		8.698	8.698
**D	RHUMBLINE INTERNATIONAL POOLED INDEX TRUST		5.852	5.852
**D	SPDR MSCI ACWI IMI ETF		1.000	1.000
**D	SPDR MSCI EAFE FOSSIL FUEL FREE ETF		2.227	2.227
**D	SPDR MSCI WORLD QUALITY MIX ETF		152	152
**D	SPDR MSCI ACWI LOW CARBON TARGET ETF		3.522	3.522
**D	LAZARD GLOBAL INVESTMENT FUNDS PUBLIC LIMITED COMPANY		4.784	4.784
**D	ALLIANCEBERNSTEIN INTERNATIONAL ALL-COUNTRY PASSIVE SERIES		2.069	2.069
**D	MARYLAND STATE RETIREMENT & PENSION SYSTEM		34.898	34.898
**D	ALLIANZ GLOBAL INVESTORS GMBH FOR ALLIANZ EUROPAVISION		52.002	52.002
**D	THE PRUDENTIAL INSURANCE COMPANY OF AMERICA		37.368	37.368
**D	PRUDENTIAL TRUST CO MASTER COMMINGLED INV F FOR TAX EXEMPT TR		28.499	28.499
**D	MERCER QIF CCF		55.720	55.720
**D	MGI FUNDS PLC		32.901	32.901
**D	MORGAN STANLEY INST FUND INC. GLOBAL INFRASTRUCTURE PORTFOLIO		277.522	277.522
**D	MORGAN STANLEY INST FUND, INC. - GLOBAL ADVANTAGE PTF		8.078	8.078
**D	MORGAN STANLEY INSTITUTIONAL FUND INC MULTI- ASSET PORTFOLIO		16.493	16.493
**D	GTA A PANTHER FUND L.P		13.124	13.124
**D	MGI FUNDS PLC		223.821	223.821
**D	MORGAN STANLEY INSTITUTIONAL FUND TR- GL MULTI-ASSET INC PTF		1.767	1.767
**D	MET INVESTORS SERIES TRUST- PANAGORA GLO DIVERSIFIED RISK PTF		929	929
**D	NORTHROP GRUMMAN PENSION MASTER TRUST		372.922	372.922
**D	NORTHROP GRUMMAN CORPORATION VEBA MASTER TRUST I		1.278	1.278
**D	CITY OF NEW YORK GROUP TRUST		57.783	57.783
**D	CITY OF NEW YORK GROUP TRUST		133.959	133.959
**D	PIMCO EQUITY SERIES:PIMCO RAFI DYNAMIC MULTI-FACTOR INT EQ ETF		650	650
**D	PRINCIPAL EXCHANGE-TRADED FDS-PRINC INT MULTI-FACTOR INDEX ETF		2.304	2.304
**D	PRINCIPAL DIVERSIFIED REAL ASSET CIT		98.616	98.616
**D	INTEL CORPORATION RETIREE MEDICAL PLAN TRUST		8.065	8.065
**D	ALASKA COMMON TRUST FUND		12.876	12.876
**D	GOV OF HM THE SULTAN AND YANG DI-PERTUAN OF BRUNEI DARUSSALAM		20.120	20.120
**D	FEDERATED CITY EMPLOYEES RETIREMENT SYSTEM		28.331	28.331
**D	BANK OF KOREA		8.339	8.339
**D	SSGA MSCI ACWI EX-USA INDEX NON-LENDING DAILY TRUST		9.344	9.344
**D	GAM INVESTMENT MANAGEMENT (SWITZERLAND) AG		23.349	23.349
**D	STATE STREET IRELAND UNIT TRUST		80.268	80.268
**D	STANDARD LIFE INV GLO ABS RETURN STRAT MASTER FUND LTD.		264.827	264.827
**D	THE WORKERS' COMPENSATION BOARD		755.016	755.016
**D	GAM INV MGMT (SWITZ) AG ON BEHALF OF SWIF EUROPE EQUITY INDEX		916	916
**D	SSGA SPDR ETFS EUROPE I PUBLIC LIMITED COMPANY		1.632.818	1.632.818

Assemblea Ordinaria del 20 aprile 2018

LISTA ESITO DELLE VOTAZIONE



Oggetto: Retribuzione Collegio Sindacale

FAVOREVOLI

Badge	Ragione Sociale	Proprio	Delega	Totale
**D	SSGA SPDR ETFs EUROPE II PUBLIC LIMITED COMPANY		82.736	82.736
**D	SIR DAVID TRENCH FUND FOR RECREATION		318	318
**D	CALIFORNIA PUBLIC EMPLOYEES RETIREMENT SYSTEM		1.021.066	1.021.066
**D	AMERICAN BAR ASSOCIATION MEMBERS/MTC COLLECTIVE TRUST		91.917	91.917
**D	ROMAN CATHOLIC BISHOP OF SPRINGFIELD A CORPORATION SOLE		258	258
**D	DELTASHARES S+P INTERNATIONAL MANAGED RISK ETF		7.029	7.029
**D	TEACHER RETIREMENT SYSTEM OF TEXAS		229.579	229.579
**D	PINEBRIDGE GLOBAL FUNDS		17.793	17.793
**D	METZLER ASSET MANAGEMENT GMBH FOR MI-FONDS 415		50.000	50.000
**D	UBS (IRL) ETF PLC		3.851	3.851
**D	VANGUARD FTSE DEVELOPED EUROPE ALL CAP INDEX ETF		11.343	11.343
**D	VANGUARD FTSE DEVELOPED ALL CAP EX NORTH AMERICA INDEX ETF		12.404	12.404
**D	VANGUARD DEVEL ALL-CAP EX NORTH AMERICA EQT IND POOLED FUND		716	716
**D	VANGUARD GLOBAL MOMENTUM FACTOR ETF		160	160
**D	VANGUARD INVESTMENTS II COMMON CONTRACTUAL FUND		35.021	35.021
**D	VANGUARD INVESTMENTS COMMON CONTRACTUAL FUND		49.778	49.778
**D	VANGUARD FTSE DEVELOPED EUROPE INDEX ETF		1.572	1.572
**D	WINTON UCITS FUNDS PLC		30.943	30.943
**D	WELLS FARGO BK DECL OF TR EST INV FUNDS FOR EMPLOYEE BEN TR		56.469	56.469
**D	WELLS FARGO MASTER TRUST-WELLS FRGO FACTR ENHANCED INT PRTFLIO		43.072	43.072
**D	WISDOMTREE ISSUER PUBLIC LIMITED COMPANY		10.272	10.272
**D	WILMINGTON TRUST, NATIONAL ASSOCIATION		4.010	4.010
**D	DIVERSIFIED MARKETS (2010) POOLED FUND TRUST		8.137	8.137
**D	WASHINGTON STATE INVESTMENT BOARD		171.034	171.034
**D	WSIB INVESTMENTS (PUBLIC EQUITIES) POOLED FUND TRUST		5.024	5.024
**D	WISDOMTREE DYNAMIC CURRENCY HEDGED EUROPE EQUITY FUND		2.852	2.852
**D	WISDOMTREE DYNAMIC CURRENCY HEDGED INTRNL EQUITY FUND		27.787	27.787
**D	WISDOMTREE INTERNATIONAL HIGH DIVIDEND FUND		32.362	32.362
**D	WISDOMTREE INTERNATIONAL EQUITY FUND		59.489	59.489
**D	WISDOMTREE GLOBAL HIGH DIVIDEND FUND		3.532	3.532
**D	WISDOMTREE INTERNATIONAL DIVIDEND EX-FINANCIALS FUND		72.095	72.095
**D	WISDOMTREE INTERNATIONAL LARGE CAP DIVIDEND FUND		36.534	36.534
**D	WISDOMTREE EUROPE LOCAL RECOVERY FUND		4.002	4.002
**D	NEW YORK STATE TEACHERS RETIREMENT SYSTEM		191.992	191.992
**D	NEW YORK STATE TEACHERS RETIREMENT SYSTEM		17.906	17.906
**D	APRIORI FONDS METAAL OFF		32.649	32.649
**D	PRUDENTIAL RETIREMENT INSURANCE & ANNUITY COMPANY		10.003	10.003
**D	WISDOMTREE ASSET MANAGEMENT INTERNATIONAL EQUITY INDEX POOLED F		14.968	14.968
**D	GAM INVT MGMT (SWI)AG OBO ZUR INV IN FDS-ZIF AKTIEN EUROPA PASSIV		17.825	17.825
**D	GAM INVT MGMT (SWITZ)AG OBO ZURICH INVEST INSTITUTIONAL FUNDS		474.028	474.028
**D	SS BOND TRUST COMPANY INV FUNDS FOR TAXEXEMPT RETIREMENT PL		2.138.893	2.138.893
**D	GABUSSELLI FD GL EX-US INDEX NONLENDING QP COMMON TRUST FUND		4.707	4.707
**D	WISDOMTREE INTERNATIONAL HIGH DIVIDEND FUND		6.612	6.612

Pagina 31

Azionisti: 1.166 Teste: 26
 Azionisti in proprio: 16 Azionisti in delega: 1.150



Assemblea Ordinaria del 20 aprile 2018

LISTA ESITO DELLE VOTAZIONE

Oggetto: Retribuzione Collegio Sindacale

FAVOREVOLI



Badge	Ragione Sociale	Proprio	Delega	Totale
**D	SS FTSE DEV COMPREHENSIVE FACTOR IND NON-LENDING COMMON TRU FD		9.775	9.775
**D	STATE STREET SP GLO INFRA INDEX NON-LENDING COMMON TRUST FUND		493.234	493.234
**D	STATE STREET RAFI DEVELOP EX-US INDEX NON-LENDING COMMON TR FD		985	985
**D	SSGA MSCI EUROPE, SCREENED INDEX NON-LENDING COMMON TRUST FUND		48.048	48.048
**D	MSCI EAFE PROV SCREENED INDEX NON - LENDING COMMON TR FUND		6.533	6.533
**D	STATE STREET GLOBAL ADVISORS LUXEMBOURG SICAV		187.873	187.873
**D	AXA WORLD FUNDS		204.500	204.500
**D	ALLIANZ GLOBAL INVESTORS FUND		926.091	926.091
**D	INDEXIQ		4.626	4.626
**D	GOLDMAN SACHS FUNDS		14.581	14.581
**D	KIEGER FUND I		772	772
**D	MULTIPARTNER SICAV		46.000	46.000
**D	SGKB (LUX) FUND		1.317	1.317
**D	UBS ETF		694.911	694.911
**D	ISHARES MSCI ACWI LOW CARBON TARGET ETF		12.150	12.150
**D	PROXY TEAM PARAMETRIC PORTFOLIO ASSOCIATES		2.397	2.397
**D	TEACHERS' RETIREMENT SYSTEM OF THE STATE OF ILLINOIS		64.502	64.502
**D	IBM 401K PLUS PLAN		84.619	84.619
**D	STATE OF ALASKA RETIREMENT AND BENEFITS PLANS		19.494	19.494
**D	BRIGHTHOUSE FUNDS TRUST II - METLIFE MSCI EAFE INDEX PTF		30.871	30.871
**D	STATE OF MINNESOTA		201.700	201.700
**D	SPDR MSCI ACWI EX-US ETF		70.855	70.855
**D	SPDR S+P INTERNATIONAL DIVIDEND ETF		545.720	545.720
**D	SPDR S&P GLOBAL INFRASTRUCTURE ETF		309.087	309.087
**D	SPDR S&P WORLD (EX-US) ETF		52.228	52.228
**D	THE UNIVERSAL INSTITUTIONAL FUNDS, INC. GLOBAL INFRASTR PTF		66.896	66.896
**D	MORGAN STANLEY INSTITUTIONAL FD TR - GLOBAL STRATEGIST PTF		26.617	26.617
**D	THE UNIVERSAL INST F INC - GLOBAL STRATEGIST PORTFOLIO		9.732	9.732
**D	COMMON TRUST ITALY FUND		437.090	437.090
**D	STATE STREET TOTAL RETURN V.I.S. FUND		13.697	13.697
**D	MONETARY AUTHORITY OF SINGAPORE		4.361	4.361
**D	MANAGED PENSION FUNDS LIMITED		313.742	313.742
**D	ABBAY LIFE ASSURANCE COMPANY LIMITED		279.378	279.378
**D	SCOTTISH WIDOWS OVERSEAS GROWTH INV F ICVC - EURO GROWTH F		331.782	331.782
**D	STATE STREET TRUSTEES LTD ATF ABERDEEN CAPITAL TRUST		59.759	59.759
**D	SCOTTISH WIDOWS INV SOLUTIONS F ICVC- EUROPEAN (EX UK) EQ FD		134.739	134.739
**D	THE TRUSTEES OF CONOCOPHILLIPS PENSION PLAN		9.630	9.630
**D	FAMILY INVESTMENTS CHILD TRUST FUND		14.769	14.769
**D	FAMILY INVESTMENTS GLOBAL ICVC FAMILY BALANCED INT FUND		11.226	11.226
**D	HSBC AS TRUSTEE FOR SSGA EUROPE EX UK EQUITY TRACKER FUND		421.437	421.437
**D	CUMBRIA LOCAL GOVERNMENT PENSION SCHEME		51.987	51.987
**D	OMNIS MANAGED INVESTMENTS ICVC - OMNIS MULTI-ASSET INCOME FUND		118.809	118.809
**D	AL MEHWAR COMMERCIAL INVESTMENTS LLC		506.266	506.266

Assemblea Ordinaria del 20 aprile 2018

LISTA ESITO DELLE VOTAZIONE
Oggetto: Retribuzione Collegio Sindacale

FAVOREVOLI

Badge	Ragione Sociale	Proprio	Delega	Totale
**D	ALLIANZ UK+EUROPEAN INV FDS-ALLIANZ EUROPEAN EQUITY INCOME FD		11.497	11.497
**D	HBOS INTERNATIONAL INV FUNDS ICVC- EUROPEAN FUND		125.542	125.542
**D	STICHTING TRUST F AND C UNHEDGE		38.767	38.767
**D	THE TRUSTEES OF GOLDMAN SACHS UK RETIREMENT PLAN		1.715	1.715
**D	ST GEN RESERVE F OF THE MINISTRY FINANCE OF SULTANATE OF OMAN		17.278	17.278
**D	ABERDEEN INV FUNDS UK ICVC II-ABERDEEN EUR EQ ENHANCED INDEXF		48.061	48.061
**D	LEGG MASON FUNDS ICVC- LEGG MASON IF RARE GLOBAL INF INC FUND		780.367	780.367
**D	VANGUARD INV FDS ICVC-VANG FTSE DEV WOR LD EX - UK EQT IND FD		79.031	79.031
**D	VANGUARD INV F ICVC-VANGUARD FTSE DEV EUROPE EX-UK EQ INDEX F		165.676	165.676
**D	VANGUARD INV FUNDS ICVC-VANGUARD FTSE GLOB ALL CAP IND FUND		672	672
**D	SCOTTISH WID INV SOLS F ICVC - FDMNTL LOW VOL IND GLO EQT F		51.233	51.233
**D	SCOTTISH WIDOWS INV SOL F ICVC- FUNDAMENTAL INDEX GLB EQ F		62.076	62.076
**D	STATE STREET INTERNATIONAL EQUITIES INDEX TRUST		19.790	19.790
**D	SPDR S+P WORLD EX AUSTRALIA FUND		1.426	1.426
**D	SPDR S+P GLOBAL DIVIDEND FUND		40.155	40.155
**D	ARGO GLOBAL LISTED INFRASTRUCTURE LIMITED		128.204	128.204
**D	CHRISTIAN SUPER		1.178	1.178
**D	CHRISTIAN SUPER		1.945	1.945
**D	LAZARD GLOBAL LISTED INFRASTRUCTURE FUND		2.553.948	2.553.948
**D	STATE STREET INT EQTS INDEX TRUST EX TOBACCO EX CONTR WEAPONS		502	502
**D	LAZARD GLOBAL EQUITY FRANCHISE FUND		67.206	67.206
**D	QSUPER		18.798	18.798
**D	AXA IM ACWI SMARTBETA EQUITY FUND		2.500	2.500
**D	SUNSUPER SUPERANNUATION FUND		25.009	25.009
**D	UBS IQ MSCI WORLD EX AUSTRALIA ETHICAL ETF		418	418
**D	UBS IQ MSCI EUROPE ETHICAL ETF		393	393
**D	CANADA PENSION PLAN INVESTMENT BOARD		291	291
**D	THE TRUSTEES OF BP PENSION FUND		105.243	105.243
**D	KAPITALEFORENINGEN INVESTIN PRO - GLOBAL SMID CAP MARKET NEUTRAL EQUITY		3.903	3.903
**D	FLOURISH INVESTMENT CORPORATION		249.115	249.115
**D	PEOPLE'S BANK OF CHINA		608.230	608.230
**D	FLOURISH INVESTMENT CORPORATION		32.457	32.457
**D	AMERGEN CLINTON NUCLEAR POWER PLANT NONQUALIFIED FUND		1.302	1.302
**D	COMBUSTION ENGINEERING 524(G) ASBESTOS PI TTRUST		882	882
**D	CHURCH OF ENGLAND INVESTMENT FUND FOR PENSIONS		9.659	9.659
**D	EXELON FITZPATRICK NONQUALIFIED FUND		4.360	4.360
**D	EXELON FITZPATRICK QUALIFIED FUND		290	290
**D	FORD MOTOR COMPANY DEFINED BENEFIT MASTER TRUST		10.562	10.562
**D	FORD MOTOR COMPANY DEFINED BENEFIT MASTER TRUST		5.939	5.939
**D	FORD MOTOR COMPANY DEFINED BENEFIT MASTER TRUST		858	858
**D	FORD MOTOR COMPANY DEFINED BENEFIT MASTER TRUST		29.527	29.527
**D	FORD MOTOR COMPANY DEFINED BENEFIT MASTER TRUST		2.315	2.315
**D	FORD MOTOR COMPANY DEFINED BENEFIT MASTER TRUST		1.590	1.590



LISTA ESITO DELLE VOTAZIONE
 Oggetto: Retribuzione Collegio Sindacale

FAVOREVOLI

Badge	Ragione Sociale	Proprio	Delega	Totale
**D	JTW TRUST NO. 4 UAD 9/19/02		2.817	2.817
**D	JTW TRUST NO. 2 UAD 9/19/02		2.039	2.039
**D	JTW TRUST NO. 5 UAD 9/19/02		710	710
**D	NOVANT HEALTH INC		11.514	11.514
**D	SAMFORD UNIVERSITY PENSION PLAN TRUST		736	736
**D	STATE OF UTAH, SCHOOL AND INSTITUTIONAL TRUST FUNDS		13.079	13.079
**D	1999 VOL EMPL BEN ASS NON-REPR EMPL OF SOUT CAL EDISON CO		981	981
**D	SAMFORD UNIVERSITY		352	352
**D	VIRGINIA C.MARS REVOCABLE TRUST DATED AUGUST 6, 1991		413	413
**D	HRW TESTAMENTARY TRUST NO 3		2.073	2.073
**D	HRW TESTAMENTARY TRUST NO 1		2.573	2.573
**D	HRW TRUST NO 2 UAD 01/17/03		1.676	1.676
**D	HRW TESTAMENTARY TRUST NO. 10		998	998
**D	HRW TRUST NO 1 UAD 01/17/03		2.382	2.382
**D	HRW TESTAMENTARY TRUST NO. 11		2.568	2.568
**D	HRW TESTAMENTARY TRUST NO 6		3.336	3.336
**D	HRW TESTAMENTARY TRUST NO 4		2.041	2.041
**D	HRW TESTAMENTARY TRUST NO. 9		3.101	3.101
**D	HRW TESTAMENTARY TRUST NO. 8		2.472	2.472
**D	HRW TESTAMENTARY TRUST NO 2		1.679	1.679
**D	HRW TESTAMENTARY TRUST NO. 7		2.729	2.729
**D	HRW TRUST NO 4 UAD 01/17/03		1.152	1.152
**D	HRW TESTAMENTARY TRUST NO 5		2.158	2.158
**D	HRW TESTAMENTARY TRUST NO. 12		3.451	3.451
**D	HRW TRUST NO 3 UAD 01/17/03		1.152	1.152
**D	EXELON CORPORATION NUCLEAR DECOMMISSION TRUST - NON TAX QUAL		327	327
**D	SPARTAN GROUP TRUST FOR EMPLOYEE BENEFIT PLANS		39.413	39.413
**D	HONG KONG SAR GOVERNMENT EXCHANGE FUND		435.579	435.579
**D	HONG KONG SAR GOVERNMENT EXCHANGE FUND		71.329	71.329
**D	BUNTING INTERNATIONAL DEVELOPED EQUITY TE LLC		1.236	1.236
**D	CARROLL AVENUE PARTNERS LLC		623	623
**D	CARNELIAN INVESTMENT MANAGEMENT LLC		14.733	14.733
**D	STATES OF JERSEY COMMON INVESTMENT FUND		2.351	2.351
**D	CENTERSQUARE INVESTMENT MANAGEMENT LLC		4.280	4.280
**D	DYNASTY INVEST, LTD		813	813
**D	DFI LP EQUITY (PASSIVE)		461	461
**D	EVA VALLEY MA1.LLC		5.125	5.125
**D	FS OVERLAY C - PARAMETRIC		3.268	3.268
**D	FOURTH AVENUE INVESTMENT COMPANY		4.192	4.192
**D	FIDDLER PARTNERS LLC		617	617
**D	THE BUNTING FAM INT DEVELOPED EQUITY LIMITED LIABILITY CO		3.055	3.055
**D	INTERNATIONAL EXPATRIATE BENEFIT MASTER TRUST		2.334	2.334
**D	INTERNATIONAL EQUITY FUND		6.209	6.209

Assemblea Ordinaria del 20 aprile 2018

LISTA ESITO DELLE VOTAZIONE
Oggetto: Retribuzione Collegio Sindacale

FAVOREVOLI

Badge	Ragione Sociale	Proprio	Delega	Totale
**D	THE JBUT MASTER INVESTMENT PARTNERSHIP LLP		1.221	1.221
**D	NTGI-QM COMMON DAILY EAFE INDEX FUND - NON LENDING		39.459	39.459
**D	LAKE AVENUE INVESTMENTS, LLC		15.437	15.437
**D	LEGAL & GENERAL MSCI EAFE FUND, LLC		16.871	16.871
**D	LEHMAN-STAMM FAMILY PARTNERS LLC		602	602
**D	LTW GROUP HOLDINGS, LLC		5.157	5.157
**D	LTW INVESTMENTS LLC		9.311	9.311
**D	LUNA LLC		409	409
**D	LOY PARTNERSHIP, LLC		3.038	3.038
**D	MF INTERNATIONAL FUND LLC		805	805
**D	82A HOLDINGS, LLC		6.181	6.181
**D	NELKE PARTNERSHIP		2.148	2.148
**D	OHANA HOLDINGS LLC		53.700	53.700
**D	OMEGA FFIP LIMITED PARTNERSHIP		1.398	1.398
**D	ORIZABA, LP		19.554	19.554
**D	CINDY SPRINGS, LLC		2.710	2.710
**D	NTGI-QM COMMON DAILY ALL COUNWD EX-US INV MKT INDEX F NONLEND		10.335	10.335
**D	RDM LIQUID LLC		3.494	3.494
**D	ROTHKO ALL COUNTY WORLD EX-US EQUITY FUND LP		542	542
**D	RAMI PARTNERS, LLC		7.168	7.168
**D	SENTINEL INTERNATIONAL FUND		1.307	1.307
**D	SENTINEL INTERNATIONAL TRUST		2.378	2.378
**D	SIM GLOBAL BALANCED TRUST.		568	568
**D	VICTORIA PARTNERS, LP		8.234	8.234
**D	GLOBAL BOND FUND		5.124	5.124
**D	MS FUND LP		7.321	7.321
**D	FCM INTERNATIONAL LLC		589	589
**D	ZCA GLOBAL EQUITY STRATEGY, LP		180	180
**D	SHIMODA HOLDINGS, LLC		683	683
**D	MALACHITE 35 TRUST		10.125	10.125
**D	ZOMA CAPITAL LLC		702	702
**D	AVALON PORTFOLIO II, LLC		1.768	1.768
**D	FORTRESS INTERNATIONAL EQUITY PARTNERSHIP "C"		2.981	2.981
**D	INTERNATIONAL MONETARY FUND RETIRED STAFF BENEFITS INVESTMENT		4.025	4.025
**D	LEGAL & GENERAL MSCI EAFE SL FUND, LLC		16.054	16.054
**D	NTGI-QM COMMON DAILY EAFE INDEX FUND - LENDING		34.718	34.718
**D	NTGI - QM COMM DAILY ALL COUNTRY WD EX-US EQ INDEX F - LEND		20.637	20.637
**D	INTERNATIONAL MONETARY FUND STAFF RETIREMENT PLAN		17.437	17.437
**D	INTERNATIONAL MONETARY FUND STAFF RETIREMENT PLAN		6.352	6.352
**D	INTERNATIONAL BELIEF AND WORKS AG FOR PALEST REF IN THE NEAR EAST		2.256	2.256
**D	NATIONAL COUNCIL FOR SOCIAL SECURITY FUND, P.R.C		26.165	26.165
**D	NATIONAL COUNCIL FOR SOCIAL SECURITY FUND, P.R.C		68.455	68.455
**D	SHEFFER MASTER PENSION TRUST		13.551	13.551

Pagina 35

Azioni in proprio: 1.166 Teste: 26
Azionisti in delega: 16 Azionisti in delega: 1.150



Assemblea Ordinaria del 20 aprile 2018LISTA ESITO DELLE VOTAZIONE
Oggetto: ~~Retribuzione Collegio Sindacale~~

FAVOREVOLI

Badge	Ragione Sociale	Proprio	Delega	Totale
**D	FIDELITY SALEM STREET TRUST: FIDELITY FLEX INTERN INDEX FUND		279	279
**D	FIDELITY SALEM STREET TRUST FIDELITY SERIES GLOBAL EX U.S. INDEX FUND	114.860		114.860
**D	ASHMORE GLOBAL CONSOLIDATION & RECOVERY		983	983
**D	HAGFORS LIMITED		6.469	6.469
**D	NEW ZEALAND SUPERANNUATION FUND		149.396	149.396
**D	ACT CHIEF MINISTER, TREAS AND ECO DEV DIR SUPERANN PROV ACC		12.625	12.625
**D	ENERGY INVESTMENT FUND		199.983	199.983
**D	QIC INTERNATIONAL EQUITIES FUND		1.362	1.362
**D	MAGELLAN INFRASTRUCTURE FUND (UNHEDGED)		833.903	833.903
**D	GOVERNMENT EMPLOYEES SUPERANNUATION BOARD		14.397	14.397
**D	GOVERNMENT EMPLOYEES SUPERANNUATION BOARD		226.020	226.020
**D	MAGELLAN INFRASTRUCTURE FUND (CURRENCY HEDGED)		202.563	202.563
**D	MERCER PASSIVE INTERNATIONAL SHARES FUND		12.054	12.054
**D	QUEENSLAND INVESTMENT TRUST NO.2		5.946	5.946
**D	MAGELLAN CORE INFRASTRUCTURE FUND		102.357	102.357
**D	MAGELLAN INFRASTRUCTURE FUND		1.923.682	1.923.682
**D	NORTHERN FUNDS INTERNATIONAL GROWTH EQUITY FUND		21.123	21.123
**D	CLEARWATER INTERNATIONAL FUND		18.890	18.890
**D	ACORN 1998 TRUST		326	326
**D	EXELON PEACH BOTTOM UNIT 1 QUALIFIED FUND		516	516
**D	STATE OF IDAHO ENDOWMENT FUND INVESTMENT BOARD		1.406	1.406
**D	MICHIGAN CATHOLIC CONFERENCE MASTER PENSION TRUST		1.661	1.661
**D	NORTHERN MULTI MANAGER GLOBAL LISTED INFRASTRUCTURE FUND		2.156.216	2.156.216
**D	MICHIGAN CATHOLIC CONFERENCE		563	563
**D	NORTHERN FUNDS - INTERNATIONAL EQUITY INDEX FUND		186.795	186.795
**D	OYSTER CREEK NUCLEAR GENERATING STATION QUALIFIED FUND		1.445	1.445
**D	PLEIADES TRUST		1.961	1.961
**D	NORTHERN TRUST GLOBAL INVESTMENTS COLLECTIVE FUNDS TRUST		798.004	798.004
**D	ST. JOSEPH HEALTH SYSTEM		1.489	1.489
**D	VOL EMPL BEN ASS OF THE NON-REPR EMPL OF SOUT CAL EDISON CO		1.633	1.633
**D	THE TRUSTEES OF THE HENRY SMITH CHARITY		17.201	17.201
**D	TRINITY COLLEGE CAMBRIDGE		1.634	1.634
**D	SILVER GROWTH FUND, LP		4	4
**D	USAA MASTER TRUST (PENSION AND RSP)		2.721	2.721
**D	BANNER HEALTH		8.643	8.643
**D	CSAA INSURANCE EXCHANGE		20.228	20.228
**D	STICHTING INSTITUUT GAK		1.230	1.230
**D	GUIDE STONE FUNDS INTERNATIONAL EQUITY INDEX FUNDS		4.528	4.528
**D	GENERAL PENSION AND SOCIAL SECURITY AUTHORITY		13.972	13.972
**D	GEORGIA TECH FOUNDATION, INC.		1.229	1.229
**D	LOS ANGELES CITY EMPLOYEES RETIREMENT SYSTEM		45.070	45.070
**D	LOCKHEED MARTIN CORPORATION MASTER RETIREMENT TRUST		11.275	11.275
**D	MONTGOMERY COUNTY EMPLOYEES' RETIREMENT SYSTEM		4.509	4.509

Assemblea Ordinaria del 20 aprile 2018


LISTA ESITO DELLE VOTAZIONE
 Oggetto: Retribuzione Collegio Sindacale

FAVOREVOLI

Badge	Ragione Sociale	Proprio	Delega	Totale
**D	WYOMING RETIREMENT SYSTEM	4.694	4.694	4.694
**D	FORD MOTOR COMPANY OF CANADA, LIMITED PENSION TRUST	4.904	4.904	4.904
**D	HSBC INTERNATIONAL EQUITY POOLED FUND	14.288	14.288	14.288
**D	HALIFAX REGIONAL MUNICIPALITY MASTER TRUST	4.544	4.544	4.544
**D	OPSEU PENSION PLAN TRUST FUND	10.771	10.771	10.771
**D	FUTURE FUND BOARD OF GUARDIANS FOR AND OBO THE MED RES FUT FD	59.257	59.257	59.257
**D	IBM DIVERSIFIED GLOBAL EQUITY FUND	12.091	12.091	12.091
**D	NATIONAL WESTMINSTER BANK PLC AS TR OF JUPITER EUROP INC F	97.281	97.281	97.281
**D	LORD MAYORS CHARITABLE FUND	429	429	429
**D	THE BANK OF IRELAND STAFF PENSIONS FUND	162.912	162.912	162.912
**D	STICHTING HEINEKEN PENSIOENFONDS	33.841	33.841	33.841
**D	THE BOARD OF THE PENSION PROTECTION FUND	5.142	5.142	5.142
**D	STICHTING PENSIOENFONDS IBM NEDERLAND	2.765	2.765	2.765
**D	STICHTING PENSIOENFONDS SAGITTARIUS	14.623	14.623	14.623
**D	WHEELS COMMON INVESTMENT FUND	14.224	14.224	14.224
**D	WHEELS COMMON INVESTMENT FUND	1.182	1.182	1.182
**D	LOTHIAN PENSION FUND	58.957	58.957	58.957
**D	STICHTING PENSIOENFONDS VAN DE METALEKTRO (PME)	16.748	16.748	16.748
**D	NORTHERN TRUST UCITS COMMON CONTRACTUAL FUND	164.073	164.073	164.073
**D	COMMONWEALTH GLOBAL LISTED INFRASTRUCTURE FUND 7	170.970	170.970	170.970
**D	COLONIAL FIRST STATE INVESTMENT FUND 50	12.740	12.740	12.740
**D	COMMONWEALTH GLOBAL LISTED INFRASTRUCTURE FUND 6	933.070	933.070	933.070
**D	COLONIAL FIRST STATE WHOLESALE INDEXED GLOBAL SHARE FUND	20.637	20.637	20.637
**D	HSBC UCITS COMMON CONTRACTUAL FUND	658	658	658
**D	PREMIER ENERGY AND WATER TRUST PLC	90.000	90.000	90.000
**D	MUNICIPAL EMPLOYEES' ANNUITY AND BENEFIT FUND OF CHICAGO	4.446	4.446	4.446
**D	INVESTCO ITALIAN HOLDINGS SRL	66.513.016	66.513.016	66.513.016
**D	LEGAL & GENERAL GLOBAL EQUITY INDEX FUND	2.117	2.117	2.117
**D	NAT WEST BK AS TRUSTEE OF LEGAL & GENERAL EUROPEAN INDEX TR	325.295	325.295	325.295
**D	NAT WEST BK PLC AS TRUSTEE OF THE LEGAL & GENERAL INT IND TR	27.205	27.205	27.205
**D	PREMIER GLOBAL UTILITIES INCOME FUND	54.000	54.000	54.000
**D	SSGA GROSS ROLL UP UNIT TRUST	16.282	16.282	16.282
**D	MFG INVESTMENT FUND PLC	70.676	70.676	70.676
**D	KLEINWORT BENSON INVESTORS INSTITUTIONAL FUND PLC	661	661	661
**D	LEGAL & GENERAL ICAV	6.494	6.494	6.494
**D	NORTHERN TRUST INVESTMENT FUNDS PUBLIC LIMITED COMPANY	19.356	19.356	19.356
**D	LEGAL & GENERAL FUTURE WORLD EQUITY FACTORS INDEX FUND	3.722	3.722	3.722
**D	LEGAL & GENERAL GLOBAL INFRASTRUCTURE INDEX FUND	27.291	27.291	27.291
**D	LEGAL & GENERAL AUTHORISED CONTRACTUAL SCHEME	2.011	2.011	2.011
**D	BRISTOL SQUARE INVESTMENT MANAGEMENT CORPORATION	108.281	108.281	108.281
**D	STATE TEACHERS' RETIREMENT SYSTEM OF OHIO	438.173	438.173	438.173
**D	FONDO NAZIONALE DE PANAMA, ACTING AS TRUSTEE OF THE FIDEICOMISO DE FONDO DE AHORRO DE PANAMA	1.900	1.900	1.900
**D	BEIJING HONGKONG & COMPANY LIMITED 1818 TOT NUT VAN HET ALGEMEEN	914	914	914

Pagina 37

Azionisti: 1.166 Teste: 26
 Azionisti in proprio: 16 Azionisti in delega: 1.150



LISTA ESITO DELLE VOTAZIONE
 Oggetto: **Retribuzione Collegio Sindacale**

FAVOREVOLI


Badge	Ragione Sociale	Proprio	Delega	Totale
**D	KOMMUNAL LANDSPENSJONSKASSE GJENSIDIG FORSIKRINGSSELSKAP		35.799	35.799
**D	STICHTING BEDRIJFST VOOR HET SCHOONMAAK EN GLAZ		14.818	14.818
**D	FJARDE AP-FONDEN		180.901	180.901
**D	STICHTING DELA DEPOSITARY AND MANAGEMENT		1.390	1.390
**D	STICHTING PENSIOENFONDS ING		47.653	47.653
**D	ARBEJDSMARKEDETS TILLAEGSPENSION		383.365	383.365
**D	VERDIPAPIRFONDET KLP AKSJEGLOBAL INDEX 1		57.877	57.877
**D	VERDIPAPIRFONDET KLP AKSJEEUROPA INDEKS 1		27.743	27.743
**D	VERDIPAPIRFONDET KLP AKSJEGLOBAL LAVBETA I		375.802	375.802
**D	NORTHERN TRUST UCITS FGR FUND		86.910	86.910
**D	ANDRA AP-FONDEN		51.063	51.063
**D	MEDIOLANUM GESTIONE FONDI SGR - FLESSIBILE FUTURO ITALIA		800.000	800.000
**D	COVEA ACTIONS RENDEMENT		503.008	503.008
**D	ING RENDEMENT EUROPE		55.000	55.000
**D	INDOSUEZ EUROPE RENDEMENT		62.895	62.895
**D	CDC AD-EUROPE		17.212	17.212
**D	IXIS EURO ACTIONS		38.289	38.289
**D	NATIXIS ACTIONS EUROPE SECTEURS		46.290	46.290
**D	FCP NATIXIS ACTIONS EUROPEENNES		39.248	39.248
**D	OPCVM SEEYOND EQUITY FACTOR INVESTING EURO		2.397	2.397
**D	ASSURDIX		57.711	57.711
**D	ATOUT EUROPE SMART BETA		791	791
**D	ATOUT EUROLAND HAUT RENDEMENT		3.610	3.610
**D	AMUNDI ETF FTSE ITALIA PIR UCITS ETF DR		40.893	40.893
**D	AMUNDI INDEX SOLUTIONS		302.463	302.463
**D	LA SAUVERGARDE		10.680	10.680
**D	GMF VIE		729.845	729.845
**D	GMF ASSURANCES		201.268	201.268
**D	MMA IARD S.A.		262.777	262.777
**D	FIDELIA ASSISTANCE		3.518	3.518
**D	ASSISTANCE PROTECTION JURIDIQUE		17.789	17.789
**D	MAAF VIE		280.934	280.934
**D	ASSURANCES BANQUE POPULAIRE IARD		12.596	12.596
**D	MAAF SANTE		10.115	10.115
**D	ACTIF CANTON CREDIT AGRICOLE		974.000	974.000
**D	ACTIF CANTON LCL		457.000	457.000
**D	SAINT HUBERT		30.943	30.943
**D	AB CFAO		3.010	3.010
**D	FCP BOURBON 4		12.624	12.624
**D	FC CARPIMKO		26.651	26.651
**D	CONCORDE 96		13.003	13.003
**D	OACET		15.310	15.310
**D	FCPE HUTCHINSON ACTIONS		5.136	5.136

Assemblea Ordinaria del 20 aprile 2018

LISTA ESITO DELLE VOTAZIONE
 Oggetto: Retribuzione Collegio Sindacale

FAVOREVOLI

Badge	Ragione Sociale	Proprio	Delega	Totale
**D	FCPE NATIXIS ES ACTIONS EURO		1	1
**D	IBM FRANCE	8.819		8.819
**D	FCP CARPIMKO EUROPE	31.766		31.766
**D	FCP RSI EURO P	85.269		85.269
**D	FCP ICARE	6.636		6.636
**D	AGIRA RETRAITE DIVERSIFIE	5.505		5.505
**D	FCP AMUNDI HORIZON	27.766		27.766
**D	FCP PORTFOLIO LCR ACTIONS	6.582		6.582
**D	AMUNDI FUNDS SICAV	56.809		56.809
**D	FCP TONI ACTIONS 100	23.192		23.192
**D	FCP VIVACCIO ACTIONS	160.229		160.229
**D	LBPAM ACTIONS INDICE	21.320		21.320
**D	LBPAM PROFIL 80 PEA	32.854		32.854
**D	LBPAM PROFIL 100	17.652		17.652
**D	LBPAM ACTIONS OPTI INDICE EURO	3.136		3.136
**D	STG PFDS CORP EXPRESS MANDAAT ALLIANCE CAPITA	2.747		2.747
**D	STICHTING BEDRIJFSPENSIOENFONDSVOOR DE LANDBOUW MANDAAT BLACKRO	47.823		47.823
**D	ST. SPOORWEGPFDS MANDAAT BLACKROCK	7.282		7.282
**D	STICHTING PENSIOENFONDS OPENBAAR VERVOER	2.799		2.799
**D	STG PFDS ACHMEA MANDAAT BLACKROCK	28.441		28.441
**D	STG BEDRIJFSTAKPFDS V H	5.148		5.148
**D	ST BDFDS VD LANDBOUW MANDAAT BLACKROCK	141.921		141.921
**D	STG BPF VD DETAILHANDEL MND BLACKROCK MSCI EMEA	82.313		82.313
**D	ST BEW S.A. BEL.POOLS GLOB.EQ. FACTOR FUND	40.330		40.330
**D	STICHTING J.E. ASR ES G INDEXPLUS INST. FONDSSEN INZAKE EUROPA	21.250		21.250
**D	THE CANADA LIFE ASSURANCE COMPANY	79.693		79.693
**D	BNY MELLON EMPLOYEE BENEFIT COLLECTIVE INVESTMENT FUND PLAN	368.448		368.448
**D	BMO MONTHLY INCOME FUND	85.402		85.402
**D	BMO GLOBAL INFRASTRUCTURE FUND	43.533		43.533
**D	BMO DIVERSIFIED INCOME PORTFOLIO	44.226		44.226
**D	MACQUARIE GLOBAL INFRASTRUCTUREINCOME FUND	16.592		16.592
**D	THE GREAT-WEST LIFE ASSURANCE COMPANY	63.919		63.919
**D	COUNSEL DEFENSIVE GLOBAL EQUITY	803		803
**D	BMO MSCI EAFE INDEX ETF	62.113		62.113
**D	BMO INTERNATIONAL DIVIDEND ETF	113.833		113.833
**D	LONDONSTAFF INSURANCE COMPANY	798.228		798.228
**D	GLOBAL INFRASTRUCTURE EQUITY FUND LONDON CAPITAL	53.243		53.243
**D	U.S. INTERNATIONAL SPECIALTY CLASS	5.939		5.939
**D	EQUITY INCOME FUND	18.664		18.664
**D	CANADIAN PENSION FUNDS TRUST-FOREIGN EQUITY FUND	96.486		96.486
**D	CANADIAN PENSION FUNDS TRUST-FOREIGN EQUITY FUND	65.694		65.694
**D	GLOBAL INFRASTRUCTURE FUND	1.758.990		1.758.990
**D	ASSETS PRIVATEPOOL	83.600		83.600



Assemblea Ordinaria del 20 aprile 2018

LISTA ESITO DELLE VOTAZIONE
 Oggetto: **Ributuzione Collegio Sindacale**

FAVOREVOLI

Badge	Ragione Sociale	Proprio	Delega	Totale
**D	TD EMERALD INTERNATIONAL EQUITYINDEX FUND		101.917	101.917
**D	TD INTERNATIONAL INDEX FUND		16.423	16.423
**D	TD EUROPEAN INDEX FUND		3.522	3.522
**D	TD INTERNATIONAL EQUITY INDEX ETF		561	561
**D	PUBLIC SECTOR PENSION INVESTMENT BOARD		214.206	214.206
**D	IMPERIAL INTERNATIONAL EQUITY POOL		18.397	18.397
**D	IMPERIAL GLOBAL EQUITY INCOME POOL		153.857	153.857
**D	WOODBRIIDGE INVESTMENTS CORPORATION		15.300	15.300
**D	WINDWISE MSCI EA&E INDEX NON-LENDING, FUND FOR EXEMPT ORG.		21.388	21.388
**D	STEWARDSHIP FOUNDATION		278	278
**D	WBW TRUST NUMBER ONE		333	333
**D	BMO PRIVATE INTERNATIONAL EQUITY PORTFOLIO		67.728	67.728
**D	CIBC INTERNATIONAL INDEX FUND		7.060	7.060
**D	CIBC EUROPEAN INDEX FUND		3.241	3.241
**D	CIBC POOLED INTERNATIONAL EQUITY INDEX FUND		1.543	1.543
**D	DEBORAH LOEB BRICE		461	461
**D	ALAMOSIA LLC		733	733
**D	CF INTERNATIONAL STOCK INDEX FUND ONE		26.114	26.114
**D	DT INTERNATIONAL STOCK INDEX FUND ONE		32.187	32.187
**D	ALLAN G. LOZIER		15.202	15.202
**D	CERVURITE INTERNATIONAL LLC		27.055	27.055
**D	MARANIC II LLC		645	645
**D	FLORIDA, LLC - APERIO		8.045	8.045
**D	1975 IRREVOCABLE TRUST OF CD WEYERHAUSER		641	641
**D	1973 IRREVOCABLE TRUST OF CD WEYERHAUSER		212	212
6333	GIORDANA ROBERTO			
DE*	FONDAZIONE CASSA DI RISPARMIO DI CUNEO		2.283.500	2.283.500
6514	REALE DAVIDE GIORGIO	12		12
6533	LOIZZI GERMANA	2		2
6558	CAMERINI BRUNO	2.806		2.806
6576	UCCELLINI MARIA	172		172
6604	RICCI ANDREA	466		466
6652	D ATRI GIANFRANCO			
DE*	MARINO TOMMASO		2	2
DE*	PEDRETTI MARCO		1	1
6662	TONDINI REMO	985		985
6678	ROMANELLI SILVIA			
DE*	SINTONIA S.P.A.		249.833.818	249.833.818
6717	CHIGNOLI GIORGIO	1		1
6799	BOVE KATRIN	7		7
6823	VITANGELI GIORGIO	5		5
6872	CARADONNA GIANFRANCO MARIA	1		1
6884	RODINO DEMETRIO	1		1

Assemblea Ordinaria del 20 aprile 2018LISTA ESITO DELLE VOTAZIONE
Oggetto: Retribuzione Collegio Sindacale

FAVOREVOLI

Badge	Ragione Sociale	Proprio 31.000	Delega	Totale 31.000
6894	ANTOLINI GIOVANNI			
6907	COMPUTESHARE SPA IN QUALITA DI RAPP. DESIGNATO EX ART. 135 UNDECIES IN PERSONA DI ENRICO MONICELLI			
DE*	LOMBARDI GIANFRANCO	5		5
6928	RODINO WALTER		400	400
6938	PEDINI LUCIANO	105		105
RL*	GIGLIO SERVIZI AMBIENTALI E BONIFICHE SRL	170		170
6942	CRISTIANI GIANNI			
6989	SCAMPOLI GRAZIANA		2.013.720	2.013.720
DE*	INARCASSA - CASSA NAZIONALE DI PREVIDENZA ED ASSISTENZA PER			
7072	VENEZIA ANNA PAOLA		41.372.172	41.372.172
DE*	FONDAZIONE CASSA DI RISPARMIO DI TORINO			
7115	ROSSI AGOSTINO		1.500	1.500
DE*	ROSSI PAOLO	100		100
7220	NOTARFONZO ARNALDO			
7524	PASSALI GIOVANNI		1	1
DE*	REDA GABRIELLA			
Totale voti		550.318.112		
Percentuale votanti %		86,976876		
Percentuale Capitale %		66,641897		




Azionisti:
Azionisti in presenza:


1.166
16

Teste:
Azionisti in delega:

26
1.150

Pagina 41





Assemblea Ordinaria del 20 aprile 2018ESITO VOTAZIONE

Oggetto : **Relazione Remunerazione**

Hanno partecipato alla votazione:

-n° 1.656 azionisti,
portatori di n° 632.717.726 azioni ordinarie, tutte ammesse al voto,
pari al 76,620246% del capitale sociale.

Hanno votato:

		% su Azioni Ordinarie
Favorevoli	510.257.472	80,645357
Contrari	117.355.476	18,547841
SubTotale	627.612.948	99,193198
Astenuti	656.802	0,103806
Non Votanti	4.447.976	0,702995
SubTotale	5.104.778	0,806802
Totale	632.717.726	100,000000

Ai sensi dell'art. 135-undecies del TUF **non sono computate** ai fini del calcolo della maggioranza e del capitale richiesto per l'approvazione della delibera numero 0 azioni pari al **0,000000%** delle azioni rappresentate in aula.





Assemblea Ordinaria del 20 aprile 2018

LISTA ESITO DELLE VOTAZIONE
Oggetto: Relazione Remunerazione

CONTRARI

Badge	Ragione Sociale	Proprio	Delega	Totale
6029	AGOSTINI ANTONIO		360.755	360.755
**D	BLACKROCK INDEX SELECTION FUND		1.197.837	1.197.837
**D	AVIVA INVESTORS AVIVA INVESTORS LUXEMBOURG		20.998	20.998
**D	GERANA SICAV-SIF S.A.		50	50
**D	DEXIA PENSION FUND (DEXIA ASSET MANAGEME		18.387	18.387
**D	HELABA INVEST KAPITALANLAGEGESELLSCHAFT MBH		867.849	867.849
**D	WIF LAZ GBL PFD LIS INFRA		97.040	97.040
**D	ALLIANZ GLR EM AGI EUR HIGH DIVIDEND		80.390	80.390
**D	ALLIANZ FAD EUROPE HIGH DIVIDEND		38.490	38.490
**D	ALLIANZ GLR EQ EU RCM BEST STYLES		137.304	137.304
**D	SCHWAB INTERNATIONAL INDEX FUND		11.407	11.407
**D	JTSB STB DAIWA STOCK INDEX FUND 9807		3.927	3.927
**D	JAPAN TRUSTEE SERVICES BANK LTD		3.400.027	3.400.027
**D	FIDELITY FUNDS SICAV		120.739	120.739
**D	THE MASTER TRUST BANK OF JAPAN LTD		518	518
**D	FIDELITY POC FIRST GLOBAL KOK PILOT		45.901	45.901
**D	AMP CAPITAL GLOBAL LISTED INFRASTRUCTURE FUND		31.375	31.375
**D	SCHWAB FUNDAMENTAL INTER LARGE COMP IN F		3.095	3.095
**D	SEI INSTITUTIONAL MANAGED TRUST MULTI-AS		14.815	14.815
**D	ADVISOR MANAGED TRUST - TACTICAL OFFENSI		263	263
**D	GLOBAL X SCIENTIFIC BETA EUROPE ETF		2.927	2.927
**D	HSBC GROUP HONG KONG LOCAL STAFF RETIREMENT BENEFIT SCHEME		18.890	18.890
**D	ALL GL IN ASIA FD-ALLIANZ SEL EU EQY DIV		43.929	43.929
**D	DEKA MASTER HAER I		80.370	80.370
**D	ALLIANZ RFG FONDS		22.557	22.557
**D	UNIVERSAL-CAV		17.956	17.956
**D	BAYVK A4 FONDS		2.610	2.610
**D	ALLIANZGI FONDS ALLRA		6.000	6.000
**D	ALLIANZGI FONDS SCHLUCCO		3.500	3.500
**D	DILL COFONDS		1.500	1.500
**D	AGI FONDS LIPCO III		5.480	5.480
**D	ALLIANZGI FONDS MAF4		10.000	10.000
**D	ALLIANZGI FONDS KDCCO		10.000	10.000
**D	ALLIANZGI FONDS COEN2		2.391	2.391
**D	ALLIANZGI FONDS RBB		3.000	3.000
**D	ALLIANZGI FONDS SIV		26.682	26.682
**D	ALLIANZGI FONDS AFE		21.978	21.978
**D	ALLIANZGI FONDS PTV2		6.625	6.625
**D	ALLIANZGI FONDS PF1		5.000	5.000
**D	ALLIANZGI FONDS PF2		21.134	21.134
**D	ALLIANZGI FONDS MAF1		3.500	3.500
**D	ALLIANZGI FONDS MAF1		6.000	6.000

Pagina 1

Azioni proprie 0
Azionisti in delega 521



Assemblea Ordinaria del 20 aprile 2018

LISTA ESITO DELLE VOTAZIONE

Oggetto: Relazione Remunerazione

CONTRARI

Badge	Ragione Sociale	Proprio	Delega	Totale
**D	ALLIANZGI E		40.000	40.000
**D	ALLIANZGI FONDS PENSIONS		3.801	3.801
**D	ALLIANZGI FONDS NASPA PENSIONSFONDS		2.231	2.231
**D	BNP PARIBAS LI		315.833	315.833
**D	BNP PARIBAS A FUND		59.822	59.822
**D	BNP PARIBAS EASY		131.564	131.564
**D	BNP PARIBAS B PENSION GROWTH		52.607	52.607
**D	BNP PARIBAS B PENSION STABILITY		21.155	21.155
**D	METROPOLITAN RENTASTRO		93.337	93.337
**D	BNP PARIBAS B PENSION BALANCED		232.421	232.421
**D	UNISUPER		3.817	3.817
**D	AMP CAPITAL GLOBAL LISTED INFRASTR. FD		226.896	226.896
**D	BP2S SYDNEY / UNISUPER		517.638	517.638
**D	IPAC SPEC INVEST STR LISTED GL INFR		44.045	44.045
**D	AMP CAPITAL GLOBAL INFRASTRUCTURE SECURITIES FUND (UNHEDGED) (MANAGED FUND)		17.960	17.960
**D	AMP CAPITAL GLOBAL INFR SECUR FUND UNHED		821.459	821.459
**D	FCP BNP PARIBAS ACTIONS EUROLAND		56.032	56.032
**D	FCP BNP PARIBAS ACTIONS EUROPE		2.092	2.092
**D	STICHT BEDRIJ MEDIA PNO		59.261	59.261
**D	IPA CORPORATE ACTIONS AND INCOME		18.658	18.658
**D	CAISSE DES DEPOTS ET CONSIGNATIONS		55.514	55.514
**D	FONDS RESERVE RETRAITES		133.816	133.816
**D	FONDS DE RESERVE POUR LES RETRAITES		44.992	44.992
**D	ERAFP ACTIONS EUROS 1		1.604.451	1.604.451
**D	CPR AM		31.246	31.246
**D	FUJI XEROX PENSION FUND		85.241	85.241
**D	BLACKROCK INSTITUTIONAL JERSEY FUNDS		9.513	9.513
**D	BLACKROCK INSTITUTIONAL POOLED FUND PLC		54.706	54.706
**D	NFS LIMITED TRAFALGAR COURT		12.747	12.747
**D	SHELL TRUST (BERMUDA) LIMITED AS TRUSTEE OF THE SHELL INTERNATIONAL PENSION FUND		5.864	5.864
**D	SHELL TRUST (BERMUDA) LTD AS TRUSTEE OF THE SHELL OVERSEAS CONTRIBUTORY PENSION FUND		15.055	15.055
**D	CONSTRUCTION AND BUILDING UNIONS SUPERAN		213.728	213.728
**D	H.E.S.T. AUSTRALIA LIMITED		17.805	17.805
**D	SAS TRUSTEE CORPORATION		565.765	565.765
**D	SAS TRUSTEE CORPORATION		3.966	3.966
**D	CITY OF PHILADELPHIA PUBLIC EMPL RET SYS		22.043	22.043
**D	BRUNEI SHELL RETIREMENT BENEFIT FUND		1.353	1.353
**D	FIDELITY FIRST GLOBAL FUND		913	913
**D	CONNECTICUT GENERAL LIFE INSURANCE COMPA		4.869	4.869
**D	FQ ESSENTIAL BETA FUND LTD		5.000	5.000
**D	BANCO CENTRAL DE TIMOR EST		31.956	31.956
**D	ISHARES EDGE MSCI WORLD MINIMUM VOLATILI		402	402
**D	ISHARES WHOLESALE SCREENED INT EQ IND F		3.933	3.933

Pagina 2

Azionisti: 521 Teste: 1
 Azionisti in proprio: 0 Azionisti in delega: 521

Assemblea Ordinaria del 20 aprile 2018


LISTA ESITO DELLE VOTAZIONE
Oggetto: Relazione Remunerazione

CONTRARI

Badge	Ragione Sociale	Proprio	Delega	Totale
**D	LUCRF PTY LTD FOR THE LABOUR UNION CO-OPERATIVE RETIREMENT FUND		3.154	3.154
**D	ADVANCE INTERNATIONAL SHARE INDEX FUND		15.868	15.868
**D	AUSCOAL SUPERANNUATION FUND		315.057	315.057
**D	BLACKROCK GLOBAL LISTED INFRASTRUCTURE F		3.248	3.248
**D	ISHARES WHOLESALE INTERN EQ INDEX FUND		28.403	28.403
**D	BLACKROCK FISSION INDEXED INTL EQUITY FD		24.549	24.549
**D	ISHARES ALLCOUNTRY EQUITY INDEX FUND		1.980	1.980
**D	WSSP INTERNATIONAL EQUITIES TRUST		8.976	8.976
**D	AVIVA LIFE & PENSIONS UK LIMITED		101.462	101.462
**D	RETIREMENT INCOME PLAN OF SAUDI ARABIAN OIL COMPANY		1.827	1.827
**D	NVIT INTERNATIONAL INDEX FUND		60.521	60.521
**D	EQ ADVISORS TRUST - AXA INTERNATIONAL CORE MANAGED VOLATILITY PORTFOLIO		25.818	25.818
**D	EQ ADVISORS TR AXA TEMPLE GLOB EQ M VO P		5.111	5.111
**D	EQ ADVISORS TRUST-AXA GLOBAL EQ MANAGED		20.108	20.108
**D	EQ ADVISORS TRUST - ATM INTL. PORTFOLIO		32.361	32.361
**D	EQ ADVISORS TRUST-AXA INTL.MANAGED VOLAT		59.580	59.580
**D	JNL/BLACKROCK GLOBAL ALLOCATION FUND		238	238
**D	MINISTRY OF STRATEGY AND FINANCE		160.837	160.837
**D	PETERCAM B FUND		78.889	78.889
**D	PUBLIC EMPLOYEES RETIREMENT SYSTEM OF OHIO		62.171	62.171
**D	STICHTING SHELL PENSIOENFONDS		51.426	51.426
**D	SHELL PENSIONS TRUST LIMITED AS TRUSTEE OF SHELL CONTRIBUTORY PENSION FUND		31.404	31.404
**D	STICHTING PENSIOENFONDS MEDISCH SPECIALI		350.099	350.099
**D	THE MASTER TRUST BANK OF JAPAN, LTD. AS TRUSTEE FOR MUTB400045792		217.470	217.470
**D	ALLIANZGI-FONDS DSPT		19.586	19.586
**D	FIDELITY EUROPEAN VALUES PLC		552.952	552.952
**D	FIDELITY INVESTMENT FUNDS III FIDELITY DIVERSIFIED GROWTH FUND		10.090	10.090
**D	NATIONWIDE INTERNATIONAL INDEX FUND		47.467	47.467
**D	NEW MEXICO STATE INVESTMENT COUNCIL		22.013	22.013
**D	STICHTING PENSIOENFONDS VOOR HUISARTSEN		27.356	27.356
**D	BUREAU OF LABOR FUNDS- LABOR PENSION FUND		21.606	21.606
**D	BUREAU OF LABOR FUNDS - LABOR RETIREMENT FUND		5.140	5.140
**D	BUREAU OF LABOR FUNDS - LABOR RETIREMENT FUND		566.549	566.549
**D	FIDELITY INVESTMENT FUNDS - FIDELITY Y GLOBAL DIVIDEND FUND		399.227	399.227
**D	FIDELITY INSTITUTIONAL PAN EUROPEAN FUND		60.569	60.569
**D	FIDELITY INVESTMENT FUNDS - EUROPEAN FUN		1.188.198	1.188.198
**D	FIDELITY INVESTMENT FUNDS - FIDELITY INDEX EUROPE		131.869	131.869
**D	SILOTTUSMASTO ALFRED BERG EUROPE		51.134	51.134
**D	BLACKROCK MULTI-ASSET INC.PORTEF.OF BLACK		621.172	621.172
**D	BLACKROCK MODICAL OPP FD OF BLACK FDS		25.689	25.689
**D	THE MASTER TRUST BANK OF JAPAN		31.012	31.012
**D	BLACKROCK INSTITUTIONAL TRUST COMPANY N.A. INVESTMENT FUNDS FOR EMPLOYEE BENEFIT TRUSTS		706.474	706.474
**D	ALPHA TILTS NON-LENDABLE F		869	869

Pagina 3

Azionisti: 521 Teste: 1
Azionisti in proprio: 0 Azionisti in delega: 521



Assemblea Ordinaria del 20 aprile 2018

LISTA ESITO DELLE VOTAZIONE

Oggetto: Relazione Remunerazione

CONTRARI

Badge	Ragione Sociale	Proprio	Delega	Totale
**D	COLUMBIA GLOBAL INFRASTRUCTURE FUND		156.891	156.891
**D	MULTI-MAN DIRECT ALTERNATIVE STRATE FUND		3.887	3.887
**D	KAYNE GLOBAL INFRASTRUCTURE FUND LP		8.600	8.600
**D	SUN LIFE SENTRY INFRASTRUCTURE FUND		283.465	283.465
**D	AURION INTERNATIONAL DAILY EQUITY FD		1.643	1.643
**D	ASSOCIATION BIENF RETR POL VILLE MONTREA		11.600	11.600
**D	MANULIFE SENTINEL INCOME (33) FUND UT		20.800	20.800
**D	LONDON LIFE INSURANCE COMPANY		12.900	12.900
**D	THE GREAT-WEST LIFE ASSURANCE COMPAN		4.600	4.600
**D	REGIME DE RETRAITE D HYDRO QUEBEC		90.900	90.900
**D	GENUS FOSSIL FREE DIVIDEND EQUITY FUND		25.000	25.000
**D	GENUS DIVIDEND EQUITY FUND		59.700	59.700
**D	GENUS FOSSIL FREE CANGLØBE EQUITY FUND		17.900	17.900
**D	FONDS DE SOLIDARITE DES TRAV.QUEBEC FTQ		11.327	11.327
**D	CENTRAL FINANCE BOARD METHODIST CHURCH		3.430	3.430
**D	FLF STRATEGIC GLOBAL EQUITY FUND		50.022	50.022
**D	FLF GLOBAL EQUITY FUND		92.261	92.261
**D	FRIENDS LIFE AND PENSIONS LIMITED		73.977	73.977
**D	FRIENDS LIFE FUNDS LIMITED		82.072	82.072
**D	FRIENDS LIFE AND PENSIONS LIMITED		4.735	4.735
**D	SWISS NATIONAL BANK		3.017.620	3.017.620
**D	NMM5-GIEP BRI ACCOUNT		44.190	44.190
**D	LOMBARD ODIER FUNDS (SWITZERLAND) SA I3D		52.752	52.752
**D	ABERDEEN GLOBAL		24.099	24.099
**D	ABERDEEN DIVERSIFIED INCOME FUND		4.954	4.954
**D	ABARDEEN MONCEAU		3.366	3.366
**D	FONDS RESERVE RETRAITES		21.819	21.819
**D	FCP ERAFP ACT EUR 7 OFI		63.586	63.586
**D	ROBECO CAPITAL GROWTH FUNDS		1.746	1.746
**D	UNIVERSE THE CMI GLOBAL NETWORK FUND		59.455	59.455
**D	FCP LBPAM IRC ACTIONS EURO MIN VAR		10.141	10.141
**D	THE GOVERNMENT EMPLOYEES PENSION FUND GEPF		16.876	16.876
**D	THE HARTFORD RETIREMENT PLAN TRUST FOR US EMPLOYEES		10.430	10.430
**D	KAPITALFORENINGEN EMD INVEST GLOBALE AKTIER II		8.328	8.328
**D	KAPITALFORENINGEN EMD INVEST GLOBALE AKTIER III		2.288	2.288
**D	56053 IP GLOBAL EQUITIES I		27.891	27.891
**D	SP LLP UK CHARITIES CLIENTS AC		8.230	8.230
**D	GNPF COL EAFE GINNA Q		2.000	2.000
**D	BNYMTD DEP OF PG GENERATIONS FUND		48.900	48.900
**D	BRAF QUANT GLBL VAL EQTY		327	327
**D	GLOBAL ATLANTIC BLACKROCK DISCIPLINED INTERNATIONAL CORE PORTFOLIO		10.560	10.560
**D	PAYF EQUITY INCOME FUND PAYDEN EQUITY INCOME FUND		309.600	309.600
**D	COLUMBIA SUSTAINABLE INTL EQ ETF		7.559	7.559

Assemblea Ordinaria del 20 aprile 2018

LISTA ESITO DELLE VOTAZIONE
Oggetto: Relazione Remunerazione

CONTRARI

Badge	Ragione Sociale	Proprio	Delega	Totale
**D	COLUMBIA SUSTAINABLE GLOBAL EQ ETF		1.412	1.412
**D	USBK BBIEF BLACKROCK INVT MGMT LLC		5.566	5.566
**D	BNYMTD BFM BLK SYSTEM CONT EUR FUND		424	424
**D	UPMC BMO FCP		2.478	2.478
**D	BRIDGE BUILDER INTERNATIONAL EQUITY FUND		5.559	5.559
**D	AZL NFJ INTERNATIONAL VALUE FUND		1.830	1.830
**D	RPTCL GRPF RUSSELL MOMENTUM		65.261	65.261
**D	EMPLOYEES RETIREMENT TRUST OF BANK OF MONTREAL HARRIS		6.259	6.259
**D	700021 PD GLOBALE AKTIER I		249.933	249.933
**D	700241 PD STABILE AKTIER		109.100	109.100
**D	NYKREDIT INVEST TAKTISK ALLOKERING		5.637	5.637
**D	INVESTERINGSFORENINGEN MULTI MANGER INVEST EUROPA		59.052	59.052
**D	NKB 31004 INV MM INVEST EUROPA AKK		103.194	103.194
**D	AST BLKRK GLOBAL STRAT PT TE PDDG		25.744	25.744
**D	BNYMTCIL LAZARD GBL EQTY FRNCHS FND		261.808	261.808
**D	BNYMTCIL LAZARD GBL LI EQUITY FD		5.101.697	5.101.697
**D	BLACKROCK GLOBAL FUNDS		3.207.861	3.207.861
**D	ERYF ATIVO CAPITAL		1.700	1.700
**D	CC COL EAFE Q UN 2		2.200	2.200
**D	CC COL EAFE Q UN 1		1.800	1.800
**D	NMPF COL EAFE NMP Q		4.500	4.500
**D	BLL AQUILA LIFE EUROPEAN EQUITY		599.267	599.267
**D	BLL ASCENT LIFE EUROPEAN		68.243	68.243
**D	BLL AQUILA LIFE GLOBAL MINIMUM		157.543	157.543
**D	BLL AQUILA LIFE MSCI WORLD FUND		86.368	86.368
**D	BLL AQUILA LIFE FTSE RAFI DEVELOPED		38.473	38.473
**D	APL RB EQ DEV MIRA		1.110	1.110
**D	ARC RB EQ DEV KAITOS		505	505
**D	MI FONDS K12 SPK		25.801	25.801
**D	SBSA GEPF BLACKROCK EQUITY		56.158	56.158
**D	ASV RB EQ DEV MENKAR		1.241	1.241
**D	ABN AMRO PF UBS RAFI 1000		27.080	27.080
**D	ABN AMRO PF UBS MINVAR		304.093	304.093
**D	ABN AMRO PF IPM RAFI 1000		25.404	25.404
**D	ABN AMRO PF BR MINVAR		311.260	311.260
**D	RAILWAYS PENSION TRUSTEE COMPANY LIMITED		105.231	105.231
**D	LAZARD INFRASTRUCTURE		66.014	66.014
**D	LAZARD INFRASTRUCTUR		400.863	400.863
**D	LAZARD INFRASTRUCTURE TRUST		4.914	4.914
**D	LAZARD ABSOLUTE RET STRATEGIES		698.881	698.881
**D	LAZARD ABSOLUTE RET STRATEGIES		9.200	9.200
**D	LAZARD ABSOLUTE RET STRATEGIES		134.084	134.084
**D	LAZARD ABSOLUTE RET STRATEGIES		6.800	6.800

Assemblea Ordinaria del 20 aprile 2018LISTA ESITO DELLE VOTAZIONE
Oggetto: Relazione Remunerazione

CONTRARI

Badge	Ragione Sociale	Proprio	Delega	Totale
**D	CZ AANDELEN SSGA		4.546	4.546
**D	AZL INTERNATIONAL INDEX FUND		58.354	58.354
**D	AZL BLACKROCK GLOBAL ALLOCATION FUND		24	24
**D	BGF EURO MKTS FD EURO EQUITY PF		2.533.097	2.533.097
**D	BGF EUROPEAN VALUE FD		2.054.799	2.054.799
**D	BGF EUROPEAN SPECIAL SITUATIONS FUND		835.444	835.444
**D	BGF EUROPEAN FOCUS FD EURO EQ FD		847.292	847.292
**D	BGF EUROPEAN FUND		1.127.128	1.127.128
**D	BGF CONT EURO FLEXIBLE FD EURO EQFD		3.041.919	3.041.919
**D	UNITED CHURCH FUNDS QMA BFF		655	655
**D	COUNTY EMPLOYEES ANNUITY AND BENEFIT FUND OF COOK COUNTY		17.500	17.500
**D	LAWRENCE LIVERMORE NATIONAL SECURITY LLC AND LOS ALAMOS NATIONAL SECURITY LLC DEFINED BENEFIT BENEFIT PLANGROUP TRUST			
	5.739	5.739		
**D	CYBF ATIVO CAPITAL MGMT		10.500	10.500
**D	ALASKA PERMANENT FUND CORPORATION		457.069	457.069
**D	CPA COP PSERS PSERS ACWI X US INDEX		64.608	64.608
**D	NCUF BR EAFE LC GROWTH		26.638	26.638
**D	TEA BLACKROCK INC INTL		111.964	111.964
**D	UTC EDHEC BLACKROCK UNITED TECHNOLOGIES CORPORATION MASTER RETIREMENT		5.256	5.256
**D	UPMC BMO PENSION		2.633	2.633
**D	UPMC BMO		2.297	2.297
**D	BLACKROCK LIFE LIMITED		20.781	20.781
**D	BLL AQUIL LIFGLO3000 FMEN WHT INDFD		19.232	19.232
**D	BNYMTD BLK EURO DYNAMIC FD		2.480.331	2.480.331
**D	BNYMTD BLK CONTINENTAL EURO INC		259.903	259.903
**D	BNYMTD BLK CONT EUR EQ TRCK FD INV		310.452	310.452
**D	BNYMTD BLK DYN DVSD GR PFFD ASSTALL		6.100	6.100
**D	FLORIDA RETIREMENT SYSTEM		52.803	52.803
**D	BLACKROCK WORLD EX FLORIDA RET SYS		120.063	120.063
**D	INDIANA PUBLIC RETIREMENT SYSTEM		25.864	25.864
**D	ALLIANZ GLOBAL INVESTORS KAPITALANLAGEGESELLSCHAFT MBH		7.216	7.216
**D	AGI VGI 1 SUB ART 8477 23 6328 SPK		74.040	74.040
**D	AGI VGI 1 DIV QUÀ 8477 25 6338 SPK		9.010	9.010
**D	AGI VGL RCM S VAL 8478 10 6359 SPK		157.850	157.850
**D	AGI PV WS RCM VAL 8490 06 5209 SPK		14.740	14.740
**D	AGI VKA RCM S VAL 8502 10 6376 SPK		68.480	68.480
**D	THE STATE OF CONNECTICUT ACTING THROUGH ITS TREASURER		12.800	12.800
**D	UMC BENEFIT BOARD INC		13.991	13.991
**D	UPS GROUP TRUST		59.614	59.614
**D	SEI GLOBAL INVESTMENTS FUND		2.849	2.849
**D	SEI GLOBAL MASTER FUND PLC		5.862	5.862
**D	KOKUSAI EQUITY INDEX FUND		8.393	8.393
**D	CONSULTING GROUP CAPITAL		11.311	11.311

Assemblea Ordinaria del 20 aprile 2018

LISTA ESITO DELLE VOTAZIONE
Oggetto: Relazione Remunerazione

CONTRARI

Badge	Ragione Sociale	Proprio	Delega	Totale
**D	OFI MARKET NEUTRAL EQUITY		22.989	22.989
**D	PAYDEN GLOBAL FUNDS PLC		30.100	30.100
**D	BLACKROCK EUROFUND		129.500	129.500
**D	BLACKROCK GLOBAL ALLOCATION		2.287	2.287
**D	OFI AM		26.511	26.511
**D	BLACKROCK GLOBAL ALLOCATION VI		633	633
**D	LA BANQUE POSTALE ASSET MANAG.		20.000	20.000
**D	BROWN BROTHERS HARRIMAN		8.130	8.130
**D	SHINKO GLOBAL INFRASTRUCTURE		69.660	69.660
**D	ATLAS ENHANCED MASTER FUND LTD		31.933	31.933
**D	ATLAS MASTER FUND LTD.		6.047	6.047
**D	AVIVA INVESTORS INTERNATIONAL INDEX TRACKING FUND		14.356	14.356
**D	BLACKROCK EUROPEAN MASTER HEDGE FUND	1.729.735	2.417	1.729.735
**D	CBOSC-CBGS-WGSS07		61	61
**D	CFSIL - COLONIAL FIRST STATE GLOBAL ASSET MANAGEMENT MULTI SECTOR TRUST 1		3.513	3.513
**D	CFSIL RE COLONIAL FIRST STATE INVESTMENT FUND 10	1.689.842		1.689.842
**D	CITIBANK INTERNATIONAL PLC AS TRUSTEE CITIBANK INT.PLC		1.065	1.065
**D	CLINTON EQUITY STRATEGIES MASTER FUND LTD		39.247	39.247
**D	COLONIAL FIRST STATE INVESTMENTS LIMITED.		652.162	652.162
**D	COLONIAL FIRST STATE INVESTMENTS LIMITED.		5.452	5.452
**D	HOSTPLUS POOLED SUPERANNUATION TRUST		307.264	307.264
**D	JOHN HANCOCK FUNDS II GLOBAL ABSOLUTE RETURN STRATEGIES FUND		10.571	10.571
**D	LEGAL AND GENERAL		4.621	4.621
**D	MEDICAL ASSURANCE SOCIETY NEW ZEALAND LIMITED		19.422	19.422
**D	NEWBURG NOMINEES LIMITED INVESTORS WHOLESALE GLOBAL EQUITY (INDEX) TRUST		2.663	2.663
**D	ROBEKO UMBRELLA FUND I N.V		12.708	12.708
**D	SDA INTL EQUITY INDEX FD-WORLD		52.201	52.201
**D	SIEFORE BANAMEX BASICA 2 SA DE CV		73.027	73.027
**D	SIEFORE BANAMEX BASICA 3, SA DEC.V		135.910	135.910
**D	SIEFORE BANAMEX BASICA 4-SA DE CV.		41.639	41.639
**D	STICHTING MN SERVICES AANDELENFONDS EUROPA.		187.979	187.979
**D	STICHTING PENSIOENFONDS METAAL		61.444	61.444
**D	STICHTING PENSIOENFONDS METAAL EN T MN SERVICES		613.943	613.943
**D	STICHTING PGGM DEPOSITARY		103.670	103.670
**D	ZURICH LIFE ASSURANCE PLC		566.013	566.013
**D	VICTORIAN SUPERANNUATION FUND		10.158	10.158
**D	STATE FARM VARIABLE PRODUCT TRUST, INTERNATIONAL EQ INDEX F		17.059	17.059
**D	TEACHERS RETIREMENT SYSTEM OF THE STATE OF ILLINOIS		662.840	662.840
**D	Kaiser Permanente Group Trust		602.798	602.798
**D	Kaiser Permanente Hospitals		20.502	20.502
**D	FINVEST INVESTMENT AGENCY		1.884	1.884
**D	MARKETS INTERNATIONAL MARKETMASTERS FUND		465.440	465.440
**D	CHWAB INTERNATIONAL EQUITY ETF			

Pagina 7

Azionisti: 521 Teste: 1
Azionisti in delega: 0 Azionisti in delega: 521



Assemblea Ordinaria del 20 aprile 2018

LISTA ESITO DELLE VOTAZIONE

Oggetto: Relazione Remunerazione

CONTRARI

Badge	Ragione Sociale	Proprio	Delega	Totale
**D	SCHWAB FUNDAMENTAL INTERNATIONAL LARGE COMPANY ETF		80.703	80.703
**D	BMO DISCIPLINED INTERNATIONAL EQUITY FUND		6.953	6.953
**D	LAZARD GLOBAL LISTED INFRASTRUCTURE PORTFOLIO	12.550.495		12.550.495
**D	LAZARD REAL ASSETS AND PRICING OPPORTUNITIES PORTFOLIO		4.029	4.029
**D	LAZARD EQUITY FRANCHISE PORTFOLIO		10.556	10.556
**D	INTERNATIONAL MONETARY FUND		8.812	8.812
**D	RUSSELL TRUST CO COMMINGLED EMPLOYEE BENEFIT FUNDS TRUST		604.371	604.371
**D	PAX ELLEVATE GLOBAL WOMEN'S INDEX FUND		4.603	4.603
**D	STATE OF ALASKA RETIREMENT AND BENEFITS PLANS		372.945	372.945
**D	THE WALT DISNEY COMPANY RETIREMENT PLAN MASTER TRUST		2.936	2.936
**D	SIEFORE XXI BANORTE CONS, SOC ANON DE CAPITAL VARIABLE		418.008	418.008
**D	FIDELITY GLOBAL ASSET ALLOCATION FUND		45.887	45.887
**D	ALLIANZGI EUROPE EQUITY DIVIDEND FUND		2.417	2.417
**D	FIS CALBEAR FUND, LLC		84.034	84.034
**D	BENEFIT TRUST COMPANY		18.000	18.000
**D	RUSSELL INVESTMENT COMPANY RUSSELL TAX-MANAGED INTL EQ FUND		13.311	13.311
**D	RUSSELL INVESTMENT COMPANY RUSSELL GLOBAL INFRASTRUCTURE FUND	1.303.025		1.303.025
**D	RUSSELL INVESTMENT COMPANY RUSSELL MULTI-STRATEGY INCOME FUND		13.382	13.382
**D	RUSSELL INVESTMENT COMPANY MULTIFACTOR INTERNATIONAL EQUITY F		8.093	8.093
**D	RUSSELL INVESTMENT COMPANY MULTI-ASSET GROWTH STRATEGY FUND		59.378	59.378
**D	LAZARD GLOBAL INFRASTRUCTURE FUND		707.475	707.475
**D	STATE FARM MUTUAL FUND TRUST, INTERNATIONAL INDEX FUND		8.677	8.677
**D	MASSMUTUAL SELECT BLACKROCK GLOBAL ALLOCATION FUND		36	36
**D	LAZARD GLOBAL LISTED INFRASTRUCTURE (CANADA) FUND	1.539.612		1.539.612
**D	TRANSAMERICA BLACKROCK GLOBAL ALLOCATION VP		116	116
**D	RUSSELL COMMON CONTRACTUAL FUND		4.591	4.591
**D	OPENWORLD PUBLIC LIMITED COMPANY		631.605	631.605
**D	CAYMAN ISLANDS CHAMBER OF COMMERCE PENSION FUND		3.546	3.546
**D	LAZARD GLOBAL INVESTMENT FUNDS PUBLIC LIMITED COMPANY		4.784	4.784
**D	RUSSELL INV MULTI-ASSET FACTOR EXPOSURE FUND		3.867	3.867
**D	ALLIANZ GLOBAL INVESTORS GMBH FOR ALLIANZ EUROPAVISION		52.002	52.002
**D	MDPIM INTERNATIONAL EQUITY INDEX POOL		3.127	3.127
**D	MERCER QIF CCF		453.367	453.367
**D	RUSSELL INVESTMENT COMPANY PLC		23.476	23.476
**D	HARTFORD LIFE INSURANCE COMPANY		3.540	3.540
**D	SENTRY INFRASTRUCTURE FUND		339.700	339.700
**D	SENTRY ALTERNATIVE ASSET INCOME FUND		10.725	10.725
**D	SENTRY GLOBAL INFRASTRUCTURE PRIVATE TRUST		29.793	29.793
**D	RUSSELL INVESTMENTS GLOBAL INFRASTRUCTURE POOL	1.072.877		1.072.877
**D	RUSSELL INVESTMENTS MULTI-FACTOR INTERNATIONAL EQUITY POOL		435	435
**D	RUSSELL INSTITUTIONAL FUNDS, LLC-RUSSELL INTL EQUITY FUND		2.209	2.209
**D	RUSSELL INSTL FUNDS, LLC-RUSSELL GLOB LISTED INFRA FUND		226.793	226.793
**D	BANK OF KOREA		21.271	21.271


Assemblea Ordinaria del 20 aprile 2018

LISTA ESITO DELLE VOTAZIONE
Oggetto: Relazione Remunerazione

CONTRARI

Badge	Ragione Sociale	Proprio	Delega	Totale
**D	STANDARD LIFE INV GLO ABS RETURN STRAT MASTER FUND LTD.		264.827	264.827
**D	THE WORKERS' COMPENSATION BOARD		755.016	755.016
**D	CALIFORNIA PUBLIC EMPLOYEES RETIREMENT SYSTEM		1.021.066	1.021.066
**D	AMERICAN BAR ASSOCIATION MEMBERS/MTC COLLECTIVE TRUST		91.917	91.917
**D	CALIFORNIA STATE TEACHERS RETIREMENT SYSTEM		623.445	623.445
**D	TJ-NONQUALIFIED, LLC		48.951	48.951
**D	METZLER ASSET MANAGEMENT GMBH FOR MI-FONDS 415		50.000	50.000
**D	NEW YORK STATE TEACHERS RETIREMENT SYSTEM		7.060	7.060
**D	VAILSBURG FUND LLC		15.930	15.930
**D	ALLIANZ GLOBAL INVESTORS FUND.		926.091	926.091
**D	BLACKROCK STRATEGIC FUNDS		144.767	144.767
**D	BLACKROCK GLOBAL INDEX FUNDS		15.023	15.023
**D	INDEXIQ		4.626	4.626
**D	GOLDMAN SACHS FUNDS II		192.984	192.984
**D	ISHARES MSCI ACWI ETF		136.072	136.072
**D	ISHARES MSCI ACWI EX US ETF		51.040	51.040
**D	ISHARES EUROPE ETF		144.087	144.087
**D	ISHARES MSCI EAFE GROWTH ETF		114.364	114.364
**D	ISHARES MSCI EAFE ETF		2.362.381	2.362.381
**D	ISHARES MSCI EAFE VALUE ETF		184.626	184.626
**D	ISHARES GLOBAL INDUSTRIALS ETF		27.303	27.303
**D	ISHARES MSCI EUROZONE ETF		1.276.812	1.276.812
**D	ISHARES MSCI ITALY CAPPED ETF		969.487	969.487
**D	ISHARES MSCI KOKUSAI ETF		1.845	1.845
**D	ISHARES GLOBAL INFRASTRUCTURE ETF		3.521.707	3.521.707
**D	ISHARES MSCI DEVELOPED WORLD INDEX FUND		9.240	9.240
**D	BLACKROCK INST TRUST CO NA INV FUNDSFOR EMPLOYEE BENEFIT TR		3.458.790	3.458.790
**D	ISHARES CORE MSCI EAFE ETF		1.493.834	1.493.834
**D	ISHARES CORE MSCI TOTAL INTERNATIONAL STOCK ETF		169.778	169.778
**D	ISHARES CORE MSCI INTERNATIONAL DEVELOPED MARKETS ETF		21.670	21.670
**D	ISHARES MSCI WORLD ETF		7.564	7.564
**D	ISHARES CORE MSCI EAFE IMI INDEX ETF		37.690	37.690
**D	ISHARES MSCI EUROPE IMI INDEX ETF		12.414	12.414
**D	ISHARES CORE MSCI EUROPE ETF		113.350	113.350
**D	ISHARES EDGE MSCI INTL SIZE FACTOR ETF		213	213
**D	ISHARES INTERNATIONAL FUNDAMENTAL INDEX ETF		4.557	4.557
**D	CONNECTICUT GENERAL LIFE INSURANCE COMPANY		1.092	1.092
**D	THRIFT SAVINGS PLAN		1.423.532	1.423.532
**D	BLACKROCK CDN MSCI EAFE EQUITY INDEX FUND		165.403	165.403
**D	BLACKROCK CDN WORLD INDEX FUND		12.681	12.681
**D	BLACKROCK CDN MSCI EAFE INDEX PLUS FUND		3.346	3.346
**D	BLACKROCK INTL GLOBAL INFRASTRUCTURE EQUITY INDEX FUND		495.103	495.103
**D	BLACKROCK INTL INDEX FUNDS INC.-BLACKROCK INTERNATIONAL INDEX FUND		337.294	337.294

Azionisti 521 Teste: 1
Azionisti in delega: 0 Azionisti in delega: 521



Assemblea Ordinaria del 20 aprile 2018

LISTA ESITO DELLE VOTAZIONE

Oggetto: Relazione Remunerazione

CONTRARI

Badge	Ragione Sociale	Proprio	Delega	Totale
**D	BLACKROCK UTILITY AND INFRASTRUCTURE TRUST		397.024	397.024
**D	ACWI EX-US INDEX MASTER PORTFOLIO OF MASTER INVESTMENT PTF		23.080	23.080
**D	RUSSELL DEVELOPED EX-U.S. LARGE CAP INDEX FUND B		3.733	3.733
**D	MSCI EQUITY INDEX FUND B-ITALY		227.438	227.438
**D	EURO EX-UK ALPHA TITLS FUND B		6.675	6.675
**D	BGI MSCI EUROPE EQUITY INDEX FUND B		133.475	133.475
**D	BGI MSCI EAFE EQUITY INDEX NON-LENDABLE FUND B		127.092	127.092
**D	BGI MSCI EMU IMI INDEX FUND B		393	393
**D	DEVELOPED EX-FOSSIL FUEL INDEX FUND B		2.655	2.655
**D	BLACKROCK MSCI EUROPE EQUITY ESG SCREENED INDEX FUND B		364	364
**D	BLACKROCK MSCI WORLD EQUITY ESG SCREENED INDEX FUND B		46.866	46.866
**D	RUSSELL DEVELOPED LARGE CAP EM GEOEXPOSURE INDEX FUND B		21.045	21.045
**D	EUROPEEX-CONTROVERSIAL WEAPONS EQUITY INDEX FUND B		38.684	38.684
**D	RUSSELL INVESTMENT COMPANY - RUSSELL INTERN DEVELOPED MKT F		34.036	34.036
**D	RUSSELL INVESTMENT FUNDS INTERNATIONAL DEVELOPED MARKETS FUND		3.171	3.171
**D	RUSSELL INVESTMENT COMPANY II PLC		21.516	21.516
**D	CONSOLIDATED EDISON RETIREMENT PLAN		41.829	41.829
**D	ISHARES PUBLIC LIMITED COMPANY		1.242.242	1.242.242
**D	ISHARES II PUBLIC LIMITED COMPANY		962.588	962.588
**D	ISHARES V PUBLIC LIMITED COMPANY		18.751	18.751
**D	ISHARES III PUBLIC LIMITED COMPANY		175.152	175.152
**D	ISHARES VI PUBLIC LIMITED COMPANY		94.385	94.385
**D	ISHARES IV PUBLIC LIMITED COMPANY		10.641	10.641
**D	ISHARES VII PLC		399.623	399.623
**D	BLACKROCK AM DE FOR ISHS DJ EUROZONE SUST SCR. UCITS ETF (DE)		40.742	40.742
**D	BLACKROCK AM DE FOR ISHARES EURO STOXX UCITS ETF (DE)		173.094	173.094
**D	BLACKROCK AM DE FOR ISHS EURO STOXX SELECT DIV 30 UCITS ETF DE		818.813	818.813
**D	BLACKROCK AM DE FOR ISHS STOXX EUROPE LARGE 200 UCITS ETF (DE)		4.873	4.873
**D	ISHARES I INV MIT TGV F ISHS ST EUR600 IND.GOODS+SER.UCITS ETF		73.154	73.154
**D	BLACKROCK AM DE FOR ISHARES STOXX EUROPE 600 UCITS ETF (DE)		391.817	391.817
**D	BLACKROCK AM SCHWEIZ AG OBO BIFS WORLD EX SWITZ EQ INDEX FUND		9.113	9.113
**D	PACE INTERNATIONAL EQUITY INVESTMENTS		9.708	9.708
**D	ABBAY LIFE ASSURANCE COMPANY LIMITED		279.378	279.378
**D	SCOTTISH WIDOWS OVERSEAS GROWTH INV F ICVC - EURO GROWTH F		331.782	331.782
**D	STATE STREET TRUSTEES LTD ATF ABERDEEN CAPITAL TRUST		59.759	59.759
**D	SCOTTISH WIDOWS INV SOLUTIONS F ICVC- EUROPEAN (EX UK) EQ FD		134.739	134.739
**D	BNY MELLON TR+DEP ATF ST. JAMES'S PLACE GLOBAL EQ UNIT TR		114.130	114.130
**D	FP RUSSELL INVESTMENTS ICVC-FP RUSSELL INV INT GROWTH ASSTS FD		2.222	2.222
**D	OMNIS MANAGED INVESTMENTS ICVC - OMNIS MULTI-ASSET INCOME FUND		118.809	118.809
**D	ALLIANZ UK+EUROPEAN INV FDS-ALLIANZ EUROPEAN EQUITY INCOME FD		11.497	11.497
**D	HBOS INTERNATIONAL INV FUNDS ICVC- EUROPEAN FUND		125.542	125.542
**D	STICHTING PENSIOENFONDS CHEMOURS NEDERLAND		3.506	3.506
**D	STICHTING TRUST F AND C UNHEDGE		38.767	38.767

Assemblea Ordinaria del 20 aprile 2018


LISTA ESITO DELLE VOTAZIONE
 Oggetto: Relazione Remunerazione

CONTRARI

Badge	Ragione Sociale	Proprio	Delega	Totale
**D	ABERDEEN INV FUNDS UK ICVC II-ABERDEEN EUR EQ ENHANCED INDEXF		48.061	48.061
**D	STICHTING PHILIPS PENSIOENFONDS		65.201	65.201
**D	SCOTTISH WID INV SOLS F ICVC - FDAMNTL LOW VOL IND GLO EQT F		51.233	51.233
**D	SCOTTISH WIDOWS INV SOL F ICVC- FUNDAMENTAL INDEX GLB EQ F		62.076	62.076
**D	RUSSELL INVESTMENTS GLOBAL OPPORTUNITIES FUND		27.989	27.989
**D	RUSSELL INVESTMENTS LOW CARBON GLOBAL SHARES FUND		2.846	2.846
**D	EMERGENCY SERVICES SUPERANNUATION SCHEME		1.869	1.869
**D	FIRST STATE SUPERANNUATION SCHEME		61.297	61.297
**D	RUSSELL INVESTMENTS GLOBAL LISTED INFRASTRUCTRE FUND - HEDGED		295.811	295.811
**D	VANECK VECTORS FTSE GLOBAL INFRASTRUCTURE (HEDGED) ETF		63.200	63.200
**D	LAZARD GLOBAL LISTED INFRASTRUCTURE FUND	2.553.948	2.553.948	2.553.948
**D	LAZARD GLOBAL EQUITY FRANCHISE FUND		67.206	67.206
**D	KAPITALFORENINGEN INVESTIN PRO - GLOBAL SMID CAP MARKET NEUTRAL EQUITY		3.903	3.903
**D	FLOURISH INVESTMENT CORPORATION		176.823	176.823
**D	PEOPLE'S BANK OF CHINA		81.844	81.844
**D	CHILDREN'S HEALTHCARE OF ATLANTA, INC.		78.519	78.519
**D	CHURCH OF ENGLAND INVESTMENT FUND FOR PENSIONS		9.659	9.659
**D	BEAT DRUGS FUND ASSOCIATION		771	771
**D	ATIVO INTERNATIONAL EQUITY FUND LP		21.600	21.600
**D	FORTRESS INTERNATIONAL EQUITY PARTNERSHIP "C"		2.981	2.981
**D	INTERNATIONAL MONETARY FUND STAFF RETIREMENT PLAN		126.641	126.641
**D	NATIONAL COUNCIL FOR SOCIAL SECURITY FUND, P.R.C		1.750	1.750
**D	NATIONAL COUNCIL FOR SOCIAL SECURITY FUND, P.R.C		30.374	30.374
**D	NGEE ANN POLYTECHNIC		132	132
**D	THE PARTNERS FUND		90.000	90.000
**D	COMMONWEALTH SUPERANN CORP ATF ARIA INVESTMENTS TR		35.227	35.227
**D	GOVERNMENT EMPLOYEES SUPERANNUATION BOARD		95.216	95.216
**D	PARTNERS GROUP GLOBAL MULTI-ASSET FUND		11.500	11.500
**D	MASTER TR AGREE BETWEEN PFIZER INC AND THE NORTHERN TR CO		6.461	6.461
**D	PRESBYTERIAN CHURCH (USA) FOUNDATION		4.678	4.678
**D	A.I.DUPONT TESTAMENTARY TRUST		10.556	10.556
**D	STICHTING INSTITUUT GAK		1.230	1.230
**D	CITY OF LOS ANGELES FIRE AND POLICE PENSION PLAN		24.265	24.265
**D	CITY OF LOS ANGELES FIRE AND POLICE PENSION PLAN		4.500	4.500
**D	UNITED MINE WORKERS OF AMERICA 1974 PENSION TRUST		17.359	17.359
**D	STATE UNIVERSITIES RETIREMENT SYSTEM		83.600	83.600
**D	UTAH STATE RETIREMENT SYSTEMS		78.770	78.770
**D	THE TRUSTEES OF IBM PENSION PLAN		10.217	10.217
**D	LOEBLAN PENSION FUND		58.957	58.957
**D	STICHTING PENSIOENFONDS VAN DE METALEKTRO (PME)		16.748	16.748
**D	PUBLIC EMPLOYEES RETIREMENT ASSOCIATION OF COLORADO		116.279	116.279
**D	COMMONWEALTH GLOBAL SHARE FUND 29		142	142
**D	BLACKROCK AUTHORISED CONTRACTUAL SCHEME I		407.160	407.160

Pagina 11

Azionisti: 521 Teste: 1
 Azionisti in proprio: 0 Azionisti in delega: 521



Assemblea Ordinaria del 20 aprile 2018

LISTA ESITO DELLE VOTAZIONE

Oggetto: Relazione Remunerazione

CONTRARI

Badge	Ragione Sociale	Proprio	Delega	Totale
**D	BLACKROCK AUTHORISED CONTRACTUAL SCHEME 1		16.601	16.601
**D	BRITISH COLUMBIA INVESTMENT MANAGEMENT CORPORATION		108.281	108.281
**D	ILLINOIS STATE BOARD OF INVESTMENT		42.960	42.960
**D	STICHTING BEDRIJFST VOOR HET SCHOONMAAK EN GLAZ		14.818	14.818
**D	STICHTING BEDRIJFST VOOR HET BEROEPSVERVOER OVER DE WEG		33.903	33.903
**D	STICHTING DELA DEPOSITARY AND MANAGEMENT		1.390	1.390
**D	STICHTING PENSIOENFONDS ING		47.653	47.653
**D	ROBECO INSTITUTIONAL UMBRELLA FUND		5.489	5.489
**D	IBM FRANCE		8.819	8.819
**D	FCP CARPIMKO EUROPE		31.766	31.766
**D	FCP TONI ACTIONS 100		23.192	23.192
**D	FCP VIVACCIO ACTIONS		160.229	160.229
**D	LBPAM ACTIONS INDICE		21.320	21.320
**D	LBPAM PROFIL 80 PEA		32.854	32.854
**D	LBPAM PROFIL 100		17.652	17.652
**D	LBPAM ACTIONS OPTI INDICE EURO		3.136	3.136
**D	STICHTING BEDRIJFSPENSIOENFONDSVOOR DE LANDBOUW MANDAAT BLACKRO		47.823	47.823
**D	STG PFDS ACHMEA MANDAAT BLACKROCK		28.441	28.441
**D	STG BEDRIJFSTAKPFDS V H		5.148	5.148
**D	ST BDFDS VD LANDBOUW MANDAAT BLACKROCK		141.921	141.921
**D	STG BPF VD DETAILHANDEL MND BLACKROCK MSCI EMEA		82.313	82.313
**D	ST BEW S.A. BEL.POOLS GLOB.EQ. FACTOR FUND		40.330	40.330
**D	PETTELAAR EFFECTENBEWAARBEDRIJFNV INZ ACTIAM RESP. INDEX FUND		14.068	14.068
**D	PETTELAAR EFFECTENBEW. INZ. SNSRESP. IND. FND		76.175	76.175
**D	MACKENZIE GLOBAL LEADERSHIP IMPACT FUND		234	234
**D	BMO MONTHLY INCOME FUND		85.402	85.402
**D	BMO DIVERSIFIED INCOME PORTFOLIO		44.226	44.226
**D	THE GREAT-WEST LIFE ASSURANCE COMPANY		5.100	5.100
**D	INVESTORS GLOBAL FUND		673.600	673.600
**D	INVESTORS GLOBAL DIVIDEND FUND.		330.000	330.000
**D	IG MACKENZIE STRATEGIC INCOME FUND		32.000	32.000
**D	INVESTORS GLOBAL CLASS		43.800	43.800
**D	INVESTORS GLOBAL INFRASTRUCTURECLASS		70.200	70.200
**D	BMO MSCI EAFE INDEX ETF		62.113	62.113
**D	BMO INTERNATIONAL DIVIDEND ETF		113.833	113.833
**D	MACKENZIE CANADIAN LARGE CAP DIVIDEND FUND		97.800	97.800
**D	MACKENZIE CANADIAN LARGE CAP DIVIDEND CLASS		5.200	5.200
**D	MACKENZIE STRATEGIC INCOME FUND		175.500	175.500
**D	MACKENZIE GLOBAL STRATEGIC INCOME FUND		271.749	271.749
**D	MACKENZIE GLOBAL DIVIDEND FUND		726.151	726.151
**D	MACKENZIE INCOME FUND		66.100	66.100
**D	MACKENZIE USD GLOBAL STRATEGIC INCOME FUND		14.600	14.600
**D	MACKENZIE DIVERSIFIED ALTERNATIVES FUND		17.746	17.746

Assemblea Ordinaria del 20 aprile 2018

LISTA ESITO DELLE VOTAZIONE
Oggetto: Relazione Remunerazione

CONTRARI

Badge	Ragione Sociale	Proprio	Delega	Totale
**D	MACKENZIE INTERNATIONAL EQUITY INDEX ETF		216	216
**D	MACKENZIE MAX DIVERSIFICATION DEVELOPED EUR INDEX ETF		1.983	1.983
**D	PUBLIC SECTOR PENSION INVESTMENT BOARD	214.206		214.206
**D	IMPERIAL GLOBAL EQUITY INCOME POOL	153.857		153.857
**D	FIRST ASSET MSCI EUROPE LOW RISK WEIGHTED ETF		17.424	17.424
**D	FIRST ASSET MSCI INTERNATIONAL LOW RISK WEIGHTED ETF		634	634
**D	BMO PRIVATE INTERNATIONAL EQUITY PORTFOLIO		67.728	67.728
Totale voti			117.355.476	
Percentuale votanti %			18,547841	
Percentuale Capitale %			14,211401	




Azionisti:
Azionisti in proprio:

521 Teste:
0 Azionisti in delega:

1
521

Pagina 13



Assemblea Ordinaria del 20 aprile 2018

LISTA ESITO DELLE VOTAZIONE

Oggetto: Relazione Remunerazione

ASTENUTI

Badge	Ragione Sociale	Proprio	Delega	Totale
6029	AGOSTINI ANTONIO			
**D	CHALLENGE FUNDS CHALLENGE ITALIAN EQUITY		150.000	150.000
**D	CHALLENGE FUNDS		42.613	42.613
**D	SOUTH YORKSHIRE PENSIONS AUTHORITY		43.718	43.718
**D	WEST YORKSHIRE PENSION FUND		32.706	32.706
**D	DPAM CAPITAL B EQUITIES EUROPE INDEX		35.561	35.561
**D	DPAM DBI-RDT EQUITIES EMU		19.000	19.000
**D	DPAM CAP B EQU EMU INDEX		111.496	111.496
**D	VISION POOLED SUPERANNUATION TRUST		25.775	25.775
**D	THE TRUSTEES OF SUPERANN ARRANGEMENTS OF THE UNI OF LONDON		931	931
**D	LGPS CENTRAL AUTHORISED CONTRACTUAL SCHEME		133.000	133.000
6493	GARRI GERARDINO	1		1
RL*	D&C GOVERNANCE S.R.L.	1		1
6894	ANTOLINI GIOVANNI	31.000		31.000
7262	CARILE DOMENICO	31.000		31.000
Totale voti	656.802			
Percentuale votanti %	0,103806			
Percentuale Capitale %	0,079537			

Assemblea Ordinaria del 20 aprile 2018


LISTA ESITO DELLE VOTAZIONE
Oggetto: Relazione Remunerazione

NON VOTANTI

Badge	Ragione Sociale	Proprio	Delega	Totale
6029	AGOSTINI ANTONIO		143.549	143.549
**D	KAIROS INTERNATIONAL SICAV - RISORGIMENTO		54.897	54.897
**D	KAIROS INTERNATIONAL SICAV - ITALIA		4.235	4.235
**D	KAIROS INTERNATIONAL SICAV - TARGET ITALY ALPHA		350.000	350.000
**D	UBI SICAV ITALIAN EQUITY		150.000	150.000
**D	UBI PRAMERICA SGR SPA		46.150	46.150
**D	NMM5 GIEP PTN ACCOUNT		166.704	166.704
**D	REASSURE LIMITED		184.000	184.000
**D	GIE GEN REVENUS FCP 4D		68.240	68.240
**D	GENERALI INVESTMENTS SICAV		23.348	23.348
**D	GENERALI SMART FUNDS SICAV		60.000	60.000
**D	FONDO GESTIELLE OBIETTIVO ITALIA DI ALETTI GESTIELLE S.G.R.		25.000	25.000
**D	GESTIELLE CEDOLA ITALY OPPORTUNITY DI ALETTI GESTIELLE SGR		25.000	25.000
**D	FONDO GESTIELLE PRO ITALIA DI ALETTI GESTIELLE SGR SPA		86.000	86.000
**D	INTERFUND SICAV INTERFUND EQUITY ITALY		563.000	563.000
**D	FIDEURAM ASSET MANAGEMENT (IRELAND) FONDITALIA EQUITY ITALY		8.000	8.000
**D	FIDEURAM ASSET MANAGEMENT (IRELAND) FIDEURAM FUND EQUITY ITALY		16.000	16.000
**D	FIDEURAM INVESTIMENTI SGR SPA-FIDEURAM ITALIA		209.000	209.000
**D	FIDEURAM INVESTIMENTI SGR SPA-PIANO AZIONI ITALIA		91.000	91.000
**D	FIDEURAM INVESTIMENTI SGR SPA-PIANO BILANCIATO ITALIA 50		7.000	7.000
**D	FIDEURAM INVESTIMENTI SGR - PIANO BILANCIATO ITALIA 30		5.181	5.181
**D	EIS - MULTIASSET RISK OVERLAY		63.007	63.007
**D	EIS - EURO EQUITY INSURANCE CAPITAL LIGHT		136.194	136.194
**D	EIS - FLEXIBLE EQUITY STRATEGY 2		4.912	4.912
**D	EPF - ENHANCED CONSTANT RISK CONTRIBUTION		96.880	96.880
**D	EUF-EQUITY ITALY		57.709	57.709
**D	EPF-Q-FLEXIBLE		1.100	1.100
**D	EUF-EQUITY EURO LTE		35.143	35.143
**D	EUF-EQUITY ITALY SMART VOLATILITY		58.015	58.015
**D	ISE-VALORE CEDOLA GLOBALE - 02/2015		30.450	30.450
**D	ISE-GLOBAL DIVERSIFIED ALLOCATION - 02/2015		23.748	23.748
**D	ISE - VALORE CEDOLA GLOBALE - 04/2015		9.958	9.958
**D	ISE - GLOBAL DYNAMIC MULTITRENDER - 06/2015		13.707	13.707
**D	ISE - VALORE CEDOLA GLOBALE - 07/2015		13.855	13.855
**D	ISE - VALORE CEDOLA GLOBALE - 09/2015		8.577	8.577
**D	ISE - GLOBAL INCOME MULTITRENDER - 09/2015		16.009	16.009
**D	ISE - GLOBAL INCOME MULTITRENDER - 12/2015		6.868	6.868
**D	ISE - GLOBAL INCOME MULTITRENDER - 01/2016		19.041	19.041
**D	ISE - GLOBAL INCOME MULTITRENDER - 02/2016		34.114	34.114
**D	ISE - GLOBAL INCOME MULTITRENDER - 03/2016		30.978	30.978
**D	ISE - GLOBAL INCOME MULTITRENDER - 04/2016		6.041	6.041
**D	ISE - GLOBAL INCOME MULTITRENDER - 07/2016		29.101	29.101
**D	ISE - GLOBAL INCOME MULTITRENDER - 08/2016			
**D	ISE - GLOBAL INCOME MULTITRENDER - 09/2016			
**D	ISE - GLOBAL INCOME MULTITRENDER - 10/2016			
**D	ISE - GLOBAL INCOME MULTITRENDER - 11/2016			
**D	ISE - GLOBAL INCOME MULTITRENDER - 12/2016			
**D	ISE - GLOBAL INCOME MULTITRENDER - 01/2017			
**D	ISE - GLOBAL INCOME MULTITRENDER - 02/2017			
**D	ISE - GLOBAL INCOME MULTITRENDER - 03/2017			
**D	ISE - GLOBAL INCOME MULTITRENDER - 04/2017			
**D	ISE - GLOBAL INCOME MULTITRENDER - 05/2017			
**D	ISE - GLOBAL INCOME MULTITRENDER - 06/2017			
**D	ISE - GLOBAL INCOME MULTITRENDER - 07/2017			
**D	ISE - GLOBAL INCOME MULTITRENDER - 08/2017			
**D	ISE - GLOBAL INCOME MULTITRENDER - 09/2017			
**D	ISE - GLOBAL INCOME MULTITRENDER - 10/2017			
**D	ISE - GLOBAL INCOME MULTITRENDER - 11/2017			
**D	ISE - GLOBAL INCOME MULTITRENDER - 12/2017			
**D	ISE - GLOBAL INCOME MULTITRENDER - 01/2018			
**D	ISE - GLOBAL INCOME MULTITRENDER - 02/2018			
**D	ISE - GLOBAL INCOME MULTITRENDER - 03/2018			
**D	ISE - GLOBAL INCOME MULTITRENDER - 04/2018			
**D	ISE - GLOBAL INCOME MULTITRENDER - 05/2018			
**D	ISE - GLOBAL INCOME MULTITRENDER - 06/2018			
**D	ISE - GLOBAL INCOME MULTITRENDER - 07/2018			
**D	ISE - GLOBAL INCOME MULTITRENDER - 08/2018			
**D	ISE - GLOBAL INCOME MULTITRENDER - 09/2018			
**D	ISE - GLOBAL INCOME MULTITRENDER - 10/2018			
**D	ISE - GLOBAL INCOME MULTITRENDER - 11/2018			
**D	ISE - GLOBAL INCOME MULTITRENDER - 12/2018			

Pagina 15

Azionisti: 47 Teste: 3
Azionisti in proprio: 1 Azionisti in delega: 46



Assemblea Ordinaria del 20 aprile 2018

LISTA ESITO DELLE VOTAZIONE
 Oggetto: Relazione Remunerazione

Badge	Ragione Sociale
**D	EUF - AZIONI STRATEGIA FLESSIBILE
**D	EIS - MULTIASET RISK OVERLAY MODERATO
6558	CAMERINI BRUNO
6652	D ATRI GIANFRANCO
DE*	MARINO TOMMASO
DE*	PEDRETTI MARCO
Totale voti	4.447.976
Percentuale votanti %	0,702995
Percentuale Capitale %	0,538637

NON VOTANTI

Proprio	Delega	Totale
	1.462.603	1.462.603
	853	853
2.806		2.806
	2	2
	1	1


Assemblea Ordinaria del 20 aprile 2018LISTA ESITO DELLE VOTAZIONE
Oggetto: Relazione Remunerazione

FAVOREVOLI

Badge	Ragione Sociale	Proprio	Delega	Totale
6008	RICCI ELEONORA		594	594
DE*	CASIGLIANI TOMMASO		150	150
DE*	DANDA S.R.L.			
6029	AGOSTINI ANTONIO		23.585	23.585
**D	ARK LIFE ASSURANCE COMPANY LIMITED		1.083	1.083
**D	JPMORGAN FUNDS (IRELAND) ICAV		60.180	60.180
**D	FIDANTE PARTNERS LIQUID STRATEGIES		161.957	161.957
**D	CORONATION GLOBAL OPPORTUNITIES FUND		400.000	400.000
**D	ARCA FONDI SGR - FONDO ARCA AZIONI ITALIA		935.624	935.624
**D	JPMORGAN INVESTMENT FUNDS		831.457	831.457
**D	MORGAN STANLEY INVESTMENT FUNDS		124.543	124.543
**D	FRANKLIN TEMPLETON INVESTMENT FUNDS		366	366
**D	T. ROWE PRICE FUNDS SICAV		13.249	13.249
**D	JPMORGAN FUNDS		25.400	25.400
**D	NMM5 WIEQ BRF ACCOUNT		16.737	16.737
**D	NMM5-WIEQ-CNS ACCOUNT		1.176.686	1.176.686
**D	THE MASTER TRUST BANK OF JAPAN LTD		4.473	4.473
**D	JAPAN TRUSTEE SERVICES BANK LTD		45.090	45.090
**D	ING DIRECT		7.986	7.986
**D	GIM SPECIALIST INVESTMENT FUNDS		185.753	185.753
**D	PIONEER FLEXIBLE OPPORTUNITIES FUND		93.608	93.608
**D	FIDELITY SAL ST FIDELITY GLOBAL EX US IN		72.377	72.377
**D	MACQUARIE GLOBAL LISTED INFRASTRUCTURE C		17.791	17.791
**D	THORNBURG GLOBAL INVESTMENT PLC		17.921	17.921
**D	FIDELITY SALEM STREET TRUST: SPARTAN TOTAL INTERNATIONAL INDEX FUND		8.719	8.719
**D	FIDELITY UCITS ICAV		165	165
**D	DEVELOPED INTERNATION EQUITY SELECT ETF		346	346
**D	FIDELITY UCITS II ICAV		60.603	60.603
**D	COHEN & STEERS GLOBAL LIST. INFR.FD		879.856	879.856
**D	NUVEEN GLOBAL INFRASTRUCTURE FUND		10.324	10.324
**D	CORNERSTONE ADVISORS GLOBAL PUBLIC EQUITY FUND		952	952
**D	PANAGORA RISK PARITY M.A.C.FD		340.457	340.457
**D	BEST INVESTMENT CORPORATION		252.454	252.454
**D	BEST INVESTMENT CORPORATION		394.996	394.996
**D	BEST INVESTMENT CORPORATION		243	243
**D	HSBC MANAGED STABLE GROWTH FUND		165	165
**D	HSBC MANAGED STABLE FUND		2.779	2.779
**D	HSBC MANAGED GROWTH FUND		1.541	1.541
**D	HSBC MANAGED BALANCED FUND		52.990	52.990
**D	JPMORGAN EUROPE STRATEGIC DIVIDEND FUND		15.052	15.052
**D	JPMORGAN EUROPE STRATEGIC DIVIDEND FUND		750.000	750.000
**D	HARDY VINTAGE BOMBAGNA ASSIC E RIASS SPA		19.600	19.600
**D	ARCA FONDI SGR - FONDO ARCA AZIONI ITALIA			

Pagina 17

Azionisti: 1.074 Teste: 26
 Azionisti in proprio: 17 Azionisti in delega: 1.057



Assemblea Ordinaria del 20 aprile 2018

LISTA ESITO DELLE VOTAZIONE

Oggetto: Relazione Remunerazione

FAVOREVOLI

Badge	Ragione Sociale	Proprio	Delega	Totale
**D	AXA EURO DIVIDEND S		12.800	12.800
**D	BP2S FRANKFURT/AXA INVESTMENT MANAGERS GMBH ON BEHALF OF AXA EURO DIVIDEND DBVL		15.600	15.600
**D	AXA EURO DIVIDEND D		2.800	2.800
**D	AXA EURO DIVIDEND L		6.400	6.400
**D	AXA ASSICURAZIONI SPA		4.000	4.000
**D	JANUS HEND INSTIT EUROP INDEX OPP FUND		49.849	49.849
**D	BPTCJ DPF REVEH CITIBK RH FD SERV JERSEY		2.627	2.627
**D	ENHANCED INDEX INTERNATIONAL SHARE FUND		10.885	10.885
**D	BP2S SYDNEY/ENHANCED INDEX INTERNATIONAL SHARE FUND		34.439	34.439
**D	INSURANCE COMMISSION OF WESTERN AUSTRALI		362.575	362.575
**D	AUSTRALIAN CATHOLIC SUPERAN RETIREM FUND		4.997	4.997
**D	CLEARVIEW INFRASTRUCTURE FUND		378.841	378.841
**D	MERCER PROPERTY AND INFRASTRUCTURE		66.322	66.322
**D	AMP CAP UNHEDGED GL SHS MULTI MAN FUND		7.837	7.837
**D	AMP INT EQ IND FD HEDGED		53.543	53.543
**D	FIRST STATE INVESTMENTS GLOBAL LISTED IN		190.653	190.653
**D	IPAC SPEC INV STR INT SHARESTRATEGY NO 1		3.640	3.640
**D	WHOLESALE GLOBAL EQUITY INDEX FUND		1.438	1.438
**D	AMP GLOBAL LISTED INFRASR INDEX FUND HED		196.825	196.825
**D	WHOLESALE UNIT TRUST GL, INFRASTRUCTURE F		61.999	61.999
**D	WHOLESALE UNIT TRUST MSCI GLOB INDEX SHS		4.092	4.092
**D	CARDIFF ASSICURAZIONI SPA		15.000	15.000
**D	AXA AA DIVERSFIE INDICIEL 1		18.082	18.082
**D	FCP ALM ACTIONS EURO		175.416	175.416
**D	FCP CNP ACTIONS EM		69.309	69.309
**D	ROSENBERG EUROBLOC		328.400	328.400
**D	SAKKARAH 7		10.372	10.372
**D	SAINT MARTIN 2		79.966	79.966
**D	STICHTING PENSIOENFONDS AHOLD		27.357	27.357
**D	SWISS LIFE LUXEMBOURG SA		27.975	27.975
**D	PI CH - EUROPEAN EX SWISS EQUITIES TRACKER EX SL		1.040	1.040
**D	BANQUE PICTET & CIE SA		8.597	8.597
**D	PI CH-WORLD EX SWISS EQUITIES TRACKER US		35.603	35.603
**D	PICTET GLOBAL SELECTION FUND		94.598	94.598
**D	PGSF GLOBAL UTILITIES EQUITIES FUND		3.168.351	3.168.351
**D	PICTET-EUROPE INDEX		165.541	165.541
**D	MEMNON FUND		1.135.541	1.135.541
**D	GLOBAL HIGH DIVIDEND EQUITY MOTHER FUND		270.000	270.000
**D	SHINKO GLOBAL EQUITY INDEX MOTHER FUND		913	913
**D	GIVI GLOBAL EQUITY FUND CLT AC		6.436	6.436
**D	MACQUARIE - GLOBAL LISTED INFR FD		42.983	42.983
**D	BROOKFIELD INVESTMENT FUNDS UCITS		173.600	173.600
**D	QUAESTIO CAPITAL FUND		4.857	4.857

Assemblea Ordinaria del 20 aprile 2018


LISTA ESITO DELLE VOTAZIONE
 Oggetto: Relazione Remunerazione

FAVOREVOLI

Badge	Ragione Sociale	Proprio	Delega	Totale
**D	MAPLE BROWN ABBOTT FUNDS PLC		273.170	273.170
**D	SINGLE SELECT PLATFORM		144.392	144.392
**D	NFS LIMITED TRAFALGAR COURT		19.246	19.246
**D	NEW YORK STATE COMMON RETIREMENT FUND		93.399	93.399
**D	UBS GLOBAL ASSET MANAGEMENT LIFE LTD		258.223	258.223
**D	UBS ASSET MANAGEMENT LIFE LTD 5 BRO		3.340	3.340
**D	MAGELLAN WHOLESALE PLUS INFRASTRUCTURE F		14.164	14.164
**D	TCORPIM INDEXED INT SHARE (UNHEDGED) FD		4.553	4.553
**D	JPMORGAN CHASE BANK - PB - UNITED STATES TRUSTS		459	459
**D	JPMORGAN CHASE BANK N.A.		1.343	1.343
**D	ROCKEFELLER & CO., INC		2.009	2.009
**D	BANCO CENTRAL DE TIMOR EST		35.091	35.091
**D	GAMMA EMIRATES INVESTMENT L.L.C. EM		686	686
**D	THE BARCLAYS BANK UK RETIREMENT FUND		5.556	5.556
**D	UBS (US) GROUP TRUST		19.687	19.687
**D	IBM PERSONAL PENSION PLAN TRUST		2.783	2.783
**D	MTBJ DAIDO LIFE FOREIGN EQUITY MOTHER FD		1.971	1.971
**D	OPTIMIX WHOLESALE INTERNATIONAL PROPERTY SECURITIES TRUST		142.589	142.589
**D	THE BOEING COMPANY EMPLOYEE RETIREMENT PLANS MASTER TRUST		268.994	268.994
**D	BOMBARDIER TRUST U.S. MASTER TRUST		29.902	29.902
**D	JPM FUND ICVC-JPM MULTI-ASSET INCOME F.		9.171	9.171
**D	UBS ASSET MANAGEMENT LIFE LTD		20.109	20.109
**D	UBS MSCI WORLD MINIMUM VOLATILITY INDEX		95.221	95.221
**D	UBS FTSE RAFI DEVELOPED 1000 INDEX FUND		8.580	8.580
**D	FUNDACAO CALOUSTE GULBENKIAN		10.978	10.978
**D	JNL/BROOKFIELD GLOBAL INFRASTRUCTURE FUND		1.484.700	1.484.700
**D	FLEXSHARES MORNINGSTAR DEVELOPED MARKETS		12.798	12.798
**D	T ROWE PRICE INTERNATIONAL EQUITY INDEX		19.588	19.588
**D	SBC MASTER PENSION TRUST SBC MASTER PENSION TRUST 208		11.160	11.160
**D	JNL/MELLON CAPITAL INTNAL INDEX FUND		59.961	59.961
**D	FLEXSHARES INTERNATIONAL QUALITY DIVIDEND DEFENSIVE INDEX FUND		8.680	8.680
**D	FLEXSHARES INTERNATIONAL QUALITY DIVIDEND INDEX FUND		73.211	73.211
**D	ABU DHABI RETIREMENT PENSIONS AND BENEFIT		35.938	35.938
**D	SBC MASTER PENSION TRUST		21.898	21.898
**D	JNL-S&P INTERNATIONAL 5 FUND		12.952	12.952
**D	FLEXSHARES STOXX GLOBAL BROAD INFRASTRUC		247.285	247.285
**D	FLEXSHARES STOXX GLOBAL ESG IMPACT INDEX		490	490
**D	GOLDMAN SACHS TRUST - GOLDMAN SACHS INTE		8.283	8.283
**D	GOLDMAN SACHS TRUST- GOLDMAN SACHS INTER		40.489	40.489
**D	THE MASTER TRUST BANK OF JAPAN LTD		601.899	601.899
**D	THE MASTER TRUST BANK OF JAPAN, LTD AS TRUSTEE FOR MUTB400045796		593.233	593.233
**D	THE MASTER TRUST BANK OF JAPAN, LTD. PENSION		571.148	571.148
**D	MARLBOROUGH ENGEN PENSAM INVEST PSI 30 EUROPAEISKE AKTIER		28.863	28.863

Pagina 19

Azionisti: 1.074 Teste: 26
 Azionisti in delega: 17 Azionisti in delega: 1.057



Assemblea Ordinaria del 20 aprile 2018

LISTA ESITO DELLE VOTAZIONE

Oggetto: **Relazione Remunerazione**

FAVOREVOLI

Badge	Ragione Sociale	Proprio	Delega	Totale
**D	KAPITALFORENINGEN PENSAM INVEST PSI 31 EUROPAEISKE AKTIER		29.157	29.157
**D	JPMORGAN EUROPEAN INVESTMENT TRUST PLC		37.524	37.524
**D	STICHTING DEPOSITARY APG DEVELOPED MARKETS EQUITY MINIMUM VOLATILITY POOL		136.352	136.352
**D	EQ ADVISORS TRUST - AXA SMARTBETA EQUITY		500	500
**D	VANTAGETRUST III MASTER COLLECTIVE INVES		24.580	24.580
**D	THE MASTER TRUST BANK OF JAPAN		33.375	33.375
**D	BUREAU OF LABOR FUNDS - LABOR RETIREMENT FUND		5.091	5.091
**D	BUREAU OF LABOR FUNDS- LABOR PENSION FUND		10.596	10.596
**D	BUREAU OF LABOR FUNDS - LABOR RETIREMENT FUND		6.456	6.456
**D	BUREAU OF LABOR FUNDS-LABOR INSURANCE FUND		197.762	197.762
**D	BUREAU OF LABOR FUNDS- LABOR PENSION FUND		1.079.082	1.079.082
**D	STATE OF WYOMING		25.544	25.544
**D	FIDELITY INVESTMENT FUNDS - FIDELITY MONEYBUILDER WORLD INDEX FUND		10.800	10.800
**D	AXA ROSENBERG EUROPEAN FUND		12.800	12.800
**D	FIDELITY INVESTMENT FUNDS - FIDELITY INDEX EUROPE		24.753	24.753
**D	THE MASTER TRUST BANK OF JAPAN LTD		2.568	2.568
**D	AQR FUNDS - AQR EMERGING MOMENTUM		3.173	3.173
**D	AQR INTERNATIONAL MOMENTUM FUND		12.192	12.192
**D	TRUST AND CUSTODY SERVICES BANK LIMITED		34.969	34.969
**D	JPMORGAN INCOME BUILDER FUND		144.725	144.725
**D	PROSHARES DJ BROOKFIELD GLOB.INFRASTR.ET		17.040	17.040
**D	OPPENHEIMER MACQUARIE GLOBAL INFRASTRUCR		22.925	22.925
**D	OSHARES FTSE EUROPE QUALITY DIVIDEND ETF		5.617	5.617
**D	1290 FUNDS - 1290 SMARTBETA EQUITY FUND		500	500
**D	THE KATHERINE MOORE REVOCABLE TRUST		486	486
**D	KATHERINE C. MOORE CHARITABLE LEAD ANNUITY TRUST II		903	903
**D	JPMORGAN DIVERS RETURN EU EQUIT ETF		4.666	4.666
**D	FIDELITY INVESTMENTS MONEY MANAGEMENT INC		315	315
**D	MMA PRAXIS INTERNATIONAL INDEX FUND		13.863	13.863
**D	HOBART FAMILY INVESTMENTS LLC		1.982	1.982
**D	COMMINGLED PENSION TRUST FUND (INTREPID INTERNATIONAL) OF JPMORGAN CHASE BANK		102.503	102.503
**D	T ROWE PRICE INTL CORE EQUITY TRUST		513	513
**D	UNITED STATES STEEL CORPORATION REPRESN		536	536
**D	RBC INTERNATIONAL EQUITY INDEX ETF		10.295	10.295
**D	RBC QUBE LOW VOLATILITY GLOBAL EQUITY FU		24.520	24.520
**D	LABORERS PENSION FUND OF WESTERN CANADA		24.800	24.800
**D	MANULIFE SOBEYS GLOBAL EQUITY FUND UT		65.100	65.100
**D	MANULIFE GLOBAL INFRASTRUCTURE FUND		128.900	128.900
**D	MANULIFE INVESTMENT EXCHANGE FUND CORP		43.100	43.100
**D	MAPLE BROWN ABBOT GLOBAL LISTED INFR FD		679.902	679.902
**D	4D GLOBAL INFRASTRUCTURE FUND		23.045	23.045
**D	BROOKFIELD GLOBAL LISTED INFRASTRUCTURE		186.300	186.300
**D	BROOKFIELD GLOBAL INFRASTRUCTURE SECURIT		123.100	123.100

Assemblea Ordinaria del 20 aprile 2018

LISTA ESITO DELLE VOTAZIONE
Oggetto: Relazione Remunerazione

FAVOREVOLI

Badge	Ragione Sociale	Proprio	Delega	Totale
**D	BOMBARDIER TRUST (CANADA) REAL RETURN AS		250.513	250.513
**D	THE BOMBARDIER TRUST (UK)		274.480	274.480
**D	SVS TPI INCOME BUILDER 1		83.935	83.935
**D	FTSE ALL WORLD INDEX FUND		32.579	32.579
**D	FIRST STATE GLOBAL UMBRELLA FUND PLC-FIR		5.277	5.277
**D	FIRST STATE GLOBAL OPPORTUNITIES FUND		544.122	544.122
**D	HSBC EUROPEAN INDEX FUND		131.537	131.537
**D	TALOS CAPITAL DESIGNATED ACTIVITY COMPAN		11.205.167	11.205.167
**D	HSBC ETFS PLC		11.415	11.415
**D	HSBC GLOBAL INVESTMENT FUNDS		2.314	2.314
**D	HSBC BANK PLC A/C NATIONAL GRID UK PENSION SCHEME		32.318	32.318
**D	HSBC ETFS PLC 25/28 NORTH WALL QUAY		4.846	4.846
**D	MERRILL LYNCH PROFESSIONAL CLEARING CORP		2.300	2.300
**D	NMM5-WIEQ-NVN ACCOUNT		15.591	15.591
**D	NMM5 GIEP NVN ACCOUNT		76.013	76.013
**D	TRUST E CUSTODY SERVICES BANK LTD		66.620	66.620
**D	TRUST & CUSTODY SERVICES BANK LTD AS TRUSTEE FOR PENSION INVESTMENT FUND TRUST NUMBER 21		9.201	9.201
**D	NIKKO AM WORLD FDS-AM INTECH GLOBAL CORE FUND		178	178
**D	NIKKO AM INVESTMENT TRUST (LUXEMBOURG) - NIKKO AM INTECH KOKUSAI FUND		27	27
**D	GLOBAL INFRASTR DIV FOCUS EQUITY FUND		811.079	811.079
**D	VANGUARD EUROPEAN STOCK INDEX FUND		1.275.301	1.275.301
**D	VANGUARD DEVELOPED MARKETS INDEX FUND		2.920.889	2.920.889
**D	VANGUARD TOTAL WORLD STOCK INDEX FUND		168.093	168.093
**D	VANGUARD FTSE ALL-WORLD EX US INDEX FUND		903.943	903.943
**D	VANGUARD FUNDS PLC		258.291	258.291
**D	VANGUARD INVESTMENT SERIES PLC		615.157	615.157
**D	ANIMA SGR SPA		603.365	603.365
**D	ANIMA SGR SPA ANIMA CRESCITA ITALIA		53.843	53.843
**D	FCP TRANSAT PATRIMOINE 2		85.000	85.000
**D	FCPE SERENIS ADAGIO		1.700	1.700
**D	FCPE LES TROIS FONTAINES		2.200	2.200
**D	POINCARRE II		2.500	2.500
**D	FCP JPA		3.000	3.000
**D	SICAV METISS		4.000	4.000
**D	SCHRODER INTERNATIONAL SELECTION FUND		1.157	1.157
**D	FIDUCIARY TRUST COMPANY INTERNATIONAL AS		1.033	1.033
**D	VANGUARD GLOBAL INFRASTRUCT. INDEX FUND		65.765	65.765
**D	ANZ WEALTH MANAGEMENT INTERN. SHARE NO. 1 FUND		1.760	1.760
**D	VANGUARD INTERNATIONAL SHARE INDEX FUND		149.483	149.483
**D	ONEPATH OF SHARES LARGE CAP UNHED IN P		56.136	56.136
**D	ONEPATH LOW VOLATILITY GLOBAL EQ IN POOL		27.154	27.154
**D	MBB DAIGI LIFE FOREIGN EQUITY MOTHER FD		535.369	535.369
**D	AXA FOUNTAIN LIFE INSURANCE CO		4.370	4.370

Azionisti:
Azionisti in delega:1.074
17Teste:
Azionisti in delega:26
1.057

Pagina 21



Assemblea Ordinaria del 20 aprile 2018LISTA ESITO DELLE VOTAZIONE
Oggetto: Relazione Remunerazione

FAVOREVOLI

Badge	Ragione Sociale	Proprio	Delega	Totale
**D	EQ ADVISORS TRUST - ATM INTL. PORTFOLIO		13.471	13.471
**D	VANGUARD TOTAL INTERNATIONAL STOCK INDEX	7.180.469		7.180.469
**D	PRUDENTIAL LEGACY INSURANCE COMPANY OF N		10.456	10.456
**D	VANGUARD FID COMPANY EUROPEAN STOCK INDE		26.477	26.477
**D	NEW MEXICO STATE INVESTMENT COUNCIL		15.594	15.594
**D	EQ.ADVISORS TRUST-AXA/AB DYNAMIC GROWTH		21.035	21.035
**D	NBIMC EAFE.EQUITY INDEX FUND - CLASS N		10.956	10.956
**D	NBIMC PUBLIC INFRASTRUCTURE (2017)		68.319	68.319
**D	RBC ISB - MMA VIE SA		702.873	702.873
**D	FORSTA AP - FONDEN	1.208.670		1.208.670
**D	SPROTT GLOBAL INFRASTRUCTURE FUND		10.465	10.465
**D	SAS TRUSTEE CORPORATION		113.425	113.425
**D	THE BOEING COMPANY EMPLOYEE RETIREMENT PLANS MASTER TRUST		274.915	274.915
**D	RARE INFRASTRUCTURE VALUE FUND UNHEDGED		948.260	948.260
**D	RARE INFRASTRUCTURE INCOME FUND		4.152	4.152
**D	RARE INFRASTRUCTURE VALUE FUUND HEDGED	1.092.327		1.092.327
**D	OLD WESTBURY LARGE CAP STRATEGIES FUND ATTN JUDSON K LA LONDE		46.939	46.939
**D	BBVABCO DEPOSITARIOINVEST FUNDS		11.280	11.280
**D	STATE OF WISCONSIN INVESTMENT BOARD		347.290	347.290
**D	ADVANTAGE FUNDS INC DREYFUS GLOBAL MULTI ASSET INCOME FUND		23.791	23.791
**D	SUBSIDIZED SCHOOLS P FUND NORTHERN		12.883	12.883
**D	AST QMA INTL CORE EQUITY PORT PDMP		67.317	67.317
**D	DELTA LLOYD EQUITY SUSTAINABLE GLOBAL FUND		13.847	13.847
**D	DELTA LLOYD EQUITY SUSTAINABLE GLOBAL FUND DPF		9.026	9.026
**D	DELTA LLOYD EQUITY SUSTAINABLE GLOBAL FUND A		25.561	25.561
**D	NATIONAL BANK TRUST		508.346	508.346
**D	CF MITON GLOBAL INFRASTRUCTURE INCOME FUND		18.200	18.200
**D	DEP QF SSGA NONUS EQUITY H1		1.450	1.450
**D	DEP QF SSGA NONUS EQUITY R2		4.325	4.325
**D	DEP QF SSGA NONUS EQUITY B1		1.964	1.964
**D	DEP QF SSGA NONUS EQUITY B2		2.010	2.010
**D	GENERAL MILLS GROUP TRUST		27.783	27.783
**D	PB SSGA INTL EQ TAX		2.147	2.147
**D	POWERSHARES PUREBETA FTSE DEVELOPED EX NORTHAMERICA PORTFOLIO		84	84
**D	USMIA GLOBAL EQUITY		1.607	1.607
**D	BOA OMNIBUS PERAMETRIC		3.014	3.014
**D	DRMA LTD		18.349	18.349
**D	WF MFS LTD EAFE GLOBAL		20.043	20.043
**D	VIRTUS DUFF AND PHELPS GLOBAL INFRASTRUCTURE FUND		167.836	167.836
**D	C9W CITW FD PARAMETRIC		849	849
**D	VERSUS CAPITAL REAL ASSETS FUND LLC		107.200	107.200
**D	FIDELITY SALEM STREET TRUST FIDELITY SAI INTERNATIONAL INDEX FUND		242.588	242.588
**D	UNION BANK		1.936	1.936

Assemblea Ordinaria del 20 aprile 2018

LISTA ESITO DELLE VOTAZIONE

Oggetto: Relazione Remunerazione

FAVOREVOLI

Badge	Ragione Sociale	Proprio	Delega	Totale
**D	DEUTSCHE XTRK MSCI EAFE HDY HDG ETF		1.187	1.187
**D	EII REAL ESTATE SECURITIES ADVISORS LTD EII PROPERTY FUNDS		3.086	3.086
**D	US BANK TAX EXEMPT OMNI REP NONRECC		813	813
**D	USBK BROOKFIELD REAL ASSETS SEC FD		20.600	20.600
**D	USBK REGIONAL TRANSPORTATION DSPP		738	738
**D	B4305 FRB S LUND RES TR FBO B LUND		420	420
**D	B4306 FRB M LUND REV TR		328	328
**D	1217 APG DME INDUSTR		177.486	177.486
**D	1253 APG DME CORE EU		333.075	333.075
**D	SSGA GLOBAL TEMC STRAT POOL		7.753	7.753
**D	PANAGORA RISK PARITY MULTI ASSET MASTER FUND LTD		14.274	14.274
**D	OPPENHEIMER GLOBAL ESG REVENUE ETF		278	278
**D	BROOKFIELD REAL ASSETS INCOME FUND INC		49.100	49.100
**D	PHILADELPHIA GAS WORKS PENSION PLAN		746	746
**D	PSG DIVERSIFIED INFRASTRUCTURE LLC		5.200	5.200
**D	FIRST STATE INVESTMENTS ICVC FIRST STATE GLOBAL LISTED INFRASTRUCTURE FUND		3.861.056	3.861.056
**D	OPPENHEIMER INTERNATIONAL REVENUE ETF		338	338
**D	CADENCE GLOBAL EQUITY FUND LP		601	601
**D	THE UNIVERSITY COURT OF THE UNIVERSITY OF GLASGOW		2.087	2.087
**D	RELIANCE TRUST INSTITUTIONAL RETIREMENT TRUST		17.200	17.200
**D	AUTO CLUB GROUP		24.807	24.807
**D	IVY PROSHARES MSCI ACWI INDEX FUND		964	964
**D	ADVANCED SERIES TRUST AST ACADEMIC STRATEGIES ASSET ALLOCATION PORTFOLIO		14.495	14.495
**D	MACQUARIE GLOBAL INFRASTRUCTURE TOTAL RETURN FUND INC		418.109	418.109
**D	U S BANK NATIONAL ASSOCIATION		1.304	1.304
**D	NKB SII EUROPE GROWTH		8.000	8.000
**D	NKB SII EUROPE VALUE		8.200	8.200
**D	NKB SII GLOBAL AKTIER MIN RISIKO		75.300	75.300
**D	DEUTSCHE XTRKS MSCI ALL WORLD HDG		2.862	2.862
**D	EMPLOYEES RETIREMENT SYSTEM OF THE CITY OF BALTIMORE		5.414	5.414
**D	BOK MCM DM PEQ		1	1
**D	AOHIT HAI RHUMLINE EAFE THE ARCHDIOCESE OF HARTFORD INVESTMENT TRUST		702	702
**D	HRCD RPMT HAP RHUMLINE EAFE		530	530
**D	PUBLIC EMPLOYEES RETIREMENT SYSTEM OF MISSISSIPPI		63.569	63.569
**D	PS FTSE LO BT EQ WT PORT		4.869	4.869
**D	GREATLINK SUPREME INTECH		367	367
**D	WELLS FARGO MULTIMANAGER INTERNATIONAL FUND		5.401	5.401
**D	AST PRS GRN ALL PTF QMA EAFE Pdff		273.533	273.533
**D	PS FTSE LO BT EQ WT PORT		492	492
**D	POWERSHARES GLOBAL FUNDS IRELAND PLC		388	388
**D	PS FTSE LO BT EQ WT PORT		29.700	29.700
**D	BNYMTCIL GIRO EUROPEAN EQ ALTER TRAD		90	90
**D	PRUDENTIAL INVESTMENT PORTFOLIOS INC PRUDENTIAL BALANCED FUND		882	882

Pagina 23

Azionisti: 1.074 Teste: 26
 Azionisti in delega: 17 Azionisti in delega: 1.057



Assemblea Ordinaria del 20 aprile 2018

LISTA ESITO DELLE VOTAZIONE

Oggetto: ~~Relazione~~ Remunerazione

FAVOREVOLI

Badge	Ragione Sociale	Proprio	Delega	Totale
**D	PSF CONSERVATIVE BAL PORTF QMA		8.633	8.633
**D	PSF FLEXIBLE MANAGED PORTF QMA		5.622	5.622
**D	AST JENNISON GLOBAL INFRASTR PDMN		10.891	10.891
**D	PRU JEN GL INFRASTRUCTURE FUND PDLE		53.269	53.269
**D	AST MORGAN STANLEY MULTI ASSET PDMS		1.425	1.425
**D	GREAT WEST INTERNATIONAL INDEX FUND		28.188	28.188
**D	BNYMCIL PS ST HIDVLWVI UCITS ETF		12.126	12.126
**D	PFI INTL EQUITY INDEX FUND		32.157	32.157
**D	BNYTD CF MACQUARIE GBL INFERS SRS FD		35.242	35.242
**D	PFI OVERSEAS FD PMC		18.794	18.794
**D	BNYTD CF CANLIFE GBL INFRA FD		58.727	58.727
**D	CTJ RE STANLIB GLOBAL EQUITY FD AB		2.700	2.700
**D	PFI GLB DIV INC FD COLONIA FIRST ST	1.285.444		1.285.444
**D	IQ 50 PERCENT HEDGED FTSE INTL ETF		22.366	22.366
**D	IQ 50 PERCENT HEDGED FTSE EURO ETF		9.073	9.073
**D	GS ACTIVE BETA INTL EQUITY ETF		16.544	16.544
**D	GS ACTIVEBETA EUROPE ETF		2.030	2.030
**D	AXA MPS FINANCIAL DAC		43.000	43.000
**D	DEUTSCHE XTRK MSCI EMU HDG EQ ETF		3.445	3.445
**D	VOYA INTERNATIONAL INDEX PORTFOLIO		47.654	47.654
**D	THE AMERICAN UNIVERSITY IN CAIRO		2.041	2.041
**D	DAEC NQ SSGA TAX		599	599
**D	DAEC Q SSGA INTL TC		779	779
**D	PS6F STATE STREET INTL EQ		23.512	23.512
**D	PS6F GOTHAM 400 INTL		1.956	1.956
**D	SR5F PARAMETRIC DELTA SHIFT		1.232	1.232
**D	SEMPRA ENERGY PENSION MASTER TRUST		10.410	10.410
**D	TEACHERS RETIREMENT SYSTEM OF LOUISIANA		6.750	6.750
**D	AST ACADEM STRAT AAJENNISON PD07		272.104	272.104
**D	PFI DIV REAL ASSET FUND MACQUARIE		305.852	305.852
**D	DEUTSCHE XTRKS MSCI EURO CCYHDG		73.703	73.703
**D	KC1F COLONIAL 1ST ST GLI		119.663	119.663
**D	DEUTSCHE XTRKS MSCI EAFE CCYHDG		175.093	175.093
**D	DVHF DIV RSK HI DIV GL EQ		844	844
**D	PGTF DR NON US EQUITY GT		7.268	7.268
**D	DBX FTSE DEV EX US COMP FACTOR		757	757
**D	SPARTAN INTL INDEX		674.059	674.059
**D	BELLSOUTH CORP RFA VEB: TRUST		11.763	11.763
**D	CITIGROUP PENSION PLAN		98.825	98.825
**D	ECBSEG		18.061	18.061
**D	DREYFUS GLOBAL EQUITY INCOME FUND		136.870	136.870
**D	DREYFUS INTERNATIONAL STOCK INDEX FUND		18.448	18.448
**D	FIRE AND POLICE PENSION ASSOCIATION OF COLORADO		8.699	8.699

Assemblea Ordinaria del 20 aprile 2018



LISTA ESITO DELLE VOTAZIONE
Oggetto: Relazione Remunerazione

FAVOREVOLI

Badge	Ragione Sociale	Proprio	Delega	Totale
**D	FPCF SSGA EDHEC		2.991	2.991
**D	MNVF SSGA INTL EQUITY		2.252	2.252
**D	SHELL PENSION TRUST		14.928	14.928
**D	WF AND CO CASH PLN EVERGN INV 1		42.597	42.597
**D	WF AUTO CLUB INSURANCE ASSOCIATION		26.186	26.186
**D	THE EUROPEAN CENTRAL BANK		16.110	16.110
**D	VIRTUS TOTAL RETURN FUND INC		341.484	341.484
**D	RHODE ISLAND EMPLOYEES RETIREMENT SYSTEMS POOLED TRUST		26.201	26.201
**D	UFJF MCM MSCI WORLD FD		6.149	6.149
**D	DIOCESE OF VENICE PENSION PLAN AND TRUST		1.541	1.541
**D	MCIC VERMONT A RECIPROCAL RISK RETENTION GROUP		6.554	6.554
**D	PITTSBURGH THEOLOGICAL SEMINARY OF THE PRESBYTERIAN CHURCH		1.553	1.553
**D	PUBLIC EMPLOYEE RETIREMENT SYSTEM OF IDAHO		22.600	22.600
**D	NSNF PARA EAFE MONTI		2.674	2.674
**D	NSNF PARA EAFE PI 1		2.206	2.206
**D	NSNF PARA EAFE PI 2		1.278	1.278
**D	VANGUARD INTL HIGH DIV YLD INDEX FD		55.065	55.065
**D	PDBF NUVEEN		135.357	135.357
**D	PG AND E CORPORATION RETIREMENT MASTER TRUST		234.383	234.383
**D	PGEF PG E QUALIFIED PANAGORA EAFE		11.077	11.077
**D	PGQF FIRST STATE		26.458	26.458
**D	CENTRAL STATES SOUTHEAST AND SOUTHWEST AREAS PENSION FUND		190.965	190.965
**D	NBK SSGA EQ 2		15.089	15.089
**D	NBK UBS EQ		6.177	6.177
**D	DEUTSCHE XTRK MSCI STH EUR HDG ETF		238	238
**D	BNYMTCIL FT GBL ALPHADEX UCITS ETF		734	734
**D	COUNTY EMPLOYEES ANNUITY AND BENEFIT FUND OF COOK COUNTY		16.964	16.964
**D	US BK AK STEEL CORP MSTR PEN TR AT		34.771	34.771
**D	US BK BROOKFIELD GLB LST INF IN FD		224.300	224.300
**D	USBK BROOKFIELD GBL LIS INFRAS FD		129.900	129.900
**D	USBK FRONTEGRA MFG CORE INFRASFR FD		377.720	377.720
**D	USBK AMERICAN HEART ASSOCIATION INC		556	556
**D	AP7 EQUITY FUND		470.675	470.675
**D	ALASKA PERMANENT FUND CORPORATION		458.004	458.004
**D	ALASKA PERMANENT FUND CORPORATION		41.370	41.370
**D	ALASKA PERMANENT FUND CORPORATION		18.720	18.720
**D	VIRGINIA RETIREMENT SYSTEM		226.011	226.011
**D	WINDSTORM WORKS HOURLY AND SALARIED UNION RETIREES HEALTH CARE FUND		1.859	1.859
**D	INB PER ERES PWP RHUMBLINE MSCI		2.262	2.262
**D	STATE ERS MSCI EXUS INDEX		9.524	9.524
**D	MELLON CAPITAL INDEX		137.096	137.096
**D	SAFE INDEX PUBLIC EMPLOYEES RETIREMENT SYSTEM OF NEVADA		88.574	88.574
**D	BRNSTN INTL EQ		2.969	2.969

Pagina 25

Azionisti: 1.074 Teste: 26
 Azionisti in delega: 17 Azionisti in delega: 1.057



Assemblea Ordinaria del 20 aprile 2018

LISTA ESITO DELLE VOTAZIONE

Oggetto: Relazione Remunerazione

FAVOREVOLI

Badge	Ragione Sociale	Proprio	Delega	Totale
**D	AST GS MULTI ASSET PORT LIQ PDHB		4.418	4.418
**D	POOL RE L AND G MSCI EQ		4.968	4.968
**D	PENN SERIES DEV INTL INDEX FUND		3.533	3.533
**D	PHC SSGA EQ		52.625	52.625
**D	PENSION RESERVES INVESTMENT TRUST FUND		118.379	118.379
**D	BELL ATLANTIC MASTER TRUST		38.096	38.096
**D	VOYA INTERNATIONAL CORE FUND		5.073	5.073
**D	DUKE ENERGY QUALIFIED NUCLEAR DECOMMISSIONING		13.582	13.582
**D	AUTO CLUB INSURANCE ASSOCIATION		109.658	109.658
**D	LINCOLN VARIABLE INSURANCE PRODUCTS TRUST LVIP SSGA DEVELOPED INTERNATIONAL 150 FUND		213.457	213.457
**D	LINCOLN VARIABLE INSURANCE PRODUCTS TRUST LVIP SSGA INTERNATIONAL INDEX FUND		91.532	91.532
**D	MERCY INVESTMENT SERVICES INC		4.438	4.438
**D	PUBLIC EMPLOYEES RETIREMENT ASSOCIATION OF NEW MEXICO		27.025	27.025
**D	BOARD OF PENSIONS OF THE EVANGELICAL LUTHERAN CHURCH IN AMERICA		4.931	4.931
**D	THE STATE OF CONNECTICUT ACTING THROUGH ITS TREASURER		68.711	68.711
**D	SOUTH CAROLINA RETIREMENT SYSTEMS GROUP TRUST		22.363	22.363
**D	INTERNATIONAL BANK FOR RECONSTRUCTION AND DEVELOPMENT		16.601	16.601
**D	PRUDENTIAL INVESTMENT PORTFOLIO 2 PRUDENTIAL QMA INTL DEVELOPED MRKTS INDEX FUND		1.120	1.120
**D	ENERGY INSURANCE MUTUAL LIMITED		3.239	3.239
**D	CENTRAL STATES SOUTHEAST AND SOUTHWEST AREAS PENSION FUND		18.422	18.422
**D	IOWA PUBLIC EMPLOYEES RETIREMENT SYSTEM		5.235	5.235
**D	FGT FRK GLOBAL LSTD INFRASTRUCT FD		86.920	86.920
**D	BANK OF AMERICA OMNIBUS		1.200	1.200
**D	TRUST AND CUSTODY SERVICES		319.601	319.601
**D	ARRCO LONG TERM B		30.956	30.956
**D	IXIS FLAMME		16.498	16.498
**D	SG ACTIONS EUROPE MULTIGESTION		2.565	2.565
**D	CNS GLOBAL LIST INFRASTRUCTURE		86.843	86.843
**D	ETOILE ACTIONS RENDEMENT		102.552	102.552
**D	ETOILE INDUSTRIE EUROPE		21.006	21.006
**D	MAAF ASSURANCES SA		213.864	213.864
**D	TRUST CUSTODY SERVICES BANK		195.807	195.807
**D	PROTEC BTP		4.704	4.704
**D	TRUST AND CUDTODY SERVICES		46.300	46.300
**D	AMUNDI FUNDS II-PIONEER FLEX.		56.714	56.714
**D	AMUNDI SOLUZIONI IT- PROG. CED		107.330	107.330
**D	NUVEEN GLOBAL INVESTORS FUND		62.091	62.091
**D	AEGON CUSTODY B.V		109.118	109.118
**D	AHL ALPHA MASTER LIMITED C/O CITCO TRUSTEES (CAYMAN) LIMITED		7.193	7.193
**D	AHL DIRECTIONAL EQUITIES MASTER LIMITED		14.604	14.604
**D	AHL EVOLUTION LTD SHARMAINE BERKELEY ARGONAUT LTD		166.771	166.771
**D	AHL GENESIS 2 LIMITED C/O MAPLES CORPORATE SERVICES LIMITED		18.273	18.273
**D	AHL GENESIS LIMITED		10.380	10.380

Assemblea Ordinaria del 20 aprile 2018

LISTA ESITO DELLE VOTAZIONE

Oggetto: Relazione Remunerazione

FAVOREVOLI

Badge	Ragione Sociale	Proprio	Delega	Totale
**D	AQR DELTA SAPPHIRE FUND LP		650	650
**D	BERESFORD FUNDS PLC		88.836	88.836
**D	CBOSC ATF CW BK GRP SUP WGSS08		8.520	8.520
**D	COMMONWEALTH GLOBAL INFRASTRUCTURE SECURITIES FUND 1		342.681	342.681
**D	FIDANTE PARTNERS LIMITED		192.670	192.670
**D	GOTHAM CAPITAL V LLC		142	142
**D	GOVERNMENT OF SINGAPORE		1.280.572	1.280.572
**D	INTERNATIONAL EQUITIES FUND		4.440	4.440
**D	IRISH LIFE ASSURANCE.		223.525	223.525
**D	IRISH LIFE ASSURANCE PLC		73.029	73.029
**D	JOHN HANCOCK FUNDS II INTERNATIONAL STRATEGIC EQUITY ALLOCATION FUND		105.015	105.015
**D	JOHN HANCOCK VARIABLE INSURANCE TRUST INTERNATIONAL EQUITY INDEX TRUST		15.943	15.943
**D	LEGAL AND GENERAL ASSURANCE PENSIONS MANAGEMENT LIMITED		6.020.903	6.020.903
**D	LEGAL AND GENERAL ASSURANCE SOCIETY LIMITED		3.964	3.964
**D	LEGAL AND GENERAL COLLECTIVE INVESTMENT TRUST.		428.070	428.070
**D	MACQUARIE INVESTMENT MANAGEMENT LIMITED		351.875	351.875
**D	MACQUARIE MULTI FACTOR FUND		5.053	5.053
**D	MACQUARIE TRUE INDEX GLOBAL INFRASECURITIES FUND		325.320	325.320
**D	MONETARY AUTHORITY OF SINGAPORE		262.599	262.599
**D	NATIONAL COUNCIL FOR SOCIAL SECURITY FUND.		2.510	2.510
**D	NUMERIC MULTI STRATEGY MARKET NEUTRAL LEVERED OFFSHORE FUND LIMITED		1.110	1.110
**D	NUMERIC SOCIALLY AWARE MULTI STRATEGY FUND LTD		640	640
**D	PINEBRIDGE FUND SERIES PINEBRIDGE EUROPE EQUITY FUND		91.990	91.990
**D	REDWOOD POINT ORION MASTER FUND LTD - INTL EQUITY SLEEVE		3.580	3.580
**D	THE NOMURA TRUST AND BANKING CO. LTD		10.197	10.197
**D	TWO SIGMA ABSOLUTE RETURN PORTFOLIO LLC CORPORATION SERV.COMP.2		17	17
**D	VICTORY CEMP MARKET NEUTRAL INCOME FUND		2.747	2.747
**D	VICTORYSHARES DEVELOPED ENHANCED VOLATILITY WTD INDEX ETF		11.639	11.639
**D	VICTORYSHARES INTERNATIONAL HIGHDIV VOLATILITY WTD INDEX ETF		13.301	13.301
**D	VICTORYSHARES INTERNATIONAL VOLATILITY WTD INDEX ETF		1.480	1.480
**D	CROWN MANAGED ACCOUNTS SPC ACTING FOR AND ON BEHALF OF CROWN/OCEANWOOD SEGREGATED PORTFOLIO		3.992	3.992
**D	OCEANWOOD OPPORTUNITIES MASTER FUN C/O MAPLES CORPORATE SERVICES LIMITED		45.350	45.350
**D	UBS (LUX) EQUITY SICAV		101.670	101.670
**D	UBS GLOBAL SOLUTIONS - GLOBAL EQUITIES EUR		4.854	4.854
**D	UBS GLOBAL SOLUTIONS - GLOBAL EQUITIES II EUR		8.211	8.211
**D	UBS (LUX) EQUITY SICAV EURO COUNTRIES INCOME		50.487	50.487
**D	UBS (LUX) STRATEGY SICAV SAP DEFENSIVE (USD)		4.556	4.556
**D	UBS (LUX) STRATEGY SICAV SAP MEDIUM (USD)		10.722	10.722
**D	UBS (LUX) STRATEGY SICAV SAP DYNAMIC (USD)		3.776	3.776
**D	UBS FUND MANAGEMENT (LUXEMBOURG) SA		29.584	29.584
**D	UBS (LUX) SICAV		809	809
**D	UBS FUND MANAGEMENT (SWITZERLAND) AG.		313.170*	313.170*
**D	UBS BANK		297.965	297.965

Pagina 27

Azionisti: 1.074 Teste: 26
 Azionisti in proprio: 17 Azionisti in delega: 1.057



Assemblea Ordinaria del 20 aprile 2018

LISTA ESITO DELLE VOTAZIONE
Oggetto: Relazione Remunerazione

FAVOREVOLI

Badge	Ragione Sociale	Proprio	Delega	Totale
**D	UBS (LUX) STRATEGY XTRA SICAV		1.540	1.540
**D	MLC INVESTMENTS, MLC LIMITED		29.512	29.512
**D	RETURN TO WORK CORPORATION OF SOUTH AUSTRALIA		110.187	110.187
**D	ENERGY SUPER		72.531	72.531
**D	GOVERNMENT OF NORWAY		8.959.457	8.959.457
**D	CITY OF SAN JOSE POLICE & FIRE DEPARTMENT RETIREMENT PLAN		45.325	45.325
**D	LEGG MASON DEVELOPED EX-US DIVERSIFIED CORE ETF		645	645
**D	LEGG MASON GLOBAL INFRASTRUCTURE ETF		29.288	29.288
**D	BEAUMONT HEALTH POOLED INVESTMENT PARTNERSHIP		440	440
**D	BEAUMONT HEALTH MASTER RETIREMENT TRUST		3.420	3.420
**D	BEAUMONT HEALTH		3.835	3.835
**D	KAISER PERMANENTE GROUP TRUST		368.144	368.144
**D	KAISER PERMANENTE GROUP TRUST		239.913	239.913
**D	HIRTLE CALLAGHAN TRUST INTERNATIONAL EQUITY PORTFOLIO		34.489	34.489
**D	HC CAPITAL TRUST- THE INSTITUTIONAL INTERNATIONAL EQUITY PTF		77.683	77.683
**D	HC CAPITAL TRUST - THE ESG GROWTH PORTFOLIO		4.744	4.744
**D	HC CAPITAL TRUST- THE CATHOLIC SRI GROWTH PORTFOLIO		866	866
**D	ARKWRIGHT, LLC		5.464	5.464
**D	SYLVAN PARTNERS, LLC		429	429
**D	KAISER FOUNDATION HEALTH PLAN INC		279.078	279.078
**D	JOHN HANCOCK VAR INS TRUST STRATEGIC EQUITY ALLOCATION TRUST		106.640	106.640
**D	JOHN HANCOCK FUNDS II STRATEGIC EQUITY ALLOCATION FUND		170.485	170.485
**D	COHEN + STEERS INFRASTRUCTURE FUND, INC.		1.335.023	1.335.023
**D	MFS DEVELOPMENT FUNDS, LLC		3.179	3.179
**D	GOLDMAN SACHS TRST II-GOLDMAN SACHS MULTI-MNGR GLOBAL EQT FUND		2.081	2.081
**D	GOLDMAN SACHS TRUST- GOLDMAN SACHS GLOBAL MANAGED BETA FUND		1.424	1.424
**D	GOLDMAN SACHS TRUST - GOLDMAN SACHS GLOBAL INFRASTRUCTURE FUND		185.721	185.721
**D	INTERNATIONAL MONETARY FUND		8.397	8.397
**D	ALLIANCEBERNSTEIN GLOBAL RISK ALLOCATION FUND INC		613	613
**D	ALLIANCEBERNSTEIN VAR PROD SER F INC.ALLIANCEB DYN ASSET ALL PTF		176	176
**D	JOHN HANCOCK LIFE AND HEALTH INSURANCE COMPANY		23.516	23.516
**D	METROPOLITAN LIFE INSURANCE COMPANY		14.131	14.131
**D	THE MASTER TRUST BK OF JP LTD: HITACHI FOREIGN EQ INDEX MF		8.442	8.442
**D	SPDR MSCI WORLD QUALITY MIX FUND		314	314
**D	IBM RETIREMENT PLAN		2.394	2.394
**D	THORNBURG INVESTMENT INCOME BUILDER FUND		9.804.878	9.804.878
**D	AMERICAN BUREAU OF SHIPPING		310	310
**D	STRATEGIC ACTIVE TRADING FUNDS PLC		6.859	6.859
**D	AMERICAN CENTURY QUANTITATIVE EQUITY FUNDS, INC. INT CORE EQ		2.155	2.155
**D	AXA IM SMART MATCHING SOLUTIONS PUBLIC LIMITED COMPANY		3.900	3.900
**D	ALPS INTERNATIONAL SECTOR DIVIDEND DOGS ETF		198.298	198.298
**D	ALPINE GLOBAL INFRASTRUCTURE FUND		73.700	73.700
**D	ANIMA FUNDS PLC		2.022	2.022


Assemblea Ordinaria del 20 aprile 2018

LISTA ESITO DELLE VOTAZIONE

Oggetto: Relazione Remunerazione

FAVOREVOLI

Badge	Ragione Sociale	Proprio	Delega	Totale
**D	AQR FUNDS - AQR ALTERNATIVE RISK PREMIA FUND		2.485	2.485
**D	AQR INTERNATIONAL EQUITY EDGE FUND, L.P.		51	51
**D	AXA INVESTMENT MANAGERS DEUTSCHLAND GMBH FOR AXA EUROPA		20.400	20.400
**D	AXA ROSENBERG EQUITY ALPHA TRUST		152.400	152.400
**D	STATE OF ALASKA RETIREMENT AND BENEFITS PLANS		65.400	65.400
**D	STICHTING BEDRIJFSPENSIOENFONDS VOOR HET BAKKERSBEDRIJF		49.367	49.367
**D	UNITED TECHNOLOGIES CORPORATION EMPLOYEE SAVINGS PLAN		32.086	32.086
**D	THE WALT DISNEY COMPANY RETIREMENT PLAN MASTER TRUST		7.842	7.842
**D	BROOKFIELD REAL ASSETS HYBRID MASTER FUND L.P		11.700	11.700
**D	MET INVESTOR SERIES TRUST-ALLIANC GLOBAL DYNAMIC ALL PTF		46.847	46.847
**D	UAW RETIREE MEDICAL BENEFITS TRUST		142.016	142.016
**D	CENTRAL PROVIDENT FUND BOARD		4.816	4.816
**D	DESJARDINS GLOBAL INFRASTRUCTURE FUND		224.374	224.374
**D	CALVERT VP EAFE INTERNATIONAL INDEX PORTFOLIO		4.209	4.209
**D	CALVERT RESP INX SRS, INC.-CLVRT DVD MRKTS EX-U.S. RSP INX FD		3.105	3.105
**D	CAISSE DE DEPOT ET PLACEMENT DU QUEBEC		315.258	315.258
**D	THE REGENTS OF THE UNIVERSITY OF CALIFORNIA		286.164	286.164
**D	VALIC COMPANY I - GLOBAL SOCIAL AWARENESS FUND		7.576	7.576
**D	SAN JOSE FEDERATED RETIREE HEALTH CARE TRUST FUND		5.064	5.064
**D	SAN JOSE POLICE AND FIRE RETIREE HEALTH CARE TRUST FUND		952	952
**D	PARAMETRIC INTERNATIONAL EQUITY FUND		11.722	11.722
**D	FRANKLIN TEMPLETON ETF TRUST - FRANKLIN FTSE EUROPE ETF		5.901	5.901
**D	FRANKLIN TEMPLETON ETF TRUST - FRANKLIN FTSE ITALY ETF		3.034	3.034
**D	FRANKLIN TEMPLETON ETF TRUST - FRANKLIN FTSE EUROPE HEDGED ETF		1.855	1.855
**D	TAX - MANAGED INTERNATIONAL EQUITY PORTFOLIO		4.194	4.194
**D	ROCHE U.S. RETIREMENT PLANS MASTER TRUST		196.736	196.736
**D	BROOKFIELD GLOBAL REAL ASSET FUND		10.000	10.000
**D	TRANSAMERICA INTERNATIONAL EQUITY INDEX VP		399	399
**D	TRANSAMERICA AB DYNAMIC ALLOCATION VP		2.254	2.254
**D	TANGERINE DIVIDEND PORTFOLIO		4.853	4.853
**D	TANGERINE BALANCED INCOME PORTFOLIO		945	945
**D	TANGERINE BALANCED PORTFOLIO		6.336	6.336
**D	TANGERINE BALANCED GROWTH PORTFOLIO		5.588	5.588
**D	TANGERINE EQUITY GROWTH PORTFOLIO		5.673	5.673
**D	MM SELECT EQUITY ASSET FUND		8.200	8.200
**D	MM MSCI EAFE INTERNATIONAL INDEX FUND		6.965	6.965
**D	SPDR S&P 500 GLOBAL DIVIDEND ETF		57.082	57.082
**D	SPDR S&P 500 ESG GLOBAL QUALITY INCOME ETF		3.009	3.009
**D	SPDR S&P 500 ESG GLOBAL QUALITY INCOME ETF		1	1
**D	SPDR S&P 500 ESG GLOBAL QUALITY INCOME ETF		4.118	4.118
**D	SPDR S&P 500 ESG GLOBAL QUALITY INCOME ETF		467	467
**D	SPDR S&P 500 ESG GLOBAL QUALITY INCOME ETF		5.912	5.912
**D	SPDR S&P 500 ESG GLOBAL QUALITY INCOME ETF		23.423	23.423



Assemblea Ordinaria del 20 aprile 2018

LISTA ESITO DELLE VOTAZIONE

Oggetto: Relazione Remunerazione

FAVOREVOLI

Badge	Ragione Sociale	Proprio	Delega	Totale
**D	STATE STREET GLOBAL EQUITY EX-US INDEX PORTFOLIO		41.521	41.521
**D	STATE STREET INTERNATIONAL DEVELOPED EQUITY INDEX PORTFOLIO		90.764	90.764
**D	DEUTSCHE EAFE EQUITY INDEX FUND		1.600	1.600
**D	INVESCO GLOBAL INFRASTRUCTURE FUND		11.286	11.286
**D	KP INTERNATIONAL EQUITY FUND		8.698	8.698
**D	RHUMBLINE INTERNATIONAL POOLED INDEX TRUST		5.852	5.852
**D	SPDR MSCI ACWI IMI ETF		1.000	1.000
**D	SPDR MSCI EAFE FOSSIL FUEL FREE ETF		2.227	2.227
**D	SPDR MSCI WORLD QUALITY MIX ETF		152	152
**D	SPDR MSCI ACWI LOW CARBON TARGET ETF		3.522	3.522
**D	ALLIANCEBERNSTEIN INTERNATIONAL ALL-COUNTRY PASSIVE SERIES		2.069	2.069
**D	MARYLAND STATE RETIREMENT & PENSION SYSTEM		34.898	34.898
**D	THE PRUDENTIAL INSURANCE COMPANY OF AMERICA		37.368	37.368
**D	PRUDENTIAL TRUST CO MASTER COMMINGLED INV F FOR TAX EXEMPT TR		28.499	28.499
**D	MERCER QIF CCF		55.720	55.720
**D	MGI FUNDS PLC		32.901	32.901
**D	MORGAN STANLEY INST FUND INC. GLOBAL INFRASTRUCTURE PORTFOLIO		277.522	277.522
**D	MORGAN STANLEY INST FUND, INC. - GLOBAL ADVANTAGE PTF		8.078	8.078
**D	MORGAN STANLEY INSTITUTIONAL FUND INC MULTI- ASSET PORTFOLIO		16.493	16.493
**D	GTAA PANTHER FUND L.P		13.124	13.124
**D	MGI FUNDS PLC		274.467	274.467
**D	MGI FUNDS PLC		223.821	223.821
**D	MORGAN STANLEY INSTITUTIONAL FUND TR- GL MULTI-ASSET INC PTF		1.767	1.767
**D	MET INVESTORS SERIES TRUST- PANAGORA GLO DIVERSIFIED RISK PTF		929	929
**D	NORTHROP GRUMMAN PENSION MASTER TRUST		372.922	372.922
**D	NORTHROP GRUMMAN CORPORATION VEBIA MASTER TRUST I		1.278	1.278
**D	CITY OF NEW YORK GROUP TRUST		57.783	57.783
**D	CITY OF NEW YORK GROUP TRUST		133.959	133.959
**D	PIMCO EQUITY SERIES:PIMCO RAFI DYNAMIC MULTI-FACTOR INT EQ ETF		650	650
**D	PRINCIPAL EXCHANGE-TRADED FDS-PRINC INT MULTI-FACTOR INDEX ETF		2.304	2.304
**D	PRINCIPAL DIVERSIFIED REAL ASSET CIT		98.616	98.616
**D	INTEL CORPORATION RETIREE MEDICAL PLAN TRUST		8.065	8.065
**D	ALASKA COMMON TRUST FUND		12.876	12.876
**D	GOV OF HM THE SULTAN AND YANG DI-PERTUAN OF BRUNEI DARUSSALAM		20.120	20.120
**D	FEDERATED CITY EMPLOYEES RETIREMENT SYSTEM		28.331	28.331
**D	BANK OF KOREA		8.339	8.339
**D	SCOTIA PRIVATE GLOBAL INFRASTRUCTURE POOL		223.149	223.149
**D	SSGA MSCI ACWI EX-USA INDEX NON-LENDING DAILY TRUST		9.344	9.344
**D	GAM INVESTMENT MANAGEMENT (SWITZERLAND) AG		23.349	23.349
**D	STATE STREET IRELAND UNIT TRUST		80.268	80.268
**D	GAM INV MGMT (SWITZ) AG ON BEHALF OF SWIF EUROPE EQUITY INDEX		916	916
**D	SSGA SPDR ETFs EUROPE I PUBLIC LIMITED COMPANY		1.632.818	1.632.818
**D	SSGA SPDR ETFs EUROPE II PUBLIC LIMITED COMPANY		82.736	82.736

Pagina 30

Azionisti: 1.074 Teste: 26
 Azionisti in proprio: 17 Azionisti in delega: 1.057

Assemblea Ordinaria del 20 aprile 2018


LISTA ESITO DELLE VOTAZIONE
Oggetto: Relazione Remunerazione

FAVOREVOLI

Badge	Ragione Sociale	Proprio	Delega	Totale
**D	SIR DAVID TRENCH FUND FOR RECREATION		318	318
**D	ROMAN CATHOLIC BISHOP OF SPRINGFIELD A CORPORATION SOLE		258	258
**D	DELTASHARES S+P INTERNATIONAL MANAGED RISK ETF		7.029	7.029
**D	TEACHER RETIREMENT SYSTEM OF TEXAS		229.579	229.579
**D	PINEBRIDGE GLOBAL FUNDS		17.793	17.793
**D	UBS (IRL)-ETF PLC		3.851	3.851
**D	VANGUARD FTSE DEVELOPED EUROPE ALL CAP INDEX ETF		11.343	11.343
**D	VANGUARD FTSE DEVELOPED ALL CAP EX NORTH AMERICA INDEX ETF		12.404	12.404
**D	VANGUARD DEVEL ALL-CAP EX NORTH AMERICA EQT IND POOLED FUND		716	716
**D	VANGUARD GLOBAL MOMENTUM FACTOR ETF		160	160
**D	VANGUARD INVESTMENTS II COMMON CONTRACTUAL FUND		35.021	35.021
**D	VANGUARD INVESTMENTS COMMON CONTRACTUAL FUND		49.778	49.778
**D	VANGUARD FTSE DEVELOPED EUROPE INDEX ETF		1.572	1.572
**D	WINTON UCITS FUNDS PLC		30.943	30.943
**D	WELLS FARGO BK DECL OF TR EST INV FUNDS FOR EMPLOYEE BEN TR		56.469	56.469
**D	WELLS FARGO MASTER TRUST-WELLS FRGO FACTR ENHANCED INT PRFELIO		43.072	43.072
**D	WISDOMTREE ISSUER PUBLIC LIMITED COMPANY		10.272	10.272
**D	WILMINGTON TRUST, NATIONAL ASSOCIATION		4.010	4.010
**D	DIVERSIFIED MARKETS (2010) POOLED FUND TRUST		8.137	8.137
**D	WASHINGTON STATE INVESTMENT BOARD		171.034	171.034
**D	WSIB INVESTMENTS (PUBLIC EQUITIES) POOLED FUND TRUST		5.024	5.024
**D	WISDOMTREE DYNAMIC CURRENCY HEDGED EUROPE EQUITY FUND		2.852	2.852
**D	WISDOMTREE DYNAMIC CURRENCY HEDGED INTRNL EQUITY FUND		27.787	27.787
**D	WISDOMTREE INTERNATIONAL HIGH DIVIDEND FUND		32.362	32.362
**D	WISDOMTREE INTERNATIONAL EQUITY FUND		59.489	59.489
**D	WISDOMTREE GLOBAL HIGH DIVIDEND FUND		3.532	3.532
**D	WISDOMTREE INTERNATIONAL DIVIDEND EX-FINANCIALS FUND		72.095	72.095
**D	WISDOMTREE INTERNATIONAL LARGE CAP DIVIDEND FUND		36.534	36.534
**D	WISDOMTREE EUROPE LOCAL RECOVERY FUND		4.002	4.002
**D	NEW YORK STATE TEACHERS RETIREMENT SYSTEM		191.992	191.992
**D	NEW YORK STATE TEACHERS RETIREMENT SYSTEM		17.906	17.906
**D	PENSIOENFONDS METAAL OPF		32.649	32.649
**D	PRUDENTIAL RETIREMENT INSURANCE & ANNUITY COMPANY		10.003	10.003
**D	MANULIFE ASSET MANAGEMENT INTERNATIONAL EQUITY INDEX POOLED F		14.968	14.968
**D	GAM INV MGT(SWI)AG OBO ZUR INV IN FDS-ZIF AKTIEN EUROPA PASSIV		17.825	17.825
**D	GAM INV MGMT(SWITZ)AG OBO ZURICH INVEST INSTITUTIONAL FUNDS		474.028	474.028
**D	VANGUARD TRUST COMPANY INV FUNDS FOR TAXEXEMPT RETIREMENT PL		2.138.893	2.138.893
**D	WILMINGTON TRUST COMPANY INV FUNDS FOR TAXEXEMPT RETIREMENT PL		4.707	4.707
**D	WISDOMTREE INTERNATIONAL EQUITY INDEX POOLED FUND		6.612	6.612
**D	WISDOMTREE INTERNATIONAL EQUITY INDEX POOLED FUND		9.775	9.775
**D	WISDOMTREE INTERNATIONAL EQUITY INDEX POOLED FUND		9.775	9.775
**D	WISDOMTREE INTERNATIONAL EQUITY INDEX POOLED FUND		493.234	493.234
**D	WISDOMTREE INTERNATIONAL EQUITY INDEX POOLED FUND		985	985
**D	WISDOMTREE INTERNATIONAL EQUITY INDEX POOLED FUND		48.048	48.048

Pagina 31

Azionisti: 1.074 Teste: 26
 Azionisti in delega: 17 Azionisti in delega: 1.057



Assemblea Ordinaria del 20 aprile 2018

LISTA ESITO DELLE VOTAZIONE
Oggetto: Relazione Remunerazione

FAVOREVOLI


Badge	Ragione Sociale	Proprio	Delega	Totale
**D	MSCI EAFE PROV SCREENED INDEX NON - LENDING COMMON TR FUND		6.533	6.533
**D	STATE STREET GLOBAL ADVISORS LUXEMBOURG SICAV		187.873	187.873
**D	AXA WORLD FUNDS		204.500	204.500
**D	GOLDMAN SACHS FUNDS		14.581	14.581
**D	KIEGER FUND I		772	772
**D	MULTIPARTNER SICAV		46.000	46.000
**D	SGKB (LUX) FUND		1.317	1.317
**D	UBS ETF		694.911	694.911
**D	ISHARES MSCI ACWI LOW CARBON TARGET ETF		12.150	12.150
**D	PROXY TEAM PARAMETRIC PORTFOLIO ASSOCIATES		2.397	2.397
**D	TEACHERS' RETIREMENT SYSTEM OF THE STATE OF ILLINOIS		64.502	64.502
**D	IBM 401K PLUS PLAN		84.619	84.619
**D	STATE OF ALASKA RETIREMENT AND BENEFITS PLANS		19.494	19.494
**D	COLLEGE RETIREMENT EQUITIES FUND		502.828	502.828
**D	TIIA-CREF INTERNATIONAL EQUITY INDEX FUND		364.563	364.563
**D	BRIGHTHOUSE FUNDS TRUST II - METLIFE MSCI EAFE INDEX PTF		30.871	30.871
**D	STATE OF MINNESOTA		201.700	201.700
**D	SPDR MSCI ACWI EX-US ETF		70.855	70.855
**D	SPDR S+P INTERNATIONAL DIVIDEND ETF		545.720	545.720
**D	SPDR S&P GLOBAL INFRASTRUCTURE ETF		309.087	309.087
**D	SPDR S&P WORLD (EX-US) ETF		52.228	52.228
**D	THE UNIVERSAL INSTITUTIONAL FUNDS, INC. GLOBAL INFRASTR PTF		66.896	66.896
**D	MORGAN STANLEY INSTITUTIONAL FD TR - GLOBAL STRATEGIST PTF		26.617	26.617
**D	THE UNIVERSAL INST F INC - GLOBAL STRATEGIST PORTFOLIO		9.732	9.732
**D	ONTARIO TEACHERS PENSION PLAN BOARD		199.871	199.871
**D	COMMON TRUST ITALY FUND		437.090	437.090
**D	STATE STREET TOTAL RETURN V.I.S. FUND		13.697	13.697
**D	MONETARY AUTHORITY OF SINGAPORE		4.361	4.361
**D	MANAGED PENSION FUNDS LIMITED		313.742	313.742
**D	THE TRUSTEES OF CONOCOPHILLIPS PENSION PLAN		9.630	9.630
**D	FAMILY INVESTMENTS CHILD TRUST FUND		14.769	14.769
**D	FAMILY INVESTMENTS GLOBAL ICVC FAMILY BALANCED INT FUND		11.226	11.226
**D	HSBC AS TRUSTEE FOR SSGA EUROPE EX UK EQUITY TRACKER FUND		421.437	421.437
**D	CUMBRIA LOCAL GOVERNMENT PENSION SCHEME		51.987	51.987
**D	AL MEHWAR COMMERCIAL INVESTMENTS LLC		506.266	506.266
**D	THE TRUSTEES OF GOLDMAN SACHS UK RETIREMENT PLAN		1.715	1.715
**D	ST GEN RESERVE F OF THE MINISTRY FINANCE OF SULTANATE OF OMAN		17.278	17.278
**D	LEGG MASON FUNDS ICVC- LEGG MASON IF RARE GLOBAL INF INC FUND		780.367	780.367
**D	BAHRAIN MUMTALAKAT HOLDING COMPANY		26.035	26.035
**D	VANGUARD INV FDS ICVC-VANG FTSE DEV WOR LD EX - UK EQT IND FD		79.031	79.031
**D	VANGUARD INV F ICVC-VANGUARD FTSE DEV EUROPE EX-UK EQ INDEX F		165.676	165.676
**D	VANGUARD INV FUNDS ICVC-VANGUARD FTSE GLOB ALL CAP IND FUND		672	672
**D	STATE STREET INTERNATIONAL EQUITIES INDEX TRUST		19.790	19.790

Assemblea Ordinaria del 20 aprile 2018

LISTA ESITO DELLE VOTAZIONE
 Oggetto: Relazione Remunerazione

FAVOREVOLI

Badge	Ragione Sociale	Proprio	Delega	Totale
**D	SPDR S+P WORLD EX AUSTRALIA FUND		1.426	1.426
**D	SPDR S+P GLOBAL DIVIDEND FUND		40.155	40.155
**D	ARGO GLOBAL LISTED INFRASTRUCTURE LIMITED		128.204	128.204
**D	CHRISTIAN SUPER		1.178	1.178
**D	CHRISTIAN SUPER		1.945	1.945
**D	STATE STREET INT EQTS INDEX TRUST EX TOBACCO EX CONTR WEAPONS		502	502
**D	QSUPER		18.798	18.798
**D	AXA IM ACWI SMARTBETA EQUITY FUND		2.500	2.500
**D	SUNSUPER SUPERANNUATION FUND		25.009	25.009
**D	UBS IQ MSCI WORLD EX AUSTRALIA ETHICAL ETF		418	418
**D	UBS IQ MSCI EUROPE ETHICAL ETF		393	393
**D	CANADA PENSION PLAN INVESTMENT BOARD		291	291
**D	THE TRUSTEES OF BP PENSION FUND		105.243	105.243
**D	FLOURISH INVESTMENT CORPORATION		249.115	249.115
**D	PEOPLE'S BANK OF CHINA		608.230	608.230
**D	FLOURISH INVESTMENT CORPORATION		32.457	32.457
**D	AMERGEN CLINTON NUCLEAR POWER PLANT NONQUALIFIED FUND		1.302	1.302
**D	COMBUSTION ENGINEERING 524(G) ASBESTOS PI TTRUST		882	882
**D	EXELON FITZPATRICK NONQUALIFIED FUND		4.360	4.360
**D	EXELON FITZPATRICK QUALIFIED FUND		290	290
**D	FORD MOTOR COMPANY DEFINED BENEFIT MASTER TRUST		10.562	10.562
**D	FORD MOTOR COMPANY DEFINED BENEFIT MASTER TRUST		5.939	5.939
**D	JOSHUA GREEN CORPORATION		850	850
**D	HUBBELL INCORPORATED MASTER PENSION TRUST		29.527	29.527
**D	JTW TRUST NO. 3 UAD 9/19/02		2.315	2.315
**D	JTW TRUST NO. 1 UAD 9/19/02		1.591	1.591
**D	JTW TRUST NO. 4 UAD 9/19/02		2.817	2.817
**D	JTW TRUST NO. 2 UAD 9/19/02		2.039	2.039
**D	JTW TRUST NO. 5 UAD 9/19/02		710	710
**D	NOVANT HEALTH INC		11.514	11.514
**D	SAMFORD UNIVERSITY PENSION PLAN TRUST		736	736
**D	STATE OF UTAH, SCHOOL AND INSTITUTIONAL TRUST FUNDS		13.079	13.079
**D	1999 VOL EMPL BEN ASS NON-REPR EMPL OF SOUT CAL EDISON CO		981	981
**D	SAMFORD UNIVERSITY		352	352
**D	VERGINIA S MARS REVOCABLE TRUST DATED AUGUST 6, 1991		413	413
**D	NEW TESTAMENTARY TRUST NO 3		2.073	2.073
**D	NEW TESTAMENTARY TRUST NO 1		2.573	2.573
**D	NEW TESTAMENTARY TRUST NO 2 UAD 01/17/03		1.676	1.676
**D	NEW TESTAMENTARY TRUST NO. 10		998	998
**D	NEW TESTAMENTARY TRUST NO. 11 UAD 01/17/03		2.382	2.382
**D	NEW TESTAMENTARY TRUST NO. 11		2.568	2.568
**D	NEW TESTAMENTARY TRUST NO 6		3.336	3.336
**D	NEW TESTAMENTARY TRUST NO 4		2.041	2.041



Assemblea Ordinaria del 20 aprile 2018LISTA ESITO DELLE VOTAZIONE
Oggetto: Relazione Remunerazione

FAVOREVOLI

Badge	Ragione Sociale	Proprio	Delega	Totale
**D	HRW TESTAMENTARY TRUST NO. 9		3.101	3.101
**D	HRW TESTAMENTARY TRUST NO. 8		2.472	2.472
**D	HRW TESTAMENTARY TRUST NO 2		1.679	1.679
**D	HRW TESTAMENTARY TRUST NO. 7		2.729	2.729
**D	HRW TRUST NO 4 UAD 01/17/03		1.152	1.152
**D	HRW TESTAMENTARY TRUST NO 5		2.158	2.158
**D	HRW TESTAMENTARY TRUST NO. 12		3.451	3.451
**D	HRW TRUST NO 3 UAD 01/17/03		1.152	1.152
**D	EXELON CORPORATION NUCLEAR DECOMMISSION TRUST - NON TAX QUAL		327	327
**D	SPARTAN GROUP TRUST FOR EMPLOYEE BENEFIT PLANS		39.413	39.413
**D	HONG KONG SAR GOVERNMENT EXCHANGE FUND		435.579	435.579
**D	HONG KONG SAR GOVERNMENT EXCHANGE FUND		71.329	71.329
**D	BUNTING INTERNATIONAL DEVELOPED EQUITY TE LLC		1.236	1.236
**D	CARROLL AVENUE PARTNERS LLC		623	623
**D	CARNELIAN INVESTMENT MANAGEMENT LLC		14.733	14.733
**D	STATES OF JERSEY COMMON INVESTMENT FUND		2.351	2.351
**D	CENTERSQUARE INVESTMENT MANAGEMENT LLC		4.280	4.280
**D	DYNASTY INVEST, LTD		813	813
**D	DEI LP EQUITY (PASSIVE)		461	461
**D	EVA VALLEY MAI LLC		5.125	5.125
**D	FS OVERLAY C - PARAMETRIC		3.268	3.268
**D	FOURTH AVENUE INVESTMENT COMPANY		4.192	4.192
**D	FIDDLER PARTNERS LLC		617	617
**D	THE BUNTING FAM INT DEVELOPED EQUITY LIMITED LIABILITY CO		3.055	3.055
**D	INTERNATIONAL EXPATRIATE BENEFIT MASTER TRUST		2.334	2.334
**D	INTERNATIONAL EQUITY FUND		6.209	6.209
**D	THE JBUT MASTER INVESTMENT PARTNERSHIP LLP		1.221	1.221
**D	NTGI-QM COMMON DAILY EAFE INDEX FUND - NON LENDING		39.459	39.459
**D	LAKE AVENUE INVESTMENTS, LLC		15.437	15.437
**D	LEGAL & GENERAL MSCI EAFE FUND, LLC		16.871	16.871
**D	LEHMAN-STAMM FAMILY PARTNERS LLC		602	602
**D	LTW GROUP HOLDINGS, LLC		5.157	5.157
**D	LTW INVESTMENTS LLC		9.311	9.311
**D	LUNA LLC		409	409
**D	LOY PARTNERSHIP, LLC		3.038	3.038
**D	MF INTERNATIONAL FUND LLC		805	805
**D	82A HOLDINGS, LLC		6.181	6.181
**D	NELKE PARTNERSHIP		2.148	2.148
**D	OHANA HOLDINGS LLC		53.700	53.700
**D	OMEGA FFIP LIMITED PARTNERSHIP		1.398	1.398
**D	ORIZABA, LP		19.554	19.554
**D	CINDY SPRINGS, LLC		2.710	2.710
**D	NTGI-QM COMMON DAILY ALB COUNWD EX-US INV MKT INDEX F NONLEND		10.335	10.335


Assemblea Ordinaria del 20 aprile 2018

LISTA ESITO DELLE VOTAZIONE
Oggetto: Relazione Remunerazione

FAVOREVOLI

Badge	Ragione Sociale	Proprio	Delega	Totale
**D	RDM LIQUID LLC		3.494	3.494
**D	ROTHKO ALL COUNTY WORLD EX-US EQUITY FUND LP		542	542
**D	RAMI PARTNERS, LLC		7.168	7.168
**D	SENTINEL INTERNATIONAL FUND		1.307	1.307
**D	SENTINEL INTERNATIONAL TRUST		2.378	2.378
**D	SIM GLOBAL BALANCED TRUST.		568	568
**D	VICTORIA PARTNERS, LP		8.234	8.234
**D	GLOBAL BOND FUND		5.124	5.124
**D	MS FUND LP		7.321	7.321
**D	FCM INTERNATIONAL LLC		589	589
**D	ZCA GLOBAL EQUITY STRATEGY, LP		180	180
**D	SHIMODA HOLDINGS, LLC		683	683
**D	MALACHITE 35 TRUST		10.125	10.125
**D	ZOMA CAPITAL LLC		702	702
**D	AVALON PORTFOLIO II, LLC		1.768	1.768
**D	INTERNATIONAL MONETARY FUND RETIRED STAFF BENEFITS INVESTMENT		4.025	4.025
**D	LEGAL & GENERAL MSCI EAFE SI FUND, LLC		16.054	16.054
**D	NTGI-QM COMMON DAILY EAFE INDEX FUND - LENDING		34.718	34.718
**D	NTGI - QM COMM DAILY ALL COUNTRY WD EX-US EQ INDEX F - LEND		20.637	20.637
**D	INTERNATIONAL MONETARY FUND STAFF RETIREMENT PLAN		17.437	17.437
**D	INTERNATIONAL MONETARY FUND STAFF RETIREMENT PLAN		6.352	6.352
**D	UNIT NAT RELIEF AND WORKS AG FOR PALEST REF IN THE NEAR EAST		2.256	2.256
**D	NATIONAL COUNCIL FOR SOCIAL SECURITY FUND, P.R.C		26.165	26.165
**D	NATIONAL COUNCIL FOR SOCIAL SECURITY FUND, P.R.C		68.455	68.455
**D	CHEVRON MASTER PENSION TRUST		13.551	13.551
**D	FIDELITY SALEM STREET TRUST: FIDELITY FLEX INTERN INDEX FUND		279	279
**D	FIDELITY SALEM STREET TRUST FIDELITY SERIES GLOBAL EX U.S. INDEX FUND		114.860	114.860
**D	ASHMORE GLOBAL CONSOLIDATION & RECOVERY		983	983
**D	HAGFORS LIMITED		6.469	6.469
**D	NEW ZEALAND SUPERANNUATION FUND		149.396	149.396
**D	ACT CHIEF MINISTER, TREAS AND ECO DEV DIR SUPERANN PROV ACC		12.625	12.625
**D	ENERGY INVESTMENT FUND		199.983	199.983
**D	QIC INTERNATIONAL EQUITIES FUND		1.362	1.362
**D	MAGELLAN INFRASTRUCTURE FUND (UNHEDGED)		833.903	833.903
**D	GOVERNMENT EMPLOYEES SUPERANNUATION BOARD		14.397	14.397
**D	GOVERNMENT EMPLOYEES SUPERANNUATION BOARD		226.020	226.020
**D	MAGELLAN INFRASTRUCTURE FUND (CURRENCY HEDGED)		202.563	202.563
**D	MERGER PASSIVE INTERNATIONAL SHARES FUND		12.054	12.054
**D	NEW ZEALAND INVESTMENT TRUST NO.2		5.946	5.946
**D	MAGELLAN INFRASTRUCTURE FUND		102.357	102.357
**D	MAGELLAN INFRASTRUCTURE FUND		1.923.682	1.923.682
**D	MAGELLAN INFRASTRUCTURE FUND		21.123	21.123
**D	MAGELLAN INFRASTRUCTURE FUND		18.890	18.890

Pagina 35

Azionisti:
Azionisti in proprio1.074
17Teste:
Azionisti in delega:26
1.057

Assemblea Ordinaria del 20 aprile 2018

LISTA ESITO DELLE VOTAZIONE
Oggetto: Relazione Remunerazione

FAVOREVOLI

Badge	Ragione Sociale	Proprio	Delega	Totale
**D	ACORN 1998 TRUST		326	326
**D	EXELON PEACH BOTTOM UNIT 1 QUALIFIED FUND		516	516
**D	STATE OF IDAHO ENDOWMENT FUND INVESTMENT BOARD		1.406	1.406
**D	MICHIGAN CATHOLIC CONFERENCE MASTER PENSION TRUST		1.661	1.661
**D	NORTHERN MULTI MANAGER GLOBAL LISTED INFRASTRUCTURE FUND		2.156.216	2.156.216
**D	MICHIGAN CATHOLIC CONFERENCE		563	563
**D	NORTHERN FUNDS - INTERNATIONAL EQUITY INDEX FUND		186.795	186.795
**D	OYSTER CREEK NUCLEAR GENERATING STATION QUALIFIED FUND		1.445	1.445
**D	PLEIADES TRUST		1.961	1.961
**D	NORTHERN TRUST GLOBAL INVESTMENTS COLLECTIVE FUNDS TRUST		798.004	798.004
**D	ST. JOSEPH HEALTH SYSTEM		1.489	1.489
**D	VOL EMPL BEN ASS OF THE NON-REPR EMPL OF SOUT CAL EDISON CO		1.633	1.633
**D	THE TRUSTEES OF THE HENRY SMITH CHARITY		17.201	17.201
**D	TRINITY COLLEGE CAMBRIDGE		1.634	1.634
**D	SILVER GROWTH FUND, LP		4	4
**D	USAA MASTER TRUST (PENSION AND RSP)		2.721	2.721
**D	BANNER HEALTH		8.643	8.643
**D	CSAA INSURANCE EXCHANGE		20.228	20.228
**D	GUIDE STONE FUNDS INTERNATIONAL EQUITY INDEX FUNDS		4.528	4.528
**D	GENERAL PENSION AND SOCIAL SECURITY AUTHORITY		13.972	13.972
**D	GEORGIA TECH FOUNDATION, INC.		1.229	1.229
**D	LOS ANGELES CITY EMPLOYEES RETIREMENT SYSTEM		45.070	45.070
**D	LOCKHEED MARTIN CORPORATION MASTER RETIREMENT TRUST		11.275	11.275
**D	MONTGOMERY COUNTY EMPLOYEES' RETIREMENT SYSTEM		4.509	4.509
**D	WYOMING RETIREMENT SYSTEM		4.694	4.694
**D	FORD MOTOR COMPANY OF CANADA, LIMITED PENSION TRUST		4.904	4.904
**D	HSBC INTERNATIONAL EQUITY POOLED FUND		14.288	14.288
**D	HALIFAX REGIONAL MUNICIPALITY MASTER TRUST		4.544	4.544
**D	OPSEU PENSION PLAN TRUST FUND		10.771	10.771
**D	FUTURE FUND BOARD OF GUARDIANS FOR AND OBO THE MED RES FUT FD		59.257	59.257
**D	IBM DIVERSIFIED GLOBAL EQUITY FUND		12.091	12.091
**D	NATIONAL WESTMINSTER BANK PLC AS TR OF JUPITER EUROP INC F		97.281	97.281
**D	LORD MAYORS CHARITABLE FUND		429	429
**D	THE BANK OF IRELAND STAFF PENSIONS FUND		162.912	162.912
**D	STICHTING HEINEKEN PENSIOENFONDS		33.841	33.841
**D	THE BOARD OF THE PENSION PROTECTION FUND		5.142	5.142
**D	STICHTING PENSIOENFONDS IBM NEDERLAND		2.765	2.765
**D	STICHTING PENSIOENFONDS SAGITTARIUS		14.623	14.623
**D	WHEELS COMMON INVESTMENT FUND		14.224	14.224
**D	WHEELS COMMON INVESTMENT FUND		1.182	1.182
**D	NORTHERN TRUST UCITS COMMON CONTRACTUAL FUND		164.073	164.073
**D	COMMONWEALTH GLOBAL LISTED INFRASTRUCTURE FUND 7		170.970	170.970
**D	COLONIAL FIRST STATE INVESTMENT FUND 50		12.740	12.740

Assemblea Ordinaria del 20 aprile 2018

LISTA ESITO DELLE VOTAZIONE
Oggetto: Relazione Remunerazione

FAVOREVOLI

Badge	Ragione Sociale	Proprio	Delega	Totale
**D	COMMONWEALTH GLOBAL LISTED INFRASTRUCTURE FUND 6		933.070	933.070
**D	COMMONWEALTH GLOBAL LISTED INFRASTRUCTURE FUND 4		155.878	155.878
**D	COLONIAL FIRST STATE WHOLESALE GLOBAL LISTED INFR SEC F		1.166.469	1.166.469
**D	COLONIAL FIRST STATE WHOLESALE INDEXED GLOBAL SHARE FUND		20.637	20.637
**D	HSBC UCITS COMMON CONTRACTUAL FUND		658	658
**D	PREMIER ENERGY AND WATER TRUST PLC		90.000	90.000
**D	MUNICIPAL EMPLOYEES' ANNUITY AND BENEFIT FUND OF CHICAGO		4.446	4.446
**D	INVESTCO ITALIAN HOLDINGS SRL		66.513.016	66.513.016
**D	LEGAL & GENERAL GLOBAL EQUITY INDEX FUND		2.117	2.117
**D	NAT WEST BK AS TRUSTEE OF LEGAL & GENERAL EUROPEAN INDEX TR		325.295	325.295
**D	NAT WEST BK PLC AS TRUSTEE OF THE LEGAL & GENERAL INT IND TR		27.205	27.205
**D	PREMIER GLOBAL UTILITIES INCOME FUND		54.000	54.000
**D	SSGA GROSS ROLL UP UNIT TRUST		16.282	16.282
**D	MFG INVESTMENT FUND PLC		70.676	70.676
**D	KLEINWORT BENSON INVESTORS INSTITUTIONAL FUND PLC		661	661
**D	LEGAL & GENERAL ICAV		6.494	6.494
**D	NORTHERN TRUST INVESTMENT FUNDS PUBLIC LIMITED COMPANY		19.356	19.356
**D	LEGAL & GENERAL FUTURE WORLD EQUITY FACTORS INDEX FUND		3.722	3.722
**D	LEGAL & GENERAL GLOBAL INFRASTRUCTURE INDEX FUND		27.291	27.291
**D	LEGAL & GENERAL AUTHORISED CONTRACTUAL SCHEME		2.011	2.011
**D	STATE TEACHERS RETIREMENT SYSTEM OF OHIO		438.173	438.173
**D	BANCO NACIONAL DE PANAMA, ACTING AS TRUSTEE OF THE FIDEICOMISO DE FONDO DE AHORRO DE PANAMA		1.900	1.900
**D	STICHTING FONDS 1818 TOT NUT VAN HET ALGEMEEN		914	914
**D	KOMMUNAL LANDSPENSJONSKASSE GJENSIDIG FORSIKRINGSSKAP		35.799	35.799
**D	FJARDE AP-FONDEN		180.901	180.901
**D	ARBEJDSMARKEDETS TILLAEGSPENSION		383.365	383.365
**D	VERDIPAPIRFONDET KLP AKSJEGLOBAL INDEX 1		57.877	57.877
**D	VERDIPAPIRFONDET KLP AKSJEEUROPA INDEKS 1		27.743	27.743
**D	VERDIPAPIRFONDET KLP AKSJEGLOBAL LAVBETA I		375.802	375.802
**D	NORTHERN TRUST UCITS FGR FUND		86.910	86.910
**D	ANDRA AP-FONDEN		51.063	51.063
**D	MEDIOLANUM GESTIONE FONDI SGR - FLESSIBILE FUTURO ITALIA		800.000	800.000
**D	EPSILON SGR - EPSILON ALLOCAZIONE TATTICA APRILE 2020		3.688	3.688
**D	EPSILON SGR - EPSILON ALLOCAZIONE TATTICA FEBBRAIO 2020		2.881	2.881
**D	EPSILON SGR - EPSILON ALLOCAZIONE TATTICA GIUGNO 2020		2.806	2.806
**D	EPSILON SGR - EPSILON ALLOCAZIONE TATTICA NOVEMBRE 2019		1.717	1.717
**D	EPSILON SGR - EPSILON ALLOCAZIONE TATTICA SETTEMBRE 2019		2.678	2.678
**D	EPSILON SGR - EPSILON DLONGRUN		128	128
**D	EPSILON SGR - EPSILON FLESSIBILE AZIONI EURO APRILE 2021		2.234	2.234
**D	EPSILON SGR - EPSILON FLESSIBILE AZIONI EURO FEBBRAIO 2021		5.415	5.415
**D	EPSILON SGR - EPSILON FLESSIBILE AZIONI EURO GIUGNO 2021		1.576	1.576
**D	EPSILON SGR - EPSILON FLESSIBILE AZIONI EURO NOVEMBRE 2020		18.534	18.534
**D	EPSILON SGR - EPSILON FLESSIBILE AZIONI EURO SETTEMBRE 2020		25.041	25.041

Pagina 37

Azionisti in proprio 1.074 Teste: 26
 Azionisti in delega 17 Azionisti in delega: 1.057



Assemblea Ordinaria del 20 aprile 2018

LISTA ESITO DELLE VOTAZIONE

Oggetto: Relazione Remunerazione

FAVOREVOLI

Badge	Ragione Sociale	Proprio	Delega	Totale
**D	EPSILON SGR - EPSILON MULTIASET 3 ANNI DICEMBRE 2019		14.231	14.231
**D	EPSILON SGR - EPSILON MULTIASET 3 ANNI LUGLIO 2020		4.218	4.218
**D	EPSILON SGR - EPSILON MULTIASET 3 ANNI MAGGIO 2020		8.584	8.584
**D	EPSILON SGR - EPSILON MULTIASET 3 ANNI MARZO 2020		6.741	6.741
**D	EPSILON SGR-EPSILON MULTIASET VALORE GLOBALE DICEMBRE 2021		6.210	6.210
**D	EPSILON SGR - EPSILON MULTIASET VALORE GLOBALE GIUGNO 2021		15.840	15.840
**D	EPSILON SGR - EPSILON MULTIASET VALORE GLOBALE LUGLIO 2022		4.435	4.435
**D	EPSILON SGR - EPSILON MULTIASET VALORE GLOBALE MAGGIO 2022		5.613	5.613
**D	EPSILON SGR - EPSILON MULTIASET VALORE GLOBALE MARZO 2022		3.124	3.124
**D	EPSILON SGR-EPSILON MULTIASET VALORE GLOBALE SETTEMBRE 2021		7.022	7.022
**D	EPSILON SGR - EPSILON QRETURN		9.595	9.595
**D	EURIZON CAPITAL SGR - MULTIASET STRATEGIA FLESSIBILE 06/23		13.343	13.343
**D	EURIZON CAPITAL SGR - MULTIASET REDDITO 10/2022		43.893	43.893
**D	EURIZON CAPITAL SGR - MULTIASET REDDITO 12/2022		15.540	15.540
**D	EURIZON CAPITAL SGR - EURIZON CEDOLA ATTIVA TOP LUGLIO 2021		8.368	8.368
**D	EURIZON CAPITAL SGR - EURIZON CEDOLA ATTIVA TOP OTTOBRE 2021		3.627	3.627
**D	EURIZON CAPITAL SGR - MULTIASET REDDITO OTTOBRE 2019		47.638	47.638
**D	EURIZON CAPITAL SGR - CEDOLA ATTIVA TOP DICEMBRE 2021		3.921	3.921
**D	EURIZON CAPITAL SGR - MULTIASET REDDITO DICEMBRE 2019		21.406	21.406
**D	EURIZON CAPITAL SGR - EURIZON CEDOLA ATTIVA TOP MAGGIO 2021		7.535	7.535
**D	EURIZON CAPITAL SGR - EURIZON MULTIASET REDDITO APRILE 2021		12.036	12.036
**D	EURIZON CAPITAL SGR - GLOBAL MULTIASET SELECTION 09/22		20.400	20.400
**D	EURIZON CAPITAL SGR - EURIZON CEDOLA ATTIVA TOP APRILE 2022		11.170	11.170
**D	EURIZON CAPITAL SGR - EURIZON AZIONI AREA EURO		8.755	8.755
**D	EURIZON CAPITAL SGR - MULTIASET REDDITO NOVEMBRE 2020		21.715	21.715
**D	EURIZON CAPITAL SGR - EURIZON CEDOLA ATTIVA TOP MAGGIO 2020		3.776	3.776
**D	EURIZON CAPITAL SGR - CEDOLA ATTIVA TOP NOVEMBRE 2022		15.567	15.567
**D	EURIZON CAPITAL SGR - EURIZON MULTIASET REDDITO LUGLIO 2022		37.592	37.592
**D	EURIZON CAPITAL SGR - EURIZON PROGETTO ITALIA 70		150.344	150.344
**D	EURIZON CAPITAL SGR - EURIZON TOP SELECTION DICEMBRE 2022		161.369	161.369
**D	EURIZON CAPITAL SGR - EURIZON CEDOLA ATTIVA TOP OTTOBRE 2020		4.561	4.561
**D	EURIZON CAPITAL SGR - EURIZON TOP SELECTION GENNAIO 2023		25.329	25.329
**D	EURIZON CAPITAL SGR - EURIZON CEDOLA ATTIVA TOP GIUGNO 2020		2.629	2.629
**D	EURIZON CAPITAL SGR - EURIZON CEDOLA ATTIVA TOP LUGLIO 2020		1.701	1.701
**D	EURIZON CAPITAL SGR - EURIZON MULTIASET REDDITO MARZO 2023		21.402	21.402
**D	EURIZON CAPITAL SGR - EURIZON CEDOLA ATTIVA TOP APRILE 2021		5.915	5.915
**D	EURIZON CAPITAL SGR - CEDOLA ATTIVA TOP DICEMBRE 2020		3.251	3.251
**D	EURIZON CAPITAL SGR - EURIZON MULTIASET REDDITO MARZO 2022		19.295	19.295
**D	EURIZON CAPITAL SGR - EURIZON CEDOLA ATTIVA TOP APRILE 2023		9.080	9.080
**D	EURIZON CAPITAL SGR - EURIZON MULTIASET REDDITO APRILE 2020		32.964	32.964
**D	EURIZON CAPITAL SGR - EURIZON MULTIASET REDDITO MAGGIO 2021		6.644	6.644
**D	EURIZON CAPITAL SGR - EURIZON CEDOLA ATTIVA TOP MAGGIO 2023		9.788	9.788
**D	EURIZON CAPITAL SGR - MULTIASET STRATEGIA FLESSIBILE 05/23		15.628	15.628

Assemblea Ordinaria del 20 aprile 2018



LISTA ESITO DELLE VOTAZIONE
Oggetto: Relazione Remunerazione

FAVOREVOLI

Badge	Ragione Sociale	Proprio	Delega	Totale
**D	EURIZON CAPITAL SGR - EURIZON CEDOLA ATTIVA TOP GIUGNO 2023		29.471	29.471
**D	EURIZON CAPITAL SGR - EURIZON HIGH INCOME DICEMBRE 2021		40.617	40.617
**D	EURIZON CAPITAL SGR - DISCIPLINA ATTIVA DICEMBRE 2022		10.209	10.209
**D	EURIZON CAPITAL SGR - EURIZON AZIONI ITALIA		311.691	311.691
**D	EURIZON CAPITAL SGR - DISCIPLINA ATTIVA DICEMBRE 2021		12.709	12.709
**D	EURIZON CAPITAL SGR - EURIZON MULTIASET REDDITO MAGGIO 2020		34.870	34.870
**D	EURIZON CAPITAL SGR - EURIZON CEDOLA ATTIVA TOP OTTOBRE 2023		49.993	49.993
**D	EURIZON CAPITAL SGR - MULTIASET REDDITO OTTOBRE 2021		22.697	22.697
**D	EURIZON CAPITAL SGR - EURIZON CEDOLA ATTIVA TOP MAGGIO 2022		13.136	13.136
**D	EURIZON CAPITAL SGR - EURIZON MULTIASET REDDITO GIUGNO 2020		23.030	23.030
**D	EURIZON CAPITAL SGR - EURIZON MULTIASET REDDITO GIUGNO 2021		22.961	22.961
**D	EURIZON CAPITAL SGR - EURIZON CEDOLA ATTIVA TOP GIUGNO 2022		6.881	6.881
**D	EURIZON CAPITAL SGR - EURIZON DISCIPLINA ATTIVA OTTOBRE 2021		27.120	27.120
**D	EURIZON CAPITAL SGR - EURIZON DISCIPLINA ATTIVA OTTOBRE 2021		11.708	11.708
**D	EURIZON CAPITAL SGR -MULTIASET STRATEGIA FLESSIBILE 10/2023		71.604	71.604
**D	EURIZON CAPITAL SGR - EURIZON TOP SELECTION MARZO 2023		19.667	19.667
**D	EURIZON CAPITAL SGR - MULTIASET REDDITO DICEMBRE 2021		8.554	8.554
**D	EURIZON CAPITAL SGR - INCOME MULTISTRATEGY MARZO 2022		19.851	19.851
**D	EURIZON CAPITAL SGR - EURIZON TRAGUARDO 40 FEBBRAIO 2022		25.558	25.558
**D	EURIZON CAPITAL SGR - EURIZON DISCIPLINA ATTIVA MAGGIO 2022		7.321	7.321
**D	EURIZON CAPITAL SGR - EURIZON CEDOLA ATTIVA TOP OTTOBRE 2022		15.362	15.362
**D	EURIZON CAPITAL SGR - MULTIASET REDDITO OTTOBRE 2020		23.005	23.005
**D	EURIZON CAPITAL SGR - EURIZON MULTIASET REDDITO MAGGIO 2022		12.662	12.662
**D	EURIZON CAPITAL SGR - EURIZON DISCIPLINA ATTIVA MARZO 2022		15.625	15.625
**D	EURIZON CAPITAL SGR - EURIZON PIR ITALIA AZIONI		20.992	20.992
**D	EURIZON CAPITAL SGR - EURIZON DISCIPLINA ATTIVA LUGLIO 2022		26.258	26.258
**D	EURIZON CAPITAL SGR - DISCIPLINA ATTIVA SETTEMBRE 2022		168.228	168.228
**D	EURIZON CAPITAL SGR - EURIZON PROGETTO ITALIA 40		6.012	6.012
**D	EURIZON CAPITAL SGR - EURIZON RENDITA		503.008	503.008
**D	COVEA ACTIONS RENDEMENT		55.000	55.000
**D	ING RENDEMENT EUROPE		62.895	62.895
**D	INDOSUEZ EUROPE RENDEMENT		17.212	17.212
**D	CDC AD-EUROPE		38.289	38.289
**D	IXIS EURO ACTIONS		46.290	46.290
**D	NATIXIS ACTIONS EUROPE SECTEURS		39.248	39.248
**D	FCP NATIXIS ACTIONS EUROPEENNES		2.397	2.397
**D	OPICOMBEYOND EQUITY FACTOR INVESTING EURO		57.711	57.711
**D	MASSARDIX		791	791
**D	EUROPE SMART BETA		3.610	3.610
**D	EUROPE HAUT RENDEMENT		40.893	40.893
**D	ITALIA PIR UCITS ETF DR		302.463	302.463
**D	AMUNDI INDEXTOLUTIONS		10.680	10.680
**D	SAUVERGARDE		729.845	729.845

Pagina 39

Azionisti: 1.074 Teste: 26
 Azionisti in proprio: 17 Azionisti in delega: 1.057



Assemblea Ordinaria del 20 aprile 2018

LISTA VISTI DELLE VOTAZIONE
Oggetto: Relazione Remunerazione

FAVOREVOLI

Badge	Ragione Sociale	Proprio	Delega	Totale
**D	GMF ASSURANCES		201.268	201.268
**D	MMA IARD S.A.		262.777	262.777
**D	FIDELIA ASSISTANCE		3.518	3.518
**D	ASSISTANCE PROTECTION JURIDIQUE		17.789	17.789
**D	MAAF VIE		280.934	280.934
**D	ASSURANCES BANQUE POPULAIRE IARD		12.596	12.596
**D	MAAF SANTE		10.115	10.115
**D	ACTIF CANTON CREDIT AGRICOLE		974.000	974.000
**D	ACTIF CANTON LCL		457.000	457.000
**D	SAINT HUBERT		30.943	30.943
**D	AB CFAO		3.010	3.010
**D	FCP BOURBON 4		12.624	12.624
**D	FC CARPIMKO		26.651	26.651
**D	CONCORDE 96		13.003	13.003
**D	OACET		15.310	15.310
**D	FCPE HUTCHINSON ACTIONS		5.136	5.136
**D	FCPE NATIXIS ES ACTIONS EURO		1	1
**D	FCP RSI EURO P		85.269	85.269
**D	FCP ICARE		6.636	6.636
**D	AGIRA RETRAITE DIVERSIFIE		5.505	5.505
**D	FCP AMUNDI HORIZON		27.766	27.766
**D	FCP PORTFOLIO LCR ACTIONS		6.582	6.582
**D	AMUNDI FUNDS SICAV		56.809	56.809
**D	STG PFDS CORP EXPRESS MANDAAT ALLIANCE CAPITA		2.747	2.747
**D	ST. SPOORWEGPFDS MANDAAT BLACKROCK		7.282	7.282
**D	STICHTING PENSIOENFONDS OPENBAAR VERVOER		2.799	2.799
**D	STICHTING J.E. ASR ES G INDEXPLUS INST. FONDSSEN INZAKE EUROPA		21.250	21.250
**D	THE CANADA LIFE ASSURANCE COMPANY		79.693	79.693
**D	BNY MELLON EMPLOYEE BENEFIT COLLECTIVE INVESTMENT FUND PLAN		368.448	368.448
**D	BMO GLOBAL INFRASTRUCTURE FUND		43.533	43.533
**D	MACQUARIE GLOBAL INFRASTRUCTUREINCOME FUND		16.592	16.592
**D	THE GREAT-WEST LIFE ASSURANCE COMPANY		63.919	63.919
**D	COUNSEL DEFENSIVE GLOBAL EQUITY		803	803
**D	LONDON LIFE INSURANCE COMPANY		798.228	798.228
**D	GLOBAL INFRASTRUCTURE EQUITY FUND LONDON CAPITAL		53.243	53.243
**D	U.S. AND INTERNATIONAL SPECIALTY CLASS		5.939	5.939
**D	CF NCML GLOBAL EQUITY INCOME FUND		18.664	18.664
**D	THE GLENORE CANADIAN PENSION FUNDS TRUST-FOREIGN EQUITY FUND		96.486	96.486
**D	THE GLENORE CANADIAN PENSION FUNDS TRUST-FOREIGN EQUITY FUND		65.694	65.694
**D	RENAISSANCE GLOBAL INFRASTRUCTURE FUND		1.758.990	1.758.990
**D	RENAISSANCE REAL ASSETS PRIVATEPOOL		83.600	83.600
**D	TD EMERALD INTERNATIONAL EQUITYINDEX FUND		101.917	101.917
**D	TD INTERNATIONAL INDEX FUND		16.423	16.423

Assemblea Ordinaria del 20 aprile 2018

LISTA ESITO DELLE VOTAZIONE
Oggetto: Relazione Remunerazione

FAVOREVOLI

Badge	Ragione Sociale	Proprio	Delega	Totale
**D	TD EUROPEAN INDEX FUND .		3.522	3.522
**D	TD INTERNATIONAL EQUITY INDEX ETF		561	561
**D	IMPERIAL INTERNATIONAL EQUITY POOL		18.397	18.397
**D	WOODBRIDGE INVESTMENTS CORPORATION		15.300	15.300
**D	WINDWISE MSCI EAFE INDEX NON-LENDING, FUND FOR EXEMPT ORG.		21.388	21.388
**D	STEWARDSHIP FOUNDATION		278	278
**D	WBW TRUST NUMBER ONE		333	333
**D	CIBC INTERNATIONAL INDEX FUND		7.060	7.060
**D	CIBC EUROPEAN INDEX FUND		3.241	3.241
**D	CIBC POOLED INTERNATIONAL EQUITY INDEX FUND		1.543	1.543
**D	DEBORAH LOEB BRICE		461	461
**D	ALAMOSA LLC .		733	733
**D	CF INTERNATIONAL STOCK INDEX FUND ONE		26.114	26.114
**D	DT INTERNATIONAL STOCK INDEX FUND ONE		32.187	32.187
**D	ALLAN G. LOZIER .		15.202	15.202
**D	CERVURITE INTERNATIONAL LLC .		27.055	27.055
**D	MARANIC II LLC .		645	645
**D	FLORIDA, LLC - APERIO		8.045	8.045
**D	1975 IRREVOCABLE TRUST OF CD WEYERHAUSER		641	641
**D	1973 IRREVOCABLE TRUST OF CD WEYERHAUSER		212	212
6163	FIorentini GIANLUCA	11		11
6333	GIORDANA ROBERTO		2.283.500	2.283.500
DE*	FONDAZIONE CASSA DI RISPARMIO DI CUNEO	12		12
6514	REALE DAVIDE GIORGIO	2		2
6533	LOIZZI GERMANA	172		172
6576	UCCELLINI MARIA	466		466
6604	RICCI ANDREA	985		985
6662	TONDINI REMO	1		1
6676	FORTE MARCO			
6678	ROMANELLI SILVIA		249.833.818	249.833.818
DE*	SINTONIA S.P.A.	1		1
6717	CHIGNOLI GIORGIO	7		7
6799	BOVE KATRIN	5		5
6823	VITANGELI GIORGIO	1		1
6872	CARADONNA GIANFRANCO MARIA	1		1
6884	BOINA DEMETRIO			
6907	COMPUTESHARE SPA IN QUALITA DI RAPPR. DESIGNATO EX ART. 135 UNDECIES IN PERSONA DI ENRICO MONICELLI		400	
DE*	ROMANO GIANFRANCO	5		
6928	RODINO WALTER			
6938	FEDINI LUCIANO			
RL*	SIGMA SERVIZI AMBIENTALI E BONIFICHE SRL	105		
6942	FRATTINI GIANNI	170		



Azionisti: 1.074 Teste: 26
 Azionisti in proprio: 17 Azionisti in delega: 1.057

Assemblea Ordinaria del 20 aprile 2018

LISTA ESITO DELLE VOTAZIONE
 Oggetto: Relazione Remunerazione

FAVOREVOLI

Badge	Ragione Sociale	Proprio	Delega	Totale
6989	SCAMPOLI GRAZIANA			
DE*	INARCASSA - CASSA NAZIONALE DI PREVIDENZA ED ASSISTENZA PER		2.013.720	2.013.720
7072	VENEZIA ANNA PAOLA			
DE*	FONDAZIONE CASSA DI RISPARMIO DI TORINO		41.372.172	41.372.172
7115	ROSSI AGOSTINO			
DE*	ROSSI PAOLO		1.500	1.500
7220	NOTARFONZO ARNALDO	100		100
7524	PASSALI GIOVANNI			
DE*	REDA GABRIELLA		1	1
7564	AMBRUZZI DANIELA	616		616
Totale voti	510.257.472			
Percentuale votanti %	80,645357			
Percentuale Capitale %	61,790671			



Assemblea Ordinaria del 20 aprile 2018

ESITO VOTAZIONE

Oggetto : **Aggiornamento Piano di Incentivazione**

Hanno partecipato alla votazione:

-n° 1.655 azionisti,
portatori di n° 632.717.326 azioni ordinarie, tutte ammesse al voto,
pari al 76,620198% del capitale sociale.

Hanno votato:

		% su Azioni Ordinarie
Favorevoli	434.809.232	68,720930
Contrari	191.361.080	30,244324
SubTotale	<u>626.170.312</u>	98,965255
Astenuti	2.237.449	0,353625
Non Votanti	4.309.565	0,681120
SubTotale	<u>6.547.014</u>	1,034745
Totale	<u>632.717.326</u>	100,000000

Ai sensi dell'art. 135-undecies del TUF **non sono computate** ai fini del calcolo della maggioranza e del capitale richiesto per l'approvazione della delibera numero 0 azioni pari al **0,000000%** delle azioni rappresentate in aula.





Assemblea Ordinaria del 20 aprile 2018

LISTA ESITO DELLE VOTAZIONE
Oggetto: Aggiornamento Piano di Incentivazione

CONTRARI

Badge	Ragione Sociale	Proprio	Delega	Totale
6029	AGOSTINI ANTONIO		23.585	23.585
**D	ARK LIFE ASSURANCE COMPANY LIMITED		1.083	1.083
**D	JPMORGAN FUNDS (IRELAND) ICAV		360.755	360.755
**D	BLACKROCK INDEX SELECTION FUND		60.180	60.180
**D	FIDANTE PARTNERS LIQUID STRATEGIES		400.000	400.000
**D	ARCA FONDI SGR - FONDO ARCA AZIONI ITALIA		1.197.837	1.197.837
**D	AVIVA INVESTORS AVIVA INVESTORS LUXEMBOURG		935.624	935.624
**D	JPMORGAN INVESTMENT FUNDS		124.543	124.543
**D	FRANKLIN TEMPLETON INVESTMENT FUNDS		366	366
**D	T. ROWE PRICE FUNDS SICAV		13.249	13.249
**D	JPMORGAN FUNDS		50	50
**D	DEXIA PENSION FUND (DEXIA ASSET MANAGEME		18.387	18.387
**D	HELABA INVEST KAPITALANLAGEGESELLSCHAFT MBH		25.400	25.400
**D	NMM5 WIEQ BRF ACCOUNT		867.849	867.849
**D	WIF LAZ GBL PFD LIS INFRA		16.737	16.737
**D	NMM5-WIEQ-CNS ACCOUNT		97.040	97.040
**D	ALLIANZ GLR EM AGI EUR HIGH DIVIDEND		80.390	80.390
**D	ALLIANZ FAD EUROPE HIGH DIVIDEND		38.490	38.490
**D	ALLIANZ GLR EQ EU RCM BEST STYLES		1.176.686	1.176.686
**D	THE MASTER TRUST BANK OF JAPAN LTD		4.473	4.473
**D	JAPAN TRUSTEE SERVICES BANK LTD		3.400.027	3.400.027
**D	FIDELITY FUNDS SICAV		518	518
**D	FIDELITY POC FIRST GLOBAL KOK PILOT		7.986	7.986
**D	GIM SPECIALIST INVESTMENT FUNDS		185.753	185.753
**D	PIONEER FLEXIBLE OPPORTUNITIES FUND		93.608	93.608
**D	FIDELITY SAL ST FIDELITY GLOBAL EX US IN		72.377	72.377
**D	MACQUARIE GLOBAL LISTED INFRASTRUCTURE C		17.921	17.921
**D	FIDELITY SALEM STREET TRUST: SPARTAN TOTAL INTERNATIONAL INDEX FUND		8.719	8.719
**D	FIDELITY UCITS ICAV		165	165
**D	DEVELOPED INTERNATION EQUITY SELECT ETF		346	346
**D	FIDELITY UCITS II ICAV		60.603	60.603
**D	COHEN & STEERS GLOBAL LIST. INFR.FD		879.856	879.856
**D	NUVEN GLOBAL INFRASTRUCTURE FUND		10.324	10.324
**D	CORNERSTONE ADVISORS GLOBAL PUBLIC EQUITY FUND		952	952
**D	PANAGORA RISK PARITY M.A.C.FD		394.996	394.996
**D	BEST INVESTMENT CORPORATION		2.927	2.927
**D	HSBC GROUP HONG KONG LOCAL STAFF RETIREMENT BENEFIT SCHEME		243	243
**D	HSBC MANAGED STABLE GROWTH FUND		165	165
**D	HSBC MANAGED STABLE FUND		2.779	2.779
**D	HSBC MANAGED GROWTH FUND		1.541	1.541
**D	HSBC MANAGED BALANCED FUND		52.990	52.990
**D	JPMORGAN MULTI INCOME FUND		18.890	18.890
**D	HELABA INVEST KAPITALANLAGEGESELLSCHAFT MBH			
**D	ARCA FONDI SGR - FONDO ARCA AZIONI ITALIA			
**D	AVIVA INVESTORS AVIVA INVESTORS LUXEMBOURG			
**D	JPMORGAN INVESTMENT FUNDS			
**D	FRANKLIN TEMPLETON INVESTMENT FUNDS			
**D	T. ROWE PRICE FUNDS SICAV			
**D	JPMORGAN FUNDS			
**D	DEXIA PENSION FUND (DEXIA ASSET MANAGEME			
**D	HELABA INVEST KAPITALANLAGEGESELLSCHAFT MBH			
**D	NMM5 WIEQ BRF ACCOUNT			
**D	WIF LAZ GBL PFD LIS INFRA			
**D	NMM5-WIEQ-CNS ACCOUNT			
**D	ALLIANZ GLR EM AGI EUR HIGH DIVIDEND			
**D	ALLIANZ FAD EUROPE HIGH DIVIDEND			
**D	ALLIANZ GLR EQ EU RCM BEST STYLES			
**D	THE MASTER TRUST BANK OF JAPAN LTD			
**D	JAPAN TRUSTEE SERVICES BANK LTD			
**D	FIDELITY FUNDS SICAV			
**D	FIDELITY POC FIRST GLOBAL KOK PILOT			
**D	GIM SPECIALIST INVESTMENT FUNDS			
**D	PIONEER FLEXIBLE OPPORTUNITIES FUND			
**D	FIDELITY SAL ST FIDELITY GLOBAL EX US IN			
**D	MACQUARIE GLOBAL LISTED INFRASTRUCTURE C			
**D	FIDELITY SALEM STREET TRUST: SPARTAN TOTAL INTERNATIONAL INDEX FUND			
**D	FIDELITY UCITS ICAV			
**D	DEVELOPED INTERNATION EQUITY SELECT ETF			
**D	FIDELITY UCITS II ICAV			
**D	COHEN & STEERS GLOBAL LIST. INFR.FD			
**D	NUVEN GLOBAL INFRASTRUCTURE FUND			
**D	CORNERSTONE ADVISORS GLOBAL PUBLIC EQUITY FUND			
**D	PANAGORA RISK PARITY M.A.C.FD			
**D	BEST INVESTMENT CORPORATION			
**D	HSBC GROUP HONG KONG LOCAL STAFF RETIREMENT BENEFIT SCHEME			
**D	HSBC MANAGED STABLE GROWTH FUND			
**D	HSBC MANAGED STABLE FUND			
**D	HSBC MANAGED GROWTH FUND			
**D	HSBC MANAGED BALANCED FUND			
**D	JPMORGAN MULTI INCOME FUND			
**D	HELABA INVEST KAPITALANLAGEGESELLSCHAFT MBH			
**D	ARCA FONDI SGR - FONDO ARCA AZIONI ITALIA			
**D	AVIVA INVESTORS AVIVA INVESTORS LUXEMBOURG			
**D	JPMORGAN INVESTMENT FUNDS			
**D	FRANKLIN TEMPLETON INVESTMENT FUNDS			
**D	T. ROWE PRICE FUNDS SICAV			
**D	JPMORGAN FUNDS			
**D	DEXIA PENSION FUND (DEXIA ASSET MANAGEME			
**D	HELABA INVEST KAPITALANLAGEGESELLSCHAFT MBH			
**D	NMM5 WIEQ BRF ACCOUNT			
**D	WIF LAZ GBL PFD LIS INFRA			
**D	NMM5-WIEQ-CNS ACCOUNT			
**D	ALLIANZ GLR EM AGI EUR HIGH DIVIDEND			
**D	ALLIANZ FAD EUROPE HIGH DIVIDEND			
**D	ALLIANZ GLR EQ EU RCM BEST STYLES			
**D	THE MASTER TRUST BANK OF JAPAN LTD			
**D	JAPAN TRUSTEE SERVICES BANK LTD			
**D	FIDELITY FUNDS SICAV			
**D	FIDELITY POC FIRST GLOBAL KOK PILOT			
**D	GIM SPECIALIST INVESTMENT FUNDS			
**D	PIONEER FLEXIBLE OPPORTUNITIES FUND			
**D	FIDELITY SAL ST FIDELITY GLOBAL EX US IN			
**D	MACQUARIE GLOBAL LISTED INFRASTRUCTURE C			
**D	FIDELITY SALEM STREET TRUST: SPARTAN TOTAL INTERNATIONAL INDEX FUND			
**D	FIDELITY UCITS ICAV			
**D	DEVELOPED INTERNATION EQUITY SELECT ETF			
**D	FIDELITY UCITS II ICAV			
**D	COHEN & STEERS GLOBAL LIST. INFR.FD			
**D	NUVEN GLOBAL INFRASTRUCTURE FUND			
**D	CORNERSTONE ADVISORS GLOBAL PUBLIC EQUITY FUND			
**D	PANAGORA RISK PARITY M.A.C.FD			
**D	BEST INVESTMENT CORPORATION			
**D	HSBC GROUP HONG KONG LOCAL STAFF RETIREMENT BENEFIT SCHEME			
**D	HSBC MANAGED STABLE GROWTH FUND			
**D	HSBC MANAGED STABLE FUND			
**D	HSBC MANAGED GROWTH FUND			
**D	HSBC MANAGED BALANCED FUND			
**D	JPMORGAN MULTI INCOME FUND			
**D	HELABA INVEST KAPITALANLAGEGESELLSCHAFT MBH			
**D	ARCA FONDI SGR - FONDO ARCA AZIONI ITALIA			
**D	AVIVA INVESTORS AVIVA INVESTORS LUXEMBOURG			
**D	JPMORGAN INVESTMENT FUNDS			
**D	FRANKLIN TEMPLETON INVESTMENT FUNDS			
**D	T. ROWE PRICE FUNDS SICAV			
**D	JPMORGAN FUNDS			
**D	DEXIA PENSION FUND (DEXIA ASSET MANAGEME			
**D	HELABA INVEST KAPITALANLAGEGESELLSCHAFT MBH			
**D	NMM5 WIEQ BRF ACCOUNT			
**D	WIF LAZ GBL PFD LIS INFRA			
**D	NMM5-WIEQ-CNS ACCOUNT			
**D	ALLIANZ GLR EM AGI EUR HIGH DIVIDEND			
**D	ALLIANZ FAD EUROPE HIGH DIVIDEND			
**D	ALLIANZ GLR EQ EU RCM BEST STYLES			
**D	THE MASTER TRUST BANK OF JAPAN LTD			
**D	JAPAN TRUSTEE SERVICES BANK LTD			
**D	FIDELITY FUNDS SICAV			
**D	FIDELITY POC FIRST GLOBAL KOK PILOT			
**D	GIM SPECIALIST INVESTMENT FUNDS			
**D	PIONEER FLEXIBLE OPPORTUNITIES FUND			
**D	FIDELITY SAL ST FIDELITY GLOBAL EX US IN			
**D	MACQUARIE GLOBAL LISTED INFRASTRUCTURE C			
**D	FIDELITY SALEM STREET TRUST: SPARTAN TOTAL INTERNATIONAL INDEX FUND			
**D	FIDELITY UCITS ICAV			
**D	DEVELOPED INTERNATION EQUITY SELECT ETF			
**D	FIDELITY UCITS II ICAV			
**D	COHEN & STEERS GLOBAL LIST. INFR.FD			
**D	NUVEN GLOBAL INFRASTRUCTURE FUND			
**D	CORNERSTONE ADVISORS GLOBAL PUBLIC EQUITY FUND			
**D	PANAGORA RISK PARITY M.A.C.FD			
**D	BEST INVESTMENT CORPORATION			
**D	HSBC GROUP HONG KONG LOCAL STAFF RETIREMENT BENEFIT SCHEME			
**D	HSBC MANAGED STABLE GROWTH FUND			
**D	HSBC MANAGED STABLE FUND			
**D	HSBC MANAGED GROWTH FUND			
**D	HSBC MANAGED BALANCED FUND			
**D	JPMORGAN MULTI INCOME FUND			
**D	HELABA INVEST KAPITALANLAGEGESELLSCHAFT MBH			
**D	ARCA FONDI SGR - FONDO ARCA AZIONI ITALIA			
**D	AVIVA INVESTORS AVIVA INVESTORS LUXEMBOURG			
**D	JPMORGAN INVESTMENT FUNDS			
**D	FRANKLIN TEMPLETON INVESTMENT FUNDS			
**D	T. ROWE PRICE FUNDS SICAV			
**D	JPMORGAN FUNDS			
**D	DEXIA PENSION FUND (DEXIA ASSET MANAGEME			
**D	HELABA INVEST KAPITALANLAGEGESELLSCHAFT MBH			
**D	NMM5 WIEQ BRF ACCOUNT			
**D	WIF LAZ GBL PFD LIS INFRA			
**D	NMM5-WIEQ-CNS ACCOUNT			
**D	ALLIANZ GLR EM AGI EUR HIGH DIVIDEND			
**D	ALLIANZ FAD EUROPE HIGH DIVIDEND			
**D	ALLIANZ GLR EQ EU RCM BEST STYLES			
**D	THE MASTER TRUST BANK OF JAPAN LTD			
**D	JAPAN TRUSTEE SERVICES BANK LTD			
**D	FIDELITY FUNDS SICAV			
**D	FIDELITY POC FIRST GLOBAL KOK PILOT			
**D	GIM SPECIALIST INVESTMENT FUNDS			
**D	PIONEER FLEXIBLE OPPORTUNITIES FUND			
**D	FIDELITY SAL ST FIDELITY GLOBAL EX US IN			
**D	MACQUARIE GLOBAL LISTED INFRASTRUCTURE C			
**D	FIDELITY SALEM STREET TRUST: SPARTAN TOTAL INTERNATIONAL INDEX FUND			
**D	FIDELITY UCITS ICAV			
**D	DEVELOPED INTERNATION EQUITY SELECT ETF			
**D	FIDELITY UCITS II ICAV			
**D	COHEN & STEERS GLOBAL LIST. INFR.FD			
**D	NUVEN GLOBAL INFRASTRUCTURE FUND			
**D	CORNERSTONE ADVISORS GLOBAL PUBLIC EQUITY FUND			
**D	PANAGORA RISK PARITY M.A.C.FD			
**D	BEST INVESTMENT CORPORATION			
**D	HSBC GROUP HONG KONG LOCAL STAFF RETIREMENT BENEFIT SCHEME			
**D	HSBC MANAGED STABLE GROWTH FUND			
**D	HSBC MANAGED STABLE FUND			
**D	HSBC MANAGED GROWTH FUND			
**D	HSBC MANAGED BALANCED FUND			
**D	JPMORGAN MULTI INCOME FUND			
**D	HELABA INVEST KAPITALANLAGEGESELLSCHAFT MBH			
**D	ARCA FONDI SGR - FONDO ARCA AZIONI ITALIA			
**D	AVIVA INVESTORS AVIVA INVESTORS LUXEMBOURG			
**D	JPMORGAN INVESTMENT FUNDS			
**D	FRANKLIN TEMPLETON INVESTMENT FUNDS			
**D	T. ROWE PRICE FUNDS SICAV			
**D	JPMORGAN FUNDS			
**D	DEXIA PENSION FUND (DEXIA ASSET MANAGEME			
**D	HELABA INVEST KAPITALANLAGEGESELLSCHAFT MBH			
**D	NMM5 WIEQ BRF ACCOUNT			
**D	WIF LAZ GBL PFD LIS INFRA			
**D	NMM5-WIEQ-CNS ACCOUNT			
**D	ALLIANZ GLR EM AGI EUR HIGH DIVIDEND			
**D	ALLIANZ FAD EUROPE HIGH DIVIDEND			
**D	ALLIANZ GLR EQ EU RCM BEST STYLES			
**D	THE MASTER TRUST BANK OF JAPAN LTD			
**D	JAPAN TRUSTEE SERVICES BANK LTD			
**D	FIDELITY FUNDS SICAV			
**D	FIDELITY POC FIRST GLOBAL KOK PILOT			
**D	GIM SPECIALIST INVESTMENT FUNDS			
**D	PIONEER FLEXIBLE OPPORTUNITIES FUND			
**D	FIDELITY SAL ST FIDELITY GLOBAL EX US IN			
**D	MACQUARIE GLOBAL LISTED INFRASTRUCTURE C			
**D	FIDELITY SALEM STREET TRUST: SPARTAN TOTAL INTERNATIONAL INDEX FUND			
**D	FIDELITY UCITS ICAV			
**D	DEVELOPED INTERNATION EQUITY SELECT ETF			
**D	FIDELITY UCITS II ICAV			
**D	COHEN & STEERS GLOBAL LIST. INFR.FD			
**D	NUVEN GLOBAL INFRASTRUCTURE FUND			
**D	CORNERSTONE ADVISORS GLOBAL PUBLIC EQUITY FUND			
**D	PANAGORA RISK PARITY M.A.C.FD			
**D	BEST INVESTMENT CORPORATION			
**D	HSBC GROUP HONG KONG LOCAL STAFF RETIREMENT BENEFIT SCHEME			
**D	HSBC MANAGED STABLE GROWTH FUND			
**D	HSBC MANAGED STABLE FUND			
**D	HSBC MANAGED GROWTH FUND			
**D	HSBC MANAGED BALANCED FUND			
**D	JPMORGAN MULTI INCOME FUND			
**D	HELABA INVEST KAPITALANLAGEGESELLSCHAFT MBH			
**D	ARCA FONDI SGR - FONDO ARCA AZIONI ITALIA			
**D	AVIVA INVESTORS AVIVA INVESTORS LUXEMBOURG			
**D	JPMORGAN INVESTMENT FUNDS			
**D	FRANKLIN TEMPLETON INVESTMENT FUNDS			
**D	T. ROWE PRICE FUNDS SICAV			
**D	JPMORGAN FUNDS			
**D	DEXIA PENSION FUND (DEXIA ASSET MANAGEME			
**D	HELABA INVEST KAPITALANLAGEGESELLSCHAFT MBH			
**D	NMM5 WIEQ BRF ACCOUNT			
**D	WIF LAZ GBL PFD LIS INFRA			
**D	NMM5-WIEQ-CNS ACCOUNT			
**D	ALLIANZ GLR EM AGI EUR HIGH DIVIDEND			
**D	ALLIANZ FAD EUROPE HIGH DIVIDEND			
**D	ALLIANZ GLR EQ EU RCM BEST STYLES			
**D	THE MASTER TRUST BANK OF JAPAN LTD			
**D	JAPAN TRUSTEE SERVICES BANK LTD			
**D	FIDELITY FUNDS SICAV			
**D	FIDELITY POC FIRST GLOBAL KOK PILOT			
**D	GIM SPECIALIST INVESTMENT FUNDS			
**D	PIONEER FLEXIBLE OPPORTUNITIES FUND			
**D	FIDELITY SAL ST FIDELITY GLOBAL EX US IN</			

Assemblea Ordinaria del 20 aprile 2018

LISTA ESITO DELLE VOTAZIONE

Oggetto: Aggiornamento Piano di Incentivazione

CONTRARI

Badge	Ragione Sociale	Proprio	Delega	Totale
**D	JPMORGAN EUROPE STRATEGIC DIVIDEND FUND		15.052	15.052
**D	CARDIF VITA COMPAGNIA ASSIC E RIASS SPA		750.000	750.000
**D	DEKA MASTER HAEK I		43.929	43.929
**D	AXA EURO DIVIDEND K		19.600	19.600
**D	ALLIANZ RFG FONDS		80.370	80.370
**D	AXA EURO DIVIDEND S		12.800	12.800
**D	UNIVERSAL-CAV		22.557	22.557
**D	BAYVK A4 FONDS		17.956	17.956
**D	ALLIANZGI FONDS ALLRA		2.610	2.610
**D	ALLIANZGI FONDS SCHLUCCO		6.000	6.000
**D	DILL COFONDS		3.500	3.500
**D	AGI FONDS LIPCO III		1.500	1.500
**D	ALLIANZGI FONDS MAF4		5.480	5.480
**D	ALLIANZGI FONDS KDCCO		10.000	10.000
**D	ALLIANZGI FONDS COEN2		10.000	10.000
**D	ALLIANZGI FONDS RBB		2.391	2.391
**D	ALLIANZGI FONDS SIV		3.000	3.000
**D	ALLIANZGI FONDS AFE		26.682	26.682
**D	ALLIANZGI FONDS PTV2		21.978	21.978
**D	ALLIANZGI FONDS PF1		6.625	6.625
**D	HFZH COFONDS		5.000	5.000
**D	ALLIANZGI FONDS PF2		21.134	21.134
**D	ALLIANZGI SHL		3.500	3.500
**D	ALLIANZGI FONDS MAF1		6.000	6.000
**D	ALLIANZGI E		40.000	40.000
**D	ALLIANZGI FONDS PENSIONS		3.801	3.801
**D	BP2S FRANKFURT/AXA INVESTMENT MANAGERS GMBH ON BEHALF OF AXA EURO DIVIDEND DBVL		15.600	15.600
**D	AXA EURO DIVIDEND D		2.800	2.800
**D	AXA EURO DIVIDEND L		6.400	6.400
**D	ALLIANZGI FONDS NASPA PENSIONS FONDS		2.231	2.231
**D	AXA ASSICURAZIONI SPA		4.000	4.000
**D	BNP PARIBAS L1		315.833	315.833
**D	BNP PARIBAS A FUND		59.822	59.822
**D	BNP PARIBAS EASY		131.564	131.564
**D	BNP PARIBAS B PENSION GROWTH		52.607	52.607
**D	BNP PARIBAS B PENSION STABILITY		21.155	21.155
**D	METROPOLITAN RENTASTRO		93.337	93.337
**D	BNP PARIBAS B PENSION BALANCED		232.421	232.421
**D	JANUS HEND INSTIT EUROP INDEX OPP FUND		49.849	49.849
**D	BPTCJ DPF REVEH CITIBK RH FD SERV JERSEY		2.627	2.627
**D	ENHANCED INDEX INTERNATIONAL SHARE FUND		10.885	10.885
**D	BP2S SYDNEY/ENHANCED INDEX INTERNATIONAL SHARE FUND		34.439	34.439
**D	AUSTRALIAN CATHOLIC SUPERAN RETIREM FUND		4.997	4.997

Pagina 2

Azionisti: 1.115 Teste: 1
 Azionisti in proprio: 0 Azionisti in delega: 1.115

Assemblea Ordinaria del 20 aprile 2018

LISTA ESITO DELLE VOTAZIONE
 Oggetto: Aggiornamento Piano di Incentivazione

CONTRARI

Badge	Ragione Sociale	Proprio	Delega	Totale
**D	MERCER PROPERTY AND INFRASTRUCTURE		66.322	66.322
**D	AMP CAP UNHEDGED GL SHS MULTI MAN FUND		7.837	7.837
**D	AMP INT EQ IND FD HEDGED		53.543	53.543
**D	IPAC SPEC INV STR INT SHARESTRATEGY NO 1		3.640	3.640
**D	WHOLESALE GLOBAL EQUITY INDEX FUND		1.438	1.438
**D	AMP GLOBAL LISTED INFRASTR INDEX FUND HED		196.825	196.825
**D	WHOLESALE UNIT TRUST GL. INFRASTRUCTURE F		61.999	61.999
**D	WHOLESALE UNIT TRUST MSCI GLOB INDEX SHS		4.092	4.092
**D	CARDIFF ASSICURAZIONI SPA		15.000	15.000
**D	FCP BNP PARIBAS ACTIONS EUROLAND		56.032	56.032
**D	FCP BNP PARIBAS ACTIONS EUROPE		2.092	2.092
**D	AXA AA DIVERSFIE INDICIEL 1		18.082	18.082
**D	FCP ALM ACTIONS EURO		175.416	175.416
**D	FCP CNP ACTIONS EM		69.309	69.309
**D	ROSENBERG EUROBLOC		328.400	328.400
**D	SAKKARAH 7		10.372	10.372
**D	SAINT MARTIN 2		79.966	79.966
**D	STICHT BEDRIJ MEDIA PNO		59.261	59.261
**D	IPA CORPORATE ACTIONS AND INCOME		18.658	18.658
**D	STICHTING PENSIOENFONDS AHOLD		27.357	27.357
**D	CAISSE DES DEPOTS ET CONSIGNATIONS		55.514	55.514
**D	FONDS RESERVE RETRAITES		133.816	133.816
**D	FONDS DE RESERVE POUR LES RETRAITES		44.992	44.992
**D	ERAFP ACTIONS EUROS 1		1.604.451	1.604.451
**D	CPR AM		31.246	31.246
**D	SWISS LIFE LUXEMBOURG SA		27.975	27.975
**D	PI CH - EUROPEAN EX SWISS EQUITIES TRACKER EX SL		1.040	1.040
**D	BANQUE PICTET & CIE SA		8.597	8.597
**D	PI CH-WORLD EX SWISS EQUITIES TRACKER US		35.603	35.603
**D	PICTET GLOBAL SELECTION FUND		94.598	94.598
**D	PGSF GLOBAL UTILITIES EQUITIES FUND		3.168.351	3.168.351
**D	PICTET-EUROPE INDEX		165.541	165.541
**D	MEMNON FUND		1.135.541	1.135.541
**D	GLOBAL HIGH DIVIDEND EQUITY MOTHER FUND		270.000	270.000
**D	SHINKO GLOBAL EQUITY INDEX MOTHER FUND		913	913
**D	FUJI XEROX PENSION FUND		85.241	85.241
**D	GIVI GLOBAL EQUITY FUND CLT AC		6.436	6.436
**D	SMICOMARIE - GLOBAL LISTED INFR FD		42.983	42.983
**D	BROOKFIELD INVESTMENT FUNDS UCITS		173.600	173.600
**D	WATERBURY ABBOTT FUNDS PLC		273.170	273.170
**D	SINGLE SELECT PLATFORM		144.392	144.392
**D	BLACKROCK INSTITUTIONAL JERSEY FUNDS		9.513	9.513
**D	BLACKROCK INSTITUTIONAL POOLED FUND PLC		54.706	54.706

Pagina 3

Azioni
 Azionisti in proprio

1.115 Teste:
 0 Azionisti in delega:

1
 1.115



Assemblea Ordinaria del 20 aprile 2018

LISTA ESITO DELLE VOTAZIONE
 Oggetto: Aggiornamento Piano di Incentivazione

CONTRARI

Badge	Ragione Sociale	Proprio	Delega	Totale
**D	NFS LIMITED TRAFALGAR COURT		12.747	12.747
**D	SHELL TRUST (BERMUDA) LIMITED AS TRUSTEE OF THE SHELL INTERNATIONAL PENSION FUND		5.864	5.864
**D	SHELL TRUST (BERMUDA) LTD AS TRUSTEE OF THE SHELL OVERSEAS CONTRIBUTORY PENSION FUND		15.055	15.055
**D	H.E.S.T. AUSTRALIA LIMITED		17.805	17.805
**D	SAS TRUSTEE CORPORATION		565.765	565.765
**D	CITY OF PHILADELPHIA PUBLIC EMPL RET SYS		22.043	22.043
**D	NEW YORK STATE COMMON RETIREMENT FUND		93.399	93.399
**D	UBS GLOBAL ASSET MANAGEMENT LIFE LTD		258.223	258.223
**D	UBS ASSET MANAGEMENT LIFE LTD 5 BRO		3.340	3.340
**D	BRUNEI SHELL RETIREMENT BENEFIT FUND		1.353	1.353
**D	FIDELITY FIRST GLOBAL FUND		913	913
**D	JPMORGAN CHASE BANK - PE - UNITED STATES TRUSTS		459	459
**D	JPMORGAN CHASE BANK N.A.		1.343	1.343
**D	CONNECTICUT GENERAL LIFE INSURANCE COMPA		4.869	4.869
**D	THE BARCLAYS BANK UK RETIREMENT FUND		5.556	5.556
**D	BANCO CENTRAL DE TIMOR EST		31.956	31.956
**D	UBS (US) GROUP TRUST		19.687	19.687
**D	ISHARES EDGE MSCI WORLD MINIMUM VOLATILI		402	402
**D	ISHARES WHOLESALE SCREENED INT EQ IND F		3.933	3.933
**D	ADVANCE INTERNATIONAL SHARE INDEX FUND		15.868	15.868
**D	AUSCOAL SUPERANNUATION FUND		315.057	315.057
**D	BLACKROCK GLOBAL LISTED INFRASTRUCTURE F		3.248	3.248
**D	MTBJ DAIDO LIFE FOREIGN EQUITY MOTHER FD		1.971	1.971
**D	ISHARES WHOLESALE INTERN EQ INDEX FUND		28.403	28.403
**D	OPTIMIX WHOLESALE INTERNATIONAL PROPERTY SECURITIES TRUST		142.589	142.589
**D	BLACKROCK FISSION INDEXED INTL EQUITY FD		24.549	24.549
**D	ISHARES ALLCOUNTRY EQUITY INDEX FUND		1.980	1.980
**D	THE BOEING COMPANY EMPLOYEE RETIREMENT PLANS MASTER TRUST		268.994	268.994
**D	WSSP INTERNATIONAL EQUITIES TRUST		8.976	8.976
**D	BOMBARDIER TRUST U.S. MASTER TRUST		29.902	29.902
**D	JPM FUND ICVC-JPM MULTI-ASSET INCOME F.		9.171	9.171
**D	AVIVA LIFE & PENSIONS UK LIMITED		101.462	101.462
**D	UBS ASSET MANAGEMENT LIFE LTD		20.109	20.109
**D	UBS MSCI WORLD MINIMUM VOLATILITY INDEX		95.221	95.221
**D	UBS FTSE RAFI DEVELOPED 1000 INDEX FUND		8.580	8.580
**D	RETIREMENT INCOME PLAN OF SAUDI ARABIAN OIL COMPANY		1.827	1.827
**D	NVIT INTERNATIONAL INDEX FUND		60.521	60.521
**D	JNL/BROOKFIELD GLOBAL INFRASTRUCTURE FUND		1.484.700	1.484.700
**D	FLEXSHARES MORNINGSTAR DEVELOPED MARKETS		12.798	12.798
**D	EQ ADVISORS TRUST - AXA INTERNATIONAL CORE MANAGED VOLATILITY PORTFOLIO		25.818	25.818
**D	T ROWE PRICE INTERNATIONAL EQUITY INDEX		19.588	19.588
**D	JNL/MELLON CAPITAL INTNAL INDEX FUND		59.961	59.961
**D	FLEXSHARES INTERNATIONAL QUALITY DIVIDEND DEFENSIVE INDEX FUND		8.680	8.680

Pagina 4

Azionisti: 1.115 Teste: 1
 Azionisti in proprio: 0 Azionisti in delega: 1.115

Assemblea Ordinaria del 20 aprile 2018

LISTA ESITO DELLE VOTAZIONE

Oggetto: Aggiornamento Piano di Incentivazione

CONTRARI

Badge	Ragione Sociale	Proprio	Delega	Totale
**D	EQ.ADVISORS TR AXA TEMPLE GLOB EQ M VO P		5.111	5.111
**D	EQ ADVISORS TRUST-AXA GLOBAL EQ MANAGED		20.108	20.108
**D	FLEXSHARES INTERNATIONAL QUALITY DIVIDEND INDEX FUND		73.211	73.211
**D	EQ ADVISORS TRUST - ATM INTL. PORTFOLIO		32.361	32.361
**D	EQ ADVISORS TRUST-AXA INTL.MANAGED VOLAT		59.580	59.580
**D	JNL/BLACKROCK GLOBAL ALLOCATION FUND		238	238
**D	MINISTRY OF STRATEGY AND FINANCE		160.837	160.837
**D	JNL-S&P INTERNATIONAL 5 FUND		12.952	12.952
**D	FLEXSHARES STOXX GLOBAL BROAD INFRASTRUC		247.285	247.285
**D	FLEXSHARES STOXX GLOBAL ESG IMPACT INDEX		490	490
**D	GOLDMAN SACHS TRUST - GOLDMAN SACHS INTE		8.283	8.283
**D	GOLDMAN SACHS TRUST- GOLDMAN SACHS INTER		40.489	40.489
**D	THE MASTER TRUST BANK OF JAPAN, LTD AS TRUSTEE FOR MUTB400045796		593.233	593.233
**D	STICHTING SHELL PENSIOENFONDS		51.426	51.426
**D	SHELL PENSIONS TRUST LIMITED AS TRUSTEE OF SHELL CONTRIBUTORY PENSION FUND		31.404	31.404
**D	STICHTING PENSIOENFONDS MEDISCH SPECIALI		350.099	350.099
**D	THE MASTER TRUST BANK OF JAPAN, LTD. AS TRUSTEE FOR MUTB400045792		217.470	217.470
**D	ALLIANZGI-FONDS DSPT		19.586	19.586
**D	FIDELITY EUROPEAN VALUES PLC		552.952	552.952
**D	KAPITALFORENINGEN PENSAM INVEST PSI 30 EUROPÆISKE AKTIER		28.863	28.863
**D	KAPITALFORENINGEN PENSAM INVEST PSI 31 EUROPÆISKE AKTIER		29.157	29.157
**D	FIDELITY INVESTMENT FUNDS III FIDELITY DIVERSIFIED GROWTH FUND		10.090	10.090
**D	NATIONWIDE INTERNATIONAL INDEX FUND		47.467	47.467
**D	JPMORGAN EUROPEAN INVESTMENT TRUST PLC		37.524	37.524
**D	STICHTING DEPOSITARY APG DEVELOPED MARKETS EQUITY MINIMUM VOLATILITY POOL		136.352	136.352
**D	NEW MEXICO STATE INVESTMENT COUNCIL		22.013	22.013
**D	EQ ADVISORS TRUST - AXA SMARTBETA EQUITY		500	500
**D	VANTAGETRUST III MASTER COLLECTIVE INVES		24.580	24.580
**D	STICHTING PENSIOENFONDS VOOR HUISARTSEN		27.356	27.356
**D	BUREAU OF LABOR FUNDS - LABOR RETIREMENT FUND		5.091	5.091
**D	BUREAU OF LABOR FUNDS- LABOR PENSION FUND		21.606	21.606
**D	BUREAU OF LABOR FUNDS - LABOR RETIREMENT FUND		5.140	5.140
**D	BUREAU OF LABOR FUNDS - LABOR RETIREMENT FUND		566.549	566.549
**D	STATE OF WYOMING		25.544	25.544
**D	FIDELITY INVESTMENT FUNDS - FIDELITY Y GLOBAL DIVIDEND FUND		399.227	399.227
**D	FIDELITY INVESTMENT FUNDS - FIDELITY MONEYBUILDER WORLD INDEX FUND		10.800	10.800
**D	FIDELITY INSTITUTIONAL PAN EUROPEAN FUND		60.569	60.569
**D	FIDELITY INVESTMENT FUNDS - EUROPEAN FUN		1.188.198	1.188.198
**D	FIDELITY INVESTMENT FUNDS - EUROPEAN FUN		12.800	12.800
**D	FIDELITY INVESTMENT FUNDS - FIDELITY INDEX EUROPE		131.869	131.869
**D	FIDELITY INVESTMENT FUNDS - FIDELITY INDEX EUROPE		24.753	24.753
**D	STJORTUSFONDSTO ALFRED BERG EUROPE		51.134	51.134
**D	THE MASTER TRUST BANK OF JAPAN LTD		2.568	2.568

Pagina 5

Azionisti in proprio: 1.115 Teste: 1
 Azionisti in delega: 0 Azionisti in delega: 1.115



Assemblea Ordinaria del 20 aprile 2018

LISTA ESITO DELLE VOTAZIONE

Oggetto: Aggiornamento Piano di Incentivazione

CONTRARI

Badge	Ragione Sociale	Proprio	Delega	Totale
**D	AQR FUNDS - AQR EMERGING MOMENTUM		3.173	3.173
**D	AQR INTERNATIONAL MOMENTUM FUND		12.192	12.192
**D	BLACKROCK MULTI-ASSET INC.PORTF.OF BLACK		621.172	621.172
**D	BLACKROCK TACTICAL OPP FD OF BLACK FDS		25.689	25.689
**D	THE MASTER TRUST BANK OF JAPAN		31.012	31.012
**D	BLACKROCK INSTITUTIONAL TRUST COMPANY N.A. INVESTMENT FUNDS FOR EMPLOYEE BENEFIT TRUSTS		706.474	706.474
**D	IMPACT GLOBAL ALPHA TILTS NON-LENDABLE F		869	869
**D	TRUST AND CUSTODY SERVICES BANK LIMITED		34.969	34.969
**D	JPMORGAN INCOME BUILDER FUND		144.725	144.725
**D	PROSHARES DJ BROOKFIELD GLOB.INFRASTR.ET		17.040	17.040
**D	OPPENHEIMER MACQUARIE GLOBAL INFRASTRUCR		22.925	22.925
**D	OSHARES FTSE EUROPE QUALITY DIVIDEND ETF		5.617	5.617
**D	1290 FUNDS - 1290 SMARTBETA EQUITY FUND		500	500
**D	THE KATHERINE MOORE REVOCABLE TRUST		486	486
**D	KATHERINE C. MOORE CHARITABLE LEAD ANNUITY TRUST II		903	903
**D	JPMORGAN DIVERS RETURN EU EQUIT ETF		4.666	4.666
**D	FIDELITY INVESTMENTS MONEY MANAGEMENT INC		315	315
**D	MMA PRAXIS INTERNATIONAL INDEX FUND		13.863	13.863
**D	HOBART FAMILY INVESTMENTS LLC		1.982	1.982
**D	COMMINGLED PENSION TRUST FUND (INTREPID INTERNATIONAL) OF JPMORGAN CHASE BANK		102.503	102.503
**D	T ROWE PRICE INTL CORE EQUITY TRUST		513	513
**D	UNITED STATES STEEL CORPORATION REPRESEN		536	536
**D	RBC QUBE LOW VOLATILITY GLOBAL EQUITY FU		24.520	24.520
**D	SUN LIFE SENTRY INFRASTRUCTURE FUND		283.465	283.465
**D	AURION INTERNATIONAL DAILY EQUITY.FD		1.643	1.643
**D	LABORERS PENSION FUND OF WESTERN CANADA		24.800	24.800
**D	MANULIFE SOBEYS GLOBAL EQUITY FUND UT		65.100	65.100
**D	MANULIFE GLOBAL INFRASTRUCTURE FUND		128.900	128.900
**D	MANULIFE INVESTMENT EXCHANGE FUND CORP		43.100	43.100
**D	MAPLE BROWN ABBOT GLOBAL LISTED INFR FD		679.902	679.902
**D	GENUS FOSSIL FREE DIVIDEND EQUITY FUND		25.000	25.000
**D	GENUS DIVIDEND EQUITY FUND		59.700	59.700
**D	GENUS FOSSIL FREE CANGLOBE EQUITY FUND		17.900	17.900
**D	FONDS DE SOLIDARITE DES TRAV.QUEBEC FTQ		11.327	11.327
**D	BROOKFIELD GLOBAL LISTED INFRASTRUCTURE		186.300	186.300
**D	BROOKFIELD GLOBAL INFRASTRUCTURE SECURIT		123.100	123.100
**D	BOMBARDIER TRUST (CANADA) REAL RETURN AS		250.513	250.513
**D	THE BOMBARDIER TRUST (UK)		274.480	274.480
**D	SVS TPI INCOME BUILDER 1		83.935	83.935
**D	FTSE ALL WORLD INDEX FUND		32.579	32.579
**D	CENTRAL FINANCE BOARD METHODIST CHURCH		3.430	3.430
**D	FLF STRATEGIC GLOBAL EQUITY FUND		50.022	50.022
**D	REASSURE LIMITED		166.704	166.704

Pagina 6

Azionisti: 1.115 Teste: 1
 Azionisti in proprio: 0 Azionisti in delega: 1.115

Assemblea Ordinaria del 20 aprile 2018

LISTA ESITO DELLE VOTAZIONE



Oggetto: Aggiornamento Piano di Incentivazione

CONTRARI

Badge	Ragione Sociale	Proprio	Delega	Totale
**D	FLF GLOBAL EQUITY FUND		92.261	92.261
**D	FRIENDS LIFE AND PENSIONS LIMITED		73.977	73.977
**D	FRIENDS LIFE FUNDS LIMITED		82.072	82.072
**D	HSBC EUROPEAN INDEX FUND		131.537	131.537
**D	SOUTH YORKSHIRE PENSIONS AUTHORITY		43.718	43.718
**D	WEST YORKSHIRE PENSION FUND		32.706	32.706
**D	FRIENDS LIFE AND PENSIONS LIMITED		4.735	4.735
**D	HSBC ETF'S PLC		11.415	11.415
**D	HSBC GLOBAL INVESTMENT FUNDS		2.314	2.314
**D	HSBC BANK PLC A/C NATIONAL GRID UK PENSION SCHEME		32.318	32.318
**D	HSBC ETF'S PLC 25/28 NORTH WALL QUAY		4.846	4.846
**D	MERRILL LYNCH PROFESSIONAL CLEARING CORP		2.300	2.300
**D	NMM5-GIEP BRI ACCOUNT		44.190	44.190
**D	NMM5-WIEQ-NVN ACCOUNT		15.591	15.591
**D	NMM5 GIEP NVN ACCOUNT		76.013	76.013
**D	TRUST E CUSTODY SERVICES BANK LTD		66.620	66.620
**D	TRUST & CUSTODY SERVICES BANK LTD AS TRUSTEE FOR PENSION INVESTMENT FUND TRUST NUMBER 21		9.201	9.201
**D	NIKKO AM WORLD FDS-AM INTECH GLOBAL CORE FUND		178	178
**D	NIKKO AM INVESTMENT TRUST (LUXEMBOURG) - NIKKO AM INTECH KOKUSAI FUND		27	27
**D	GLOBAL INFRASTR DIV FOCUS EQUITY FUND		811.079	811.079
**D	VANGUARD EUROPEAN STOCK INDEX FUND		1.275.301	1.275.301
**D	VANGUARD DEVELOPED MARKETS INDEX FUND		2.920.889	2.920.889
**D	VANGUARD TOTAL WORLD STOCK INDEX FUND		168.093	168.093
**D	VANGUARD FTSE ALL-WORLD EX US INDEX FUND		903.943	903.943
**D	VANGUARD FUNDS PLC		258.291	258.291
**D	VANGUARD INVESTMENT SERIES PLC		615.157	615.157
**D	ANIMA SGR SPA		603.365	603.365
**D	ANIMA SGR SPA ANIMA CRESCITA ITALIA		53.843	53.843
**D	ABERDEEN GLOBAL		24.099	24.099
**D	ABERDEEN DIVERSIFIED INCOME FUND		4.954	4.954
**D	ABARDEEN MONCEAU		3.366	3.366
**D	UNIVERSE THE CMI GLOBAL NETWORK FUND		59.455	59.455
**D	SCHRODER INTERNATIONAL SELECTION FUND		1.157	1.157
**D	FIDUCIARY TRUST COMPANY INTERNATIONAL AS		1.033	1.033
**D	VANGUARD GLOBAL INFRASTRUCT. INDEX FUND		65.765	65.765
**D	ANZ WHOLESALE INTERN.SHARE NO. 1 FUND		1.760	1.760
**D	VANGUARD INTERNATIONAL SHARE INDEX FUND		149.483	149.483
**D	ONEPATH COOP SHARES LARGE CAP UNHED IN P		56.136	56.136
**D	ONEPATH LOW VOLATILITY GLOBAL EQ IN POOL		27.151	27.151
**D	M&A EQUITABLE LIFE FOREIGN EQUITY MOTHER FD		535.369	535.369
**D	M&A EQUITABLE LIFE INSURANCE CO		4.370	4.370
**D	ADVISORS TRUST - ATM INTL. PORTFOLIO		13.471	13.471
**D	VANGUARD TOTAL INTERNATIONAL STOCK INDEX		7.180.469	7.180.469

Pagina 7

Azionisti: 1.115 Teste: 1
 Azionisti in delega: 0 Azionisti in delega: 1.115



Assemblea Ordinaria del 20 aprile 2018

LISTA ESITO DELLE VOTAZIONE
 Oggetto: Aggiornamento Piano di Incentivazione

CONTRARI

Badge	Ragione Sociale	Proprio	Delega	Totale
**D	VANGUARD FID COMPANY EUROPEAN STOCK INDE		26.477	26.477
**D	NEW MEXICO STATE INVESTMENT COUNCIL		15.594	15.594
**D	EQ.ADVISORS TRUST-AXA/AB DYNAMIC GROWTH		21.035	21.035
**D	NBIMC EAFE EQUITY INDEX FUND - CLASS N		10.956	10.956
**D	NBIMC PUBLIC INFRASTRUCTURE (2017)		68.319	68.319
**D	RBC ISB - MMA VIE SA		702.873	702.873
**D	FCP LBPAM IRC ACTIONS EURO MIN VAR		10.141	10.141
**D	FORSTA AP - FONDEN		1.208.670	1.208.670
**D	OLD WESTBURY LARGE CAP STRATEGIES FUND ATTN JUDSON K LA LONDE		46.939	46.939
**D	BBVABCO DEPOSITARIOINVEST FUNDS		11.280	11.280
**D	STATE OF WISCONSIN INVESTMENT BOARD		347.290	347.290
**D	ADVANTAGE FUNDS INC DREYFUS GLOBAL MULTI ASSET INCOME FUND		23.791	23.791
**D	SUBSIDIZED SCHOOLS P FUND NORTHERN		12.883	12.883
**D	KAPITALFORENINGEN EMD INVEST GLOBALE AKTIER II		8.328	8.328
**D	KAPITALFORENINGEN EMD INVEST GLOBALE AKTIER III		2.288	2.288
**D	56053 IP GLOBAL EQUITIES I		27.891	27.891
**D	DELTA LLOYD EQUITY SUSTAINABLE GLOBAL FUND		13.847	13.847
**D	DELTA LLOYD EQUITY SUSTAINABLE GLOBAL FUND DPF		9.026	9.026
**D	DELTA LLOYD EQUITY SUSTAINABLE GLOBAL FUND A		25.561	25.561
**D	NATIONAL BANK TRUST		508.346	508.346
**D	CF MITON GLOBAL INFRASTRUCTURE INCOME FUND		18.200	18.200
**D	SP LLP UK CHARITIES CLIENTS AC		8.230	8.230
**D	GENERAL MILLS GROUP TRUST		27.783	27.783
**D	POWERSHARES PUREBETA FTSE DEVELOPED EX NORTHAMERICA PORTFOLIO		84	84
**D	BOA OMNIBUS PERAMETRIC		3.014	3.014
**D	DRMA LTD		18.349	18.349
**D	WF MFS LTD EAFE GLOBAL		20.043	20.043
**D	C9W CITW FD PARAMETRIC		849	849
**D	GLOBAL ATLANTIC BLACKROCK DISCIPLINED INTERNATIONAL CORE PORTFOLIO		10.560	10.560
**D	VERSUS CAPITAL REAL ASSETS FUND LLC		107.200	107.200
**D	FIDELITY SALEM STREET TRUST FIDELITY SAI INTERNATIONAL INDEX FUND		242.588	242.588
**D	UNION BANK		1.936	1.936
**D	EII REAL ESTATE SECURITIES ADVISORS LTD EII PROPERTY FUNDS		3.086	3.086
**D	US BANK TAX EXEMPT OMNI REP NONRECC		813	813
**D	USBK BROOKFIELD REAL ASSETS SEC FD		20.600	20.600
**D	USBK REGIONAL TRANSPORTATION DSPP		738	738
**D	B4305 FRB S LUND RES TR FBO B LUND		420	420
**D	B4306 FRB M LUND REV TR		328	328
**D	USBK BBIEF BLACKROCK INVT MGMT LLC		5.566	5.566
**D	BNYMTD BFM BLK SYSTEM CONT EUR FUND		424	424
**D	1217 APG DME INDUSTR		177.486	177.486
**D	1253 APG DME CORE EU		333.075	333.075
**D	PANAGORA RISK PARITY MULTI ASSET MASTER FUND LTD		14.274	14.274

Assemblea Ordinaria del 20 aprile 2018

LISTA ESITO DELLE VOTAZIONE

Oggetto: Aggiornamento Piano di Incentivazione

CONTRARI

Badge	Ragione Sociale	Proprio	Delega	Totale
**D	UPMC BMO FCP		2.478	2.478
**D	OPPENHEIMER GLOBAL ESG REVENUE ETF		278	278
**D	BROOKFIELD REAL ASSETS INCOME FUND INC		49.100	49.100
**D	PHILADELPHIA GAS WORKS PENSION PLAN		746	746
**D	PSG DIVERSIFIED INFRASTRUCTURE LLC		5.200	5.200
**D	OPPENHEIMER INTERNATIONAL REVENUE ETF		338	338
**D	CADENCE GLOBAL EQUITY FUND LP		601	601
**D	THE UNIVERSITY COURT OF THE UNIVERSITY OF GLASGOW		2.087	2.087
**D	RELIANCE TRUST INSTITUTIONAL RETIREMENT TRUST		17.200	17.200
**D	AUTO CLUB GROUP		24.807	24.807
**D	BRIDGE BUILDER INTERNATIONAL EQUITY FUND		5.559	5.559
**D	IVY PROSHARES MSCI ACWI INDEX FUND		964	964
**D	MACQUARIE GLOBAL INFRASTRUCTURE TOTAL RETURN FUND INC	418.109		418.109
**D	U S BANK NATIONAL ASSOCIATION	1.304		1.304
**D	AZL NFJ INTERNATIONAL VALUE FUND	1.830		1.830
**D	NKB SII EUROPE GROWTH	8.000		8.000
**D	NKB SII EUROPE VALUE	8.200		8.200
**D	NKB SII GLOBAL AKTIER MIN RISIKO	75.300		75.300
**D	RPTCL GRPF RUSSELL MOMENTUM	65.261		65.261
**D	EMPLOYEES RETIREMENT SYSTEM OF THE CITY OF BALTIMORE	5.414		5.414
**D	BOK MCM DM PEQ	1		1
**D	AOHIT HAI RHUMBLINE EAFE THE ARCHDIOCESE OF HARTFORD INVESTMENT TRUST	702		702
**D	HRCD REPT HAP RHUMBLINE EAFE	530		530
**D	EMPLOYEES RETIREMENT TRUST OF BANK OF MONTREAL HARRIS	6.259		6.259
**D	PUBLIC EMPLOYEES RETIREMENT SYSTEM OF MISSISSIPPI	63.569		63.569
**D	PS FTSE LO BT EQ WT PORT	4.869		4.869
**D	GREATLINK SUPREME INTECH	367		367
**D	700021 PD GLOBALE AKTIER I	249.933		249.933
**D	700241 PD STABILE AKTIER	109.100		109.100
**D	WILMINGTON MULTIMANAGER INTERNATIONAL FUND	5.401		5.401
**D	PS FTSE RAFI EU UCITS ETF BNYMTCIL	492		492
**D	POWERSHARES GLOBAL FUNDS IRELAND PLC	388		388
**D	PS FTSE RAFI DEVEL MAR EX US PORT	29.700		29.700
**D	BNYMTCIL GLG EUROPEAN EQ ALTER TRAD	90		90
**D	AST BLKRK GLOBAL STRAT PT TE PDDG	25.744		25.744
**D	GREAT WEST INTERNATIONAL INDEX FUND	28.188		28.188
**D	BNYMTCIL PS ST HIDVLWVI UCITS ETF	12.126		12.126
**D	REL OVERSEAS EQUITY INDEX FUND	32.157		32.157
**D	BNYMTCIL LAZARD GBL EQTY FRNCHS FND	261.808		261.808
**D	BNYMTCIL LAZARD GBL LI EQUITY FD	5.101.697		5.101.697
**D	BNYMTCIL MACQUARIE GBL INFERS SRS FD	35.242		35.242
**D	REL OVERSEAS FD PMC	18.794		18.794
**D	BNYMTCIL LAZARD GBL LIFE GLBL INFRA FD	58.727		58.727

Pagina 9

Azionisti 1.115 Teste: 1
 Azionisti in proprio 0 Azionisti in delega: 1.115



Assemblea Ordinaria del 20 aprile 2018

LISTA ESITO DELLE VOTAZIONE

Oggetto: Aggiornamento Piano di Incentivazione

CONTRARI

Badge	Ragione Sociale	Proprio	Delega	Totale
**D	CTJ RE STANLIB GLOBAL EQUITY FD AB		2.700	2.700
**D	IQ 50 PERCENT HEDGED FTSE INTL ETF		22.366	22.366
**D	IQ 50 PERCENT HEDGED FTSE EURO ETF		9.073	9.073
**D	GS ACTIVE BETA INTL EQUITY ETF		16.544	16.544
**D	GS ACTIVEBETA EUROPE ETF		2.030	2.030
**D	AXA MPS FINANCIAL DAC		43.000	43.000
**D	BLACKROCK GLOBAL FUNDS		3.207.861	3.207.861
**D	VOYA INTERNATIONAL INDEX PORTFOLIO		47.654	47.654
**D	PS6F GOTHAM 400 INTL		1.956	1.956
**D	SR5F PARAMETRIC DELTA SHIFT		1.232	1.232
**D	TEACHERS RETIREMENT SYSTEM OF LOUISIANA		6.750	6.750
**D	BLL AQUILA LIFE EUROPEAN EQUITY		599.267	599.267
**D	BLL ASCENT LIFE EUROPEAN		68.243	68.243
**D	BLL AQUILA LIFE GLOBAL MINIMUM		157.543	157.543
**D	BLL AQUILA LIFE MSCI WORLD FUND		86.368	86.368
**D	BLL AQUILA LIFE FTSE RAFT DEVELOPED		38.473	38.473
**D	APL RB EQ DEV MIRA		1.110	1.110
**D	PFI DIV REAL ASSET FUND MACQUARIE		305.852	305.852
**D	ARC RB EQ DEV KAITOS		505	505
**D	MI FONDS K12 SPK		25.801	25.801
**D	SBSA GEPF BLACKROCK EQUITY		56.158	56.158
**D	DVHF DIV RSK HI DIV GL EQ		844	844
**D	PGTF DR NON US EQUITY GT		7.268	7.268
**D	ASV RB EQ DEV MENKAR		1.241	1.241
**D	RAILWAYS PENSION TRUSTEE COMPANY LIMITED		105.231	105.231
**D	SPARTAN INTL INDEX		674.059	674.059
**D	CITIGROUP PENSION PLAN		98.825	98.825
**D	CP2F LAZARD INFRASTRUCTURE		66.014	66.014
**D	DREYFUS GLOBAL EQUITY INCOME FUND		136.870	136.870
**D	DREYFUS INTERNATIONAL STOCK INDEX FUND		18.448	18.448
**D	FIRE AND POLICE PENSION ASSOCIATION OF COLORADO		8.699	8.699
**D	FPCF SSGA EDHEC		2.991	2.991
**D	FXPF LAZARD INFRASTRUCTUR		400.863	400.863
**D	SHELL PENSION TRUST		14.928	14.928
**D	SHELL PENSION TRUST		4.914	4.914
**D	WF AND CO CASH PLN EVERGN INV 1		42.597	42.597
**D	WF AUTO CLUB INSURANCE ASSOCIATION		26.186	26.186
**D	SLI GLOBAL ABSOLUTE RET STRATEGIES		698.881	698.881
**D	THE EUROPEAN CENTRAL BANK		16.110	16.110
**D	UFJF MCM MSCI WORLD FD		6.149	6.149
**D	DIOCESE OF VENICE PENSION PLAN AND TRUST		1.541	1.541
**D	MCIC VERMONT A RECIPROCAL RISK RETENTION GROUP		6.554	6.554
**D	PITTSBURGH THEOLOGICAL SEMINARY OF THE PRESBYTERIAN CHURCH		1.553	1.553

Assemblea Ordinaria del 20 aprile 2018

LISTA ESITO DELLE VOTAZIONE

Oggetto: Aggiornamento Piano di Incentivazione

CONTRARI

Badge	Ragione Sociale	Proprio	Delega	Totale
**D	PUBLIC EMPLOYEE RETIREMENT SYSTEM OF IDAHO		22.600	22.600
**D	NSNF PARA EAFE MONTI		2.674	2.674
**D	NSNF PARA EAFE PI 1		2.206	2.206
**D	NSNF PARA EAFE PI 2		1.278	1.278
**D	VANGUARD INTL HIGH DIV YLD INDEX FD		55.065	55.065
**D	PDBF NUVEEN		135.357	135.357
**D	PGEF PG E QUALIFIED PANAGORA EAFE		11.077	11.077
**D	CZ AANDELEN SSGA		4.546	4.546
**D	NBK UBS EQ		6.177	6.177
**D	AZL INTERNATIONAL INDEX FUND		58.354	58.354
**D	AZL BLACKROCK GLOBAL ALLOCATION FUND		24	24
**D	BGF EURO MKTS FD EURO EQUITY PF	2.533.097		2.533.097
**D	BGF EUROPEAN VALUE FD	2.054.799		2.054.799
**D	BGF EUROPEAN SPECIAL SITUATIONS FUND	835.444		835.444
**D	BGF EUROPEAN FOCUS FD EURO EQ FD	847.292		847.292
**D	BGF EUROPEAN FUND	1.127.128		1.127.128
**D	BGF CONT. EURO FLEXIBLE FD EURO EQFD	3.041.919		3.041.919
**D	BNYMTCIL FT GBL ALPHADEX UCITS ETF	734		734
**D	US BK BROOKFIELD GLB LST INF IN FD	224.300		224.300
**D	USBK BROOKFIELD GBL LIS INFRAS FD	129.900		129.900
**D	USBK AMERICAN HEART ASSOCIATION INC	556		556
**D	LAWRENCE LIVERMORE NATIONAL SECURITY LLC AND LOS ALAMOS NATIONAL SECURITY LLC DEFINED BENEFIT BENEFIT PLANGROUP TRUST	5.739		5.739
**D	AP7 EQUITY FUND		470.675	470.675
**D	ALASKA PERMANENT FUND CORPORATION		41.370	41.370
**D	ALASKA PERMANENT FUND CORPORATION		457.069	457.069
**D	ALASKA PERMANENT FUND CORPORATION		18.720	18.720
**D	VIRGINIA RETIREMENT SYSTEM		226.011	226.011
**D	MIDDLETOWN WORKS HOURLY AND SALARIED UNION RETIREES HEALTH CARE FUND		1.859	1.859
**D	IN8 COP TREAS PWP RHUMBLINE MSCI		2.262	2.262
**D	LOUISIANA STATE ERS MSCI EXUS INDEX		9.521	9.521
**D	NV PERS MELLON CAPITAL INDEX		137.096	137.096
**D	NV RBIF ALLNCEBRNSTN INTL EQ		2.969	2.969
**D	TEA BLACKROCK INC INTL		111.964	111.964
**D	UTC EDHEC BLACKROCK UNITED TECHNOLOGIES CORPORATION MASTER RETIREMENT		5.256	5.256
**D	UPMC BMO PENSION		2.633	2.633
**D	UPVA BMO		2.297	2.297
**D	UPVA BMO		4.418	4.418
**D	UPVA BMO		4.969	4.969
**D	UPVA BMO		20.781	20.781
**D	UPVA BMO		19.232	19.232
**D	UPVA BMO	2.480.331		2.480.331
**D	UPVA BMO	259.903		259.903



Assemblea Ordinaria del 20 aprile 2018

LISTA ESITO DELLE VOTAZIONE

Oggetto: **Aggiornamento Piano di Incentivazione****CONTRARI**


Badge	Ragione Sociale	Proprio	Delega	Totale
**D	BNYMTD BLK CONT EUR EQ TRCK FD INV		310.452	310.452
**D	BNYMTD BLK DYN DVSD GR PFFD ASSTALL		6.100	6.100
**D	FLORIDA RETIREMENT SYSTEM		52.803	52.803
**D	BLACKROCK WORLD EX FLORIDA RET SYS		120.063	120.063
**D	PENSION RESERVES INVESTMENT TRUST FUND		118.379	118.379
**D	VOYA INTERNATIONAL CORE FUND		5.073	5.073
**D	AUTO CLUB INSURANCE ASSOCIATION		109.658	109.658
**D	INDIANA PUBLIC RETIREMENT SYSTEM		25.864	25.864
**D	MERCY INVESTMENT SERVICES INC		4.438	4.438
**D	ALLIANZ GLOBAL INVESTORS KAPITALANLAGEGESELLSCHAFT MBH		7.216	7.216
**D	AGI VGI 1 SUB AKT 8477 23 6328 SPK		74.040	74.040
**D	AGI VGI 1 DIV QUA 8477 25 6338 SPK		9.010	9.010
**D	AGI VGL RCM S VAL 8478 10 6359 SPK		157.850	157.850
**D	AGI PV WS RCM VAL 8490 06 5209 SPK		14.740	14.740
**D	AGI VKA RCM S VAL 8502 10 6376 SPK		68.480	68.480
**D	THE STATE OF CONNECTICUT ACTING THROUGH ITS TREASURER		68.711	68.711
**D	SOUTH CAROLINA RETIREMENT SYSTEMS GROUP TRUST		22.363	22.363
**D	UPS GROUP TRUST		59.614	59.614
**D	INTERNATIONAL BANK FOR RECONSTRUCTION AND DEVELOPMENT		16.601	16.601
**D	CENTRAL STATES SOUTHEAST AND SOUTHWEST AREAS PENSION FUND		18.422	18.422
**D	IOWA PUBLIC EMPLOYEES RETIREMENT SYSTEM		5.235	5.235
**D	FGT FRK GLOBAL LSTD INFRASTRUCT FD		86.920	86.920
**D	BANK OF AMERICA OMNIBUS		1.200	1.200
**D	SEI GLOBAL INVESTMENTS FUND		2.849	2.849
**D	SEI GLOBAL MASTER FUND PLC		5.862	5.862
**D	TRUST AND CUSTODY SERVICES		319.601	319.601
**D	KOKUSAI EQUITY INDEX FUND		8.393	8.393
**D	ARRCO LONG TERM B		30.956	30.956
**D	CONSULTING GROUP CAPITAL		11.311	11.311
**D	IXIS FLAMME		16.498	16.498
**D	SG ACTIONS EUROPE MULTIGESTION		2.565	2.565
**D	CNS GLOBAL LIST INFRASTRUCTURE		86.843	86.843
**D	ETOILE ACTIONS RENDEMENT		102.552	102.552
**D	BLACKROCK EUROFUND		129.500	129.500
**D	ETOILE INDUSTRIE EUROPE		21.006	21.006
**D	BLACKROCK GLOBAL ALLOCATION		2.287	2.287
**D	MAAF ASSURANCES SA		213.864	213.864
**D	BLACKROCK GLOBAL ALLOCATION VI		633	633
**D	TRUST CUSTODY SERVICES BANK		195.807	195.807
**D	PROTEC BTP		4.704	4.704
**D	LA BANQUE POSTALE ASSET MANAG.		20.000	20.000
**D	TRUST AND CUSTODY SERVICES		46.300	46.300
**D	AMUNDI FUNDS II-PIONEER FLEX.		56.714	56.714

Assemblea Ordinaria del 20 aprile 2018

LISTA ESITO DELLE VOTAZIONE
 Oggetto: Aggiornamento Piano di Incentivazione

CONTRARI

Badge	Ragione Sociale	Proprio	Delega	Totale
**D	BROWN BROTHERS HARRIMAN		8.130	8.130
**D	AMUNDI SOLUZIONI IT- PROG. CED		107.330	107.330
**D	NUVEEN GLOBAL INVESTORS FUND		62.091	62.091
**D	AEGON CUSTODY B.V		109.118	109.118
**D	AHL ALPHA MASTER LIMITED C/O CITCO TRUSTEES (CAYMAN) LIMITED		7.193	7.193
**D	AHL DIRECTIONAL EQUITIES MASTER LIMITED		14.604	14.604
**D	AHL EVOLUTION LTD SHARMAINE BERKELEY ARGONAUT LTD		166.771	166.771
**D	AHL GENESIS 2 LIMITED C/O MAPLES CORPORATE SERVICES LIMITED		18.273	18.273
**D	AHL GENESIS LIMITED		10.380	10.380
**D	AQR DELTA SAPPHIRE FUND LP		650	650
**D	AVIVA INVESTORS INTERNATIONAL INDEX TRACKING FUND		14.356	14.356
**D	BERESFORD FUNDS PLC		88.836	88.836
**D	BLACKROCK EUROPEAN MASTER HEDGE FUND		1.729.735	1.729.735
**D	CBOSC ATF CW BK GRP SUP WGSS08		8.520	8.520
**D	CITIBANK INTERNATIONAL PLC AS TRUSTEE CITIBANK INT.PLC		1.689.842	1.689.842
**D	CLINTON EQUITY STRATEGIES MASTER FUND LTD		1.065	1.065
**D	COLONIAL FIRST STATE INVESTMENTS LIMITED.		652.162	652.162
**D	COMMONWEALTH GLOBAL INFRASTRUCTURE SECURITIES FUND 1		342.681	342.681
**D	FIDANTE PARTNERS LIMITED		192.670	192.670
**D	GOTHAM CAPITAL V LLC		142	142
**D	INTERNATIONAL EQUITIES FUND		4.440	4.440
**D	IRISH LIFE ASSURANCE.		223.525	223.525
**D	IRISH LIFE ASSURANCE PLC		73.029	73.029
**D	JOHN HANCOCK FUNDS II GLOBAL ABSOLUTE RETURN STRATEGIES FUND		307.264	307.264
**D	JOHN HANCOCK FUNDS II INTERNATIONAL STRATEGIC EQUITY ALLOCATION FUND		105.015	105.015
**D	LEGAL AND GENERAL		10.571	10.571
**D	LEGAL AND GENERAL ASSURANCE PENSIONS MANAGEMENT LIMITED		6.020.903	6.020.903
**D	LEGAL AND GENERAL ASSURANCE SOCIETY LIMITED		3.964	3.964
**D	LEGAL AND GENERAL COLLECTIVE INVESTMENT TRUST.		428.070	428.070
**D	MACQUARIE INVESTMENT MANAGEMENT LIMITED		351.875	351.875
**D	MACQUARIE MULTI FACTOR FUND		5.053	5.053
**D	MACQUARIE TRUE INDEX GLOBAL INFRASECURITIES FUND		325.320	325.320
**D	MEDICAL ASSURANCE SOCIETY NEW ZEALAND LIMITED		4.621	4.621
**D	NEWBURG NOMINEES LIMITED INVESTORS WHOLESALE GLOBAL EQUITY (INDEX) TRUST		19.422	19.422
**D	NUMERIT MULTI STRATEGY MARKET NEUTRAL LEVERED OFFSHORE FUND LIMITED		1.110	1.110
**D	NUMERIT MULTI STRATEGY AWARE MULTI STRATEGY FUND LTD		640	640
**D	NUMERIT MULTI STRATEGY PINEBRIDGE EUROPE EQUITY FUND		91.990	91.990
**D	REIMOLD FUND ORION MASTER FUND LTD - INTL EQUITY SLEEVE		3.580	3.580
**D	REIMOLD FUND PINEBRIDGE BASICA 2 SA DE CV		52.201	52.201
**D	REIMOLD FUND PINEBRIDGE BASICA 3, SA DEC.V		73.027	73.027
**D	REIMOLD FUND PINEBRIDGE BASICA 4-SA DE CV.		135.910	135.910
**D	S&P INVESTMENT SERVICES AANDELENFONDS EUROPA.		41.639	41.639
**D	S&P INVESTMENT SERVICES AANDELENFONDS METAAL		187.979	187.979



Azionisti: 1.115 Teste: 1
 Azionisti in proprio: 0 Azionisti in delega: 1.115

Assemblea Ordinaria del 20 aprile 2018

LISTA ESITO DELLE VOTAZIONE

Oggetto: Aggiornamento Piano di Incentivazione

CONTRARI

Badge	Ragione Sociale	Proprio	Delega	Totale
**D	STICHTING PENSIOENFONDS METAAL EN T MN SERVICES		61.444	61.444
**D	STICHTING PGM DEPOSITARY		613.943	613.943
**D	THE NOMURA TRUST AND BANKING CO. LTD		10.197	10.197
**D	TWO SIGMA ABSOLUTE RETURN PORTFOLIO LLC CORPORATION SERV.COMP.2		17	17
**D	VICTORY CEMP MARKET NEUTRAL INCOME FUND		2.747	2.747
**D	VICTORYSHARES DEVELOPED ENHANCED VOLATILITY WTD INDEX ETF		11.639	11.639
**D	VICTORYSHARES INTERNATIONAL HIGHDIV VOLATILITY WTD INDEX ETF		13.301	13.301
**D	VICTORYSHARES INTERNATIONAL VOLATILITY WTD INDEX ETF		1.480	1.480
**D	UBS (LUX) EQUITY SICAV		101.670	101.670
**D	UBS GLOBAL SOLUTIONS - GLOBAL EQUITIES EUR		4.854	4.854
**D	UBS GLOBAL SOLUTIONS - GLOBAL EQUITIES II EUR		8.211	8.211
**D	UBS (LUX) EQUITY SICAV EURO COUNTRIES INCOME		50.487	50.487
**D	UBS (LUX) STRATEGY SICAV SAP DEFENSIVE (USD)		4.556	4.556
**D	UBS (LUX) STRATEGY SICAV SAP MEDIUM (USD)		10.722	10.722
**D	UBS (LUX) STRATEGY SICAV SAP DYNAMIC (USD)		3.776	3.776
**D	UBS FUND MANAGEMENT (LUXEMBOURG) SA		29.584	29.584
**D	UBS (LUX) SICAV 1		805	805
**D	UBS FUND MANAGEMENT (SWITZERLAND) AG.		313.170	313.170
**D	NORGES BANK		297.965	297.965
**D	UBS (LUX) STRATEGY XTRA SICAV		1.540	1.540
**D	MLC INVESTMENTS, MLC LIMITED		29.512	29.512
**D	VICTORIAN SUPERANNUATION FUND		566.013	566.013
**D	ENERGY SUPER		72.531	72.531
**D	GOVERNMENT OF NORWAY		8.959.457	8.959.457
**D	VISION POOLED SUPERANNUATION TRUST		25.775	25.775
**D	CITY OF SAN JOSE POLICE & FIRE DEPARTMENT RETIREMENT PLAN		45.325	45.325
**D	LEGG MASON DEVELOPED EX-US DIVERSIFIED CORE ETF		645	645
**D	STATE FARM VARIABLE PRODUCT TRUST, INTERNATIONAL EQ INDEX F		10.158	10.158
**D	BEAUMONT HEALTH POOLED INVESTMENT PARTNERSHIP		440	440
**D	BEAUMONT HEALTH MASTER RETIREMENT TRUST		3.420	3.420
**D	BEAUMONT HEALTH		3.835	3.835
**D	KAISER PERMANENTE GROUP TRUST		662.840	662.840
**D	HIRTLE CALLAGHAN TRUST INTERNATIONAL EQUITY PORTFOLIO		34.489	34.489
**D	HC CAPITAL TRUST- THE INSTITUTIONAL INTERNATIONAL EQUITY PTF		77.683	77.683
**D	HC CAPITAL TRUST - THE ESG GROWTH PORTFOLIO		4.744	4.744
**D	HC CAPITAL TRUST- THE CATHOLIC SRI GROWTH PORTFOLIO		866	866
**D	KAISER FOUNDATION HOSPITALS		602.798	602.798
**D	BRUNEI INVESTMENT AGENCY		20.502	20.502
**D	JOHN HANCOCK VAR INS TRUST STRATEGIC EQUITY ALLOCATION TRUST		106.640	106.640
**D	JOHN HANCOCK FUNDS II STRATEGIC EQUITY ALLOCATION FUND		170.485	170.485
**D	BMO DISCIPLINED INTERNATIONAL EQUITY FUND		6.953	6.953
**D	LAZARD GLOBAL LISTED INFRASTRUCTURE PORTFOLIO		12.550.495	12.550.495
**D	LAZARD REAL ASSETS AND PRICING OPPORTUNITIES PORTFOLIO		4.029	4.029

Assemblea Ordinaria del 20 aprile 2018


LISTA ESITO DELLE VOTAZIONE
 Oggetto: Aggiornamento Piano di Incentivazione

CONTRARI

Badge	Ragione Sociale	Proprio	Delega	Totale
**D	LAZARD EQUITY FRANCHISE PORTFOLIO		10.556	10.556
**D	COHEN + STEERS INFRASTRUCTURE FUND, INC.		1.335.023	1.335.023
**D	MFS DEVELOPMENT FUNDS, LLC		3.179	3.179
**D	GOLDMAN SACHS TRST II-GOLDMAN SACHS MULTI-MNGR GLOBAL EQT FUND		2.081	2.081
**D	GOLDMAN SACHS TRUST- GOLDMAN SACHS GLOBAL MANAGED BETA FUND		1.424	1.424
**D	GOLDMAN SACHS TRUST - GOLDMAN SACHS GLOBAL INFRASTRUCTURE FUND		185.721	185.721
**D	INTERNATIONAL MONETARY FUND		8.812	8.812
**D	ALLIANCEBERNSTEIN GLOBAL RISK ALLOCATION FUND INC		613	613
**D	ALLIANCEBERNST VAR PROD SER F INC.ALLIANCEB DYN ASSET ALL PTF		176	176
**D	JOHN HANCOCK LIFE AND HEALTH INSURANCE COMPANY		23.516	23.516
**D	RUSSELL TRUST CO COMMINGLED EMPLOYEE BENEFIT FUNDS TRUST		604.371	604.371
**D	METROPOLITAN LIFE INSURANCE COMPANY		14.131	14.131
**D	AMERICAN BUREAU OF SHIPPING		310	310
**D	AMERICAN CENTURY QUANTITATIVE EQUITY FUNDS, INC. INT CORE EQ		2.155	2.155
**D	AXA IM SMART MATCHING SOLUTIONS PUBLIC LIMITED COMPANY		3.900	3.900
**D	ALPS INTERNATIONAL SECTOR DIVIDEND DOGS ETF		198.298	198.298
**D	ALPINE GLOBAL INFRASTRUCTURE FUND		73.700	73.700
**D	ANIMA FUNDS PLC		2.022	2.022
**D	AQR FUNDS - AQR ALTERNATIVE RISK PREMIA FUND		2.485	2.485
**D	AQR INTERNATIONAL EQUITY EDGE FUND, L.P.		51	51
**D	AXA INVESTMENT MANAGERS DEUTSCHLAND GMBH FOR AXA EUROPA		20.400	20.400
**D	AXA ROSENBERG EQUITY ALPHA TRUST		152.400	152.400
**D	STATE OF ALASKA RETIREMENT AND BENEFITS PLANS		65.400	65.400
**D	STATE OF ALASKA RETIREMENT AND BENEFITS PLANS		372.945	372.945
**D	STICHTING BEDRIJFSPENSIOENFONDS VOOR HET BAKKERSBEDRIJF		49.367	49.367
**D	THE WALT DISNEY COMPANY RETIREMENT PLAN MASTER TRUST		2.936	2.936
**D	THE WALT DISNEY COMPANY RETIREMENT PLAN MASTER TRUST		7.842	7.842
**D	BROOKFIELD REAL ASSETS HYBRID MASTER FUND L.P		11.700	11.700
**D	SIEFORE XXI BANORTE CONS, SOC ANON DE CAPITAL VARIABLE		418.008	418.008
**D	MET INVESTOR SERIES TRUST-ALLIANC GLOBAL DYNAMIC ALL PTF		46.847	46.847
**D	UAW RETIREE MEDICAL BENEFITS TRUST		142.016	142.016
**D	DESJARDINS GLOBAL INFRASTRUCTURE FUND		224.374	224.374
**D	CALVERT VP EAFE INTERNATIONAL INDEX PORTFOLIO		4.209	4.209
**D	CALVERT RESP INX SRS, INC.-CLVRT DVD MRKTS EX-U.S. RSP INX FD		3.105	3.105
**D	CAISSE DE DEPOT ET PLACEMENT DU QUEBEC		315.258	315.258
**D	THE REGENTS OF THE UNIVERSITY OF CALIFORNIA		286.164	286.164
**D	VANGUARD COMPANY I - GLOBAL SOCIAL AWARENESS FUND		7.576	7.576
**D	ROBERTSON GLOBAL ASSET ALLOCATION FUND		45.887	45.887
**D	ALLIANCE EUROPE EQUITY DIVIDEND FUND		2.417	2.417
**D	SAN JOSE SEPARATED RETIREE HEALTH CARE TRUST FUND		5.064	5.064
**D	SAN JOSE POLICE AND FIRE RETIREE HEALTH CARE TRUST FUND		952	952
**D	PARMATEC INTERNATIONAL EQUITY FUND		11.722	11.722
**D	FRANKLIN TEMPLETON ETF TRUST - FRANKLIN FTSE EUROPE ETF		5.901	5.901

Pagina 15

Azionisti: 1.115 Teste: 1
 Azionisti in proprio: 0 Azionisti in delega: 1.115



Assemblea Ordinaria del 20 aprile 2018

LISTA ESITO DELLE VOTAZIONE

Oggetto: Aggiornamento Piano di Incentivazione

CONTRARI

Badge	Ragione Sociale	Proprio	Delega	Totale
**D	FRANKLIN TEMPLETON ETF TRUST - FRANKLIN FTSE ITALY ETF		3.034	3.034
**D	FRANKLIN TEMPLETON ETF TRUST - FRANKLIN FTSE EUROPE HEDGED ETF		1.855	1.855
**D	TAX - MANAGED INTERNATIONAL EQUITY PORTFOLIO		4.194	4.194
**D	RUSSELL INVESTMENT COMPANY RUSSELL TAX-MANAGED INTL EQ FUND		13.311	13.311
**D	RUSSELL INVESTMENT COMPANY RUSSELL GLOBAL INFRASTRUCTURE FUND		1.303.025	1.303.025
**D	RUSSELL INVESTMENT COMPANY RUSSELL MULTI-STRATEGY INCOME FUND		13.382	13.382
**D	RUSSELL INVESTMENT COMPANY MULTIFACTOR INTERNATIONAL EQUITY F		8.093	8.093
**D	ROCHE U.S. RETIREMENT PLANS MASTER TRUST		196.736	196.736
**D	RUSSELL INVESTMENT COMPANY MULTI-ASSET GROWTH STRATEGY FUND		59.378	59.378
**D	BROOKFIELD GLOBAL REAL ASSET FUND		10.000	10.000
**D	LAZARD GLOBAL INFRASTRUCTURE FUND		707.475	707.475
**D	TRANSAMERICA AB DYNAMIC ALLOCATION VP		2.254	2.254
**D	STATE FARM MUTUAL FUND TRUST, INTERNATIONAL INDEX FUND		8.677	8.677
**D	MASSMUTUAL SELECT BLACKROCK GLOBAL ALLOCATION FUND		36	36
**D	LAZARD GLOBAL LISTED INFRASTRUCTURE (CANADA) FUND		1.539.612	1.539.612
**D	TRANSAMERICA BLACKROCK GLOBAL ALLOCATION VP		116	116
**D	MM SELECT EQUITY ASSET FUND		8.200	8.200
**D	MM MSCI EAFE INTERNATIONAL INDEX FUND		6.965	6.965
**D	JANUS HENDERSON SG GLOBAL QUALITY INCOME ETF		3.009	3.009
**D	JANUS CAPITAL MANAGEMENT LLC		1	1
**D	JNL/MELLON CAPITAL MSCI WORLD INDEX FUND		4.118	4.118
**D	INTECH GLOBAL ALL COUNTRY ENHANCED INDEX FUND LLC		467	467
**D	SEASONS SERIES TRUST SA MULTI-MANAGED INT EQUITY PTF		5.912	5.912
**D	SUNAMERICA SERIES TRUST- SA BLACKROCK VCP GLO MUL ASSET PTF		23.423	23.423
**D	RUSSELL COMMON CONTRACTUAL FUND		4.591	4.591
**D	OPENWORLD PUBLIC LIMITED COMPANY		631.605	631.605
**D	INVESCO GLOBAL INFRASTRUCTURE FUND		11.286	11.286
**D	CAYMAN ISLANDS CHAMBER OF COMMERCE PENSION FUND		3.546	3.546
**D	RHUMBLINE INTERNATIONAL POOLED INDEX TRUST		5.852	5.852
**D	LAZARD GLOBAL INVESTMENT FUNDS PUBLIC LIMITED COMPANY		4.784	4.784
**D	ALLIANCEBERNSTEIN INTERNATIONAL ALL-COUNTRY PASSIVE SERIES		2.069	2.069
**D	MARYLAND STATE RETIREMENT & PENSION SYSTEM		34.898	34.898
**D	RUSSELL INV MULTI-ASSET FACTOR EXPOSURE FUND		3.867	3.867
**D	ALLIANZ GLOBAL INVESTORS GMBH FOR ALLIANZ EUROPAVISION		52.002	52.002
**D	MDPIM INTERNATIONAL EQUITY INDEX POOL		3.127	3.127
**D	MERCER QIF CCF		55.720	55.720
**D	MGI FUNDS PLC		32.901	32.901
**D	MERCER QIF CCF		453.367	453.367
**D	MET INVESTORS SERIES TRUST- PANAGORA GLO DIVERSIFIED RISK PTF		929	929
**D	RUSSELL INVESTMENT COMPANY PLC		23.476	23.476
**D	NORTHROP GRUMMAN PENSION MASTER TRUST		372.922	372.922
**D	CITY OF NEW YORK GROUP TRUST		57.783	57.783
**D	PIMCO EQUITY SERIES:PIMCO RAFI DYNAMIC MULTI-FACTOR INT EQ ETF		650	650

Pagina 16

Azionisti:	1.115	Teste:	1
Azionisti in proprio:	0	Azionisti in delega:	1.115

Assemblea Ordinaria del 20 aprile 2018

LISTA ESITO DELLE VOTAZIONE
Oggetto: Aggiornamento Piano di Incentivazione

CONTRARI

Badge	Ragione Sociale	Proprio	Delega	Totale
**D	PRINCIPAL EXCHANGE-TRADED FDS-PRINC INT MULTI-FACTOR INDEX ETF		2.304	2.304
**D	PRINCIPAL DIVERSIFIED REAL ASSET CIT		98.616	98.616
**D	ALASKA COMMON TRUST FUND		12.876	12.876
**D	RUSSELL INVESTMENTS GLOBAL INFRASTRUCTURE POOL		1.872.877	1.872.877
**D	RUSSELL INVESTMENTS MULTI-FACTOR INTERNATIONAL EQUITY POOL		435	435
**D	RUSSELL INSTITUTIONAL FUNDS,LLC-RUSSELL INTL EQUITY FUND		2.209	2.209
**D	RUSSELL INSTL FUNDS,LLC-RUSSELL GLOB LISTED INFRA FUND		226.793	226.793
**D	FEDERATED CITY EMPLOYEES RETIREMENT SYSTEM		28.331	28.331
**D	BANK OF KOREA		21.271	21.271
**D	GAM INVESTMENT MANAGEMENT (SWITZERLAND) AG		23.349	23.349
**D	STANDARD LIFE INV GLO ABS RETURN STRAT MASTER FUND LTD.		264.827	264.827
**D	THE WORKERS` COMPENSATION BOARD		755.016	755.016
**D	GAM INV MGMT (SWITZ) AG ON BEHALF OF SWIF EUROPE EQUITY INDEX		916	916
**D	SIR DAVID TRENCH FUND FOR RECREATION		318	318
**D	ROMAN CATHOLIC BISHOP OF SPRINGFIELD A CORPORATION SOLE		258	258
**D	DELTASHARES S+P INTERNATIONAL MANAGED RISK ETF		7.029	7.029
**D	TEACHER RETIREMENT SYSTEM OF TEXAS		229.579	229.579
**D	TJ-NONQUALIFIED, LLC		48.951	48.951
**D	PINEBRIDGE GLOBAL FUNDS		17.793	17.793
**D	METZLER ASSET MANAGEMENT GMBH FOR MI-FONDS 415		50.000	50.000
**D	UBS (IRL) ETF PLC		3.851	3.851
**D	VANGUARD FTSE DEVELOPED EUROPE ALL CAP INDEX ETF		11.343	11.343
**D	VANGUARD FTSE DEVELOPED ALL CAP EX NORTH AMERICA INDEX ETF		12.404	12.404
**D	VANGUARD DEVEL ALL-CAP EX NORTH AMERICA EQT IND POOLED FUND		716	716
**D	VANGUARD GLOBAL MOMENTUM FACTOR ETF		160	160
**D	VANGUARD INVESTMENTS II COMMON CONTRACTUAL FUND		35.021	35.021
**D	VANGUARD INVESTMENTS COMMON CONTRACTUAL FUND		49.778	49.778
**D	VANGUARD FTSE DEVELOPED EUROPE INDEX ETF		1.572	1.572
**D	WINTON UCITS FUNDS PLC		30.943	30.943
**D	WELLS FARGO BK DECL OF TR EST INV FUNDS FOR EMPLOYEE BEN TR		56.469	56.469
**D	WELLS FARGO MASTER TRUST-WELLS FRGO FACTR ENHANCED INT PRTFLIO		43.072	43.072
**D	WISDOMTREE ISSUER PUBLIC LIMITED COMPANY		10.272	10.272
**D	WILMINGTON TRUST, NATIONAL ASSOCIATION		4.010	4.010
**D	DIVERSIFIED MARKETS (2010) POOLED FUND TRUST		8.137	8.137
**D	WSIB INVESTMENTS (PUBLIC EQUITIES) POOLED FUND TRUST		5.024	5.024
**D	WISDOMTREE DYNAMIC CURRENCY HEDGED EUROPE EQUITY FUND		2.852	2.852
**D	WISDOMTREE DYNAMIC CURRENCY HEDGED INTRNL EQUITY FUND		27.787	27.787
**D	WISDOMTREE INTERNATIONAL HIGH DIVIDEND FUND		32.362	32.362
**D	WISDOMTREE INTERNATIONAL EQUITY FUND		59.489	59.489
**D	WISDOMTREE GLOBAL HIGH DIVIDEND FUND		3.532	3.532
**D	WISDOMTREE INTERNATIONAL DIVIDEND EX-FINANCIALS FUND		72.095	72.095
**D	WISDOMTREE INTERNATIONAL LARGE CAP DIVIDEND FUND		36.534	36.534
**D	WISDOMTREE EUROPE LOCAL RECOVERY FUND		4.002	4.002



Azionisti: 1.115 Teste: 1
Azionisti in proprio: 0 Azionisti in delega: 1.115

Assemblea Ordinaria del 20 aprile 2018

LISTA ESITO DELLE VOTAZIONE

Oggetto: Aggiornamento Piano di Incentivazione

CONTRARI

Badge	Ragione Sociale	Proprio	Delega	Totale
**D	NEW YORK STATE TEACHERS RETIREMENT SYSTEM		17.906	17.906
**D	PENSIOENFONDS METAAL OFF		32.649	32.649
**D	MANULIFE ASSET MANAGEMENT INTERNATIONAL EQUITY INDEX POOLED F		14.968	14.968
**D	GAM INV MGT(SWI)AG OBO ZUR INV IN FDS-ZIF AKTIEN EUROPA PASSIV		17.825	17.825
**D	GAM INV MGMT(SWITZ)AG OBO ZURICH INVEST INSTITUTIONAL FUNDS		474.028	474.028
**D	AXA WORLD FUNDS		204.500	204.500
**D	ALLIANZ GLOBAL INVESTORS FUND		926.091	926.091
**D	BLACKROCK STRATEGIC FUNDS		144.767	144.767
**D	BLACKROCK GLOBAL INDEX FUNDS		15.023	15.023
**D	INDEXIQ		4.626	4.626
**D	GOLDMAN SACHS FUNDS		14.581	14.581
**D	GOLDMAN SACHS FUNDS II		192.984	192.984
**D	MULTIPARTNER SICAV		46.000	46.000
**D	SGKB (LUX) FUND		1.317	1.317
**D	UBS ETF		694.911	694.911
**D	ISHARES MSCI ACWI ETF		136.072	136.072
**D	ISHARES MSCI ACWI EX US ETF		51.040	51.040
**D	ISHARES EUROPE ETF		144.087	144.087
**D	ISHARES MSCI EAFE GROWTH ETF		114.364	114.364
**D	ISHARES MSCI EAFE ETF		2.362.381	2.362.381
**D	ISHARES MSCI EAFE VALUE ETF		184.626	184.626
**D	ISHARES GLOBAL INDUSTRIALS ETF		27.303	27.303
**D	ISHARES MSCI EUROZONE ETF		1.276.812	1.276.812
**D	ISHARES MSCI ITALY CAPPED ETF		969.487	969.487
**D	ISHARES MSCI KOKUSAI ETF		1.845	1.845
**D	ISHARES GLOBAL INFRASTRUCTURE ETF		3.521.707	3.521.707
**D	ISHARES MSCI DEVELOPED WORLD INDEX FUND		9.240	9.240
**D	BLACKROCK INST TRUST CO NA INV FUNDSFOR EMPLOYEE BENEFIT TR		3.458.790	3.458.790
**D	ISHARES CORE MSCI EAFE ETF		1.493.834	1.493.834
**D	ISHARES CORE MSCI TOTAL INTERNATIONAL STOCK ETF		169.778	169.778
**D	ISHARES CORE MSCI INTERNATIONAL DEVELOPED MARKETS ETF		21.670	21.670
**D	ISHARES MSCI WORLD ETF		7.564	7.564
**D	ISHARES CORE MSCI EAFE IMI INDEX ETF		37.690	37.690
**D	ISHARES MSCI EUROPE IMI INDEX ETF		12.414	12.414
**D	ISHARES MSCI ACWI LOW CARBON TARGET ETF		12.150	12.150
**D	ISHARES CORE MSCI EUROPE ETF		113.350	113.350
**D	ISHARES EDGE MSCI INTL SIZE FACTOR ETF		213	213
**D	ISHARES INTERNATIONAL FUNDAMENTAL INDEX ETF		4.557	4.557
**D	CONNECTICUT GENERAL LIFE INSURANCE COMPANY		1.092	1.092
**D	THRIFT SAVINGS PLAN		1.423.532	1.423.532
**D	BLACKROCK CDN MSCI EAFE EQUITY INDEX FUND		165.403	165.403
**D	BLACKROCK CDN WORLD INDEX FUND		12.681	12.681
**D	BLACKROCK CDN MSCI EAFE INDEX PLUS FUND		3.346	3.346

Assemblea Ordinaria del 20 aprile 2018

LISTA ESITO DELLE VOTAZIONE
 Oggetto: Aggiornamento Piano di Incentivazione

CONTRARI

Badge	Ragione Sociale	Proprio	Delega	Totale
**D	BLACKROCK CDN GLOBAL INFRASTRUCTURE EQUITY INDEX FUND		495.103	495.103
**D	BLACKROCK INDEX FUNDS INC.-BLACKROCK INTERNATIONAL INDEX FUND		337.294	337.294
**D	BLACKROCK UTILITY AND INFRASTRUCTURE TRUST		397.024	397.024
**D	ACWI EX-US INDEX MASTER PORTFOLIO OF MASTER INVESTMENT PTF		23.080	23.080
**D	RUSSELL DEVELOPED EX-U.S. LARGE CAP INDEX FUND B		3.733	3.733
**D	MSCI EQUITY INDEX FUND B-ITALY		227.438	227.438
**D	EURO EX-UK ALPHA TITLS FUND B		6.675	6.675
**D	BGI MSCI EUROPE EQUITY INDEX FUND B		133.475	133.475
**D	BGI MSCI EAFE EQUITY INDEX NON-LENDABLE FUND B		127.092	127.092
**D	BGI MSCI EMU IMI INDEX FUND B		393	393
**D	DEVELOPED EX-FOSSIL FUEL INDEX FUND B		2.655	2.655
**D	BLACKROCK MSCI EUROPE EQUITY ESG SCREENED INDEX FUND B		364	364
**D	BLACKROCK MSCI WORLD EQUITY ESG SCREENED INDEX FUND B		46.866	46.866
**D	RUSSELL DEVELOPED LARGE CAP EM GEOEXPOSURE INDEX FUND B		21.045	21.045
**D	EUROPEX-CONTROVERSIAL WEAPONS EQUITY INDEX FUND B		38.684	38.684
**D	PROXY TEAM PARAMETRIC PORTFOLIO ASSOCIATES		2.397	2.397
**D	TEACHERS' RETIREMENT SYSTEM OF THE STATE OF ILLINOIS		64.502	64.502
**D	RUSSELL INVESTMENT COMPANY - RUSSELL INTERN DEVELOPED MKT F		34.036	34.036
**D	BRIGHTHOUSE FUNDS TRUST II - METLIFE MSCI EAFE INDEX PTF		30.871	30.871
**D	RUSSELL INVESTMENT FUNDS INTERNATIONAL DEVELOPED MARKETS FUND		3.171	3.171
**D	RUSSELL INVESTMENT COMPANY II PLC		21.516	21.516
**D	CONSOLIDATED EDISON RETIREMENT PLAN		41.829	41.829
**D	ISHARES PUBLIC LIMITED COMPANY		1.242.242	1.242.242
**D	ISHARES II PUBLIC LIMITED COMPANY		962.588	962.588
**D	ISHARES V PUBLIC LIMITED COMPANY		18.751	18.751
**D	ISHARES III PUBLIC LIMITED COMPANY		175.152	175.152
**D	ISHARES VI PUBLIC LIMITED COMPANY		94.385	94.385
**D	ISHARES IV PUBLIC LIMITED COMPANY		10.641	10.641
**D	ISHARES VII PLC		399.623	399.623
**D	BLACKROCK AM DE FOR ISHS DJ EUROZONE SUST SCR. UCITS ETF (DE)		40.742	40.742
**D	BLACKROCK AM DE FOR ISHARES EURO STOXX UCITS ETF (DE)		173.094	173.094
**D	BLACKROCK AM DE FOR ISHS EURO STOXX SELECT DIV 30 UCITS ETF DE		818.813	818.813
**D	BLACKROCK AM DE FOR ISHS STOXX EUROPE LARGE 200 UCITS ETF (DE)		4.873	4.873
**D	ISHARES I INV MIT TGV F ISHS ST EUR600 IND.GOODS+SER.UCITS ETF		73.154	73.154
**D	BLACKROCK AM DE FOR ISHARES STOXX EUROPE 600 UCITS ETF (DE)		391.817	391.817
**D	BLACKROCK AM SCHWEIZ AG OBO BIFS WORLD EX SWITZ EQ INDEX FUND		9.113	9.113
**D	ABBIE PINE ASSURANCE COMPANY LIMITED		279.378	279.378
**D	SCOTSMAN WOODS OVERSEAS GROWTH INV F ICVC - EURO GROWTH F		331.782	331.782
**D	ATF ABERDEEN TRUSTEES LTD ATF ABERDEEN CAPITAL TRUST		59.759	59.759
**D	SCOTSMAN WOODS INV SOLUTIONS F ICVC- EUROPEAN (EX UK) EQ FD		134.739	134.739
**D	THE TRUSTEES OF CONOCOPHILLIPS PENSION PLAN		9.630	9.630
**D	NAV PLAN TRUSTEE ATF ST. JAMES'S PLACE GLOBAL EQ UNIT TR		114.130	114.130
**D	GUMPHRIE & CO GOVERNMENT PENSION SCHEME		51.987	51.987

Pagina 19

Azionisti: 1.115 Teste: 1
 Azionisti in propria: 0 Azionisti in delega: 1.115



Assemblea Ordinaria del 20 aprile 2018

LISTA ESITO DELLE VOTAZIONE

Oggetto: Aggiornamento Piano di Incentivazione

CONTRARI

Badge	Ragione Sociale	Proprio	Delega	Totale
**D	FP RUSSELL INVESTMENTS ICVC-FP RUSSELL INV INT GROWTH ASSTS FD		2.222	2.222
**D	OMNIS MANAGED INVESTMENTS ICVC - OMNIS MULTI-ASSET INCOME FUND		118.809	118.809
**D	AL MEHWAR COMMERCIAL INVESTMENTS LLC		506.266	506.266
**D	ALLIANZ UK+EUROPEAN INV FDS-ALLIANZ EUROPEAN EQUITY INCOME FD		11.497	11.497
**D	HBOS INTERNATIONAL INV FUNDS ICVC- EUROPEAN FUND		125.542	125.542
**D	STICHTING PENSIOENFONDS CHEMOURS NEDERLAND		3.506	3.506
**D	STICHTING TRUST F AND C UNHEDGE		38.767	38.767
**D	THE TRUSTEES OF GOLDMAN SACHS UK RETIREMENT PLAN		1.715	1.715
**D	ST GEN RESERVE F OF THE MINISTRY FINANCE OF SULTANATE OF OMAN		17.278	17.278
**D	ABERDEEN INV FUNDS UK ICVC II-ABERDEEN EUR EQ ENHANCED INDEXF		48.061	48.061
**D	STICHTING PHILIPS PENSIOENFONDS		65.201	65.201
**D	VANGUARD INV FDS ICVC-VANG FTSE DEV WOR LD EX - UK EQT IND FD		79.031	79.031
**D	VANGUARD INV F ICVC-VANGUARD FTSE DEV EUROPE EX-UK EQ INDEX F		165.676	165.676
**D	VANGUARD INV FUNDS ICVC-VANGUARD FTSE GLOB ALL CAP IND FUND		672	672
**D	SCOTTISH WID INV SOLS F ICVC - FDAMNTL LOW VOL IND GLO EQT F		51.233	51.233
**D	SCOTTISH WIDOWS INV SOL F ICVC- FUNDAMENTAL INDEX GLB EQ F		62.076	62.076
**D	RUSSELL INVESTMENTS GLOBAL OPPORTUNITIES FUND		27.989	27.989
**D	ARGO GLOBAL LISTED INFRASTRUCTURE LIMITED		128.204	128.204
**D	RUSSELL INVESTMENTS LOW CARBON GLOBAL SHARES FUND		2.846	2.846
**D	CHRISTIAN SUPER		1.945	1.945
**D	RUSSELL INVESTMENT'S GLOBAL LISTED INFRASTRUCTRE FUND - HEDGED		295.811	295.811
**D	LAZARD GLOBAL LISTED INFRASTRUCTURE FUND		2.553.948	2.553.948
**D	LAZARD GLOBAL EQUITY FRANCHISE FUND		67.206	67.206
**D	AXA IM ACWI SMARTBETA EQUITY FUND		2.500	2.500
**D	SUNSUPER SUPERANNUATION FUND		25.009	25.009
**D	UBS IQ MSCI WORLD EX AUSTRALIA ETHICAL ETF		418	418
**D	UBS IQ MSCI EUROPE ETHICAL ETF		393	393
**D	CANADA PENSION PLAN INVESTMENT BOARD		291	291
**D	THE TRUSTEES OF BP PENSION FUND		105.243	105.243
**D	KAPITALFORENINGEN INVESTIN PRO - GLOBAL SMID CAP MARKET NEUTRAL EQUITY		3.903	3.903
**D	FLOURISH INVESTMENT CORPORATION		249.115	249.115
**D	FLOURISH INVESTMENT CORPORATION		176.823	176.823
**D	PEOPLE'S BANK OF CHINA		608.230	608.230
**D	PEOPLE'S BANK OF CHINA		81.844	81.844
**D	AMERGEN CLINTON NUCLEAR POWER PLANT NONQUALIFIED FUND		1.302	1.302
**D	CHILDREN'S HEALTHCARE OF ATLANTA, INC.		78.519	78.519
**D	CHURCH OF ENGLAND INVESTMENT FUND FOR PENSIONS		9.659	9.659
**D	EXELON FITZPATRICK NONQUALIFIED FUND		4.360	4.360
**D	EXELON FITZPATRICK QUALIFIED FUND		290	290
**D	FORD MOTOR COMPANY DEFINED BENEFIT MASTER TRUST		10.562	10.562
**D	JOSHUA GREEN CORPORATION.		850	850
**D	JTW TRUST NO. 3 UAD 9/19/02		2.315	2.315
**D	JTW TRUST NO. 1 UAD 9/19/02		1.591	1.591

Assemblea Ordinaria del 20 aprile 2018

LISTA ESITO DELLE VOTAZIONE


Oggetto: Aggiornamento Piano di Incentivazione

CONTRARI

Badge	Ragione Sociale	Proprio	Delega	Totale
**D	JTW TRUST NO. 4 UAD 9/19/02		2.817	2.817
**D	JTW TRUST NO. 2 UAD 9/19/02		2.039	2.039
**D	JTW TRUST NO. 5 UAD 9/19/02		710	710
**D	NOVANT HEALTH INC		11.514	11.514
**D	SAMFORD UNIVERSITY PENSION PLAN TRUST		736	736
**D	STATE OF UTAH, SCHOOL AND INSTITUTIONAL TRUST FUNDS		13.079	13.079
**D	1999 VOL EMPL BEN ASS NON-REPR EMPL OF SOUT CAL EDISON CO		981	981
**D	SAMFORD UNIVERSITY		352	352
**D	VIRGINIA C.MARS REVOCABLE TRUST DATED AUGUST 6, 1991		413	413
**D	HRW TESTAMENTARY TRUST NO 3		2.073	2.073
**D	HRW TESTAMENTARY TRUST NO 1		2.573	2.573
**D	HRW TRUST NO 2 UAD 01/17/03		1.676	1.676
**D	HRW TESTAMENTARY TRUST NO. 10		998	998
**D	HRW TRUST NO 1 UAD 01/17/03		2.382	2.382
**D	HRW TESTAMENTARY TRUST NO. 11		2.568	2.568
**D	HRW TESTAMENTARY TRUST NO 6		3.336	3.336
**D	HRW TESTAMENTARY TRUST NO 4		2.041	2.041
**D	HRW TESTAMENTARY TRUST NO. 9		3.101	3.101
**D	HRW TESTAMENTARY TRUST NO. 8		2.472	2.472
**D	HRW TESTAMENTARY TRUST NO 2		1.679	1.679
**D	HRW TESTAMENTARY TRUST NO. 7		2.729	2.729
**D	HRW TRUST NO 4 UAD 01/17/03		1.152	1.152
**D	HRW TESTAMENTARY TRUST NO 5		2.158	2.158
**D	HRW TESTAMENTARY TRUST NO. 12		3.451	3.451
**D	HRW TRUST NO 3 UAD 01/17/03		1.152	1.152
**D	EXELON CORPORATION NUCLEAR DECOMMISSION TRUST - NON TAX QUAL		327	327
**D	SPARTAN GROUP TRUST FOR EMPLOYEE BENEFIT PLANS		39.413	39.413
**D	BEAT DRUGS FUND ASSOCIATION		771	771
**D	HONG KONG SAR GOVERNMENT EXCHANGE FUND		435.579	435.579
**D	BUNTING INTERNATIONAL DEVELOPED EQUITY TE LLC		1.236	1.236
**D	CARROLL AVENUE PARTNERS LLC		623	623
**D	CARNELIAN INVESTMENT MANAGEMENT LLC		14.733	14.733
**D	STATES OF JERSEY COMMON INVESTMENT FUND		2.351	2.351
**D	CENTERSQUARE INVESTMENT MANAGEMENT LLC		4.280	4.280
**D	DYNASTY INVEST, LTD		813	813
**D	DFI LP EQUITY (PASSIVE)		461	461
**D	WATSON RABLEY MAI LLC		5.125	5.125
**D	ES OVERCOY C - PARAMETRIC		3.268	3.268
**D	REHIT AVENUE INVESTMENT COMPANY		4.192	4.192
**D	SADDLER PARTNERS LLC		617	617
**D	THE BUNTING FAM INT DEVELOPED EQUITY LIMITED LIABILITY CO		3.055	3.055
**D	INTERNATIONAL EQUITY FUND		6.209	6.209
**D	THE JEREMY INVESTMENT PARTNERSHIP LLP		1.221	1.221

Pagina 21

Azionisti: 1.115 Teste: 1
 Azionisti in delega: 0 Azionisti in delega: 1.115



Assemblea Ordinaria del 20 aprile 2018

LISTA ESITO DELLE VOTAZIONE

Oggetto: Aggiornamento Piano di Incentivazione

CONTRARI

Badge	Ragione Sociale	Proprio	Delega	Totale
**D	NTGI-QM COMMON DAILY EAFE INDEX FUND - NON LENDING		39.459	39.459
**D	LAKE AVENUE INVESTMENTS, LLC		15.437	15.437
**D	LEGAL & GENERAL MSCI EAFE FUND, LLC		16.871	16.871
**D	LEHMAN-STAMM FAMILY PARTNERS LLC		602	602
**D	LTW GROUP HOLDINGS, LLC		5.157	5.157
**D	LTW INVESTMENTS LLC		9.311	9.311
**D	LUNA LLC		409	409
**D	LOY PARTNERSHIP, LLC		3.038	3.038
**D	MF INTERNATIONAL FUND LLC		805	805
**D	B2A HOLDINGS, LLC		6.181	6.181
**D	NELKE PARTNERSHIP		2.148	2.148
**D	OHANA HOLDINGS LLC		53.700	53.700
**D	OMEGA FFIP LIMITED PARTNERSHIP		1.398	1.398
**D	ORIZABA, LP		19.554	19.554
**D	CINDY SPRINGS, LLC		2.710	2.710
**D	NTGI-QM COMMON DAILY ALL COUNWD EX-US INV MKT INDEX F NONLEND		10.335	10.335
**D	RDM LIQUID LLC		3.494	3.494
**D	ROTHKO ALL COUNTY WORLD EX-US EQUITY FUND LP		542	542
**D	RAMI PARTNERS, LLC		7.168	7.168
**D	SENTINEL INTERNATIONAL FUND		1.307	1.307
**D	SENTINEL INTERNATIONAL TRUST		2.378	2.378
**D	SIM GLOBAL BALANCED TRUST.		568	568
**D	VICTORIA PARTNERS, LP		8.234	8.234
**D	GLOBAL BOND FUND		5.124	5.124
**D	MS FUND LP		7.321	7.321
**D	FCM INTERNATIONAL, LLC		589	589
**D	ZCA GLOBAL EQUITY STRATEGY, LP		180	180
**D	SHIMODA HOLDINGS, LLC		683	683
**D	MALACHITE 35 TRUST		10.125	10.125
**D	ZOMA CAPITAL LLC		702	702
**D	AVALON PORTFOLIO II, LLC		1.768	1.768
**D	FORTRESS INTERNATIONAL EQUITY PARTNERSHIP "C"		2.981	2.981
**D	LEGAL & GENERAL MSCI EAFE SL FUND, LLC		16.054	16.054
**D	NTGI-QM COMMON DAILY EAFE INDEX FUND - LENDING		34.718	34.718
**D	NTGI - QM COMM DAILY ALL COUNTRY WD EX-US EQ INDEX F - LEND		20.637	20.637
**D	INTERNATIONAL MONETARY FUND STAFF RETIREMENT PLAN		126.641	126.641
**D	NATIONAL COUNCIL FOR SOCIAL SECURITY FUND, P.R.C		30.374	30.374
**D	NATIONAL COUNCIL FOR SOCIAL SECURITY FUND, P.R.C		26.165	26.165
**D	CHEVRON MASTER PENSION TRUST		13.551	13.551
**D	FIDELITY SALEM STREET TRUST: FIDELITY FLEX INTERN INDEX FUND		279	279
**D	FIDELITY SALEM STREET TRUST FIDELITY SERIES GLOBAL EX U.S. INDEX FUND		114.860	114.860
**D	ASHMORE GLOBAL CONSOLIDATION & RECOVERY		983	983
**D	HAGFORS LIMITED		6.469	6.469

Assemblea Ordinaria del 20 aprile 2018

LISTA ESITO DELLE VOTAZIONE
 Oggetto: Aggiornamento Piano di Incentivazione

CONTRARI

Badge	Ragione Sociale	Proprio	Delega	Totale
**D	NEW ZEALAND SUPERANNUATION FUND		149.396	149.396
**D	ACT CHIEF MINISTER, TREAS AND ECO DEV DIR SUPERANN PROV ACC		12.625	12.625
**D	GOVERNMENT EMPLOYEES SUPERANNUATION BOARD		14.397	14.397
**D	GOVERNMENT EMPLOYEES SUPERANNUATION BOARD		95.216	95.216
**D	GOVERNMENT EMPLOYEES SUPERANNUATION BOARD		12.054	12.054
**D	MERCER PASSIVE INTERNATIONAL SHARES FUND		21.123	21.123
**D	NORTHERN FUNDS INTERNATIONAL GROWTH EQUITY FUND		18.890	18.890
**D	CLEARWATER INTERNATIONAL FUND		326	326
**D	ACORN 1998 TRUST		516	516
**D	EXELON PEACH BOTTOM UNIT 1 QUALIFIED FUND		1.661	1.661
**D	MICHIGAN CATHOLIC CONFERENCE MASTER PENSION TRUST		2.156.216	2.156.216
**D	NORTHERN MULTI MANAGER GLOBAL LISTED INFRASTRUCTURE FUND		563	563
**D	MICHIGAN CATHOLIC CONFERENCE		186.795	186.795
**D	NORTHERN FUNDS - INTERNATIONAL EQUITY INDEX FUND		1.445	1.445
**D	OYSTER CREEK NUCLEAR GENERATING STATION QUALIFIED FUND		6.461	6.461
**D	MASTER TR AGREE BETWEEN PFIZER INC AND THE NORTHERN TR CO		1.961	1.961
**D	PLEIADES TRUST		798.004	798.004
**D	NORTHERN TRUST GLOBAL INVESTMENTS COLLECTIVE FUNDS TRUST		1.489	1.489
**D	ST. JOSEPH HEALTH SYSTEM		17.201	17.201
**D	THE TRUSTEES OF THE HENRY SMITH CHARITY		4	4
**D	SILVER GROWTH FUND, LP		2.721	2.721
**D	USAA MASTER TRUST (PENSION AND RSP)		8.643	8.643
**D	BANNER HEALTH		10.556	10.556
**D	A.I.DUPONT TESTAMENTARY TRUST		1.230	1.230
**D	STICHTING INSTITUUT GAK		4.528	4.528
**D	GUIDE STONE FUNDS INTERNATIONAL EQUITY INDEX FUNDS		13.972	13.972
**D	GENERAL PENSION AND SOCIAL SECURITY AUTHORITY		1.229	1.229
**D	GEORGIA TECH FOUNDATION, INC.		45.070	45.070
**D	LOS ANGELES CITY EMPLOYEES RETIREMENT SYSTEM		24.265	24.265
**D	CITY OF LOS ANGELES FIRE AND POLICE PENSION PLAN		11.275	11.275
**D	LOCKHEED MARTIN CORPORATION MASTER RETIREMENT TRUST		17.359	17.359
**D	UNITED MINE WORKERS OF AMERICA 1974 PENSION TRUST		14.288	14.288
**D	HSBC INTERNATIONAL EQUITY POOLED FUND		4.544	4.544
**D	HALIFAX REGIONAL MUNICIPALITY MASTER TRUST		10.771	10.771
**D	OPSEU PENSION PLAN TRUST FUND		12.091	12.091
**D	IBM DIVERSIFIED GLOBAL EQUITY FUND		97.281	97.281
**D	NATIONAL WESTMINSTER BANK PLC AS TR OF JUPITER EUROP INC F		429	429
**D	LORD MAYORS CHARITABLE FUND		10.217	10.217
**D	THE TRUSTEES OF IBM PENSION PLAN		5.142	5.142
**D	THE BOARD OF THE PENSION PROTECTION FUND		2.765	2.765
**D	THE PENSION FONDENFONDS IBM NEDERLAND		14.623	14.623
**D	THE PENSION FONDENFONDS SAGITTARIUS		1.182	1.182
**D	WHEELS COMMON INVESTMENT FUND		58.957	58.957
**D	WHEELS COMMON INVESTMENT FUND			



Assemblea Ordinaria del 20 aprile 2018

LISTA ESITO DELLE VOTAZIONE

Oggetto: **Aggiornamento Piano di Incentivazione**

CONTRARI

Badge	Ragione Sociale	Proprio	Delega	Totale
**D	THE TRUSTEES OF SUPERANN ARRANGEMENTS OF THE UNI OF LONDON		931	931
**D	STICHTING PENSIOENFONDS VAN DE METALEKTRO (PME)		16.748	16.748
**D	NORTHERN TRUST UCITS COMMON CONTRACTUAL FUND		164.073	164.073
**D	HSBC UCITS COMMON CONTRACTUAL FUND		658	658
**D	PREMIER ENERGY AND WATER TRUST PLC		90.000	90.000
**D	MUNICIPAL EMPLOYEES' ANNUITY AND BENEFIT FUND OF CHICAGO		4.446	4.446
**D	LEGAL & GENERAL GLOBAL EQUITY INDEX FUND		2.117	2.117
**D	NAT WEST BK AS TRUSTEE OF LEGAL & GENERAL EUROPEAN INDEX TR		325.295	325.295
**D	NAT WEST BK PLC AS TRUSTEE OF THE LEGAL & GENERAL INT IND TR		27.205	27.205
**D	PREMIER GLOBAL UTILITIES INCOME FUND		54.000	54.000
**D	KLEINWORT BENSON INVESTORS INSTITUTIONAL FUND PLC		661	661
**D	LEGAL & GENERAL ICAV		6.494	6.494
**D	NORTHERN TRUST INVESTMENT FUNDS PUBLIC LIMITED COMPANY		19.356	19.356
**D	LEGAL & GENERAL FUTURE WORLD EQUITY FACTORS INDEX FUND		3.722	3.722
**D	LEGAL & GENERAL GLOBAL INFRASTRUCTURE INDEX FUND		27.291	27.291
**D	LEGAL & GENERAL AUTHORISED CONTRACTUAL SCHEME		2.011	2.011
**D	BLACKROCK AUTHORISED CONTRACTUAL SCHEME I		407.160	407.160
**D	BLACKROCK AUTHORISED CONTRACTUAL SCHEME 1		16.601	16.601
**D	BRITISH COLUMBIA INVESTMENT MANAGEMENT CORPORATION		108.281	108.281
**D	STATE TEACHERS RETIREMENT SYSTEM OF OHIO		438.173	438.173
**D	BANCO NACIONAL DE PANAMA, ACTING AS TRUSTEE OF THE FIDEICOMISO DE FONDO DE AHORRO DE PANAMA		1.900	1.900
**D	LGPS CENTRAL AUTHORISED CONTRACTUAL SCHEME		133.000	133.000
**D	STICHTING FONDS 1818 TOT NUT VAN HET ALGEMEEN		914	914
**D	KOMMUNAL LANDSPENSJONSKASSE GJENSIDIG FORSIKRINGSSKAP		35.799	35.799
**D	STICHTING BEDRIJFST VOOR HET SCHOONMAAK EN GLAZ		14.818	14.818
**D	FJARDE AP-FONDEN		180.901	180.901
**D	STICHTING DELA DEPOSITARY AND MANAGEMENT		1.390	1.390
**D	STICHTING PENSIOENFONDS ING		47.653	47.653
**D	ARBEJDSMARKEDETS TILLAEGSPENSION		383.365	383.365
**D	VERDIPAPIRFONDET KLP AKSJEGLOBAL INDEX 1		57.877	57.877
**D	VERDIPAPIRFONDET KLP AKSJEEUROPA INDEKS 1		27.743	27.743
**D	VERDIPAPIRFONDET KLP AKSJEGLOBAL LAVBETA I		375.802	375.802
**D	NORTHERN TRUST UCITS FGR FUND		86.910	86.910
**D	ANDRA AP-FONDEN		51.063	51.063
**D	MEDIOLANUM GESTIONE FONDI SGR - FLESSIBILE FUTURO ITALIA		800.000	800.000
**D	COVEA ACTIONS RENDEMENT		503.008	503.008
**D	ING RENDEMENT EUROPE		55.000	55.000
**D	INDOSUEZ EUROPE RENDEMENT		62.895	62.895
**D	CDC AD-EUROPE		17.212	17.212
**D	IXIS EURO ACTIONS		38.289	38.289
**D	NATIXIS ACTIONS EUROPE SECTEURS		46.290	46.290
**D	FCP NATIXIS ACTIONS EUROPEENNES		39.248	39.248
**D	OPCVM SEYOND EQUITY FACTOR INVESTING EURO		2.397	2.397

Pagina 24

Azionisti:	1.115	Teste:	1
Azionisti in proprio:	0	Azionisti in delega:	1.115

Assemblea Ordinaria del 20 aprile 2018

LISTA ESITO DELLE VOTAZIONE
 Oggetto: Aggiornamento Piano di Incentivazione

CONTRARI

Badge	Ragione Sociale	Proprio	Delega	Totale
**D	ASSURDIX		57.711	57.711
**D	ATOUT EUROPE SMART BETA		791	791
**D	ATOUT EUROLAND HAUT RENDEMENT		3.610	3.610
**D	AMUNDI ETF FTSE ITALIA PIR UCITS ETF DR		40.893	40.893
**D	AMUNDI INDEX SOLUTIONS		302.463	302.463
**D	LA SAUVERGARDE		10.680	10.680
**D	GMF VIE		729.845	729.845
**D	GMF ASSURANCES		201.268	201.268
**D	MMA IARD S.A.		262.777	262.777
**D	FIDELIA ASSISTANCE		3.518	3.518
**D	ASSISTANCE PROTECTION JURIDIQUE		17.789	17.789
**D	MAAF VIE		280.934	280.934
**D	ASSURANCES BANQUE POPULAIRE IARD		12.596	12.596
**D	MAAF SANTE		10.115	10.115
**D	ACTIF CANTON CREDIT AGRICOLE		974.000	974.000
**D	ACTIF CANTON LCL		457.000	457.000
**D	SAINT HUBERT		30.943	30.943
**D	AB CFAO		3.010	3.010
**D	FCP BOURBON 4		12.624	12.624
**D	FC CARPIMKO		26.651	26.651
**D	CONCORDE 96		13.003	13.003
**D	OACET		15.310	15.310
**D	FCPE HUTCHINSON ACTIONS		5.136	5.136
**D	FCPE NATIXIS ES ACTIONS EURO		1	1
**D	IBM FRANCE		8.819	8.819
**D	FCP CARPIMKO EUROPE		31.766	31.766
**D	FCP RSI EURO P		85.269	85.269
**D	FCP ICARE		6.636	6.636
**D	AGIRA RETRAITE DIVERSIFIE		5.505	5.505
**D	FCP AMUNDI HORIZON		27.766	27.766
**D	FCP PORTFOLIO LCR ACTIONS		6.582	6.582
**D	AMUNDI FUNDS SICAV		56.809	56.809
**D	FCP TONI ACTIONS 100		23.192	23.192
**D	FCP VIVACCIO ACTIONS		160.229	160.229
**D	LBPAM ACTIONS INDICE		21.320	21.320
**D	LBPAM PROFIL 80 PEA		32.854	32.854
**D	LBPAM PROFIL 100		17.652	17.652
**D	LBPAM ACTIONS OPTI INDICE EURO		3.136	3.136
**D	AMUNDI FUNDS CORP EXPRESS MANDAAT ALLIANCE CAPITA		2.747	2.747
**D	AMUNDI FUNDS CORP EXPRESS MANDAAT ALLIANCE CAPITA		47.823	47.823
**D	AMUNDI FUNDS CORP EXPRESS MANDAAT ALLIANCE CAPITA		28.441	28.441
**D	AMUNDI FUNDS CORP EXPRESS MANDAAT ALLIANCE CAPITA		5.148	5.148
**D	AMUNDI FUNDS CORP EXPRESS MANDAAT ALLIANCE CAPITA		141.921	141.921

Pagina 25

Azionisti 1.115 Teste: 1
 Azionisti in delega 0 Azionisti in delega: 1.115



Assemblea Ordinaria del 20 aprile 2018

LISTA ESITO DELLE VOTAZIONE

Oggetto: Aggiornamento Piano di Incentivazione

CONTRARI

Badge	Ragione Sociale	Proprio	Delega	Totale
**D	STG BPF VD DETAILHANDEL MND BLACKROCK MSCI EMEA		82.313	82.313
**D	ST BEW S.A. BEL.POOLS GLOB.EQ. FACTOR FUND		40.330	40.330
**D	STICHTING J.E. ASR ES G INDEXPLUS INST. FONDSSEN INZAKE EUROPA		21.250	21.250
**D	THE CANADA LIFE ASSURANCE COMPANY		79.693	79.693
**D	BNY MELLON EMPLOYEE BENEFIT COLLECTIVE INVESTMENT FUND PLAN		368.448	368.448
**D	BMO MONTHLY INCOME FUND		85.402	85.402
**D	BMO GLOBAL INFRASTRUCTURE FUND		43.533	43.533
**D	BMO DIVERSIFIED INCOME PORTFOLIO		44.226	44.226
**D	MACQUARIE GLOBAL INFRASTRUCTUREINCOME FUND		16.592	16.592
**D	THE GREAT-WEST LIFE ASSURANCE COMPANY		63.919	63.919
**D	COUNSEL DEFENSIVE GLOBAL EQUITY		803	803
**D	BMO MSCI EAFE INDEX ETF		62.113	62.113
**D	BMO INTERNATIONAL DIVIDEND ETF		113.833	113.833
**D	LONDON LIFE INSURANCE COMPANY		798.228	798.228
**D	GLOBAL INFRASTRUCTURE EQUITY FUND LONDON CAPITAL		53.243	53.243
**D	U.S. AND INTERNATIONAL SPECIALTY CLASS		5.939	5.939
**D	CF NCML GLOBAL EQUITY INCOME FUND		18.664	18.664
**D	RENAISSANCE GLOBAL INFRASTRUCTURE FUND		1.758.990	1.758.990
**D	RENAISSANCE REAL ASSETS PRIVATEPOOL		83.600	83.600
**D	TD EMERALD INTERNATIONAL EQUITYINDEX FUND		101.917	101.917
**D	TD INTERNATIONAL INDEX FUND		16.423	16.423
**D	TD EUROPEAN INDEX FUND		3.522	3.522
**D	TD INTERNATIONAL EQUITY INDEX ETF		561	561
**D	PUBLIC SECTOR PENSION INVESTMENT BOARD		214.206	214.206
**D	IMPERIAL INTERNATIONAL EQUITY POOL		18.397	18.397
**D	IMPERIAL GLOBAL EQUITY INCOME POOL		153.857	153.857
**D	WOODBRIDGE INVESTMENTS CORPORATION		15.300	15.300
**D	STEWARDSHIP FOUNDATION		278	278
**D	WBW TRUST NUMBER ONE		333	333
**D	BMO PRIVATE INTERNATIONAL EQUITY PORTFOLIO		67.728	67.728
**D	CIBC INTERNATIONAL INDEX FUND		7.060	7.060
**D	CIBC EUROPEAN INDEX FUND		3.241	3.241
**D	CIBC POOLED INTERNATIONAL EQUITY INDEX FUND		1.543	1.543
**D	DEBORAH LOEB BRICE		461	461
**D	ALAMOSA LLC		733	733
**D	CF INTERNATIONAL STOCK INDEX FUND ONE		26.114	26.114
**D	DT INTERNATIONAL STOCK INDEX FUND ONE		32.187	32.187
**D	ALLAN G. LOZIER		15.202	15.202
**D	CERVURITE INTERNATIONAL LLC		27.055	27.055
**D	MARANIC II LLC		645	645
**D	1975 IRREVOCABLE TRUST OF CD WEYERHAUSER		641	641
**D	1973 IRREVOCABLE TRUST OF CD WEYERHAUSER		212	212

Assemblea Ordinaria del 20 aprile 2018

LISTA ESITO DELLE VOTAZIONE
Oggetto: Aggiornamento Piano di Incentivazione

Badge	Ragione Sociale
Totale voti	191.361.080
Percentuale votanti %	30,244324
Percentuale Capitale %	23,173261

CONTRARI

Proprio	Delega	Totale
---------	--------	--------



Azionisti:
Azionisti in proprio:

1.115 Teste:
0 Azionisti in delega:

1
1.115



Assemblea Ordinaria del 20 aprile 2018

LISTA ESITO DELLE VOTAZIONE

Oggetto: **Aggiornamento Piano di Incentivazione**

ASTENUTI

Badge	Ragione Sociale	Proprio	Delega	Totale
6029	AGOSTINI ANTONIO			
**D	CHALLENGE FUNDS CHALLENGE ITALIAN EQUITY		150.000	150.000
**D	CHALLENGE FUNDS		42.613	42.613
6163	FIORENTINI GIANLUCA	11		11
6938	PEDINI LUCIANO			
RL*	GIGLIO SERVIZI AMBIENTALI E BONIFICHE SRL	105		105
6989	SCAMPOLI GRAZIANA			
DE*	INARCASSA - CASSA NAZIONALE DI PREVIDENZA ED ASSISTENZA PER		2.013.720	2.013.720
7262	CARLE DOMENICO	31.000		31.000
Totale voti	2.237.449			
Percentuale votanti %	0,353625			
Percentuale Capitale %	0,270948			

Assemblea Ordinaria del 20 aprile 2018

LISTA ESITO DELLE VOTAZIONE

Oggetto: Aggiornamento Piano di Incentivazione

NON VOTANTI

Badge	Ragione Sociale	Proprio	Delega	Totale
6029	AGOSTINI ANTONIO		143.549	143.549
**D	KAIROS INTERNATIONAL SICAV - RISORGIMENTO		54.897	54.897
**D	KAIROS INTERNATIONAL SICAV - ITALIA		4.235	4.235
**D	KAIROS INTERNATIONAL SICAV - TARGET ITALY ALPHA		350.000	350.000
**D	UBI SICAV ITALIAN EQUITY		150.000	150.000
**D	UBI PRAMERICA SGR SPA		46.150	46.150
**D	NMM5 GIEP PTN ACCOUNT		184.000	184.000
**D	GIE GEN REVENUS FCP 4D		68.240	68.240
**D	GENERALI INVESTMENTS SICAV		23.348	23.348
**D	GENERALI SMART FUNDS SICAV		60.000	60.000
**D	FONDO GESTIELLE OBIETTIVO ITALIA DI ALETTI GESTIELLE S.G.R.		25.000	25.000
**D	GESTIELLE CEDOLA ITALY OPPORTUNITY DI ALETTI GESTIELLE SGR		25.000	25.000
**D	FONDO GESTIELLE PRO ITALIA DI ALETTI GESTIELLE SGR SPA		86.000	86.000
**D	INTERFUND SICAV INTERFUND EQUITY ITALY		563.000	563.000
**D	FIDEURAM ASSET MANAGEMENT (IRELAND) FONDITALIA EQUITY ITALY		8.000	8.000
**D	FIDEURAM ASSET MANAGEMENT (IRELAND) FIDEURAM FUND EQUITY ITALY		16.000	16.000
**D	FIDEURAM INVESTIMENTI SGR SPA-FIDEURAM ITALIA		209.000	209.000
**D	FIDEURAM INVESTIMENTI SGR SPA-PIANO AZIONI ITALIA		91.000	91.000
**D	FIDEURAM INVESTIMENTI SGR SPA-PIANO BILANCIATO ITALIA 50		7.000	7.000
**D	FIDEURAM INVESTIMENTI SGR - PIANO BILANCIATO ITALIA 30		5.181	5.181
**D	EIS - MULTIASSET RISK OVERLAY		63.007	63.007
**D	EIS - EURO EQUITY INSURANCE CAPITAL LIGHT		136.194	136.194
**D	EIS - FLEXIBLE EQUITY STRATEGY 2		4.912	4.912
**D	EPF - ENHANCED CONSTANT RISK CONTRIBUTION		96.880	96.880
**D	EUQ-EQUITY ITALY		57.709	57.709
**D	EPF-Q-FLEXIBLE		1.100	1.100
**D	EUQ-EQUITY EURO LTE		35.143	35.143
**D	EUQ-EQUITY ITALY SMART VOLATILITY		58.015	58.015
**D	ISE-VALORE CEDOLA GLOBALE - 02/2015		30.450	30.450
**D	ISE-GLOBAL DIVERSIFIED ALLOCATION - 02/2015		23.748	23.748
**D	ISE - VALORE CEDOLA GLOBALE - 04/2015		9.958	9.958
**D	ISE - GLOBAL DYNAMIC MULTITRENDER - 06/2015		13.707	13.707
**D	ISE - VALORE CEDOLA GLOBALE - 07/2015		13.855	13.855
**D	ISE - VALORE CEDOLA GLOBALE - 09/2015		8.577	8.577
**D	ISE - GLOBAL INCOME MULTITRENDER - 09/2015		16.009	16.009
**D	ISE - MULTIASSET CEDOLA GLOBALE - 12/2015		6.868	6.868
**D	ISE - DYNAMIC INCOME MULTITRENDER - 01/2016		19.041	19.041
**D	ISE - MULTIASSET CEDOLA GLOBALE - 02/2016		34.114	34.114
**D	ISE - MULTIASSET ABSOLUTE 3 ANNI - 04/2016		30.978	30.978
**D	ISE - MULTIASSET ABSOLUTE 3 ANNI - 07/2016		6.041	6.041
**D	EPF - ABSOLUTE Q-MULTISTRATEGY		29.101	29.101
**D	EPF - ABSOLUTE ASSET INCOME		1.462.603	1.462.603
**D	EPF - ABSOLUTE STRATEGIA FLESSIBILE			

Pagina 29

Azionisti:
Azionisti in proprio:47 Teste:
4 Azionisti in delega:4
43

Assemblea Ordinaria del 20 aprile 2018

LISTA ESITO DELLE VOTAZIONE

Oggetto: Aggiornamento Piano di Incentivazione

NON VOTANTI

Badge	Ragione Sociale	Proprio	Delega	Totale
**D	EIS - MULTIASSET RISK OVERLAY MODERATO		853	853
6493	GARRI GERARDINO	1		1
RL*	D&C GOVERNANCE S.R.L.	1		1
6894	ANTOLINI GIOVANNI	31.000		31.000
7220	NOTARFONZO ARNALDO	100		100
Totale voti				4.309.565
Percentuale votanti %				0,681120
Percentuale Capitale %				0,521876

Assemblea Ordinaria del 20 aprile 2018

LISTA ESITO DELLE VOTAZIONE

Oggetto: Aggiornamento Piano di Incentivazione

FAVOREVOLI

Badge	Ragione Sociale	Proprio	Delega	Totale
6008	RICCI ELEONORA		594	594
DE*	CASIGLIANI TOMMASO		150	150
DE*	DANDA S.R.L.			
6029	AGOSTINI ANTONIO		161.957	161.957
**D	CORONATION GLOBAL OPPORTUNITIES FUND	831.457		831.457
**D	MORGAN STANLEY INVESTMENT FUNDS	20.998		20.998
**D	GERANA SICAV-SIF S.A.	137.304		137.304
**D	SCHWAB INTERNATIONAL INDEX FUND	11.407		11.407
**D	JTSB STB DAIWA STOCK INDEX FUND 9807	3.927		3.927
**D	JAPAN TRUSTEE SERVICES BANK LTD	45.090		45.090
**D	ING DIRECT	120.739		120.739
**D	THE MASTER TRUST BANK OF JAPAN LTD	45.901		45.901
**D	AMP CAPITAL GLOBAL LISTED INFRASTRUCTURE FUND	31.375		31.375
**D	SCHWAB FUNDAMENTAL INTER LARGE COMP IN F	17.791		17.791
**D	THORNBURG GLOBAL INVESTMENT PLC	3.095		3.095
**D	SEI INSTITUTIONAL MANAGED TRUST MULTI-AS	14.815		14.815
**D	ADVISOR MANAGED TRUST - TACTICAL OFFENSI	263		263
**D	GLOBAL X SCIENTIFIC BETA EUROPE ETF	340.457		340.457
**D	BEST INVESTMENT CORPORATION	252.454		252.454
**D	BEST INVESTMENT CORPORATION	362.575		362.575
**D	INSURANCE COMMISSION OF WESTERN AUSTRALI	378.841		378.841
**D	CLEARVIEW INFRASTRUCTURE FUND	190.653		190.653
**D	FIRST STATE INVESTMENTS GLOBAL LISTED IN	3.817		3.817
**D	UNISUPER	226.896		226.896
**D	AMP CAPITAL GLOBAL LISTED INFRASTR. FD	517.638		517.638
**D	BP2S SYDNEY / UNISUPER	44.045		44.045
**D	IPAC SPEC INVEST STR LISTED GL INFR	17.960		17.960
**D	AMP CAPITAL GLOBAL INFRASTRUCTURE SECURITIES FUND (UNHEDGED) (MANAGED FUND)	821.459		821.459
**D	AMP CAPITAL GLOBAL INFR SECUR FUND UNHED	4.857		4.857
**D	QUAESTIO CAPITAL FUND	19.246		19.246
**D	NFS LIMITED TRAFALGAR COURT	213.728		213.728
**D	CONSTRUCTION AND BUILDING UNIONS SUPERAN	3.966		3.966
**D	SAS TRUSTEE CORPORATION	14.164		14.164
**D	MAGELLAN WHOLESALE PLUS INFRASTRUCTURE F	4.553		4.553
**D	TCORPIM INDEXED INT SHARE (UNHEDGED) FD	2.009		2.009
**D	ROCKEFELLER & CO., INC	35.091		35.091
**D	WANGOR CENTRAL DE TIMOR EST	686		686
**D	GAMMA STRATES INVESTMENT L.L.C. EM	5.000		5.000
**D	INVESTMENT BETA FUND LTD	2.783		2.783
**D	INDIVIDUAL PENSION PLAN TRUST	3.154		3.154
**D	EUROPEAN PENSION FOR THE LABOUR UNION CO-OPERATIVE RETIREMENT FUND	10.978		10.978
**D	FUNDACAO CALUSTE GULBENKIAN	11.160		11.160
**D	SBC MASTER PENSION TRUST SBC MASTER PENSION TRUST 208			

Pagina 31

Azionisti: 487 Teste: 23
 Azionisti in delega: 15 Azionisti in delega: 472



Assemblea Ordinaria del 20 aprile 2018

LISTA ESITO DELLE VOTAZIONE

Oggetto: Aggiornamento Piano di Incentivazione

FAVOREVOLI

Badge	Ragione Sociale	Proprio	Delega	Totale
**D	ABU DHABI RETIREMENT PENSIONS AND BENEFI		35.938	35.938
**D	SBC MASTER PENSION TRUST		21.898	21.898
**D	PETERCAM B FUND		78.889	78.889
**D	PUBLIC EMPLOYEES RETIREMENT SYSTEM OF OHIO		62.171	62.171
**D	THE MASTER TRUST BANK OF JAPAN LTD		601.899	601.899
**D	MASTER TRUST BANK OF JAPAN, LTD. PENSION		571.148	571.148
**D	THE MASTER TRUST BANK OF JAPAN		33.375	33.375
**D	BUREAU OF LABOR FUNDS- LABOR PENSION FUND		10.596	10.596
**D	BUREAU OF LABOR FUNDS - LABOR RETIREMENT FUND		6.456	6.456
**D	BUREAU OF LABOR FUNDS-LABOR INSURANCE FUND		197.762	197.762
**D	BUREAU OF LABOR FUNDS- LABOR PENSION FUND		1.079.082	1.079.082
**D	COLUMBIA GLOBAL INFRASTRUCTURE FUND		156.891	156.891
**D	MULTI-MAN DIRECT ALTERNATIVE STRATE FUND		3.887	3.887
**D	KAYNE GLOBAL INFRASTRUCTURE FUND LP		8.600	8.600
**D	RBC INTERNATIONAL EQUITY INDEX ETF		10.295	10.295
**D	ASSOCIATION BIENF RETR POL VILLE MONTREA		11.600	11.600
**D	MANULIFE SENTINEL INCOME (33) FUND UT		20.800	20.800
**D	LONDON LIFE INSURANCE COMPANY		12.900	12.900
**D	THE GREAT-WEST LIFE ASSURANCE COMPAN		4.600	4.600
**D	REGIME DE RETRAITE D HYDRO QUEBEC		90.900	90.900
**D	4D GLOBAL INFRASTRUCTURE FUND		23.045	23.045
**D	FIRST STATE GLOBAL UMBRELLA FUND PLC-FIR		5.277	5.277
**D	FIRST STATE GLOBAL OPPORTUNITIES FUND		544.122	544.122
**D	TALOS CAPITAL DESIGNATED ACTIVITY COMPAN		11.205.167	11.205.167
**D	SWISS NATIONAL BANK		3.017.620	3.017.620
**D	LOMBARD ODIER FUNDS (SWITZERLAND) SA I3D		52.752	52.752
**D	FONDS RESERVE RETRAITES		21.819	21.819
**D	FCP ERAFP ACT EUR 7 OFI		63.586	63.586
**D	FCP TRANSAT PATRIMOINE 2		85.000	85.000
**D	FCPE SERENIS ADAGIO		1.700	1.700
**D	FCPE LES TROIS FONTAINES		2.200	2.200
**D	POINCARRE II		2.500	2.500
**D	FCP JPA		3.000	3.000
**D	SICAV METISS		4.000	4.000
**D	ROBECO CAPITAL GROWTH FUNDS		1.746	1.746
**D	PRUDENTIAL LEGACY INSURANCE COMPANY OF N		10.456	10.456
**D	SPROTT GLOBAL INFRASTRUCTURE FUND		10.465	10.465
**D	SAS TRUSTEE CORPORATION		113.425	113.425
**D	THE BOEING COMPANY EMPLOYEE RETIREMENT PLANS MASTER TRUST		274.915	274.915
**D	RARE INFRASTRUCTURE VALUE FUND UNHEDGED		948.260	948.260
**D	RARE INFRASTRUCTURE INCOME FUND		4.152	4.152
**D	RARE INFRASTRUCTURE VALUE FUND HEDGED		1.092.327	1.092.327
**D	DPAM CAPITAL B EQUITIES EUROPE INDEX		35.561	35.561

Assemblea Ordinaria del 20 aprile 2018

LISTA ESITO DELLE VOTAZIONE
 Oggetto: Aggiornamento Piano di Incentivazione

FAVOREVOLI

Badge	Ragione Sociale	Proprio	Delega	Totale
**D	DPAM DBI-RDT EQUITIES EMU		19.000	19.000
**D	DPAM CAP B EQU EMU INDEX		111.496	111.496
**D	THE GOVERNMENT EMPLOYEES PENSION FUND GEPE		16.876	16.876
**D	THE HARTFORD RETIREMENT PLAN TRUST FOR US EMPLOYEES		10.430	10.430
**D	AST QMA INTL CORE EQUITY PORT PDMP		67.317	67.317
**D	DEP QF SSGA NONUS EQUITY H1		1.450	1.450
**D	DEP QF SSGA NONUS EQUITY R2		4.325	4.325
**D	DEP QF SSGA NONUS EQUITY B1		1.964	1.964
**D	DEP QF SSGA NONUS EQUITY B2		2.010	2.010
**D	GNPF COL EAFE GINNA Q		2.000	2.000
**D	PB SSGA INTL EQ TAX		2.147	2.147
**D	USMIA GLOBAL EQUITY		1.607	1.607
**D	BNYMTD DEP OF PG GENERATIONS FUND		48.900	48.900
**D	BRAF QUANT GBL VAL EQTY		327	327
**D	VIRTUS DUFF AND PHELPS GLOBAL INFRASTRUCTURE FUND		167.836	167.836
**D	PAYF EQUITY INCOME FUND PAYDEN EQUITY INCOME FUND		309.600	309.600
**D	COLUMBIA SUSTAINABLE INTL EQ ETF		7.559	7.559
**D	COLUMBIA SUSTAINABLE GLOBAL EQ ETF		1.412	1.412
**D	DEUTSCHE XTRK MSCI EAFE HDY HDG ETF		1.187	1.187
**D	SSGA GLOBAL TEMC STRAT POOL		7.753	7.753
**D	FIRST STATE INVESTMENTS ICVC FIRST STATE GLOBAL LISTED INFRASTRUCTURE FUND		3.861.056	3.861.056
**D	ADVANCED SERIES TRUST AST ACADEMIC STRATEGIES ASSET ALLOCATION PORTFOLIO		14.495	14.495
**D	DEUTSCHE XTRKS MSCI ALL WORLD HDG		2.862	2.862
**D	NYKREDIT INVEST TAKTISK ALLOKERING		5.637	5.637
**D	INVESTERINGSFORENINGEN MULTI MANGER INVEST EUROPA		59.052	59.052
**D	NKB 31004 INV MM INVEST EUROPA AKK		103.194	103.194
**D	AST PRU GRWTH ALL PTF QMA EAFE PDFF		273.533	273.533
**D	PRUDENTIAL INVESTMENT PORTFOLIOS INC PRUDENTIAL BALANCED FUND		882	882
**D	PSF CONSERVATIVE BAL PORTF QMA		8.633	8.633
**D	PSF FLEXIBLE MANAGED PORTF QMA		5.622	5.622
**D	AST JENNISON GLOBAL INFRASTR PDMN		10.891	10.891
**D	PRU JEN GL INFRASTRUCTURE FUND PDLF		53.269	53.269
**D	AST MORGAN STANLEY MULTI ASSET PDMS		1.425	1.425
**D	PFI GLB DIV INC FD COLONIA FIRST ST		1.285.444	1.285.444
**D	DEUTSCHE XTRK MSCI EMU HDG EQ ETF		3.445	3.445
**D	THE AMERICAN UNIVERSITY IN CAIRO		2.041	2.041
**D	AT&T WORLDWIDE CAPITAL		1.700	1.700
**D	DAEC Q UN 2		2.200	2.200
**D	DAEC Q UN 1		1.800	1.800
**D	DAEC Q UN 3		4.500	4.500
**D	DAEC Q UN 4		599	599
**D	DAEC Q UN 5		779	779
**D	DAEC Q UN 6		23.512	23.512



Assemblea Ordinaria del 20 aprile 2018

LISTA ESITO DELLE VOTAZIONE

Oggetto: Aggiornamento Piano di Incentivazione

FAVOREVOLI

Badge	Ragione Sociale	Proprio	Delega	Totale
**D	SEMPRA ENERGY PENSION MASTER TRUST		10.410	10.410
**D	AST ACADEM STRAT AAJENNIISON PD07		272.104	272.104
**D	DEUTSCHE XTRKS MSCI EURO CCYHDG		73.703	73.703
**D	KCIF COLONIAL 1ST ST GLI		119.663	119.663
**D	DEUTSCHE XTRKS MSCI EAFE CCYHDG		175.093	175.093
**D	ABN AMRO PF UBS RAFI 1000		27.080	27.080
**D	ABN AMRO PF UBS MINVAR		304.093	304.093
**D	ABN AMRO PF IPM RAFI 1000		25.404	25.404
**D	ABN AMRO PF BR MINVAR		311.260	311.260
**D	DBX FTSE DEV EX US COMP FACTOR		757	757
**D	BELLSOUTH CORP RFA VEDA TRUST		11.763	11.763
**D	ECBSEG		18.061	18.061
**D	MNVF SSGA INTL EQUITY		2.252	2.252
**D	ATIVO CAPITAL		9.200	9.200
**D	VIRTUS TOTAL RETURN FUND INC		341.484	341.484
**D	BLACKROCK ACWI USIMI		134.084	134.084
**D	RHODE ISLAND EMPLOYEES RETIREMENT SYSTEMS POOLED TRUST		26.201	26.201
**D	CEBF LEIA ATIVO IE		6.800	6.800
**D	PG AND E CORPORATION RETIREMENT MASTER TRUST		234.383	234.383
**D	PGQF FIRST STATE		26.458	26.458
**D	CENTRAL STATES SOUTHEAST AND SOUTHWEST AREAS PENSION FUND		190.965	190.965
**D	NBK SSGA EQ 2		15.089	15.089
**D	DEUTSCHE XTRK MSCI STH EUR HDG ETF		238	238
**D	UNITED CHURCH FUNDS QMA BFF		655	655
**D	COUNTY EMPLOYEES ANNUITY AND BENEFIT FUND OF COOK COUNTY		16.964	16.964
**D	COUNTY EMPLOYEES ANNUITY AND BENEFIT FUND OF COOK COUNTY		17.500	17.500
**D	US BK AK STEEL CORP MSTR PEN TR AT		34.771	34.771
**D	USBK FRONTEGRA MFG CORE INFRASTR FD		377.720	377.720
**D	CYBF ATIVO CAPITAL MGMT		10.500	10.500
**D	ALASKA PERMANENT FUND CORPORATION		458.004	458.004
**D	CPA COP PSERS PSERS ACWI X US INDEX		64.608	64.608
**D	NV PERS SSGA EAFE INDEX PUBLIC EMPLOYEES RETIREMENT SYSTEM OF NEVADA		88.574	88.574
**D	NCUF BR EAFE LC GROWTH		26.638	26.638
**D	PENN SERIES DEV INTL INDEX FUND		3.533	3.533
**D	PHC SSGA EQ		52.625	52.625
**D	BELL ATLANTIC MASTER TRUST		38.096	38.096
**D	DUKE ENERGY QUALIFIED NUCLEAR DECOMMISSIONING		13.582	13.582
**D	LINCOLN VARIABLE INSURANCE PRODUCTS TRUST LVIP SSGA DEVELOPED INTERNATIONAL 150 FUND		213.457	213.457
**D	LINCOLN VARIABLE INSURANCE PRODUCTS TRUST LVIP SSGA INTERNATIONAL INDEX FUND		91.532	91.532
**D	PUBLIC EMPLOYEES RETIREMENT ASSOCIATION OF NEW MEXICO		27.025	27.025
**D	BOARD OF PENSIONS OF THE EVANGELICAL LUTHERAN CHURCH IN AMERICA		4.931	4.931
**D	THE STATE OF CONNECTICUT ACTING THROUGH ITS TREASURER		12.800	12.800
**D	UMC BENEFIT BOARD INC		13.991	13.991

Assemblea Ordinaria del 20 aprile 2018

LISTA ESITO DELLE VOTAZIONE

Oggetto: Aggiornamento Piano di Incentivazione

FAVOREVOLI

Badge	Ragione Sociale	Proprio	Delega	Totale
**D	PRUDENTIAL INVESTMENT PORTFOLIO 2 PRUDENTIAL QMA INTL DEVELOPED MRKTS INDEX FUND		1.120	1.120
**D	ENERGY INSURANCE MUTUAL LIMITED		3.239	3.239
**D	OFI MARKET NEUTRAL EQUITY		22.989	22.989
**D	PAYDEN GLOBAL FUNDS PLC		30.100	30.100
**D	OFI AM		26.511	26.511
**D	SHINKO GLOBAL INFRASTRUCTURE		69.660	69.660
**D	ATLAS ENHANCED MASTER FUND LTD		31.933	31.933
**D	ATLAS MASTER FUND LTD.		6.047	6.047
**D	CBOSC-CBGS-WGSS07		2.417	2.417
**D	CFSIL - COLONIAL FIRST STATE GLOBAL ASSET MANAGEMENT MULTI SECTOR TRUST 1		61	61
**D	CFSIL RE COLONIAL FIRST STATE INVESTMENT FUND 10		3.513	3.513
**D	COLONIAL FIRST STATE INVESTMENTS LIMITED.		39.247	39.247
**D	GOVERNMENT OF SINGAPORE		1.280.572	1.280.572
**D	HOSTPLUS POOLED SUPERANNUATION TRUST		5.452	5.452
**D	JOHN HANCOCK VARIABLE INSURANCE TRUST INTERNATIONAL EQUITY INDEX TRUST		15.943	15.943
**D	MONETARY AUTHORITY OF SINGAPORE		262.599	262.599
**D	NATIONAL COUNCIL FOR SOCIAL SECURITY FUND.		2.510	2.510
**D	ROBECO UMBRELLA FUND I N.V		2.663	2.663
**D	SDA INTL EQUITY INDEX FD-WORLD		12.708	12.708
**D	ZURICH LIFE ASSURANCE PLC		103.670	103.670
**D	CROWN MANAGED ACCOUNTS SPC ACTING FOR AND ON BEHALF OF CROWN/OCEANWOOD SEGREGATED PORTFOLIO		3.992	3.992
**D	OCEANWOOD OPPORTUNITIES MASTER FUN C/O MAPLES CORPORATE SERVICES LIMITED		45.350	45.350
**D	RETURN TO WORK CORPORATION OF SOUTH AUSTRALIA		110.187	110.187
**D	LEGG MASON GLOBAL INFRASTRUCTURE ETF		29.288	29.288
**D	TEACHERS` RETIREMENT SYSTEM OF THE STATE OF ILLINOIS		17.059	17.059
**D	KAISER PERMANENTE GROUP TRUST		368.144	368.144
**D	KAISER PERMANENTE GROUP TRUST		239.913	239.913
**D	ARKWRIGHT, LLC		5.464	5.464
**D	SYLVAN PARTNERS, LLC		429	429
**D	KAISER FOUNDATION HEALTH PLAN INC		279.078	279.078
**D	LAUDUS INTERNATIONAL MARKETMASTERS FUND		1.884	1.884
**D	SCHWAB INTERNATIONAL MARKETMASTERS FUND		465.440	465.440
**D	SCHWAB INTERNATIONAL EQUITY ETF		80.703	80.703
**D	SCHWAB FUNDAMENTAL INTERNATIONAL LARGE COMPANY ETF		8.397	8.397
**D	INTERNATIONAL MONETARY FUND		8.442	8.442
**D	THE MASTER TRUST BK OF JP LTD: HITACHI FOREIGN EQ INDEX MF		314	314
**D	SPDR MSCI WORLD QUALITY MIX FUND		2.394	2.394
**D	TBN RETIREMENT PLAN		4.603	4.603
**D	THE REDWATER GLOBAL WOMEN`S INDEX FUND		9.804.878	9.804.878
**D	THORNBUCK INVESTMENT INCOME BUILDER FUND		6.859	6.859
**D	STRATEGY ACTIVE TRADING FUNDS PLC		32.086	32.086
**D	UNITED TECHNOLOGIES CORPORATION EMPLOYEE SAVINGS PLAN		4.816	4.816
**D	CENTRA PROVIDENT FUND BOARD		84.034	84.034
**D	FLS CABBAGE FUND, LLC			

Pagina 35

Azionisti
Azionisti in proprio.487 Teste:
15 Azionisti in delega:23
472

Assemblea Ordinaria del 20 aprile 2018

LISTA ESITO DELLE VOTAZIONE
 Oggetto: Aggiornamento Piano di Incentivazione

FAVOREVOLI

Badge	Ragione Sociale	Proprio	Delega	Totale
**D	BENEFIT TRUST COMPANY		18.000	18.000
**D	TRANSAMERICA INTERNATIONAL EQUITY INDEX VP		399	399
**D	TANGERINE DIVIDEND PORTFOLIO		4.853	4.853
**D	TANGERINE BALANCED INCOME PORTFOLIO		945	945
**D	TANGERINE BALANCED PORTFOLIO		6.336	6.336
**D	TANGERINE BALANCED GROWTH PORTFOLIO		5.588	5.588
**D	TANGERINE EQUITY GROWTH PORTFOLIO		5.673	5.673
**D	SPDR S+P GLOBAL DIVIDEND ETF		57.082	57.082
**D	STATE STREET GLOBAL EQUITY EX-US INDEX PORTFOLIO		41.521	41.521
**D	STATE STREET INTERNATIONAL DEVELOPED EQUITY INDEX PORTFOLIO		90.764	90.764
**D	DEUTSCHE EAFE EQUITY INDEX FUND		1.600	1.600
**D	KP INTERNATIONAL EQUITY FUND		8.698	8.698
**D	SPDR MSCI ACWI IMI ETF		1.000	1.000
**D	SPDR MSCI EAFE FOSSIL FUEL FREE ETF		2.227	2.227
**D	SPDR MSCI WORLD QUALITY MIX ETF		152	152
**D	SPDR MSCI ACWI LOW CARBON TARGET ETF		3.522	3.522
**D	THE PRUDENTIAL INSURANCE COMPANY OF AMERICA		37.368	37.368
**D	PRUDENTIAL TRUST CO MASTER COMMINGLED INV F FOR TAX EXEMPT TR		28.499	28.499
**D	MORGAN STANLEY INST FUND INC. GLOBAL INFRASTRUCTURE PORTFOLIO		277.522	277.522
**D	MORGAN STANLEY INST FUND, INC. - GLOBAL ADVANTAGE PTF		8.078	8.078
**D	MORGAN STANLEY INSTITUTIONAL FUND INC MULTI- ASSET PORTFOLIO		16.493	16.493
**D	GTAA PANTHER FUND L.P		13.124	13.124
**D	MGI FUNDS PLC		274.467	274.467
**D	MGI FUNDS PLC		223.821	223.821
**D	MORGAN STANLEY INSTITUTIONAL FUND TR- GL MULTI-ASSET INC PTF		1.767	1.767
**D	HARTFORD LIFE INSURANCE COMPANY		3.540	3.540
**D	NORTHROP GRUMMAN CORPORATION VEBA MASTER TRUST I		1.278	1.278
**D	SENTRY INFRASTRUCTURE FUND		339.700	339.700
**D	SENTRY ALTERNATIVE ASSET INCOME FUND		10.725	10.725
**D	SENTRY GLOBAL INFRASTRUCTURE PRIVATE TRUST		29.793	29.793
**D	CITY OF NEW YORK GROUP TRUST		133.959	133.959
**D	INTEL CORPORATION RETIREE MEDICAL PLAN TRUST		8.065	8.065
**D	GOV OF HM THE SULTAN AND YANG DI-PERTUAN OF BRUNEI DARUSSALAM		20.120	20.120
**D	BANK OF KOREA		8.339	8.339
**D	SCOTIA PRIVATE GLOBAL INFRASTRUCTURE POOL		223.149	223.149
**D	SSGA MSCI ACWI EX-USA INDEX NON-LENDING DAILY TRUST		9.344	9.344
**D	STATE STREET IRELAND UNIT TRUST		80.268	80.268
**D	SSGA SPDR ETFs EUROPE I PUBLIC LIMITED COMPANY		1.632.818	1.632.818
**D	SSGA SPDR ETFs EUROPE II PUBLIC LIMITED COMPANY		82.736	82.736
**D	CALIFORNIA PUBLIC EMPLOYEES RETIREMENT SYSTEM		1.021.066	1.021.066
**D	AMERICAN BAR ASSOCIATION MEMBERS/MTC COLLECTIVE TRUST		91.917	91.917
**D	CALIFORNIA STATE TEACHERS RETIREMENT SYSTEM		623.445	623.445
**D	WASHINGTON STATE INVESTMENT BOARD		171.034	171.034

Assemblea Ordinaria del 20 aprile 2018

LISTA ESITO DELLE VOTAZIONE
 Oggetto: Aggiornamento Piano di Incentivazione

FAVOREVOLI

Badge	Ragione Sociale	Proprio	Delega	Totale
**D	NEW YORK STATE TEACHERS RETIREMENT SYSTEM		191.992	191.992
**D	NEW YORK STATE TEACHERS RETIREMENT SYSTEM		7.060	7.060
**D	PRUDENTIAL RETIREMENT INSURANCE & ANNUITY COMPANY		10.003	10.003
**D	VAILSBURG FUND LLC		15.930	15.930
**D	SS BK AND TRUST COMPANY INV FUNDS FOR TAXEXEMPT RETIREMENT PL		2.138.893	2.138.893
**D	SSGA RUSSELL FD GL EX-US INDEX NONLENDING QP COMMON TRUST FUND		4.707	4.707
**D	SSGA FTSE RAFI DEVELOPED 1000 INDEX NON-LENDING COMMON TR F		6.612	6.612
**D	SS FTSE DEV COMPREHENSIVE FACTOR IND NON-LENDING COMMON TRU FD		9.775	9.775
**D	STATE STREET SP GLO INFRA INDEX NON-LENDING COMMON TRUST FUND		493.234	493.234
**D	STATE STREET RAFI DEVELOP EX-US INDEX NON-LENDING COMMON TR FD		985	985
**D	SSGA MSCI EUROPE SCREENED INDEX NON-LENDING COMMON TRUST FUND		48.048	48.048
**D	MSCI EAFE PROV SCREENED INDEX NON - LENDING COMMON TR FUND		6.533	6.533
**D	STATE STREET GLOBAL ADVISORS LUXEMBOURG SICAV		187.873	187.873
**D	KIEGER FUND I		772	772
**D	IBM 401K PLUS PLAN		84.619	84.619
**D	STATE OF ALASKA RETIREMENT AND BENEFITS PLANS		19.494	19.494
**D	COLLEGE RETIREMENT EQUITIES FUND		502.828	502.828
**D	TIIA-CREEF INTERNATIONAL EQUITY INDEX FUND		364.563	364.563
**D	STATE OF MINNESOTA		201.700	201.700
**D	SPDR MSCI ACWI EX-US ETF		70.855	70.855
**D	SPDR S+P INTERNATIONAL DIVIDEND ETF		545.720	545.720
**D	SPDR S&P GLOBAL INFRASTRUCTURE ETF		309.087	309.087
**D	SPDR S&P WORLD (EX-US) ETF		52.228	52.228
**D	THE UNIVERSAL INSTITUTIONAL FUNDS, INC. GLOBAL INFRASTR PTF		66.896	66.896
**D	MORGAN STANLEY INSTITUTIONAL FD TR - GLOBAL STRATEGIST PTF		26.617	26.617
**D	THE UNIVERSAL INST F INC - GLOBAL STRATEGIST PORTFOLIO		9.732	9.732
**D	ONTARIO TEACHERS PENSION PLAN BOARD		199.871	199.871
**D	COMMON TRUST ITALY FUND		437.090	437.090
**D	STATE STREET TOTAL RETURN V.I.S. FUND		13.697	13.697
**D	MONETARY AUTHORITY OF SINGAPORE		4.361	4.361
**D	PACE INTERNATIONAL EQUITY INVESTMENTS		9.708	9.708
**D	MANAGED PENSION FUNDS LIMITED		313.742	313.742
**D	FAMILY INVESTMENTS CHILD TRUST FUND		14.769	14.769
**D	FAMILY INVESTMENTS GLOBAL ICVC FAMILY BALANCED INT FUND		11.226	11.226
**D	HSBC AS TRUSTEE FOR SSGA EUROPE EX UK EQUITY TRACKER FUND		421.437	421.437
**D	LEGG MASON FUNDS ICVC- LEGG MASON IF RARE GLOBAL INF INC FUND		780.367	780.367
**D	BAHRAIN MUMTALAKAT HOLDING COMPANY		26.035	26.035
**D	STATE STREET INTERNATIONAL EQUITIES INDEX TRUST		19.790	19.790
**D	SPDR S&P WORLD EX AUSTRALIA FUND		1.426	1.426
**D	SPDR S&P GLOBAL DIVIDEND FUND		40.155	40.155
**D	CHRISTIAN COOPER		1.178	1.178
**D	ENGINEERS SERVICES SUPERANNUATION SCHEME		1.869	1.869
**D	FIRST STATE SUPERANNUATION SCHEME		61.297	61.297



Azionisti: 487 Teste: 23
 Azionisti in delega: 15 Azionisti in delega: 472

Assemblea Ordinaria del 20 aprile 2018

LISTA ESITO DELLE VOTAZIONE

Oggetto: Aggiornamento Piano di Incentivazione

FAVOREVOLI

Badge	Ragione Sociale	Proprio	Delega	Totale
**D	VANECK VECTORS FTSE GLOBAL INFRASTRUCTURE (HEDGED) ETF		63.200	63.200
**D	STATE STREET INT EQTS INDEX TRUST EX TOBACCO EX CONTR WEAPONS		502	502
**D	QSUPER		18.798	18.798
**D	FLOURISH INVESTMENT CORPORATION		32.457	32.457
**D	COMBUSTION ENGINEERING 524(G) ASBESTOS PI TTRUST		882	882
**D	FORD MOTOR COMPANY DEFINED BENEFIT MASTER TRUST		5.939	5.939
**D	HUBBELL INCORPORATED MASTER PENSION TRUST		29.527	29.527
**D	HONG KONG SAR GOVERNMENT EXCHANGE FUND		71.329	71.329
**D	ATIVO INTERNATIONAL EQUITY FUND LP		21.600	21.600
**D	INTERNATIONAL EXPATRIATE BENEFIT MASTER TRUST		2.334	2.334
**D	INTERNATIONAL MONETARY FUND RETIRED STAFF BENEFITS INVESTMENT		4.025	4.025
**D	INTERNATIONAL MONETARY FUND STAFF RETIREMENT PLAN		17.437	17.437
**D	INTERNATIONAL MONETARY FUND STAFF RETIREMENT PLAN		6.352	6.352
**D	UNIT NAT RELIEF AND WORKS AG FOR PALEST REF IN THE NEAR EAST		2.256	2.256
**D	NATIONAL COUNCIL FOR SOCIAL SECURITY FUND, P.R.C		1.750	1.750
**D	NGEE ANN POLYTECHNIC		132	132
**D	NATIONAL COUNCIL FOR SOCIAL SECURITY FUND, P.R.C		68.455	68.455
**D	THE PARTNERS FUND		90.000	90.000
**D	COMMONWEALTH SUPERANN CORP ATF ARIA INVESTMENTS TR		35.227	35.227
**D	ENERGY INVESTMENT FUND		199.983	199.983
**D	QIC INTERNATIONAL EQUITIES FUND		1.362	1.362
**D	MAGELLAN INFRASTRUCTURE FUND (UNHEDGED)		833.903	833.903
**D	GOVERNMENT EMPLOYEES SUPERANNUATION BOARD		226.020	226.020
**D	MAGELLAN INFRASTRUCTURE FUND (CURRENCY HEDGED)		202.563	202.563
**D	PARTNERS GROUP GLOBAL MULTI-ASSET FUND		11.500	11.500
**D	QUEENSLAND INVESTMENT TRUST NO.2		5.946	5.946
**D	MAGELLAN CORE INERASTRUCTURE FUND		102.357	102.357
**D	MAGELLAN INFRASTRUCTURE FUND		1.923.682	1.923.682
**D	STATE OF IDAHO ENDOWMENT FUND INVESTMENT BOARD		1.406	1.406
**D	PRESBYTERIAN CHURCH (USA) FOUNDATION		4.678	4.678
**D	VOL EMPL BEN ASS OF THE NON-REPR EMPL OF SOUT CAL EDISON CO		1.633	1.633
**D	TRINITY COLLEGE CAMBRIDGE		1.634	1.634
**D	CSAA INSURANCE EXCHANGE		20.228	20.228
**D	CITY OF LOS ANGELES FIRE AND POLICE PENSION PLAN		4.500	4.500
**D	MONTGOMERY COUNTY EMPLOYEES RETIREMENT SYSTEM		4.509	4.509
**D	STATE UNIVERSITIES RETIREMENT SYSTEM		83.600	83.600
**D	UTAH STATE RETIREMENT SYSTEMS		78.770	78.770
**D	WYOMING RETIREMENT SYSTEM		4.694	4.694
**D	FORD MOTOR COMPANY OF CANADA, LIMITED PENSION TRUST		4.904	4.904
**D	FUTURE FUND BOARD OF GUARDIANS FOR AND OBO THE MED RES FUT FD		59.257	59.257
**D	THE BANK OF IRELAND STAFF PENSIONS FUND		162.912	162.912
**D	STICHTING HEINEKEN PENSIOENFONDS		33.841	33.841
**D	WHEELS COMMON INVESTMENT FUND		14.224	14.224

Azionisti:
Azionisti in proprio:487 Teste:
15 Azionisti in delega:23
472

Assemblea Ordinaria del 20 aprile 2018

LISTA ESITO DELLE VOTAZIONE


Oggetto: Aggiornamento Piano di Incentivazione

FAVOREVOLI

Badge	Ragione Sociale	Proprio	Delega	Totale
**D	PUBLIC EMPLOYEES RETIREMENT ASSOCIATION OF COLORADO		116.279	116.279
**D	COMMONWEALTH GLOBAL LISTED INFRASTRUCTURE FUND 7		170.970	170.970
**D	COLONIAL FIRST STATE INVESTMENT FUND 50		12.740	12.740
**D	COMMONWEALTH GLOBAL LISTED INFRASTRUCTURE FUND 6		933.070	933.070
**D	COMMONWEALTH GLOBAL LISTED INFRASTRUCTURE FUND 4		155.878	155.878
**D	COLONIAL FIRST STATE WHOLESALE GLOBAL LISTED INFR SEC F		1.166.469	1.166.469
**D	COLONIAL FIRST STATE WHOLESALE INDEXED GLOBAL SHARE FUND		20.637	20.637
**D	COMMONWEALTH GLOBAL SHARE FUND 29		142	142
**D	INVESTCO ITALIAN HOLDINGS SRL	66.513.016		66.513.016
**D	SSGA GROSS ROLL UP UNIT TRUST		16.282	16.282
**D	MFG INVESTMENT FUND PLC		70.676	70.676
**D	ILLINOIS STATE BOARD OF INVESTMENT		42.960	42.960
**D	STICHTING BEDRIJFST VOOR HET BEROEPSVERVOER OVER DE WEG		33.903	33.903
**D	ROBECO INSTITUTIONAL UMBRELLA FUND		5.489	5.489
**D	EPSILON SGR - EPSILON ALLOCAZIONE TATTICA APRILE 2020		3.688	3.688
**D	EPSILON SGR - EPSILON ALLOCAZIONE TATTICA FEBBRAIO 2020		2.881	2.881
**D	EPSILON SGR - EPSILON ALLOCAZIONE TATTICA GIUGNO 2020		2.806	2.806
**D	EPSILON SGR - EPSILON ALLOCAZIONE TATTICA NOVEMBRE 2019		1.717	1.717
**D	EPSILON SGR - EPSILON ALLOCAZIONE TATTICA SETTEMBRE 2019		2.678	2.678
**D	EPSILON SGR - EPSILON DLONGRUN		128	128
**D	EPSILON SGR - EPSILON FLESSIBILE AZIONI EURO APRILE 2021		2.234	2.234
**D	EPSILON SGR - EPSILON FLESSIBILE AZIONI EURO FEBBRAIO 2021		5.415	5.415
**D	EPSILON SGR - EPSILON FLESSIBILE AZIONI EURO GIUGNO 2021		1.576	1.576
**D	EPSILON SGR - EPSILON FLESSIBILE AZIONI EURO NOVEMBRE 2020		18.534	18.534
**D	EPSILON SGR - EPSILON FLESSIBILE AZIONI EURO SETTEMBRE 2020		25.041	25.041
**D	EPSILON SGR - EPSILON MULTIASET 3 ANNI DICEMBRE 2019		14.231	14.231
**D	EPSILON SGR - EPSILON MULTIASET 3 ANNI LUGLIO 2020		4.218	4.218
**D	EPSILON SGR - EPSILON MULTIASET 3 ANNI MAGGIO 2020		8.584	8.584
**D	EPSILON SGR - EPSILON MULTIASET 3 ANNI MARZO 2020		6.741	6.741
**D	EPSILON SGR-EPSILON MULTIASET VALORE GLOBALE DICEMBRE 2021		6.210	6.210
**D	EPSILON SGR - EPSILON MULTIASET VALORE GLOBALE GIUGNO 2021		15.840	15.840
**D	EPSILON SGR - EPSILON MULTIASET VALORE GLOBALE LUGLIO 2022		4.435	4.435
**D	EPSILON SGR - EPSILON MULTIASET VALORE GLOBALE MAGGIO 2022		5.613	5.613
**D	EPSILON SGR - EPSILON MULTIASET VALORE GLOBALE MARZO 2022		3.124	3.124
**D	EPSILON SGR-EPSILON MULTIASET VALORE GLOBALE SETTEMBRE 2021		7.022	7.022
**D	EPSILON SGR - EPSILON QRETURN		9.595	9.595
**D	EURIZON CAPITAL SGR - MULTIASET STRATEGIA FLESSIBILE 06/23		13.343	13.343
**D	EURIZON CAPITAL SGR - MULTIASET REDDITO 10/2022		43.893	43.893
**D	EURIZON CAPITAL SGR - MULTIASET REDDITO 12/2022		15.540	15.540
**D	EURIZON CAPITAL SGR - EURIZON CEDOLA ATTIVA TOP LUGLIO 2021		8.368	8.368
**D	EURIZON CAPITAL SGR - EURIZON CEDOLA ATTIVA TOP OTTOBRE 2021		3.627	3.627
**D	EURIZON CAPITAL SGR -MULTIASSET REDDITO OTTOBRE 2019		47.638	47.638
**D	EURIZON CAPITAL SGR - CEDOLA ATTIVA TOP DICEMBRE 2021		3.921	3.921

Pagina 39

Azionisti: 487 Teste: 23
 Azionisti in proprio: 15 Azionisti in delega: 472



Assemblea Ordinaria del 20 aprile 2018

LISTA ESITO DELLE VOTAZIONE

Oggetto: **Aggiornamento Piano di Incentivazione**

FAVOREVOLI

Badge	Ragione Sociale	Proprio	Delega	Totale
**D	EURIZON CAPITAL SGR - MULTIASET REDDITO DICEMBRE 2019	21.406	21.406	21.406
**D	EURIZON CAPITAL SGR - EURIZON CEDOLA ATTIVA TOP MAGGIO 2021	7.535	7.535	7.535
**D	EURIZON CAPITAL SGR - EURIZON MULTIASET REDDITO APRILE 2021	12.036	12.036	12.036
**D	EURIZON CAPITAL SGR -GLOBAL MULTIASET SELECTION 09/22	20.400	20.400	20.400
**D	EURIZON CAPITAL SGR - EURIZON CEDOLA ATTIVA TOP APRILE 2022	11.170	11.170	11.170
**D	EURIZON CAPITAL SGR - EURIZON AZIONI AREA EURO	8.755	8.755	8.755
**D	EURIZON CAPITAL SGR - MULTIASET REDDITO NOVEMBRE 2020	21.715	21.715	21.715
**D	EURIZON CAPITAL SGR - EURIZON CEDOLA ATTIVA TOP MAGGIO 2020	3.776	3.776	3.776
**D	EURIZON CAPITAL SGR - CEDOLA ATTIVA TOP NOVEMBRE 2022	15.567	15.567	15.567
**D	EURIZON CAPITAL SGR - EURIZON MULTIASET REDDITO LUGLIO 2022	37.592	37.592	37.592
**D	EURIZON CAPITAL SGR - EURIZON PROGETTO ITALIA 70	150.344	150.344	150.344
**D	EURIZON CAPITAL SGR - EURIZON TOP SELECTION DICEMBRE 2022	161.369	161.369	161.369
**D	EURIZON CAPITAL SGR - EURIZON CEDOLA ATTIVA TOP OTTOBRE 2020	4.561	4.561	4.561
**D	EURIZON CAPITAL SGR - EURIZON TOP SELECTION GENNAIO 2023	25.329	25.329	25.329
**D	EURIZON CAPITAL SGR - EURIZON CEDOLA ATTIVA TOP GIUGNO 2020	2.629	2.629	2.629
**D	EURIZON CAPITAL SGR - EURIZON CEDOLA ATTIVA TOP LUGLIO 2020	1.701	1.701	1.701
**D	EURIZON CAPITAL SGR - EURIZON MULTIASET REDDITO MARZO 2023	21.402	21.402	21.402
**D	EURIZON CAPITAL SGR - EURIZON CEDOLA ATTIVA TOP APRILE 2021	5.915	5.915	5.915
**D	EURIZON CAPITAL SGR - CEDOLA ATTIVA TOP DICEMBRE 2020	3.251	3.251	3.251
**D	EURIZON CAPITAL SGR - EURIZON MULTIASET REDDITO MARZO 2022	19.295	19.295	19.295
**D	EURIZON CAPITAL SGR - EURIZON CEDOLA ATTIVA TOP APRILE 2023	9.080	9.080	9.080
**D	EURIZON CAPITAL SGR - EURIZON MULTIASET REDDITO APRILE 2020	32.964	32.964	32.964
**D	EURIZON CAPITAL SGR - EURIZON MULTIASET REDDITO MAGGIO 2021	6.644	6.644	6.644
**D	EURIZON CAPITAL SGR - EURIZON CEDOLA ATTIVA TOP MAGGIO 2023	9.788	9.788	9.788
**D	EURIZON CAPITAL SGR - MULTIASET STRATEGIA FLESSIBILE 05/23	15.628	15.628	15.628
**D	EURIZON CAPITAL SGR - EURIZON CEDOLA ATTIVA TOP GIUGNO 2023	29.471	29.471	29.471
**D	EURIZON CAPITAL SGR - EURIZON HIGH INCOME DICEMBRE 2021	40.617	40.617	40.617
**D	EURIZON CAPITAL SGR - DISCIPLINA ATTIVA DICEMBRE 2022	10.209	10.209	10.209
**D	EURIZON CAPITAL SGR - EURIZON AZIONI ITALIA	311.691	311.691	311.691
**D	EURIZON CAPITAL SGR - DISCIPLINA ATTIVA DICEMBRE 2021	12.709	12.709	12.709
**D	EURIZON CAPITAL SGR - EURIZON MULTIASET REDDITO MAGGIO 2020	34.870	34.870	34.870
**D	EURIZON CAPITAL SGR - EURIZON CEDOLA ATTIVA TOP OTTOBRE 2023	49.993	49.993	49.993
**D	EURIZON CAPITAL SGR - MULTIASET REDDITO OTTOBRE 2021	22.697	22.697	22.697
**D	EURIZON CAPITAL SGR - EURIZON CEDOLA ATTIVA TOP MAGGIO 2022	13.136	13.136	13.136
**D	EURIZON CAPITAL SGR - EURIZON MULTIASET REDDITO GIUGNO 2020	23.030	23.030	23.030
**D	EURIZON CAPITAL SGR - EURIZON MULTIASET REDDITO GIUGNO 2021	22.961	22.961	22.961
**D	EURIZON CAPITAL SGR - EURIZON CEDOLA ATTIVA TOP GIUGNO 2022	6.881	6.881	6.881
**D	EURIZON CAPITAL SGR - EURIZON DISCIPLINA ATTIVA OTTOBRE 2021	27.120	27.120	27.120
**D	EURIZON CAPITAL SGR -MULTIASET STRATEGIA FLESSIBILE 10/2023	11.708	11.708	11.708
**D	EURIZON CAPITAL SGR - EURIZON TOP SELECTION MARZO 2023	71.604	71.604	71.604
**D	EURIZON CAPITAL SGR - MULTIASET REDDITO DICEMBRE 2021	19.667	19.667	19.667
**D	EURIZON CAPITAL SGR - INCOME MULTISTRATEGY MARZO 2022	8.554	8.554	8.554
**D	EURIZON CAPITAL SGR - EURIZON TRAGUARDO 40 FEBBRAIO 2022	19.851	19.851	19.851

Assemblea Ordinaria del 20 aprile 2018

LISTA ESITO DELLE VOTAZIONE

Oggetto: Aggiornamento Piano di Incentivazione

FAVOREVOLI

Badge	Ragione Sociale	Proprio	Delega	Totale
**D	EURIZON CAPITAL SGR - EURIZON DISCIPLINA ATTIVA MAGGIO 2022		25.558	25.558
**D	EURIZON CAPITAL SGR - EURIZON CEDOLA ATTIVA TOP OTTOBRE 2022		7.321	7.321
**D	EURIZON CAPITAL SGR - EURIZON CEDOLA ATTIVA TOP OTTOBRE 2022		15.362	15.362
**D	EURIZON CAPITAL SGR - MULTIASSET REDDITO OTTOBRE 2020		23.005	23.005
**D	EURIZON CAPITAL SGR - EURIZON MULTIASSET REDDITO MAGGIO 2022		12.662	12.662
**D	EURIZON CAPITAL SGR - EURIZON DISCIPLINA ATTIVA MARZO 2022		15.625	15.625
**D	EURIZON CAPITAL SGR - EURIZON PIR ITALIA AZIONI		20.992	20.992
**D	EURIZON CAPITAL SGR - EURIZON DISCIPLINA ATTIVA LUGLIO 2022		26.258	26.258
**D	EURIZON CAPITAL SGR - DISCIPLINA ATTIVA SETTEMBRE 2022		168.228	168.228
**D	EURIZON CAPITAL SGR - EURIZON PROGETTO ITALIA 40		6.012	6.012
**D	EURIZON CAPITAL SGR - EURIZON RENDITA		7.282	7.282
**D	ST. SPOORWEGPFDS MANDAAT BLACKROCK		2.799	2.799
**D	STICHTING PENSIOENFONDS OPENBAAR VERVOER		14.068	14.068
**D	PETTELAAR EFFECTENBEWAARBEDRIJFV INZ ACTIAM RESP. INDEX FUND		76.175	76.175
**D	PETTELAAR EFFECTENBEW. INZ. SNSRESP. IND. FND		234	234
**D	MACKENZIE GLOBAL LEADERSHIP IMPACT FUND		5.100	5.100
**D	THE GREAT-WEST LIFE ASSURANCE COMPANY		673.600	673.600
**D	INVESTORS GLOBAL FUND .		330.000	330.000
**D	INVESTORS GLOBAL DIVIDEND FUND.		32.000	32.000
**D	IG MACKENZIE STRATEGIC INCOME FUND		43.800	43.800
**D	INVESTORS GLOBAL CLASS		70.200	70.200
**D	INVESTORS GLOBAL INFRASTRUCTURECLASS		97.800	97.800
**D	MACKENZIE CANADIAN LARGE CAP DIVIDEND FUND		5.200	5.200
**D	MACKENZIE CANADIAN LARGE CAP DIVIDEND CLASS		175.500	175.500
**D	MACKENZIE STRATEGIC INCOME FUND		271.749	271.749
**D	MACKENZIE GLOBAL STRATEGIC INCOME FUND		726.151	726.151
**D	MACKENZIE GLOBAL DIVIDEND FUND		66.100	66.100
**D	MACKENZIE INCOME FUND		14.600	14.600
**D	MACKENZIE USD GLOBAL STRATEGIC INCOME FUND		17.746	17.746
**D	MACKENZIE DIVERSIFIED ALTERNATIVES FUND		216	216
**D	MACKENZIE INTERNATIONAL EQUITY INDEX ETF		1.983	1.983
**D	MACKENZIE MAX DIVERSIFICATION DEVELOPED EUR INDEX ETF		96.486	96.486
**D	THE GLENCORE CANADIAN PENSION FUNDS TRUST-FOREIGN EQUITY FUND		65.694	65.694
**D	THE GLENCORE CANADIAN PENSION FUNDS TRUST-FOREIGN EQUITY FUND		17.424	17.424
**D	FIRST ASSET MSCI EUROPE LOW RISK WEIGHTED ETF		634	634
**D	FIRST ASSET MSCI INTERNATIONAL LOW RISK WEIGHTED ETF		21.388	21.388
**D	FIRST ASSET MSCI EAFE INDEX NON-LENDING, FUND FOR EXEMPT ORG.		8.045	8.045
**D	FIRST ASSET MSCI EAFE INDEX NON-LENDING, FUND FOR EXEMPT ORG.			
**D	FIRST ASSET MSCI EAFE INDEX NON-LENDING, FUND FOR EXEMPT ORG.			
6333	FONDAZIONE SALVATORE DI GENNARO			
DE*	FONDAZIONE ROBERTO			
651	FONDAZIONE CASSA DI RISPARMIO DI CUNEO			
6533	FONDAZIONE GIORGIO			
6558	FONDAZIONE BRUNO			
6576	FONDAZIONE MARIA			
		12	2.283.500	
		2		
		2.806		
		172		

Azionisti: 487 Teste: 23
 Azionisti in proprio: 15 Azionisti in delega: 472



Assemblea Ordinaria del 20 aprile 2018

LISTA ESITO DELLE VOTAZIONE

Oggetto: Aggiornamento Piano di Incentivazione

FAVOREVOLI

Badge	Ragione Sociale	Proprio	Delega	Totale
6604	RICCI ANDREA	466		466
6652	D ATRI GIANFRANCO			
DE*	MARINO TOMMASO		2	2
DE*	PEDRETTI MARCO		1	1
6662	TONDINI REMO	985		985
6676	FORTE MARCO	1		1
6678	ROMANELLI SILVIA			
DE*	SINTONIA S.P.A.		249.833.818	249.833.818
6717	CHIGNOLI GIORGIO	1		1
6799	BOVE KATRIN	7		7
6823	VITANGELI GIORGIO	5		5
6872	CARADONNA GIANFRANCO MARIA	1		1
6884	RODINO` DEMETRIO	1		1
6928	RODINO` WALTER	5		5
6942	CRISTIANI GIANNI	170		170
7072	VENEZIA ANNA PAOLA			
DE*	FONDAZIONE CASSA DI RISPARMIO DI TORINO		41.372.172	41.372.172
7115	ROSSI AGOSTINO			
DE*	ROSSI PAOLO		1.500	1.500
7524	PASSALI GIOVANNI			
DE*	REDA GABRIELLA		1	1
7564	AMBRUZZI DANIELA	616		616
Totale voti	434.809.232			
Percentuale votanti %	68,720930			
Percentuale Capitale %	52,654113			